



**Teacher Supply in California
A Report to the Legislature
Annual Report
2015-2016**

**Submitted Pursuant to AB 471
(Chap. 381, Stats. 1999)**

This report was developed by Marjorie A. Suckow and Phi Phi Lau of the Professional Services Division of the Commission on Teacher Credentialing. For more information about the content of this report, contact msuckow@ctc.ca.gov.

April 2017

This report, like other publications of the Commission on Teacher Credentialing, is not copyrighted. It may be reproduced in the public interest, but proper attribution is requested.

Commission on Teacher Credentialing
1900 Capitol Avenue
Sacramento, CA 95811

This report is available at
<http://www.ctc.ca.gov>

Commission on Teacher Credentialing



1900 Capitol Avenue
Sacramento, CA 95811

(916) 322-6253

Mary Vixie Sandy
Executive Director

Barnes, Kirsten	Non-Administrative Services Representative	2020
Cooney, C. Michael	Public Representative	2017
Darling-Hammond, Linda	Faculty Member	2017
de la Torre-Escobedo, Marysol	Teacher Representative	2019
Gonzalez, Jose	Administrative Services Representative	2019
Harris, Kathleen	Teacher Representative	2017
Hinde, Alicia,	Teacher Representative	2020
Klatt, Bonnie	Teacher Representative	2017
Rodriguez, Haydee	Teacher Representative	2020
Rodriguez, Ref	School Board Member	2020
Zumot, Michelle	Designee, Superintendent of Public Instruction	Ongoing
Vacant	Teacher Representative	
Vacant	Public Representative	
Vacant	Public Representative	
Vacant	Public Representative	
Ex-Officio Members		
Browne, Kathryn	California Community Colleges	
Grenot-Scheyer, Marquita	California State University	
Martin, Shane	Association of Independent California Colleges and Universities	
Sloan, Tine	University of California	

Vision Statement

All of California's students, preschool through grade 12, are inspired and prepared to achieve their highest potential by well prepared and exceptionally qualified educators.

Mission Statement

To ensure integrity, relevance, and high quality in the preparation, certification, and discipline of the educators who serve all of California's diverse students.

Executive Summary

Determining teacher supply in California is essential for policymakers as they analyze how current statutes and policies impact teacher recruitment, teaching incentives and teacher preparation. This report provides data collected by the Commission on Teacher Credentialing (Commission) and addresses several questions regarding the supply of teachers newly available to teach in California classrooms.

Education Code §44225.6 (Assembly Bill 471, Chap. 381, Stats. 1999) requires the Commission to report to the Governor and the Legislature each year on the number of teachers who received credentials, authorizations, permits and waivers. The report includes the type and number of documents initially issued authorizing service to teach in California public schools or schools under public contract for fiscal year 2015-16. The report responds to the requirements specified in statute and provides a tool for policymakers and others interested in teacher supply.

This report is organized with the following headings:

- Teacher Supply Data: New Teaching Credentials Issued in California
- New Teaching Credentials Issued by Type
- Distribution of Credentials Issued by Preparation Pathway and Type of Program Sponsor
- Teachers Prepared Through Alternative Certification Pathways (Intern Programs)
- Other Types of Teaching Credentials Issued (Career Technical Education and Designated Subjects Special Subjects)
- Future Teacher Supply Indicator: Teacher Preparation Program Enrollment Data
- Number of English Learner Authorizations Issued
- Number of Teaching Permits and Waivers Issued
- Comparison of Fully Credentialed Teachers Serving in California Public Schools versus New Intern Credentials, Permits, and Waivers Issued
- Demographic Data: Average Age for Holders of New Teaching Credentials
- Demographic Data: Gender and Ethnicity Distribution of Current Teaching Workforce
- Teacher Demand: Estimated Teacher Hires by Region, County, and Subject Areas

Overall findings for the fiscal year 2015-16 are summarized:

- There was an increase of 1.6 percent in the number of newly issued credentials across all three types of preliminary teaching credentials (i.e., Multiple Subject, Single Subject, and Education Specialist).
- After a steady decline in the total number of initial teaching credentials for the past several years, 2015-16 is the second year in which there was a small increase over the prior year. The number of new initial teaching credentials issued in 2015-16 is slightly higher than the number of credentials issued in the 2012-13 year.
- There was an increase in the number of teaching permits (Short Term Staff Permit and Provisional Intern Permit) issued and therefore it was estimated that there was a decrease of 1 percent in number of fully-credentialed teachers serving in California public schools.

Teacher Supply in California, 2015-2016

A Report to the Legislature

Introduction

This agenda item reports on Multiple Subject, Single Subject and Education Specialist credentials awarded by the Commission in 2015-16. The report also includes information on other certificates, authorizations, permits and waivers issued in 2015-16. The summary tables are presented within the report and detailed data tables are provided in the Appendix as follows:

Table 1	Distribution of New Credentials by Type and Institution
Table 1A	Distribution of University Intern Credentials by Type and Institution
Table 2	Distribution of Credentials Recommended by Type and District Intern Program Sponsor
Table 3	Distribution of New Credentials Issued Based on Out-of-State Preparation by Type and Subject
Table 3A	Distribution of Designated Subject Career Technical Education (CTE) Teaching Credentials by Type and Institution
Table 3B	Distribution of Designated Subject Career Technical Education (CTE) Teaching Credentials by Industry Sector
Table 4	Distribution of Credentials, Intern Credentials, Permits, and Waivers by Subject Area
Table 4A	Distribution of English Learner Authorizations Issued on Credentials, Certificates, Permits and Waivers
Table 4B	Distribution of Permits and Waivers for English Learner Authorizations by County
Table 4C	Distribution of Permits and Waivers for English Learner Authorizations by County and School District
Table 4D	Distribution of Certificates of Completion of Staff Development (CCSD) by Recommending Agency
Table 5A	Distribution of Intern Credentials, Permits, and Waivers by County
Table 5B	Distribution of Intern Credentials, Permits, and Waivers by County and School District
Table 5C	Distribution of Intern Credentials, Permits, and Waivers by County, School District, Type and Subject Area

Background

Education Code §44225.6 requires the Commission on Teacher Credentialing (Commission) to report to the Governor and Legislature annually regarding teacher supply in California. The requirements of the report are detailed in Education Code §44225.6 and must include the following:

1. The number of individuals recommended for multiple subject, single subject and special education credentials, by higher education and alternative certification pathways and the type of credential or certificate for which they were recommended;
2. The number of individuals issued an initial credential based on a program completed outside of California by the type of credential or authorization issued;

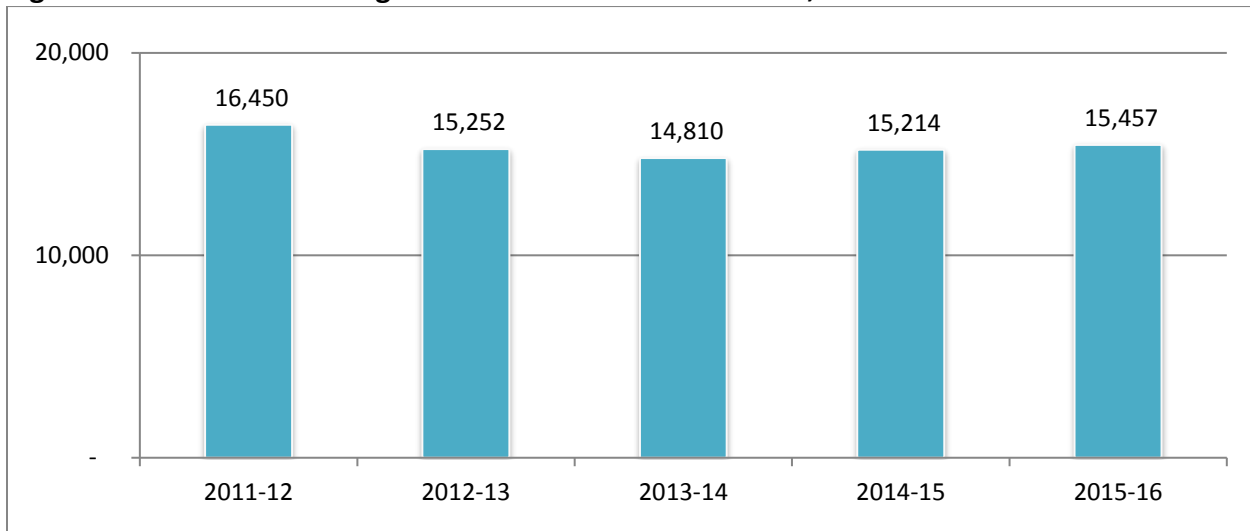
3. The number of individuals issued an emergency permit, credential waiver, or other authorization that does not meet the definition of a highly qualified teacher under the federal No Child Left Behind Act of 2001;
4. The number of individuals issued a Certificate of Completion of Staff Development pursuant to Education Code §44253.10;
5. The number of individuals, statewide, by county and by school district, serving on the following documents and the percentage of the total number of individuals serving as teachers statewide:
 - University and District Intern Credentials
 - Emergency Permits
 - Credential Waivers
 - Preliminary and Clear Teaching Credentials
6. The number of credentials recommended by all Commission-accredited teacher preparation programs for each of the following:
 - California State University system
 - University of California system
 - Independent colleges and universities that offer teacher preparation programs approved by the Commission
 - Other institutions that offer teacher preparation programs approved by the Commission.

Teacher Supply Data: New Teaching Credentials Issued in California

Teachers may earn a California teaching credential through a variety of programs offered by an institution of higher education (IHE) or through intern programs offered by a school district, county office of education, or a consortium of districts. All teacher preparation programs must meet the same teacher preparation standards and be accredited by the Commission. Teachers prepared in other states may obtain a California credential based on their certification in another state, with different options available depending on their years of teaching experience. In 2007, Senate Bill (SB) 1209 (Chap. 517, Stats. 2006) streamlined the process for teachers prepared out of state to obtain a credential in California.

Figure 1 shows the numbers of teachers initially issued a California teaching credential for fiscal years 2011-12 through 2015-16. The numbers reflect the number of teachers earning a first time or new type of credential, which may not be their initial credential in California.

Figure 1: Total New Teaching Credentials Issued in California, 2011-12 to 2015-16



The following tables show the types of teaching credentials earned in California through the various pathways – California IHE programs, school district/county office of education programs, and teachers prepared in other states and countries. The last column of each table indicates the percentage of change in teaching credentials issued between 2014-15 and 2015-16.

Table A below illustrates that the new teaching credentials in 2015-16 increased by 1.6 percent over the previous fiscal year. Both California District-prepared and Out-of-State prepared candidate totals showed increases (11.9 percent and 8.2 percent, respectively) while IHE-Prepared candidate totals decreased by 0.9 percent between 2014-15 and 2015-16.

Table A: New Teaching Credentials Issued in California by Pathway, 2011-12 to 2015-16

	2011-12	2012-13	2013-14	2014-15	2015-16	% Change from 2014-15
California IHE-Prepared*	13,330	12,089	11,145	11,230	11,134	-0.9%
District-Prepared**	240	350	352	320	358	11.9%
Out-of-State Prepared***	2,880	2,813	3,313	3,664	3,965	8.2%
Totals	16,450	15,252	14,810	15,214	15,457	1.6%

*IHE prepared includes both traditional and intern delivery models.

District prepared includes only the intern delivery model. *Out-of-State Prepared includes Out-of-Country also.

This report focuses on three basic types of preliminary teaching credentials issued by the Commission for service in K-12 academic settings:

- Multiple Subject teaching credentials authorize service in self-contained classrooms that are commonly offered in most elementary schools and in core settings offered in grades 5 through 8;
- Single Subject teaching credentials authorize service in departmentalized classes that are most commonly offered in middle and high schools; and

- Education Specialist instruction credentials authorize special education instruction in a variety of settings for students with special needs.

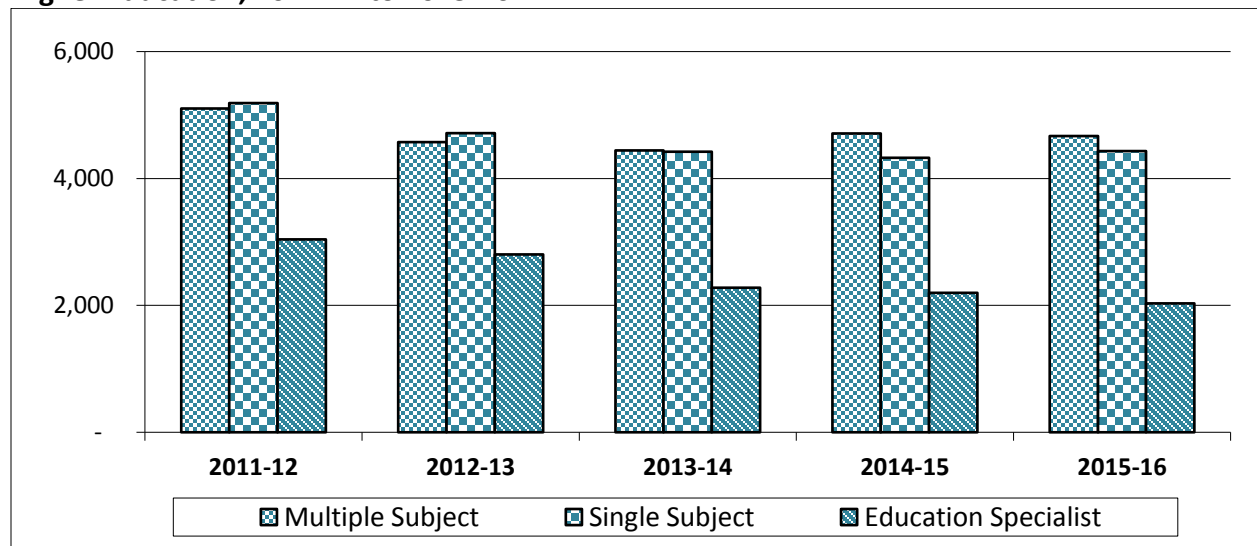
Table B shows an increasing pattern for Single Subject teaching credentials but a declining pattern for Multiple Subject and Education Specialist credentials (0.8 percent and 7.5 percent respectively). Overall, there was a decrease of 0.9 percent between 2014-15 and 2015-16.

Table B: New Teaching Credentials Issued By Type Based on Preparation in a California Institution of Higher Education,* 2011-12 to 2015-16

	2011-12	2012-13	2013-14	2014-15	2015-16	% Change from 2015-16
Multiple Subject	5,102	4,573	4,444	4,709	4,669	-0.8%
Single Subject	5,190	4,713	4,423	4,325	4,433	2.5%
Education Specialist	3,038	2,803	2,278	2,196	2,032	-7.5%
Totals	13,330	12,089	11,145	11,230	11,134	-0.9%

*IHE prepared includes both traditional and intern delivery models.

Figure 2: New Teaching Credentials Issued Based on Preparation in a California Institution of Higher Education, 2011-12 to 2015-16



Detailed information on types of credentials issued by higher education segments and individual higher education institutions is available in Table 1 of the Appendix.

Table C provides data on the number of teaching credentials issued to individuals who were prepared within a district/county office of education intern program. Between 2014-15 and 2015-16, there was an overall increase of 11.9 percent in the total number of credentials issued by district intern programs. There was a 51.4 percent increase for Multiple Subject, a 24 percent increase for Single Subject, and a small increase (0.5 percent) for Education Specialist.

Table C: New Teaching Credentials Issued by Type for Candidates Prepared in District/County Office of Education Intern Programs, 2011-12 to 2015-16

	2011-12	2012-13	2013-14	2014-15	2015-16	% Change from 2014-15
Multiple Subject*	31	33	73	37	56	51.4%
Single Subject	85	78	60	75	93	24.0%
Education Specialist	124	239	219	208	209	0.5%
Totals	240	350	352	320	358	11.9%

*As the number of Multiple Subject credentials is small, the percentage change from 2014-15 should be viewed with caution.

Detailed information on types of credentials issued by district/county office of education intern programs is available in Table 2 of the Appendix.

Figure 3: New Teaching Credentials Issued By Type for Candidates Prepared By District Intern Programs, 2011-12 to 2015-16

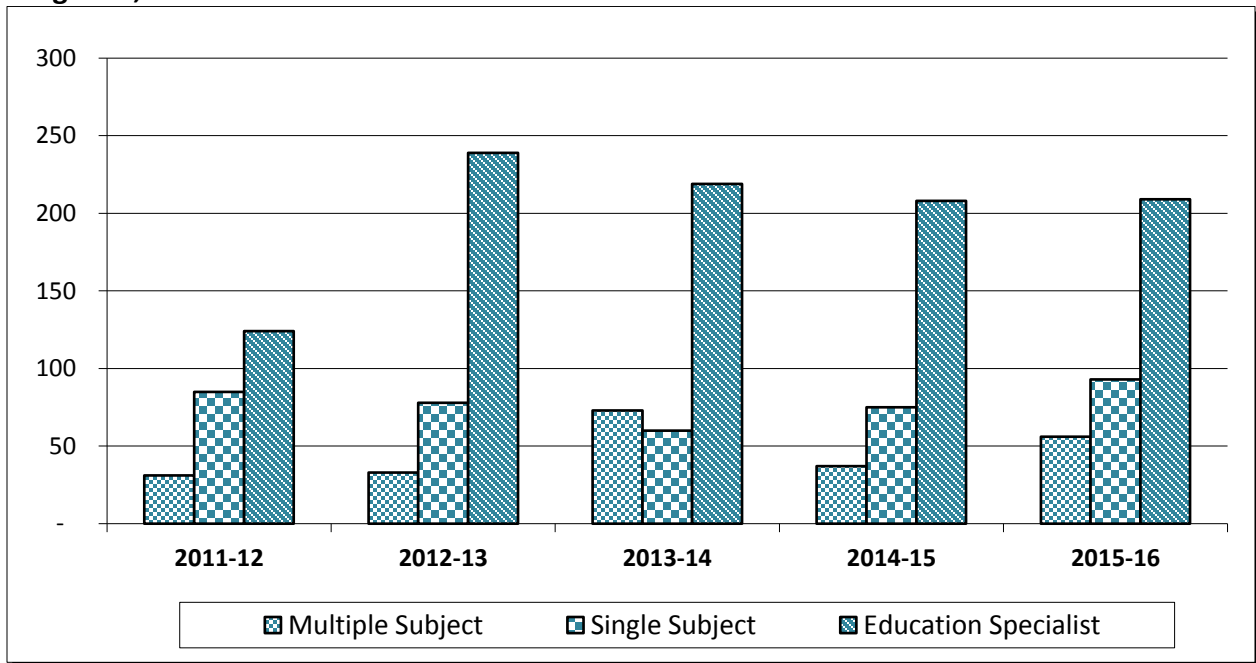


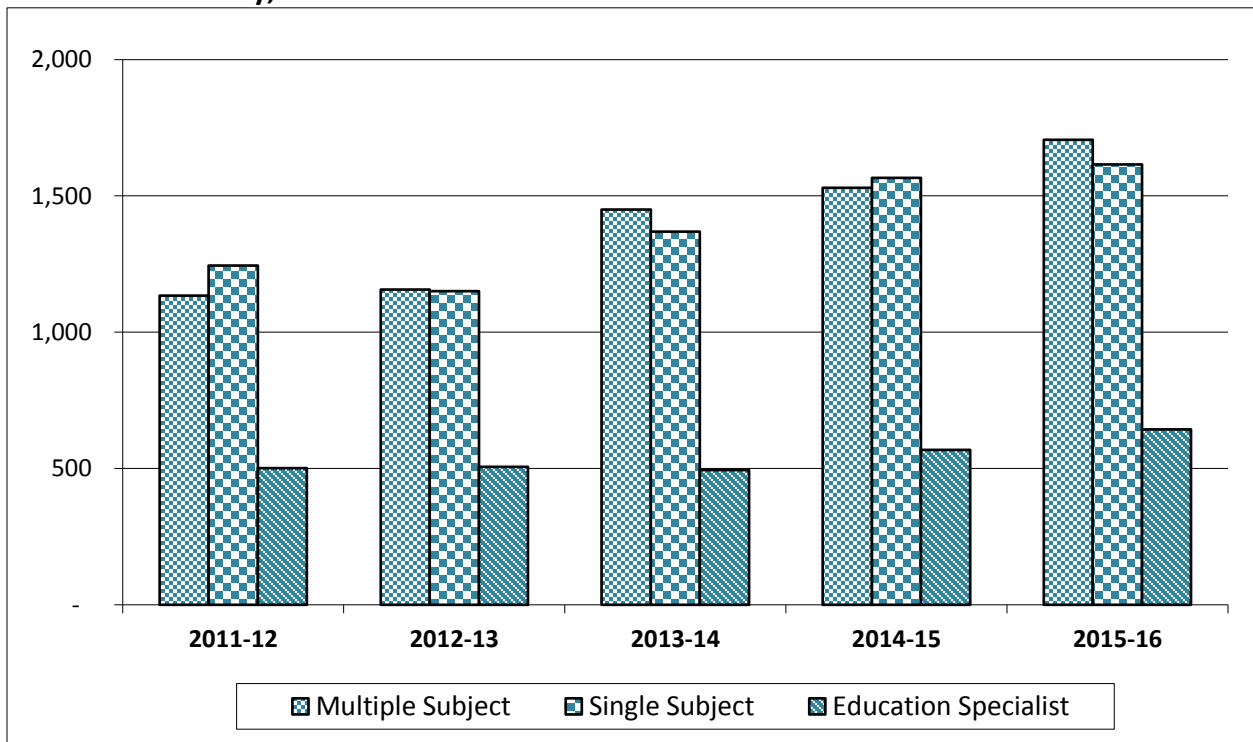
Table D provides data on number of credentials issued to teachers who were trained Out-of-State and Out-of-Country. There was an overall increase of 8.2 percent between 2014-15 and 2015-16; there were also increases for all three types of teaching credentials: 11.5 percent for Multiple Subject credentials, 3.2 percent for Single Subject credentials and 13.2 percent for Education Specialist credentials.

Table D: New California Teaching Credentials Issued for Individuals Prepared Out-of-State and Out-of-Country, 2011-12 to 2015-16

	2011-12	2012-13	2013-14	2014-15	2015-16	% Change from 2014-15
Multiple Subject	1,134	1,156	1,450	1,530	1,706	11.5%
Single Subject	1,245	1,151	1,369	1,566	1,616	3.2%
Education Specialist	501	506	494	568	643	13.2%
Totals	2,880	2,813	3,313	3,664	3,965	8.2%

Detailed information on types of credentials issued by out of state prepared teachers is available in Table 3 of the Appendix.

Figure 4: New California Teaching Credentials Issued for Individuals Prepared Out-of-State and Out-of-Country, 2011-12 to 2015-16



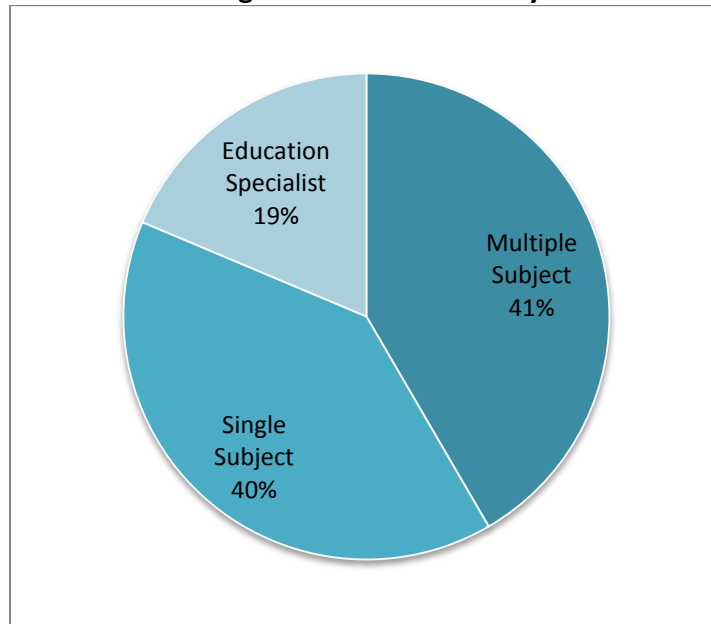
New Teaching Credentials Issued by Type

This section of the report focuses on three basic types of preliminary teaching credentials issued by the Commission for service in California’s K-12 classrooms: Multiple Subject, Single Subject, and Education Specialist credentials. As shown in the table below, new Multiple Subject teaching credentials comprised 41.6 percent of the total number of 6,431 new credentials issued in 2015-16. Single Subject teaching credentials comprised 39.7 percent of the total number of 6,142 new credentials issued, and Education Specialist teaching credentials comprised 18.7 percent of the 2,884 new credentials issued.

Table E: New Teaching Credentials Issued By Type, All Preparation Pathways, 2015-16

Credential Type	Number Issued	Percentage of Total
Multiple Subject	6,431	41.6%
Single Subject	6,142	39.7%
Education Specialist	2,884	18.7%
Totals	15,457	100.0%

Figure 5: Distribution of New Teaching Credentials Issued by Credential Type, 2015-16



Distribution of Credentials Issued by Preparation Pathway and Type of Program Sponsor

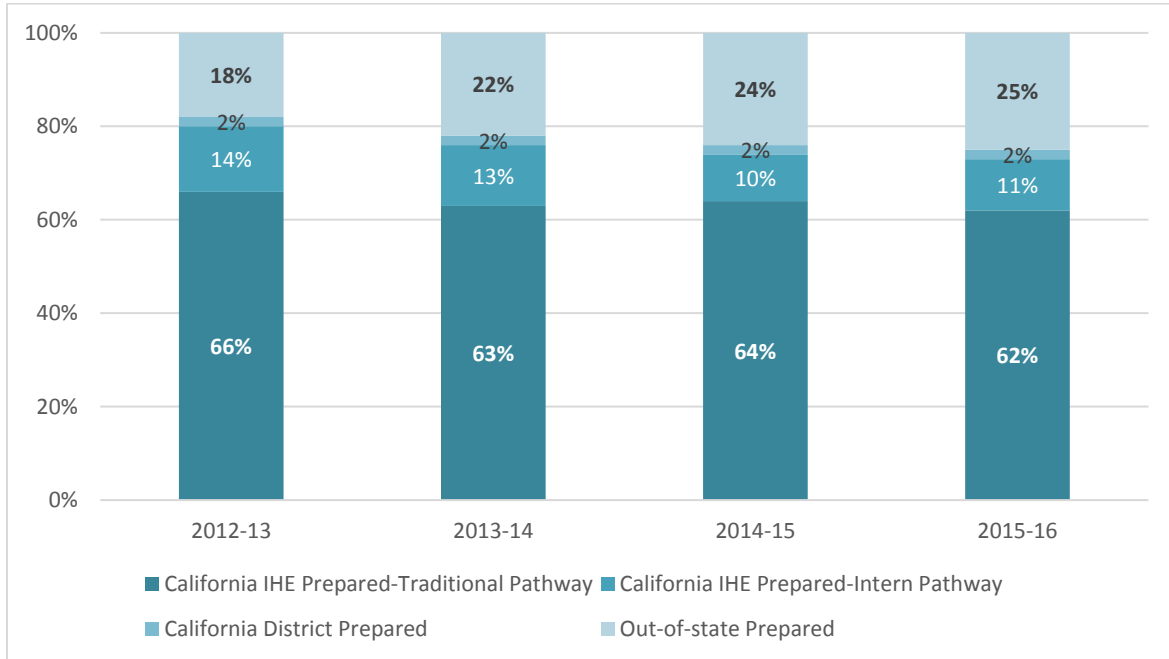
California colleges and universities prepared about three-fourths (72 percent) of the newly credentialed teachers in California during fiscal year 2015-16. Of the 72 percent, 61.2 percent came through the traditional pathway and 10.8 percent came through the university intern pathway. Teachers prepared in other states and other countries who became credentialed in California comprised 25.7 percent and the remaining 2.3 percent of teachers were prepared through district/county office of education intern programs.

Table F: New Credentials Issued By Preparation Pathway and Credential Type, 2015-16

Preparation Route	Multiple Subject	Single Subject	Education Specialist	Totals	Percent
California IHE-Prepared (traditional pathway)	4,105	3,565	1,788	9,458	61.2%
California IHE-Prepared (intern pathway)	564	868	244	1,676	10.8%
District/County Office-Prepared (intern only)	56	93	209	358	2.3%
Out of State/Out of Country-Prepared	1,706	1,616	643	3,965	25.7%
Total	6,431	6,142	2,884	15,457	100.0%

Figure 6 below depicts the distribution of new teaching credentials by preparation pathways for the past three years. About two-thirds were prepared through the California IHE traditional pathway and another one tenth through the California university intern pathway. District intern pathway stayed steady at around 2 percent of the total new teaching credentials issued. For the Out of State/Out of Country prepared pathway, there was an increase of 7 percentage points in the past four years, 18 percent in 2012-13 to 25 percent in 2015-16.

Figure 6: Distribution of New Teaching Credentials Issued by Preparation Pathway, 2012-13 to 2015-16

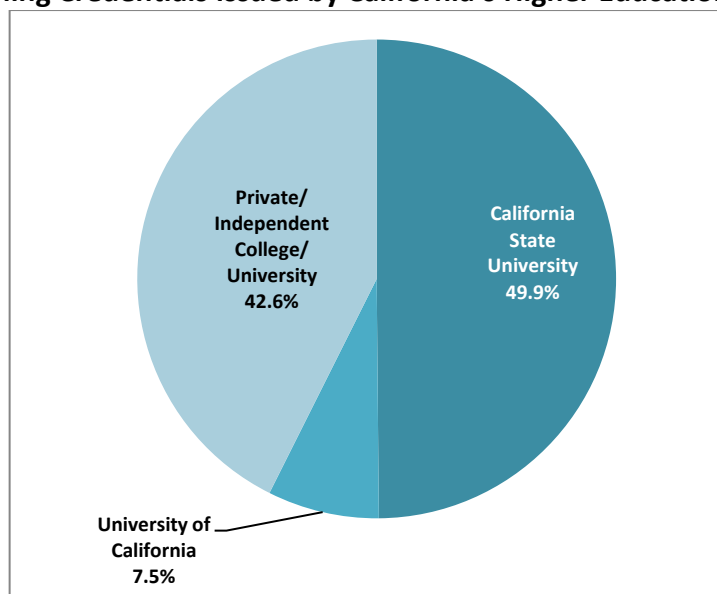


Of the three university systems – California State University (CSU), University of California (UC), and Private/Independent colleges and universities – the CSU system prepared nearly half (49.9 percent) of the new teachers in fiscal year 2015-16. Private/Independent colleges and universities prepared 42.6 percent and UC programs prepared 7.5 percent of the new teachers.

Table G: New Teaching Credentials Issued by Type of Higher Education System, 2015-16

Segment	Total	Percent
California State University	5,551	49.9%
University of California	839	7.5%
Private/Independent College/University	4,744	42.6%
Total	11,134	100.0%

Figure 7: New Teaching Credentials Issued by California’s Higher Education System, 2015-16



Teachers Prepared Through Alternative Pathways (Intern Programs)

California offers a variety of preparation pathways to provide flexibility for individuals interested in becoming teachers. The traditional pathway to teaching typically comprises up to two years of post-baccalaureate preparation courses, including field experience and student teaching. Alternative pathways such as intern delivery models allow subject matter-competent candidates to complete preservice preparation and begin service as the teacher of record in a paid position while completing the additional preparation coursework and field experience.

Many IHEs offering teacher preparation programs also offer an intern program, while a school district, county office of education, or a consortium of districts may only offer intern preparation programs. All programs must meet the same Commission-adopted standards and must be approved by the Commission. Each program must demonstrate how it prepares interns prior to their classroom service as well as how interns are supervised, mentored and assessed in addition to providing continued teacher preparation courses.

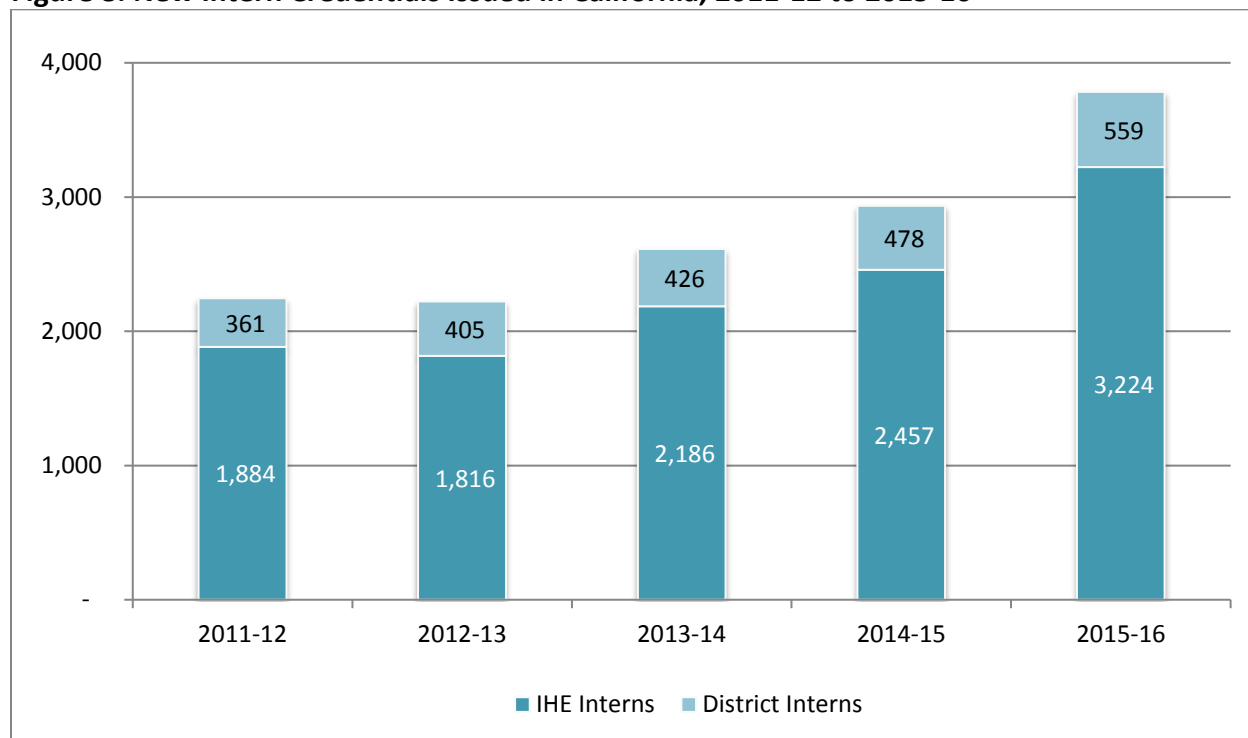
Table H shows the number of intern credentials issued based on both IHE and school district/county office of education programs over a five-year period. There was an overall increase of 28.9 percent between 2014-15 and 2015-16 in the total number of intern documents issued: district/COE intern credentials increased by 16.9 percent while the university intern numbers increased by 31.2 percent. After a steady decrease over the first two years in the five-year timeframe, there was an upward trend in the number of intern credentials issued in the past three years.

Table H: New Intern Credentials Issued in California, 2011-12 to 2015-16

	2011-12	2012-13	2013-14	2014-15	2015-16	% Change from 2014-15
IHE Interns	1,884	1,816	2,186	2,457	3,224	31.2%
District/COE Interns	361	405	426	478	559	16.9%
Totals	2,245	2,221	2,612	2,935	3,783	28.9%

Intern programs may be one, two or three years in length. Intern credentials are issued for a length of two years (three years for an education specialist district intern). Therefore, the data in Table H represent only those intern credentials initially issued in that fiscal year, and not the total population of interns holding a valid document and serving in California public schools. Upon successful completion of an intern program, candidates are recommended for a preliminary teaching credential.

Figure 8: New Intern Credentials Issued in California, 2011-12 to 2015-16



Detailed information on types of intern credentials issued by higher education systems and individual IHEs are available in Table 1A of the Appendix.

Other Types of Teaching Credentials Issued: Designated Subjects Career Technical Education (CTE) Teaching Credentials

Substantial changes were made to both the structure and the requirements for the issuance of Designated Subjects (DS) Teaching Credentials over the past five years. Previously, the Commission issued DS Vocational Education Teaching Credentials in 175 different subject areas aligned with a variety of occupations. The provisions of Senate Bill 52 (Chap. 520, Stats. 2007)

and Senate Bill 1104 (Chap. 576, Stats. 2008), as well as several recommendations made by the Commission-appointed Career Technical Education (CTE) advisory panel, led to significant changes and restructuring for these credentials. The most significant changes included an update in the title from (DS) Vocational Education to Career Technical Education and a reduction of the 175 vocational subjects listed on the DS Vocational Education Teaching Credential to 15 broad “Industry Sectors.” During the transition between the various bills and regulations, the Commission issued eight different types of Designated Subjects CTE and Vocational Education Teaching Credentials between January 1, 2009 and August 31, 2013.

Since January 1, 2009, the Commission has had the authority to issue a Three-Year Preliminary DS CTE Teaching Credential upon recommendation by a CTE program sponsor approved under the revised standards. The *Standards of Quality and Effectiveness for Career Technical Education Teachers* were adopted by the Commission in August 2008. This report focuses on data only for the DS CTE Teaching Credential issued in the 15 industry sectors.

The *Preliminary* Designated Subjects CTE Teaching Credential authorizes the holder to teach in the subject or subjects named on the credential in grades twelve and below and in classes organized primarily for adults in career technical education, trade or vocational courses. The *Clear* Designated Subjects CTE Teaching Credential retains the same authorization but also includes an authorization to provide Specially Designed Academic Instruction in English (SDAIE) for students identified as English learners within career technical education, trade or vocational courses.

The Preliminary credential is valid for three years, providing time for the educator to complete a Commission-accredited program and all requirements for the Clear credential. The Clear credential is valid for five years and must be renewed every five years.

Available subjects, also known as “industry sectors,” are as follows:

- Agriculture and Natural Resources
- Arts, Media, and Entertainment
- Building and Construction Trades
- Business and Finance
- Education, Child Development, and Family Services
- Energy, Environment, and Utilities
- Engineering and Architecture
- Fashion and Interior Design
- Health Science and Medical Technology
- Hospitality, Tourism, and Recreation
- Information and Communication Technologies
- Manufacturing and Product Development
- Marketing, Sales, and Service
- Public Services
- Transportation

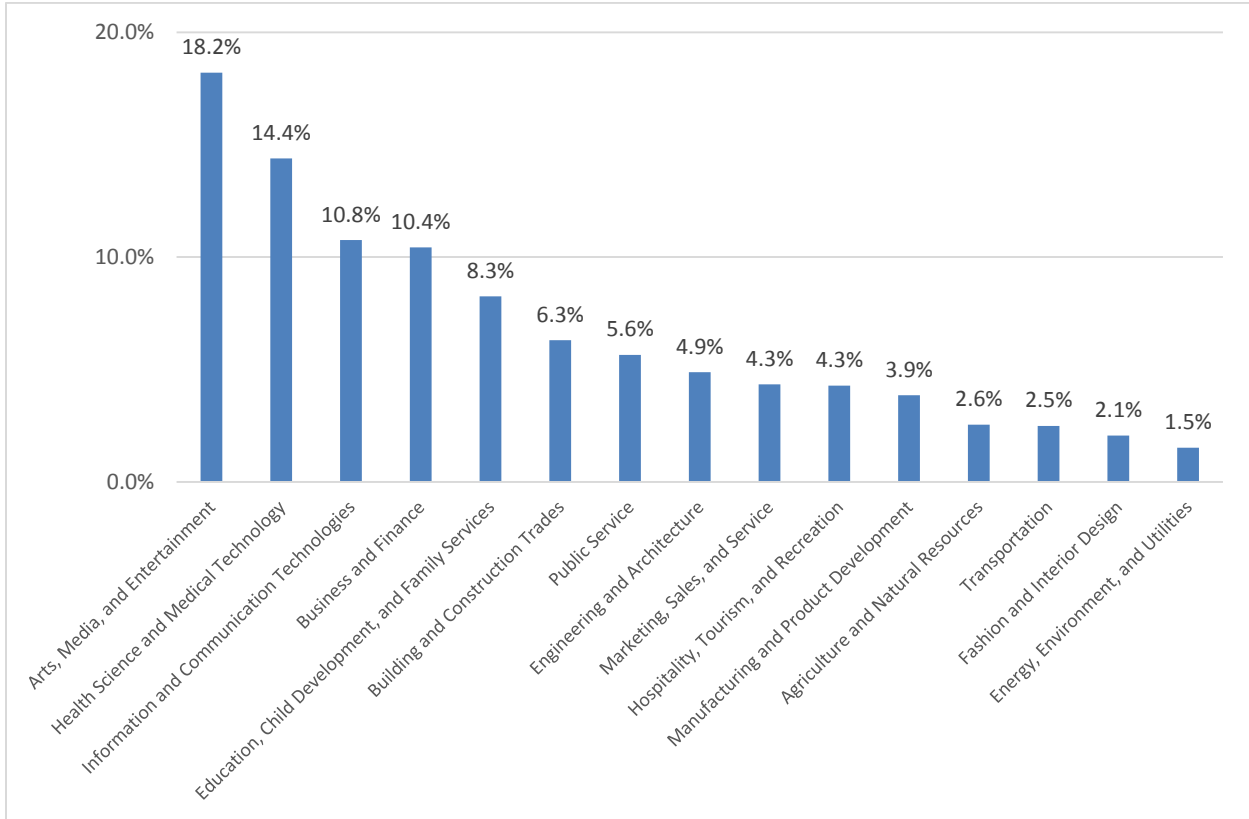
The following table provides data on the number of DS CTE credentials issued in the past five years. Between 2014-15 and 2015-16, the number of preliminary credentials issued increased by 14.5 percent. The data does not include the DS Vocational Education teaching credentials issued in the 175 occupational subject areas during the transition; therefore, there may be fluctuations in this first five-year data set as programs transitioned to the new CTE standards over a period of time.

Table I: CTE Credentials Issued: 2011-12 to 2015-16

	2011-12	2012-13	2013-14	2014-15	2015-16	% Change from 2014-15
Preliminary	809	863	987	1,244	1,424	14.5%

Note: The Preliminary credential is issued after 3 years work experience and early orientation.

Figure 9: CTE Credentials Issued by Industry Sectors, 2015-16



In 2015-16, more than 1,400 CTE preliminary credentials were issued in 15 different industry sectors. Nearly one-fifth of CTE credentials were issued in the industry sector of Arts, Media, and Entertainment (18.2 percent), followed by Health Science and Medical Technology (14.4 percent), Information and Communication (10.8 percent) and Business and Finance (10.4 percent). Together these four industry sectors accounted for more than half of the CTE credentials issued in 2015-2016. The following four industry sectors – Education, Child Development, and Family Services (8.3 percent), Building and Construction Trades (6.3 percent), Public Services (5.6 percent), Engineering and Architecture (4.9 percent) - accounted for another one-fourth of the credentials issued. The remaining credentials were issued in seven industry sectors: Marketing, Sales, and Service (4.3 percent), Hospitality, Tourism, and Recreation (4.3 percent), Manufacturing and Product Development (3.9 percent), Agriculture and Natural Resources (2.6 percent), Transportation (2.5 percent), Fashion and Interior Design (2.1 percent), and Energy, Environment and Utilities (1.5 percent) of the credentials issued.

Other Types of Teaching Credentials Issued: Designated Subjects Special Subjects Teaching Credentials

The Designated Subjects Special Subjects (DSSS) Teaching Credentials (Preliminary or Clear) authorizes the holder to teach the subject named on the credential in grades K-12 inclusive, and in classes organized primarily for adults in six special subjects: Aviation Flight Instruction; Aviation Ground Instruction; Basic Military Drill (BMD); Reserve Officers Training Corps (ROTC); Driver Education and Training; and Limited Driver Training. The majority of DSSS teachers serve in middle school and high school settings.

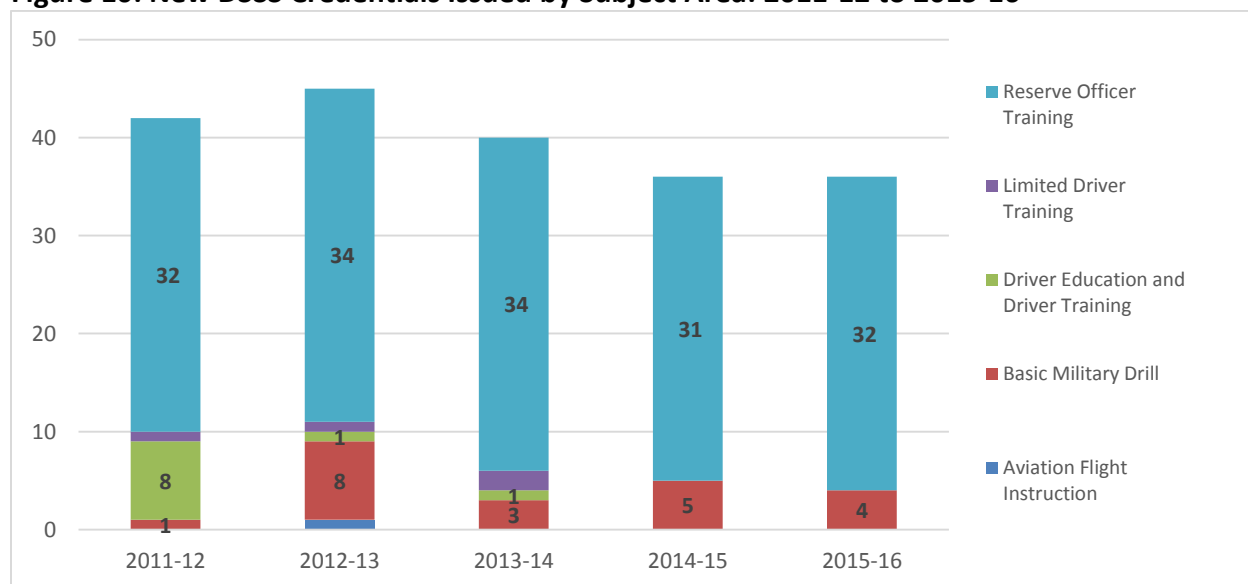
Changes in regulations for DSSS Teaching Credentials became effective as of January 1, 2015. Candidates for an initial preliminary DSSS credential with a requested issuance date of January 1, 2015 or later must now complete a Commission-approved CTE program of personalized preparation for Preliminary and Clear DSSS credentials. Commission-approved CTE program sponsors have the option of offering the personalized preparation for the DSSS candidates aligned with the CTE program standards. Individuals completing the personalized CTE program will also earn the SDAIE authorization on their Clear credential for serving students identified as English learners. The following table provides data on the number of DSSS credentials issued in the past five years. The number of preliminary credentials stayed fairly steady for five years.

Table J: DSSS Credentials Issued: 2011-12 to 2015-16

	2011-12	2012-13	2013-14	2014-15	2015-16	% Change from 2014-15
Preliminary	42	45	40	36	36	0.0%

The figure below displays preliminary DSSS credentials issued by subject area. ROTC represents the largest share of all DSSS credentials issued in each of the five years.

Figure 10: New DSSS Credentials Issued by Subject Area: 2011-12 to 2015-16



Note: Data includes preliminary credentials only.

Effective January 1, 2015, holders of a DSSS Teaching Credential in Basic Military Drill (BMD) or Reserve Officer Training Corps (ROTC) may elect to add a Special Teaching Authorization (STA) in Physical Education upon completion of specified requirements. The STA in Physical Education added to a DSSS credential in BMD or ROTC will provide the holder with a distinct physical education authorization limited to the areas of basic military drill and physical fitness training. The STA does not authorize instruction in any physical education courses that are offered outside of BMD and ROTC programs. Data on DSSS Teaching Credentials with the STA are not available in this report as the regulations did not become effective until 2015.

Future Teacher Supply Indicator: Teacher Preparation Program Enrollment Data

Tracking teacher preparation program enrollment can serve as one indicator of potential future teacher supply in California. Federal Title II regulations require all states to report data on teacher preparation. The enrollment data for all California teacher preparation programs for the past five years is provided in Table K.

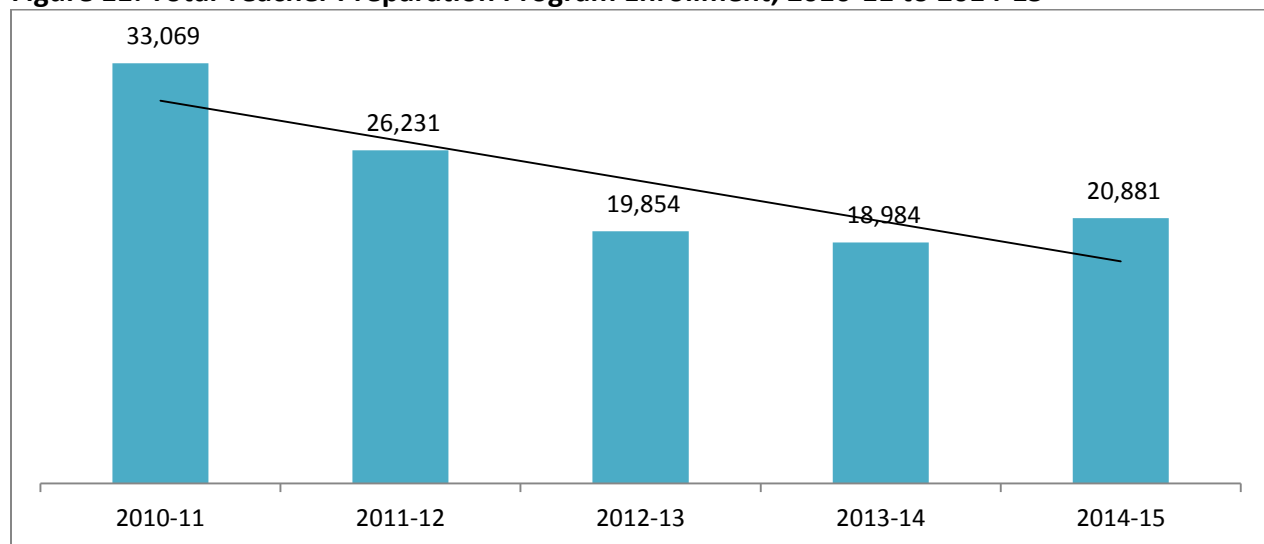
Overall, total teacher preparation enrollment declined by more than 12,000 candidates between 2010-11 and 2014-15. This figure represents an overall decrease of 37 percent in the past five years. However, between 2013-14 and 2014-15, about 2,000 (10 percent) new teacher candidates enrolled in the teacher preparation programs.

Table K: Total Teacher Preparation Program Enrollment, 2010-11 to 2014-15

	2010-11	2011-12	2012-13	2013-14	2014-15	% Change from 13-14
Enrollment Totals	33,069	26,231	19,854	18,984	20,881	10.0%

Source: Annual Report Card on California Teacher Preparation Program for the Academic Year 2014-2015 as required by Title II of Higher Education Act. Due to the federal data collection process, enrollment data is not available by credential type starting with the 2008-09 year; so only the total enrollment is presented.

Figure 11: Total Teacher Preparation Program Enrollment, 2010-11 to 2014-15

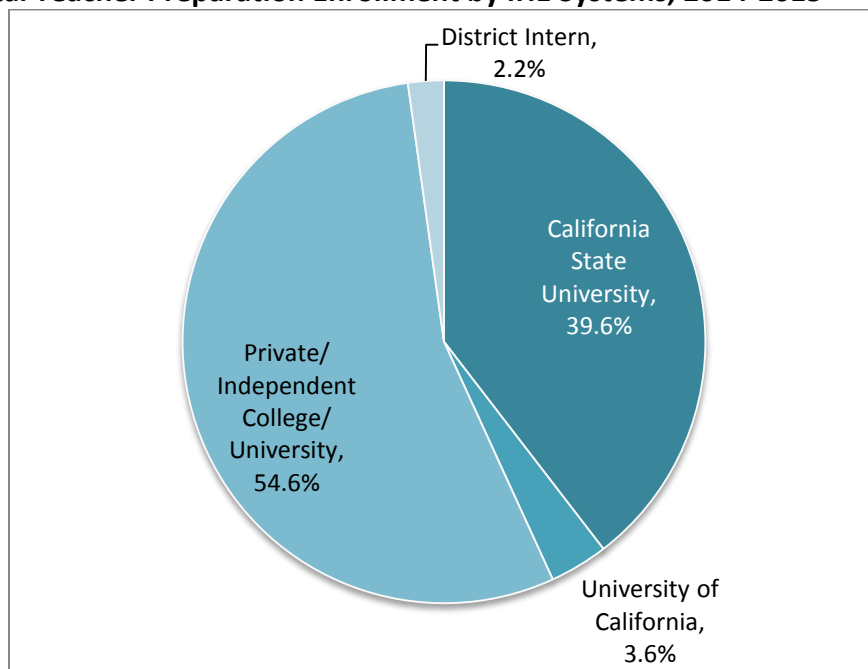


Note: 2014-15 is the most recent data available. Enrollment data for 2015-16 will not be available until summer 2017. Enrollment data represents candidates enrolled for their initial teaching credentials during the timeframe of

September 1, 2014 to August 31, 2015. Data do not include second credentials or added authorizations or teacher candidates who finished all requirements and are considered as program completers.

More than half (54.6 percent) of the total enrollment in 2014-15 was in Private/Independent colleges and universities; 39.6 percent were enrolled in the CSU system. The UC system enrolled 3.6 percent and District Intern programs enrolled the remaining 2.2 percent.

Figure 12: Total Teacher Preparation Enrollment by IHE Systems, 2014-2015



Note: Data include both program enrollment and program completers in Academic Year 2014-15.

Though there is a relationship between enrollment of teacher candidates in teacher preparation programs and the number of teaching credentials issued by IHE segments, not all teacher candidates enrolled in teacher preparation programs in a specific fiscal year will earn teaching credentials in the same fiscal year. Teacher preparation programs may be one, two, or three years in length; in addition, information reviewed as part of a series of accreditation visits indicates that many candidates may elect to pursue part-time enrollment in the program. In cases of part-time enrollment, some candidates may take several years to earn their credential. Teacher preparation enrollment data is collected as part of the federal mandate (Title II) by which the Teacher Preparation Programs are required to report enrollment data for September 1 to August 31 of each school year. However, the number of teaching credentials issued is reported for July 1 to June 30 of each fiscal year, a distinctly different timeframe from the Title II reporting.

Number of English Learner Authorizations Issued

California's K-12 students who are English learners (EL) require teachers with the specialized knowledge and skills to support English language acquisition as well as access to academic content across the curriculum. According to the California Department of Education (CDE), there were about 1.4 million EL students in California public schools in 2015-16 <http://dq.cde.ca.gov/dataquest/longtermel/ELAS.aspx?cds=00&agglevel=State&year=2015-16>

The Commission has focused a variety of recent activities on addressing and improving preparation for meeting the needs of students who are English learners and on updating the knowledge and skills required of individuals who teach or provide services to these students. The Commission has approved several pathways for an individual to gain or demonstrate that he or she has the knowledge, skills, and abilities to teach English learners:

- Complete a Commission-approved Preliminary Multiple Subject, Single Subject or Education Specialist Teacher Preparation Program where EL pedagogy is embedded in the program
- Complete a Commission-approved California Teacher of English Learners (CTEL) Program or a Commission-approved Bilingual Authorization Program
- Pass the Commission's CTET Examination
- Complete a Commission-approved Certificate of Completion of Staff Development (CCSD): now available only for holders of Designated Subjects Career Technical Education credentials

Currently, all new California-prepared teachers (Multiple Subject, Single Subject and Education Specialist) earn an EL authorization based on their teacher preparation program coursework. Individuals admitted to California Multiple and Single Subject teacher preparation programs on or after July 1, 2002 are required to complete the requirements for an EL authorization for issuance of a preliminary credential. In addition, California-prepared individuals recommended for Education Specialist Instruction Credentials on or after July 1, 2007 must also complete the requirements for an English learner authorization for issuance of a Level I or preliminary credential. The California Teacher of English Learners (CTEL) examination and approved CTET preparation programs are available to individuals who were prepared in California prior to this requirement as well as individuals initially prepared as teachers outside of California without appropriate preparation or authorization to serve EL students who need to earn this authorization. The examination and the approved programs address the same subject matter requirements. There are twelve approved CTET programs. In 2015-16, more than 700 teachers passed all three sections of the CTET examination.

The Emergency Crosscultural, Language and Academic Development (CLAD) Permit is required for the types of fully credentialed teachers described below when these teachers are assigned to instruct English learners in California's public schools before they have earned a CLAD Certificate or EL authorization. An Emergency CLAD Permit authorizes the holder to provide English Language Development (ELD) and SDAIE instruction to English learner students while completing the requirements for a CLAD Certificate/EL authorization. The CLAD Permit is typically needed by a teacher in California for one of the following reasons:

- The teacher was admitted to a California preparation program before July 1, 2002 and earned a preliminary or clear Multiple/Single Subject Teaching Credential without an English learner authorization; or
- The teacher earned an Education Specialist Instruction Credential prior to July 1, 2007 without an English learner authorization; or
- The teacher was prepared out of state or out of country without an EL Authorization; or

- The teacher holds a Services credential with a Special Class authorization, Designated Subjects teaching credential, or other type of permit that serves as a prerequisite for the emergency permit when additional specified requirements are met.

An Emergency Bilingual Permit authorizes the holder to provide the same services as an Emergency CLAD Permit plus content instruction delivered in the language of emphasis in the subjects and at the levels authorized by the prerequisite teaching credential. An Emergency Bilingual Permit is appropriate for fully credentialed teachers who do not yet hold a bilingual authorization but who are assigned to positions requiring content instruction delivered in the primary language of the student.

The Commission took action in December 2012 to amend regulations in order to reduce the number of emergency permit reissuances from four to two in order to limit the potential time an individual may teach EL students without full preparation. Regulations were approved by the Office of Administrative Law and became effective on January 1, 2014.

Table L provides data on the number of Emergency CLAD and Bilingual Authorization Permits issued for the past five years. There was an increase of 1.2 percent in the number of Emergency CLAD Permits issued and an increase of 36.3 percent in the number of Emergency BCLAD Permits issued between 2014-15 and 2015-16.

Table L: Emergency CLAD and Bilingual Authorization Permits, 2011-12 to 2015-16

Permit	2011-12	2012-13	2013-14	2014-15	2015-16	% Change from 2014-15
Emergency CLAD	1,168	866	1,182	1,633	1,652	1.2%
Emergency Bilingual	56	68	67	80	109	36.3%

The Certificate of Completion of Staff Development (CCSD) allows individuals to complete a staff development program to earn an authorization to provide Specially Designed Academic Instruction in English (SDAIE) to EL students within the subject matter content and grade level of the holder’s prerequisite credential. Assembly Bill 2913 (Chap. 169, Stats. 2004) established a sunset date of January 1, 2008 for the issuance of the CCSD to most teachers (Multiple Subject, Single Subject and Education Specialist). The decrease in CCSD authorizations beginning in the 2008-09 year is due to the implementation of this bill.

Senate Bill 1292 (Chap. 752, Stats. 2006) added section 44253.11 to the Education Code, which authorizes teachers with Designated Subjects Career Technical Education and Special Subject teaching credentials or holders of service credentials with a special class authorization to be assigned to provide SDAIE to English learners based on completion of a staff development program. The bill did not include a sunset date for this population of teachers. However, the Commission took action in 2008 to embed SDAIE content within the preparation program standards for earning a Clear Designated Subjects Career Technical Education Credential. The SDAIE authorization (equivalent to the CCSD) is included on documents for individuals who complete CTE programs under the new clear credential standards upon recommendation by an

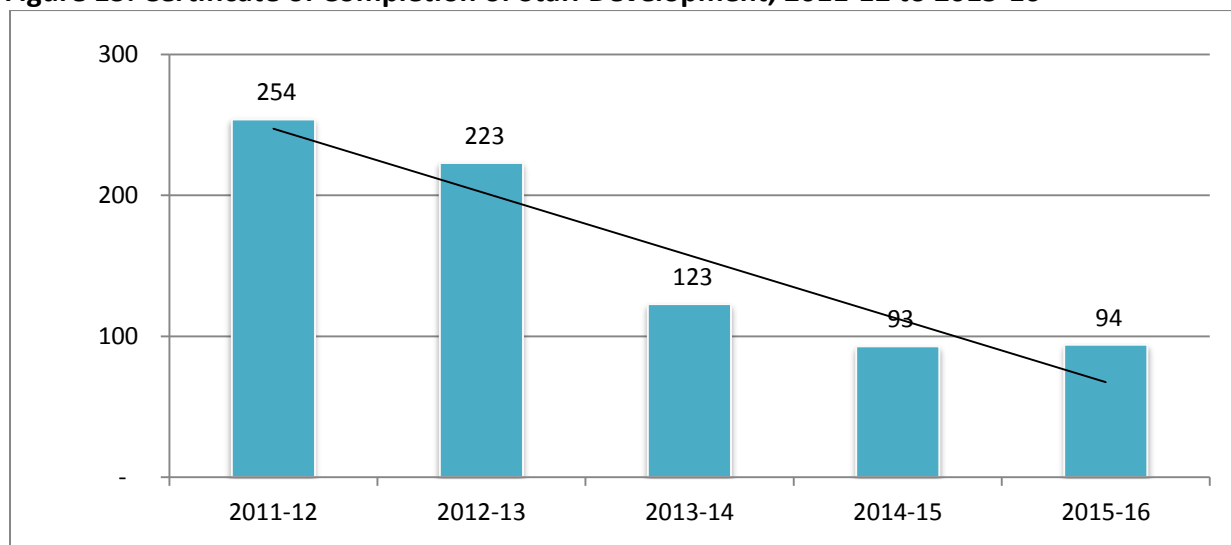
approved program sponsor. If a program sponsor had not yet transitioned to the new program standards, candidates could not be enrolled under the prior standards beyond August 31, 2010. Candidates must have completed any program based on prior standards by August 31, 2013. Therefore, the number of individuals holding a Designated Subjects credential and enrolling in CCSD programs in the future should continue to diminish.

Table M: Certificate of Completion of Staff Development, 2011-12 to 2015-16

2011-12	2012-13	2013-14	2014-15	2015-16	% Change from 2014-15
254	223	123	93	94	1.1%

Note: Data do not include waivers (first-time, new type, and reissuance); 164 in 2011-12, 166 in 2012-13, 129 in 2013-14, 334 in 2014-15, and 281 in 2015-16.

Figure 13: Certificate of Completion of Staff Development, 2011-12 to 2015-16



For detailed data on all EL and bilingual authorizations, refer to Table 4A in the *Appendix*. CLAD and Bilingual authorization permits and waivers requested by school districts are presented in Tables 4B and 4C.

Number of Teaching Permits and Waivers Issued

No Child Left Behind (NCLB) reauthorized the Elementary and Secondary Education Act (ESEA) of 1965. The federal law requires states to develop subject matter assessments. To align with NCLB, California's State Board of Education established that teachers of NCLB core academic subjects must have:

- a bachelor's degree; and
- a state credential or an intern credential (for no more than three years); and
- core academic subject matter competence.

Short-Term Staff Permits and Provisional Internship Permits

This section shows the numbers of Short-Term Staff Permits (STSP), Provisional Internship Permits (PIP), and Waivers that were issued in 2015-16. These documents are not compliant with

the Highly Qualified Teacher (HQT) requirement in the NCLB Act. HQT compliance falls under the authority of the State Board of Education and the California Department of Education.

Prior to 2005, the Commission issued Emergency Multiple Subject, Single Subject and Education Specialist teaching permits at the request of California public school employers. An individual could hold a maximum of five permits of each type as long as the renewal requirements were met. With the passage of the Federal NCLB Act, the Commission took action on December 4, 2003 to discontinue the issuance of Emergency Multiple Subject, Single Subject and Education Specialist teaching permits effective July 1, 2006, with the understanding that there would be a continuing need for documents to address staffing needs. Thus, the Commission developed the Short-Term Staff Permit (STSP) and the Provisional Internship Permit (PIP) in 2005 to address the two distinct types of staffing needs identified – acute and anticipated.

A STSP may be requested by an employing agency when there is an acute staffing need. An “acute staffing need” exists when an employer needs to fill a classroom immediately based on an unforeseen need. STSPs are restricted to service in the employing agency that requests issuance of the permit, are valid for one school year and are not renewable.

A PIP may be requested by an employing agency when there is an anticipated staff need. An “anticipated staffing need” exists when a district is aware that an opening is going to occur and conducts a diligent search for a credentialed teacher, but is unable to recruit one. PIPs are restricted to service within the employing agency that requests issuance of the permit and are issued for one calendar year. Prior to October 1, 2013, the PIP could be renewed once; however, the Commission took action to eliminate this one time option for renewal and regulations were approved to implement the change.

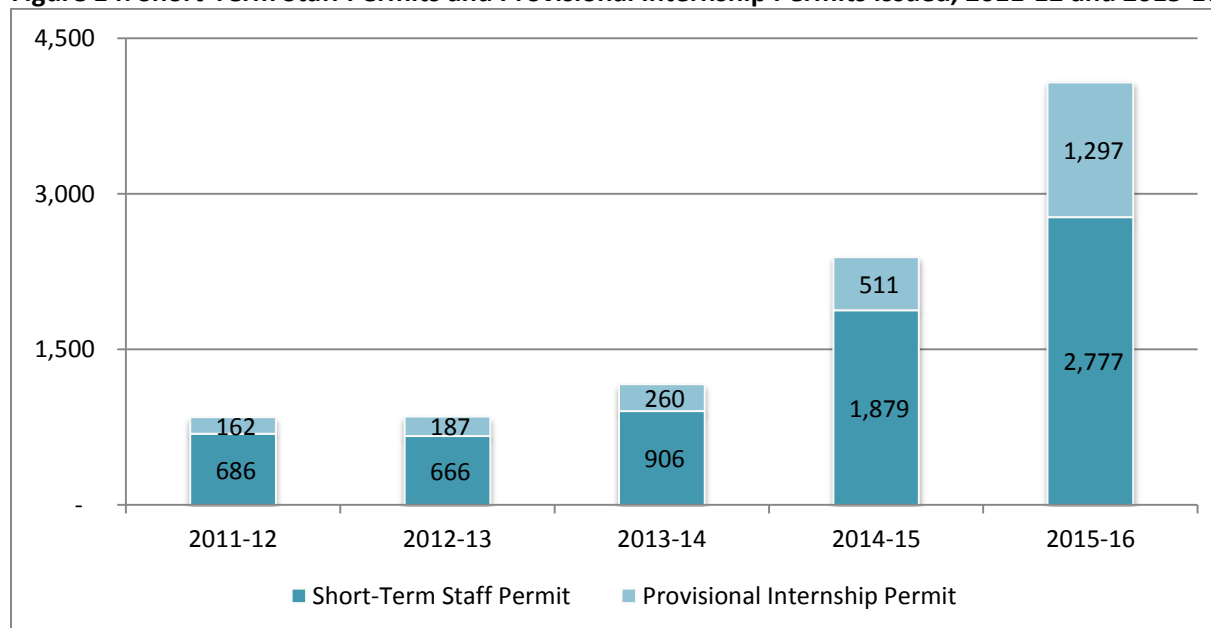
Table N provides data on STSPs and PIPs issued in the past five years. There has been dramatic increases in both STSPs and PIPs starting from 2013-14. In 2015-16, the number of STSPs issued almost doubled (47.8 percent) and PIPs more than doubled (153.8 percent).

Table N: Short-Term Staff Permits and Provisional Internship Permits Issued, 2011-12 to 2015-16

	2011-12	2012-13	2013-14	2014-15	2015-16	% Change from 2014-15
Short-Term Staff Permit (STSP)	686	666	906	1,879	2,777	47.8%
Provisional Internship Permit (PIP)	162	187	260	511	1,297	153.8%
Total	848	853	1,166	2,390	4,074	70.5%

Note: PIP includes first-time, new type, and reissuance. As of October 1, 2013, PIPs are no longer reissued.

Figure 14: Short-Term Staff Permits and Provisional Internship Permits Issued, 2011-12 and 2015-16



Limited Assignment Teaching Permits

Limited Assignment Teaching Permits were designed to allow fully credentialed teachers to teach outside their authorized areas while completing the requirements to earn an added authorization, supplementary authorization, or subject matter authorization. Limited Assignment Teaching Permits are issued at the request of, and are restricted to service with, a California public school employer to fill vacancies. These permits allow employing agencies flexibility, especially in rural and remote areas of the state, to assign individuals to teach in more than one subject area.

The Commission issues General Education Limited Assignment Teaching Permits (GELAP) in any statutory subject area available on a Single Subject or Multiple Subject teaching credential. An individual must hold a valid California general education teaching credential to qualify for a GELAP. The Multiple Subject GELAP authorizes the holder to teach self-contained classes, such as those generally found in elementary schools. The Single Subject GELAP authorizes the holder to teach departmentalized courses within the authorized content area(s) named on the document, such as those generally found in the middle and high schools. The GELAP is valid for one year and may be reissued twice in any one specific subject.

The Special Education Limited Assignment Teaching Permit (SELAP) was added to Title 5 Regulations effective July 3, 2009. A SELAP may be issued in any of the seven Education Specialist Instruction Credential specialty areas while the holder completes the requirements for an Added Authorization in Special Education or a full Education Specialist authorization. An applicant for the SELAP must hold a valid California special education teaching credential or a clear or life Speech-Language Pathology or Clinical or Rehabilitative Services credential with a Special Class Authorization. A SELAP is valid for one year and may be reissued twice in any one specific specialty area.

Table O provides data on the number of Limited Assignment Teaching Permits issued for the past five years. There is an increase of 48.7 percent for GELAP Multiple Subject and 8.1 percent for GELAP Single Subject. There is a continued decrease in SELAP; decreased by 18.3 percent between 2014-15 and 2015-16. Overall, there is a small increase (2.5 percent) in the number of Limited Assignment Teaching Permits in between 2014-15 and 2015-16.

Table O: Number of Limited Assignment Teaching Permits Issued, 2011-12 to 2015-16

	2011-12	2012-13	2013-14	2014-15	2015-16	% Change from 2014-15
GELAP: Multiple Subject	44	42	67	76	113	48.7%
GELAP: Single Subject	835	790	895	1,172	1,267	8.1%
SELAP	353	309	766	487	398	-18.3%
Total	1,232	1,141	1,728	1,735	1,778	2.5%

Note: Data include first-time, new type, and reissuance. SELAPs were first issued in 2010. Data on limited assignment teaching permit was published starting in the 2011-12 report.

Variable Term Waivers

Waivers are the final option for public school employers within the hiring priority. Since July 1994, the Commission has had the authority to issue waiver documents related to educator preparation and credentialing and address the ability of employers to employ or assign persons who are not appropriately credentialed for their assignment. Variable Term Waivers give the employer the ability to meet staffing needs when a suitable fully qualified credentialed employee cannot be found. Employing agencies must complete a diligent search for a suitable credentialed teacher or qualified intern teacher before requesting a credential waiver.

Criteria for Variable Term Waivers are set by the Commission and include specific requirements for designated high and low incidence credentialing areas, including verification of recruitment efforts, evidence of qualifications to teach in the assignment and a commitment to meet the credentialing goals. Waivers are issued or denied based upon the criteria and factors such as an employer's continuing needs; the support the employer will provide to the applicant; or extenuating, extraordinary and unanticipated circumstances.

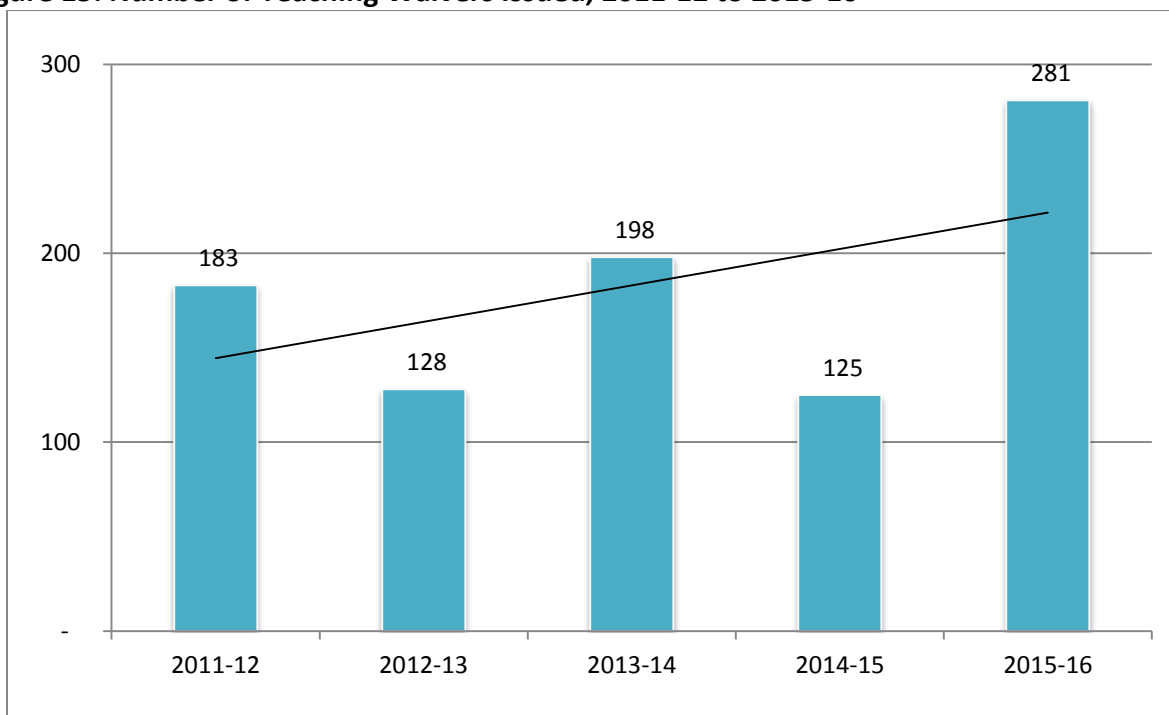
The number of teaching credential waivers issued in 2014-15 decreased by 36.9 percent between 2013-14 and 2014-15. However, the number of waivers more than doubled in 2015-16 (by 124.8 percent) as illustrated in Table P.

Table P: Number of Teaching Waivers Issued, 2011-12 to 2015-16

2011-12	2012-13	2013-14	2014-15	2015-16	% Change from 2014-15
183	128	198	125	281	124.8%

Note: Data include first-time, new type, and reissuance of waivers for Multiple Subject, Single Subject and Education Specialist Credentials. Data includes added authorization in Education Specialist credentials.

Figure 15: Number of Teaching Waivers Issued, 2011-12 to 2015-16



Tables 5A, 5B, 5C, 5D in the Appendix provide detailed information about various types of documents (intern credentials, permits and waivers) requested by counties and school districts for individuals without full preparation. While intern credentials represent those individuals whose preparation is still in progress, holders of these documents are considered to be compliant with the federal highly qualified teacher requirements of No Child Left Behind (NCLB). The additional documents in these tables are not compliant with the highly qualified teacher requirements in NCLB.

At the state level, nearly 10,000 documents of this type were requested by 56 counties in 2015-16. More than half (60 percent) of the documents issued were permits; about two-fifths (38 percent) were interns and less than 2 percent were waivers. Los Angeles county alone requested nearly one-fifth (17.6 percent) of the documents. Another one-third (30 percent) were requested by five counties: San Diego, Alameda, Kern, Fresno, and Santa Clara. These five counties requested between 500 and 700 documents each. More than one-fourth (26.9 percent) were requested by another seven counties: San Joaquin, Tulare, San Bernardino, Riverside, Sacramento, Contra Costa, and San Francisco, each requesting between 300 and 500 documents. In other words, at the state level, nearly three-fourths (74.4 percent) of all permits and waivers were requested by thirteen counties only. The following counties – Monterey, Stanislaus, Merced, Solano, San Mateo, Imperial, Kings, Orange, and Madera – each requested between 100 to 200 documents; Ventura, Sonoma, Santa Barbara, Mendocino, Shasta, and Santa Cruz each requested between 50 and 100 documents each. The remaining twenty-eight counties requested less than 40 documents. At the state level, when the total number of documents (intern credentials, permits, and waivers) requested was compared with fully credentialed teachers, it accounted for about 3.4 percent.

Further analysis of the documents by county indicated that there were fifty-six counties with university intern programs and twenty-one counties with district intern programs. Ten counties (Los Angeles, San Diego, Alameda, Santa Clara, San Bernardino, San Joaquin, Kern, Riverside, Fresno, and Tulare) accounted for more than two-thirds (69 percent) of the total intern credentials issued. When permits were analyzed by county, ten counties (Los Angeles, San Diego, Kern, Alameda, Fresno, Tulare, Santa Clara, San Joaquin, San Francisco, and Sacramento) accounted for about two-thirds (63 percent) of the total permits requested. When waivers were analyzed, the following ten counties – Kern, Alameda, Contra Costa, Tulare, San Francisco, Los Angeles, Santa Clara, Riverside, Solano, and Imperial accounted for more than three-fourths (80 percent) of the waivers requested.

When the three types of documents (intern credentials, permits, and waivers) were analyzed by credential types, more than one-fifth of the intern credentials were multiple subject, about one-third (29 percent) were single subjects, and nearly half (48 percent) were education specialist credentials. For permits, nearly one-fourth (24 percent) were issued in multiple subject, about half (42 percent) in single subjects, and more than one-third (35 percent) for education specialist specialty areas. For waivers, a little over one-fifth (21 percent) were issued in multiple subject, nearly half (45 percent) in single subjects and nearly one-third (34 percent) for education specialist credentials.

Comparison of Fully Credentialed Teachers Serving in California Public Schools

Table Q shows the total number of full-time equivalent (FTE) individuals holding teaching documents who were employed in California public schools during fiscal years 2014-15 and 2015-16. The table also shows these numbers as a percentage of the total teaching staff¹. Taking into account the total number of certificated teaching staff in California’s schools, the number of university intern credentials increased to 1.1 percent and the number of district interns stayed at 0.2 percent. There was a dramatic increase in two types of permits: STSPs from 0.7 percent to 1.0 percent and PIPs from 0.2 percent to 0.4 percent. Limited Assignment Teaching Permit stayed at 0.6 percent and waivers at less than 0.1 percent.

Table Q: Comparison of Teachers Serving in California Public Schools with Full Authorization versus Intern Credentials, Permits, and Waivers Issued, 2014-15 and 2015-16

	2014-15		2015-16	
	Number	% of Total	Number	% of Total
Fully Credentialed Teachers (Preliminary and Clear)	280,287	97.5%	280,067	96.6%
University Intern Credentials	2,457	0.9%	3,224	1.1%
District Intern Credentials	478	0.2%	559	0.2%
Limited Assignment Teaching Permit	1,735	0.6%	1,778	0.6%
Provisional Intern Permit (PIP)	511	0.2%	1,297	0.4%
Short-Term Staff Permit (STSP)	1,879	0.7%	2,777	1.0%
Variable Term Waivers	125	0.0%	281	0.1%
Total	287,472	100.0%	289,983	100.0%

¹ Data Source: California Department of Education Teacher FTE data.

The following sections - demographic data (age, gender, and ethnicity) and projected teacher hires - are not mandated by Education Code §44225.6. However, since the report focuses on teacher supply, related factors such as age of new teaching credential holders, gender and ethnicity of current teaching workforce and projected teacher hires are discussed here to provide a statewide picture of teacher demand. All new applicants' provide date of birth information to the Commission as part of their application process. Data on gender and ethnicity of current teachers as well as projected teacher hire data are published by the California Department of Education. It is important to note that the gender and ethnicity data are self-reported and educators have the option to decline to state.

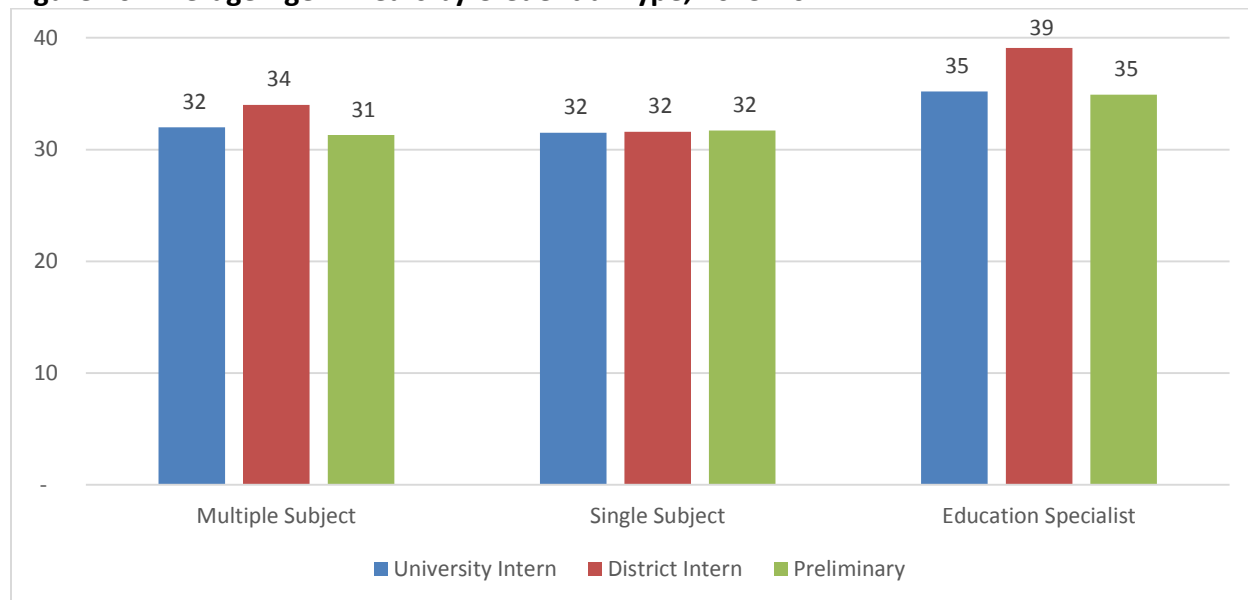
Demographic Data: Average Age for Holders of New Teaching Credentials

An analysis of average age of holders of preliminary teaching credentials and intern credentials indicated that there is difference by credential types.

For multiple subject, the average age of interns was higher than the preliminary credential holders. For single subject, there was no difference in the average age – all had the same average of 32 years. The average age of education specialist was higher than both multiple subject and single subject credential holders. District intern credential holders had the highest average age of all groups.

In summary, the average age differed by teaching credentials – ranging from 31 years for multiple subject preliminary credentials to 39 years for education specialist district intern candidates.

Figure 16. Average Age in Years by Credential Type, 2015-16

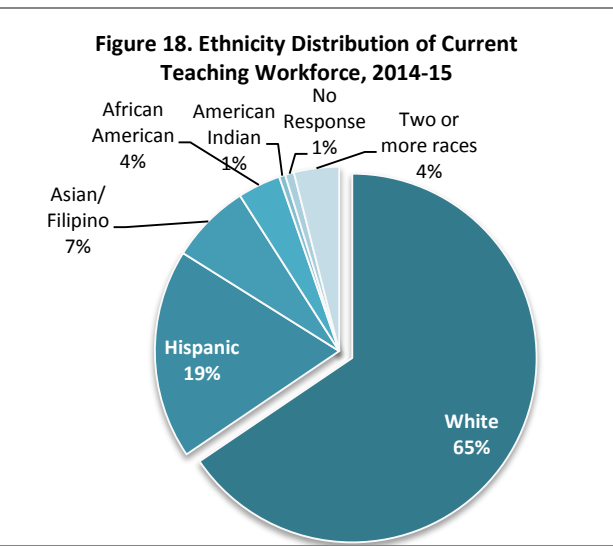
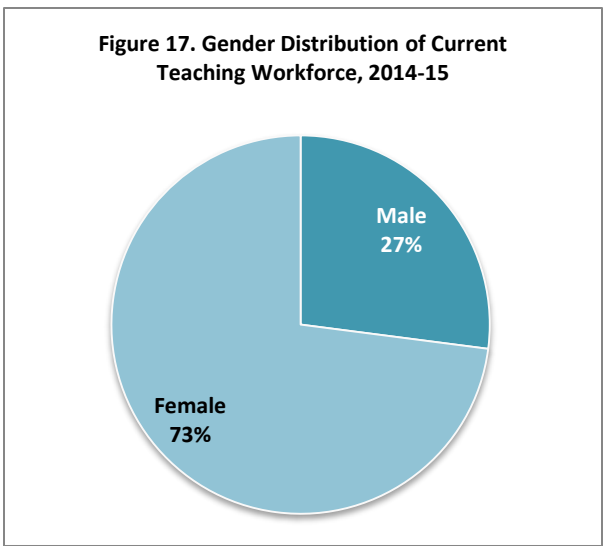


Note: Data include initial credentials only; do not include renewals.

Demographic Data: Gender and Ethnicity Distribution of Current Teaching Workforce

In 2014-2015, more than 295,000 teachers taught in the California’s K-12 public schools. Nearly three-fourths (73 percent) of the teachers were female while less than one-third (27 percent) were male. Approximately two-thirds (65 percent) identified themselves as White and another

one-fifth (19 percent) identified as Hispanic. Asians constituted 7 percent and African American 4 percent. American Indian was less than 1 percent and teachers belonging to two or more races constituted another 4 percent and the remaining 1 percent did not respond.



Source: California Department of Education’s Data Quest; *Certificated Staff by Ethnicity for 2014-15 (most recent data available). State Summary, Number of teachers by ethnicity. Asian/Filipino category includes Pacific Islander also.*

Teacher Demand

Currently there is no statewide method of collecting data that quantifies Teacher Demand. While estimations of teacher hires, Declarations of Need, intern credentials, STSPs and PIPs and Waivers can be useful in understanding teacher demand, to date, the only estimations available are those published by the Department of Education for estimated teacher hires. According to the most recent data published by CDE, at the state level, more than 23,000 full-time equivalent (FTE) teachers are estimated to be hired in eighteen different subject areas for the 2017-18 year. Fifty-six counties projected teacher hires and the two counties (Alpine and Sierra) do not report planned teacher hires for 2017-18.

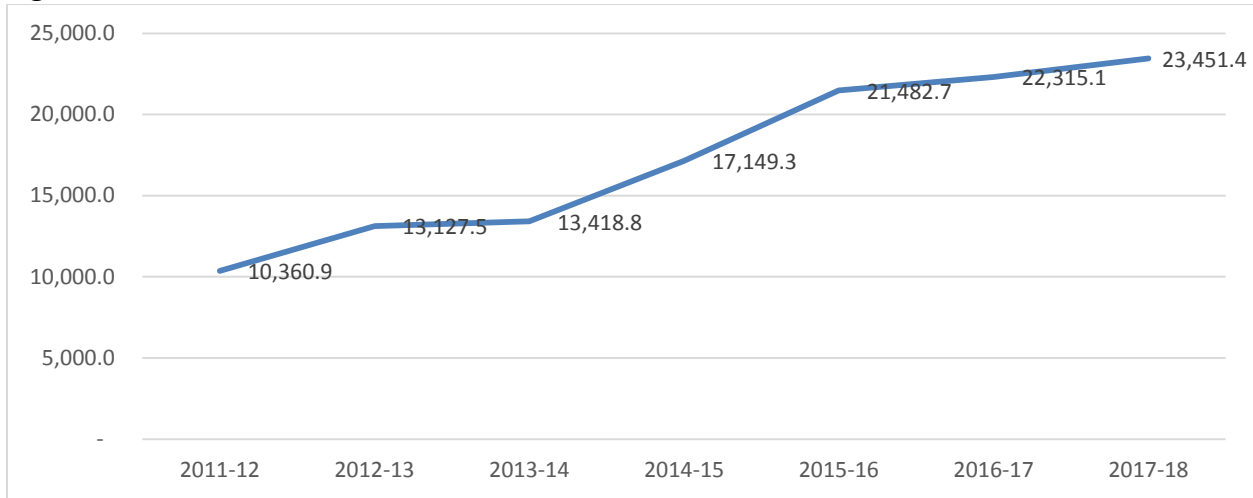
Table R below provides the estimated teacher hires data for the past seven years. Prior year’s data indicated that the estimated teacher hires in 2001-02 was the highest at 30,173.4 to lowest estimated teacher hires in 2011-12, at 10,360.9. The estimated teacher hire numbers have been steadily increasing in the most recent years, with the largest increase between the 2014-15 and 2015-16 school years.

Table R. Estimated Number of Teacher Hires during School Years, 2011-12 to 2017-18

	2011-12	2012-13	2013-14	2014-15	2015-16	2016-17	2017-18
Estimated Teacher Hires	10,360.9	13,127.5	13,418.8	17,149.3	21,482.7	22,315.1	23,451.4
Change from prior year		2,766.6	291.3	3,730.5	4,333.4	832.4	1,136.3

Data Source: California Department of Education’s [DataQuest](#)

Figure 19. Estimated Teacher Hires, 2011-12 to 2017-18



Data Source: California Department of Education's [DataQuest](#)

California's fifty-eight counties have been grouped under eleven geographic regions (WestEd, 2008). To gain a statewide picture of the teacher hires in the future, the estimated teacher hires in 2017-18 data were analyzed by these geographic regions. The table below provides CDE's 2017-18 Estimated Teacher Hires data by these geographic regions. More than one-third (36.1 percent) of the estimated teacher hires will occur in the South Coast region, followed by more than one-fourth (26.3 percent) in the Bay Area. More than one-tenth (11.4 percent) is estimated in the Inland Empire region followed by another about one-tenth (8.5 percent) in the South San Joaquin Central Valley. In other words, more than four-fifths (82.2 percent) of the estimated teacher hires will occur in four regions – South Coast, Bay Area, Inland Empire, and South San Joaquin Central Valley.

Table S: Estimated Teacher Hires by Geographic Regions, 2017-18

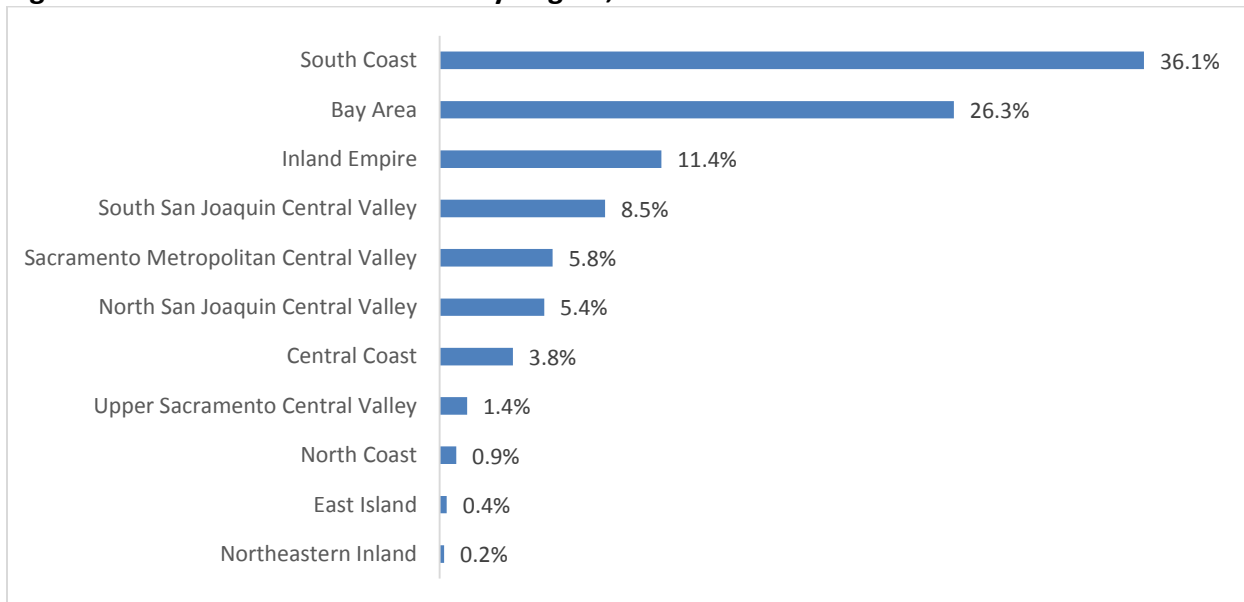
Region	County	% of Estimated Teacher Hires
Bay Area	Alameda, Contra Costa, Marin, Napa, San Francisco, San Mateo, Santa Clara, Santa Cruz, Solano, Sonoma	26.3%
Central Coast	Monterey, San Benito, San Luis Obispo, Santa Barbara	3.8%
East Inland	Alpine, Amador, Calaveras, Inyo, Mariposa, Mono, Tuolumne	0.4%
Inland Empire	Riverside, San Bernardino	11.4%
North Coast	Del Norte, Humboldt, Lake, Mendocino, Trinity	0.9%
North San Joaquin Central Valley	Merced, San Joaquin, Stanislaus	5.4%
Northeastern Inland	Lassen, Modoc, Nevada, Plumas, Sierra, Siskiyou	0.2%

Region	County	% of Estimated Teacher Hires
Sacramento Metropolitan Central Valley	El Dorado, Placer, Sacramento, Yolo	5.8%
South Coast	Imperial, Los Angeles, Orange, San Diego, Ventura	36.1%
South San Joaquin Central Valley	Fresno, Kern, Kings, Madera, Tulare	8.5%
Upper Sacramento Central Valley	Butte, Colusa, Glenn, Shasta, Sutter, Tehama, Yuba	1.4%

Note: Regional categories of California counties are sourced from *Trends in California teacher demand: a county and regional perspective, REL 208-No. 057*.

Data Source: California Department of Education's [DataQuest](#)

Figure 20: Estimated Teacher Hires by Region, 2017-18



When the estimated teacher hires were analyzed by county and subject areas, some interesting findings were revealed. Nearly three-fourths (70.3 percent) of the estimated teacher hires will occur in ten counties: Los Angeles, San Diego, San Bernardino, Alameda, Santa Clara, Riverside, Orange, Contra Costa, Sacramento, and Fresno. About one-fifth (19.6 percent) of the estimated teacher hires will occur in Los Angeles county.

Table T. Estimated Teacher Hires by County, 2017-18

County	Estimated Teacher Hires	% of Total Estimated Teacher Hires
Los Angeles	4,597.3	19.6%
San Diego	2,420.0	10.3%
San Bernardino	1,430.5	6.1%
Alameda	1,424.9	6.1%
Santa Clara	1,343.1	5.7%

County	Estimated Teacher Hires	% of Total Estimated Teacher Hires
Riverside	1,231.9	5.3%
Orange	1,131.5	4.8%
Contra Costa	1,083.7	4.6%
Sacramento	972.0	4.1%
Fresno	840.4	3.6%
Total of Ten Counties	16,475.3	70.3%
Statewide Total	23,451.4	100.0%

Data Source: California Department of Education's [DataQuest](#)

Nearly one-third (30.1 percent) of all estimated teacher hires are in self-contained classrooms (multiple subject) and special education will account for another 17.5 percent. English/Drama teachers account for another one-tenth (9.5 percent). Mathematics, Life Sciences and Physical Sciences teachers together will account for another 17.5 percent. In other words, more than three-fourths (79.9 percent) of the estimated teacher hires in 2017-18 will occur in seven subjects.

Table U. Estimated Teacher Hires by Subject Areas, 2017-18

Subject Area	Estimated Teacher Hires	% of Total Estimated Teacher Hires
Self-Contained Classrooms (Multiple Subject)	7,064.7	30.1%
Special Education (Education Specialist)	4,093.1	17.5%
English/Drama (Single Subject-English)	2,222.8	9.5%
Mathematics (Single Subject-Mathematics)	2,156.0	9.2%
Social Sciences (Single Subject-History/Social Sciences)	1,249.5	5.3%
Life Sciences (Single Subject-Biology)	1,002.8	4.3%
Physical Sciences (Single Subject-Chemistry, Geosciences, and Physics)	945.7	4.0%
Total of Seven Subject Areas	18,734.6	79.9%
Statewide Total	23,451.4	100.0%

Data Source: California Department of Education's [DataQuest](#)

In summary, in 2017-18, three-fourths of the estimated teacher hires are in ten counties and in seven subject areas. This pattern was fairly similar in prior years as well.

Summary of Selected Findings

Selected findings provided below summarize the information contained in the full report for California during fiscal year 2015-16:

- There was an increase of 1.6 percent (Table A) in the number of newly issued credentials across all three types of preliminary teaching credentials (i.e., Multiple Subject, Single

Subject, and Education Specialist). After a steady decline for ten consecutive years, 2015-16 was the second year in which there was an increase in the new teaching credentials.

- The number of credentials issued showed increases for California District Prepared and Out-of-state prepared (11.9 percent and 8.2 percent, respectively), while California IHE Prepared teachers showed a decrease of less than 1 percent between 2014-15 and 2015-16 (Tables B, C and D)
- California IHEs prepared nearly three-fourths (72 percent) of the total new teaching credentials issued in 2015-16 (Table F).
- After a steady decline in the number of candidates enrolled in teacher preparation programs for years, there was an increase of 10 percent between 2013-14 and 2014-15 (Table K). Overall, teacher preparation program enrollment decreased by more than 12,000 candidates in the past five years (Figure 11).
- There was a steady decrease of candidates who enrolled in intern programs in the first two years, 2011-12 to 2012-13 (Table H). However there was an increase in the number of candidates enrolled in intern programs in recent years, increase of 28.9 percent between 2014-15 and 2015-16.
- There has been an increase in teaching permits (PIP and STSP) issued in the past year (Table N). The number of STSPs increased (by 47.8 percent) between 2014-15 and 2015-16 and the number of PIPs more than doubled (by 153.8 percent).
- General Education Limited Assignment Teaching Permits (GELAP) increased while Special Education Limited Assignment Teaching Permits (SELAP) declined by 18.3 percent between 2014-15 and 2015-16 (Table O).
- There was a dramatic increase in the number of waivers issued for teaching credentials by 124.8 percent between 2014-15 and 2015-16 (Table P).
- Due to the increase in intern credentials, permits, and waivers, the proportion of fully credentialed teachers at the state level was estimated to decline by 1 percent (Table Q).
- The average age differed by teaching credentials – ranged from 31 years for multiple subject preliminary credentials to 39 years for education specialist district intern candidates.
- Nearly three-fourths (73 percent) of the current teaching force were female and nearly two-thirds (65 percent) were White (Figures 17 and 18).
- The estimated teacher hires data for 2017-18 indicate that about three-fourths of the estimated teacher hires will occur in ten counties and in seven subject areas.

Education Code Reporting Requirements—Table Numbers and Appendix Page Numbers

44225.6. Annual report on teacher availability relative to credentials, internships, and emergency permits; contents; public access to report on Web site.

By April 15 of each year, the commission shall report to the Legislature and the Governor on the availability of teachers in California. This report shall include the following information:

	Table #	Appendix Page #
(1) The number of individuals recommended for credentials by institutions of higher education and the type of credential or certificate, or both, for which they were recommended, including certificates issued pursuant to sections 44253.3 and 44253.4.	1 1A	32-35 36-38
(2) The number of individuals recommended by school districts operating district internship programs and the type of credential or certificate, or both, for which they were recommended, including certificates issued pursuant to Sections 44253.3 and 44253.4.	2	39-41
(3) The number of individuals receiving an initial credential based on a program completed outside of California and the type of credential or certificate, or both, for which they were recommended, including certificates issued pursuant to Sections 44253.3 and 44253.4.	3	42-43
(4) The number of individuals receiving an emergency permit, credential waiver, or other authorization that does not meet the definition of a highly qualified teacher under the federal No Child Left Behind Act of 2001 (20 U.S. C. Sec. 6301 et seq.).	4 4A 4B 4C	46-47 48 49-50 51-63
(5) The number of individuals receiving the certificate of completion of staff development in methods of specially designed content instruction delivered in English pursuant to subdivision (d) of Section 44253.10 and, separately, pursuant to paragraph (1) of subdivision (e) of Section 44253.11.	4D	64
(6) Statewide, by county, and by school district, the number of individuals serving in the following capacities and as a percentage of the total number of individuals serving as teachers statewide, in the county, and in the school district: (A) University internship (B) District internship (C) Preinternship (D) Emergency permit (E) Credential waiver (F) Preliminary or professional clear credential. (G) An authorization, other than those listed in this paragraph, that does not meet the definition of a highly qualified teacher under the federal No Child Left Behind Act of 2001 (20 U.S. C Sec 63-1 et seq.) by category authorization. (H) Certificate issued pursuant to Section 44253.3. (I) Certificates issued pursuant to Section 44253.3 and 44253.4, 44253.10 or 44253.11, if available. (J) The number of individuals serving English learner pupils in settings calling for English language development, in settings calling for specially designed academic instruction in English, or in primary language instruction, without the appropriate authorization under Section 44253.3, 44253.4, 44263.10, or 44253.11, or under another statute, if available. The Commission on Teacher Credentialing may utilize data from the department’s Annual Language Census Survey to report the data required pursuant to this paragraph.	5A 5B 5C	65-67 68-112 113-489
(7) The specific subjects and teaching areas in which there are a sufficient number of new holders of credentials to fill the positions currently held by individuals with emergency permits.	Table 4	46-47
(b) The commission shall make this report available to school districts and county offices of education to assist them in the recruitment of credentialed teachers and shall make the report and supporting data publicly available on the commission’s web site.	Full report is posted on the Commission’s website	
(c) A common measure of whether teacher preparation programs are meeting the challenge of preparing increasing numbers of new teachers is the number of teaching credentials awarded. The number of teaching credentials recommended by these programs and awarded by the commission is indicators of the productivity of teacher preparation programs. The commission shall include in the report prepared for the Legislature and Governor pursuant to subdivision (a) the total number of teaching credentials recommended by all accredited teacher preparation programs, authorized by the commission and the number of recommended by each of the following: (1) The University of California system (2) The California State University system (3) Independent colleges and universities that offer teacher preparation programs approved by the commission. (4) Other institutions that offer teacher preparation programs approved by the commission. <i>(Added by Stats. 1999, c. 381 (A.B. 471), § 2. Amended by Stats. 2000, c. 135 (A.B. 2539), § 40; Stats 2001, c. 342 (S.B. 299), § 4; Stats. 2004, c. 902 (A.B.3001), § 2, eff. Sept 29, 2004; Stats 2005, c. 677 (S.B. 512), § 25 eff. Oct. 7, 2005; Stats. 2006, c. 752 (S.B. 1292), § 1; Stats.2007, c. 345 (S.B.280), § 1.)</i>	1 1A 2	32-35 36-38 39-41

TABLE 1 (SUMMARY)
Distribution of New Credentials Issued by Type and Institution
Number of First Time and New Type Credentials in Multiple Subject, Single Subject, and Education Specialist
July 1, 2015 to June 30, 2016

The following table summarizes the numbers of documents issued between July 1, 2015 and June 30, 2016 upon the recommendation of a California Institution of Higher Education with a Commission-accredited credential program. The numbers include individuals for whom this is their initial certification (First Time) and individuals who previously held another type of certification such as an intern credential or emergency permit (New Type). The numbers are broken down by the credential area and the type of recommending institution.

Note: Under SB 2042 and the credentialing of teachers of special education, the English Learner (EL) authorization is embedded in the SB 2042 program. A separate document is not issued. All SB 2042 and special education documents include EL authorization.

	Multiple Subject	Single Subject	Education Specialist	Total
CALIFORNIA STATE UNIVERSITY				
First Time	567	660	150	1,377
New Type	1,884	1,559	731	4,174
CSU TOTAL	2,451	2,219	881	5,551
UNIVERSITY OF CALIFORNIA				
First Time	210	272	13	495
New Type	133	184	27	344
UC TOTAL	343	456	40	839
PRIVATE/INDEPENDENT INSTITUTIONS				
First Time	669	552	122	1,343
New Type	1,206	1,206	989	3,401
PRIVATE TOTAL	1,875	1,758	1,111	4,744
ALL INSTITUTIONS				
First Time	1,446	1,484	285	3,215
New Type	3,223	2,949	1,747	7,919
TOTAL	4,669	4,433	2,032	11,134

Table 1
Institutions of Higher Education (IHE) Recommended Multiple Subject, Single Subject, and Education Specialist Credentials
July 1, 2015 to June 30, 2016

The following table lists the number of Multiple Subject, Single Subject and Education Specialist teaching credentials issued with effective dates between July 1, 2015 and June 30, 2016 upon the recommendation of a California Institution of Higher Education with a Commission-accredited program. The numbers include individuals for whom this is their initial California credential (first time) and those who previously held a different type of document such as an intern credential or emergency permit (new type). This report includes individuals who received preliminary and clear credentials.

Note: Under SB 2042 and the credentialing of teachers of special education, the English Learner (EL) authorization is embedded in the SB 2042 program. A separate document is not issued. All SB 2042 and special education documents include EL authorization.

	Multiple Subject	Single Subject	Education Specialist	Total
CALIFORNIA STATE UNIVERSITY				
Bakersfield	134	90	37	261
CalStateTEACH	288			288
Channel Islands	43	27	6	76
Chico	115	104	54	273
Dominguez Hills	56	120	57	233
East Bay	92	94	20	206
Fresno	257	169	21	447
Fullerton	166	184	97	447
Humboldt	34	44	24	102
Long Beach	154	263	29	446
Los Angeles	69	106	76	251
Monterey Bay	23	15	19	57
Northridge	122	126	60	308
Pomona	38	89	37	164
Sacramento	119	94	35	248
San Bernardino	66	107	60	233
San Diego	121	126	39	286
San Francisco	61	83	54	198
San Jose	86	100	40	226
San Luis Obispo	54	61	20	135
San Marcos	158	57	53	268
Sonoma	79	76	21	176
Stanislaus	116	84	22	222
TOTAL	2,451	2,219	881	5,551

	Multiple Subject	Single Subject	Education Specialist	Total
UNIVERSITY OF CALIFORNIA				
Berkeley	16	28		44
Davis	48	63		111
Irvine	89	119		208
Los Angeles	34	81	17	132
Riverside	47	58	10	115
San Diego	36	30	4	70
Santa Barbara	33	42	9	84
Santa Cruz	40	35		75
TOTAL	343	456	40	839
PRIVATE/INDEPENDENT INSTITUTIONS				
	Multiple Subject	Single Subject	Education Specialist	Total
Academy of Art University		1		1
Alliant International University	9	20	7	36
Antioch University	9		10	19
Azusa Pacific University	85	107	101	293
Bard College		18		18
Biola University	46	17	3	66
Brandman University	93	89	124	306
California Baptist University	36	30	19	85
California Lutheran University	33	35	24	92
Chapman University	24	20	17	61
Claremont Graduate University	9	14	10	33
Concordia University	21	23	6	50
Dominican University	30	29	15	74
Fresno Pacific University	86	47	24	157
Hebrew Union College	6			6
Holy Names University	7	4	8	19
Hope International University	4	2		6
Humphrey's College	9			9
La Sierra University	1			1
Loyola Marymount University	118	146	107	371
Mills College	27	38	1	66

	Multiple Subject	Single Subject	Education Specialist	Total
Mount St. Mary's College	11	9	16	36
National University	206	262	331	799
Notre Dame de Namur University	32	36	33	101
Pacific Oaks College	15		12	27
Pacific Union College	6	4		10
Patten University		10		10
Pepperdine University	51	35		86
Point Loma Nazarene University	69	44	69	182
San Diego Christian College	3	3		6
Santa Clara University	44	36		80
Simpson University	25	17		42
St. Mary's College of California	57	34	18	109
Stanford University	27	78		105
Teachers College of San Joaquin	1	7	13	21
The Master's College	10	3		13
Touro University	13	7	18	38
United States University		2		2
University of La Verne	92	58	26	176
University of Phoenix	68	65		133
University of Redlands	112	133	28	273
University of San Diego	35	22	17	74
University of San Francisco	78	41	14	133
University of Southern California	62	82	12	156
University of the Pacific	76	45	22	143
Vanguard University	26	14		40
Western Governors University	52	50		102
Westmont College	9	6		15
Whittier College	9	10	6	25
William Jessup University	33	5		38
TOTAL	1,875	1,758	1,111	4,744
GRAND TOTAL	4,669	4,433	2,032	11,134

TABLE 1A (SUMMARY)
Distribution of University Intern Credentials Issued by Type and Institution
Number of First Time and New Type Credentials in Multiple Subject, Single Subject, and Education Specialist
July 1, 2015 to June 30, 2016

The following table summarizes the numbers of intern documents issued between July 1, 2015 and June 30, 2016 upon the recommendation of a California institution of higher education with a Commission-accredited intern program. The numbers include individuals for whom their intern is their initial California credential (First Time) and those who previously held a different type of document such as an emergency permit (New Type).

	Multiple Subject	Single Subject	Education Specialist	Total
CALIFORNIA STATE UNIVERSITY				
First Time	82	104	154	340
New Type	294	246	362	902
CSU TOTAL	376	350	516	1,242
UNIVERSITY OF CALIFORNIA				
First Time	1	16	3	20
New Type	1	10	14	25
UC TOTAL	2	26	17	45
PRIVATE/INDEPENDENT INSTITUTIONS				
First Time	174	244	325	743
New Type	243	347	604	1,194
PRIVATE TOTAL	417	591	929	1,937
ALL INSTITUTIONS				
First Time	257	364	482	1,103
New Type	538	603	980	2,121
TOTAL	795	967	1,462	3,224

Table 1A
Institutions of Higher Education (IHE) Recommended Multiple Subject, Single Subject, and Education Specialist Credentials
Number of First Time and New Type Intern Credentials
July 1, 2015 to June 30, 2016

The following table lists the number of Multiple Subject, Single Subject, and Education Specialist intern credentials issued with effective dates between July 1, 2015 and June 30, 2016 upon the recommendation of a California institution of higher education with a Commission-accredited intern program. The numbers include individuals for whom the intern was their initial California credential (First Time) and those who previously held a different type of document such as an emergency permit (New Type).

	Multiple Subject	Single Subject	Education Specialist	Total
CALIFORNIA STATE UNIVERSITY				
Bakersfield	50	45	43	138
CalTEACH	159			159
Channel Islands		3	1	4
Chico	2	21	20	43
Dominguez Hills	6	43	56	105
East Bay	14	35	14	63
Fresno	90	50	14	154
Fullerton		5	20	25
Humboldt		1		1
Long Beach	1	17	17	35
Los Angeles			64	64
Monterey Bay	3	25	24	52
Northridge	3	16	50	69
Pomona	2	7	15	24
Sacramento		1	11	12
San Bernardino	3	23	39	65
San Diego	13	13	25	51
San Francisco	1	9	37	47
San Jose	28	22	29	79
San Marcos			14	14
Sonoma		13	22	35
Stanislaus	1	1	1	3
TOTAL	376	350	516	1,242
UNIVERSITY OF CALIFORNIA				
Los Angeles	2	5	17	24
Riverside		5		5
San Diego		16		16

	Multiple Subject	Single Subject	Education Specialist	Total
TOTAL	2	26	17	45
PRIVATE/INDEPENDENT INSTITUTIONS				
Alliant International University	5	14	28	47
Azusa Pacific University	8	9	46	63
Brandman University	53	58	76	187
California Baptist University	2	9	10	21
California Lutheran University		5	6	11
Chapman University			8	8
Claremont Graduate University	5	16	12	33
Concordia University			3	3
Dominican University of California	5	9	7	21
Fresno Pacific University	26	20	39	85
Holy Names University	6	9	7	22
Loyola Marymount University	80	110	72	262
Mount Saint Mary's College		1	2	3
National University	60	117	311	488
Notre Dame de Namur University	11	16	27	54
Patten University	1	9		10
Point Loma Nazarene University	21	19	55	95
Saint Mary's College of California	1	8	14	23
Teachers College of San Joaquin	70	79	130	279
Touro University	8	3	13	24
University of La Verne	17	16	14	47
University of Phoenix	12	23		35
University of Redlands	12	20	15	47
University of San Diego			2	2
University of San Francisco	6	10	21	37
University of the Pacific	7	11	10	28
Whittier College	1		1	2
TOTAL	417	591	929	1,937
GRAND TOTAL	795	967	1,462	3,224

TABLE 2
Distribution of Credentials Recommended by Type and District Intern Program Sponsors
July 1, 2015 to June 30, 2016

The following lists programs which recommended teachers for preliminary or clear Multiple Subject, Single Subject, Education Specialist credentials on the basis of completion of a District Intern Program. *Note: Under SB 2042 and the credentialing of teachers of special education, the English Learner (EL) authorization is embedded in the SB 2042 program. A separate document is not issued. All SB 2042 and special education documents include EL authorization.*

District Intern Program Sponsor	Credential Type	Subject Area	Total
BAY AREA SCHOOL OF ENTERPRISE (REACH INSTITUTE)	Multiple Subject Teaching Credential	General Subjects (Examination)	14
	Single Subject Teaching Credential	English (Examination)	4
		Foreign Language: Spanish (Examination)	2
		Foundational-Level Mathematics (Examination)	3
		Mathematics (Examination)	1
		Science: Biological Sciences (Examination)	1
		Science: Chemistry (Examination)	1
		Social Science (Examination)	1
HIGH TECH HIGH	Multiple Subject Teaching Credential	General Subjects (Examination)	9
	Single Subject Teaching Credential	Art (Examination)	3
		English (Examination)	3
		Foundational-Level General Science (Examination)	1
		Foundational-Level Mathematics (Examination)	3
		Mathematics	1
		Science: Biological Sciences (Examination)	1
		Science: Chemistry (Examination)	3
Science: Physics (Examination)	1		
Education Specialist Instruction Credential	Mild/Moderate Disabilities	7	
LOS ANGELES COUNTY OFFICE OF EDUCATION	Single Subject Teaching Credential	Science: Chemistry (Examination)	1
	Education Specialist Instruction Credential	Mild/Moderate Disabilities	7
		Moderate/Severe Disabilities	3
LOS ANGELES UNIFIED SCHOOL DISTRICT	Single Subject Teaching Credential	Science: Biological Sciences (Examination)	1
	Education Specialist Instruction Credential	Mild/Moderate Disabilities	65
		Moderate/Severe Disabilities	28
MT DIABLO USD - FORTUNE SCHOOL	Multiple Subject Teaching Credential	General Subjects (Examination)	7

TABLE 2
Distribution of Credentials Recommended by Type and District Intern Program Sponsors
July 1, 2015 to June 30, 2016

The following lists programs which recommended teachers for preliminary or clear Multiple Subject, Single Subject, Education Specialist credentials on the basis of completion of a District Intern Program. *Note: Under SB 2042 and the credentialing of teachers of special education, the English Learner (EL) authorization is embedded in the SB 2042 program. A separate document is not issued. All SB 2042 and special education documents include EL authorization.*

District Intern Program Sponsor	Credential Type	Subject Area	Total
	Single Subject Teaching Credential	English (Examination)	5
		Foundational-Level Mathematics (Examination)	1
		Science: Biological Sciences (Examination)	2
		Social Science	1
		Social Science (Examination)	1
	Education Specialist Instruction Credential	Mild/Moderate Disabilities	12
SAN JOAQUIN COUNTY OFFICE OF EDUCATION	Multiple Subject Teaching Credential	General Subjects (Examination)	25
	Single Subject Teaching Credential	Art	1
		Art (Examination)	2
		English	2
		English (Examination)	7
		Foreign Language: Italian (Examination)	1
		Foreign Language: Latin	1
		Foreign Language: Spanish (Examination)	2
		Foundational-Level General Science (Examination)	2
		Foundational-Level Mathematics (Examination)	6
		Mathematics	3
		Mathematics (Examination)	2
		Music	1
		Music (Examination)	1
		Physical Education (Examination)	3
		Science: Biological Sciences	1
		Science: Biological Sciences (Examination)	10
		Science: Chemistry (Examination)	3
		Science: Geosciences (Examination)	1
		Social Science (Examination)	5

TABLE 2
Distribution of Credentials Recommended by Type and District Intern Program Sponsors
July 1, 2015 to June 30, 2016

The following lists programs which recommended teachers for preliminary or clear Multiple Subject, Single Subject, Education Specialist credentials on the basis of completion of a District Intern Program. *Note: Under SB 2042 and the credentialing of teachers of special education, the English Learner (EL) authorization is embedded in the SB 2042 program. A separate document is not issued. All SB 2042 and special education documents include EL authorization.*

District Intern Program Sponsor	Credential Type	Subject Area	Total
	Education Specialist Instruction Credential	Early Childhood Special Education	16
		Mild/Moderate Disabilities	47
		Moderate/Severe Disabilities	21
SANTA CLARA COUNTY OFFICE OF EDUCATION	Education Specialist Instruction Credential	Moderate/Severe Disabilities	3
STANISLAUS COUNTY OFFICE OF EDUCATION	Education Specialist Instruction Credential	Mild/Moderate Disabilities	19
		Moderate/Severe Disabilities	8
TULARE COUNTY OFFICE OF EDUCATION	Multiple Subject Teaching Credential	General Subjects (Examination)	1
		Grand Total	388

Note: The number of subject areas on the single subject and education specialist credentials is more than the total number of documents issued as some individuals qualified for more than one subject authorization on their document.

TABLE 3
Credentials Obtained by Out-of-State Trained Teachers
July 1, 2015 to June 30, 2016

The following table lists the type and number of preliminary and clear credentials issued to teachers who completed a teacher preparation program outside of California and are applying for their initial California credential. The total number of subject areas on Single Subject and Special Education Credentials is more than the total number of credentials as many individuals qualified for more than one subject authorization on their credential.

Credential	Subject Area	Total	
Multiple Subjects	General Subjects	1,706	
Single Subject	Agriculture	7	
	Art	97	
	Business	28	
	English	385	
	Foreign Language: Arabic	1	
	Foreign Language: Armenian	1	
	Foreign Language: Chinese	3	
	Foreign Language: French	33	
	Foreign Language: German	7	
	Foreign Language: Italian	1	
	Foreign Language: Japanese	4	
	Foreign Language: Korean	2	
	Foreign Language: Latin	3	
	Foreign Language: Mandarin	14	
	Foreign Language: Portuguese	1	
	Foreign Language: Russian	1	
	Foreign Language: Spanish	94	
	Health Science	62	
	Home Economics	15	
	Industrial and Technology Education	17	
	Mathematics	233	
	Mathematics (Foundational-Level)	8	
	Music	117	
	Physical Education	159	
	Social Science	261	
	World Language: English Language Development	27	
	Sciences:	General Science (Foundational-Level)	35
		Geosciences (Specialized)	2
		Science: Biological Sciences	128
		Science: Chemistry	47
	Science: Geosciences	24	
	Science: Physics	30	
		1,847	

TABLE 3
Credentials Obtained by Out-of-State Trained Teachers
July 1, 2015 to June 30, 2016

The following table lists the type and number of preliminary and clear credentials issued to teachers who completed a teacher preparation program outside of California and are applying for their initial California credential. The total number of subject areas on Single Subject and Special Education Credentials is more than the total number of credentials as many individuals qualified for more than one subject authorization on their credential.

Credential	Subject Area	Total
Education Specialist	Deaf and Hard-of-Hearing	20
	Early Childhood Special Education	37
	Mild/Moderate Disabilities	483
	Moderate/Severe Disabilities	110
	Physical and Health Impairments	3
	Visual Impairments	10
	Total Special Education Subject Area Authroizations	663
	Total Authroizations Issued to Out-of-State Trained Teachers	4,216

Table 3A
New CTE Credentials Issued by Recommending Agency
July 1, 2015 to June 30, 2016

Recommending Agency	Number of Credentials
ALAMEDA COUNTY OFFICE OF EDUCATION	1
CALIFORNIA STATE UNIVERSITY, DOMINGUEZ HILLS	1
CALIFORNIA STATE UNIVERSITY, SAN BERNARDINO	63
DAVIS JOINT UNIFIED SCHOOL DISTRICT	12
FRESNO PACIFIC UNIVERSITY	84
KERN COUNTY SUPERINTENDENT OF SCHOOLS	1
LOS ANGELES COUNTY OFFICE OF EDUCATION	491
ORANGE COUNTY DEPARTMENT OF EDUCATION	126
SAN DIEGO COUNTY OFFICE OF EDUCATION	247
SONOMA COUNTY OFFICE OF EDUCATION	49
SUTTER COUNTY SUPERINTENDENT OF SCHOOLS	14
TEACHERS COLLEGE OF SAN JOAQUIN	22
TEHAMA COUNTY DEPARTMENT OF EDUCATION	14
TULARE COUNTY OFFICE OF EDUCATION	4
UNIVERSITY OF CALIFORNIA, BERKELEY	86
UNIVERSITY OF CALIFORNIA, DAVIS	1
UNIVERSITY OF CALIFORNIA, RIVERSIDE	17
VENTURA COUNTY OFFICE OF EDUCATION	190
DIRECT APPLICATION	1
Grand Total	1,424

TABLE 3B
New CTE Credentials Issued by Industry Sector
July 1, 2015 to June 30, 2016

Industry Sector	Number of Authorizations
Agriculture and Natural Resources	47
Arts, Media, and Entertainment	335
Building and Construction Trades	116
Business and Finance	192
Education, Child Development, and Family Services	150
Energy, Environment, and Utilities	27
Engineering and Architecture	90
Fashion and Interior Design	38
Health Science and Medical Technology	265
Hospitality, Tourism, and Recreation	78
Information and Communication Technologies	196
Manufacturing and Product Development	70
Marketing, Sales, and Service	82
Public Service	105
Transportation	48
Grand Total	1,839

TABLE 4
Multiple Subjects, Single Subject, and Education Specialist Instruction Credentials,
Intern credentials, Permits, and Waivers Issued by Subject Area
July 1, 2015 to June 30, 2016

This table provides the number of teaching credentials, intern credentials (district and university), permits (short-term staff, provisional internship, and limited teaching assignment), and waivers issued for multiple subject, single subject, and education specialist credentials. The credential numbers include documents for individuals who were recommended by a California institution of higher education or district programs and individuals who completed a credential program outside of California. These data are presented for comparison purposes only. *Note: No inference may be made regarding the shortage or surplus of teachers for specific credential areas as information was not available regarding the numbers of teaching positions in each credential area, numbers of credential holders currently serving in schools, or the availability of newly credentialed teachers for vacant positions in schools. The number of subject areas on the single subject and special education credentials and permits is more than the total number of documents issued as some individuals qualified for more than one subject authorization on their document.*

Credential	Subject Area	Credentials	Intern credentials	Permits	Waivers
Multiple Subject	General Subjects	6,642	914	1,440	44
Single Subject	Agriculture	65	7	15	1
	Art	297	53	126	2
	Business	36	5	39	
	English	1,585	222	421	11
	Foreign Language: American Sign Language	13	3	26	2
	Foreign Language: Arabic	2			2
	Foreign Language: Armenian	1			
	Foreign Language: Cantonese		1		
	Foreign Language: Chinese	3			1
	Foreign Language: Filipino	1		1	
	Foreign Language: French	59	6	19	2
	Foreign Language: German	8		1	
	Foreign Language: Hmong			1	
	Foreign Language: Italian	7	1	3	1
	Foreign Language: Japanese	11	4	3	
	Foreign Language: Korean	3	1	4	
	Foreign Language: Latin	7	1	1	
	Foreign Language: Mandarin	35	1	8	1
	Foreign Language: Portuguese	1			
	Foreign Language: Russian	2			
	Foreign Language: Spanish	347	68	125	7
	Foreign Language: Vietnamese	1		4	
	Health Science	91	4	88	1
	Home Economics	25	3	17	
	Industrial and Technology Education	34	4	92	
	Mathematics	711	103	332	24
	Mathematics (Foundational-Level)	378	130	91	4

TABLE 4
Multiple Subjects, Single Subject, and Education Specialist Instruction Credentials,
Intern credentials, Permits, and Waivers Issued by Subject Area
July 1, 2015 to June 30, 2016

This table provides the number of teaching credentials, intern credentials (district and university), permits (short-term staff, provisional internship, and limited teaching assignment), and waivers issued for multiple subject, single subject, and education specialist credentials. The credential numbers include documents for individuals who were recommended by a California institution of higher education or district programs and individuals who completed a credential program outside of California. These data are presented for comparison purposes only. *Note: No inference may be made regarding the shortage or surplus of teachers for specific credential areas as information was not available regarding the numbers of teaching positions in each credential area, numbers of credential holders currently serving in schools, or the availability of newly credentialed teachers for vacant positions in schools. The number of subject areas on the single subject and special education credentials and permits is more than the total number of documents issued as some individuals qualified for more than one subject authorization on their document.*

Credential	Subject Area	Credentials	Intern credentials	Permits	Waivers
	Music	312	51	90	5
	Physical Education	618	78	275	12
	Social Science	1,282	107	219	4
	World Language: English Language Development	34		8	
Sciences:	General Science (Foundational-Level)	239	68	145	
	Biological Sciences (Specialized)	37	16		
	Chemistry (Specialized)	17	1	1	
	Geosciences (Specialized)	3			
	Physics (Specialized)	7	4		
	Science: Biological Sciences	580	100	156	9
	Science: Chemistry	204	36	75	2
	Science: Geosciences	108	14	50	1
	Science: Physics	100	12	77	4
	Total Single Subject Authorizations	7,264	1,104	2,513	96
Education Specialist	Deaf and Hard-of-Hearing	64	14	29	1
	Early Childhood Special Education	207	118	133	19
	Language and Academic Development	3	1	1	
	Mild/Moderate Disabilities	2,129	1,241	1,122	29
	Moderate/Severe Disabilities	691	455	744	19
	Physical and Health Impairments	7	2	36	
	Visual Impairments	22	14	25	3
	Total Education Specialist Authorizations	3,123	1,845	2,090	71
	Total Authorizations Issued	17,029	3,863	6,043	282

Note - Statewide total for Waivers include Added Authorizations issued in Education Specialist credentials.

TABLE 4A
Distribution of English Learner Authorizations Issued on Certificates, Credentials,
Intern Credentials, Permits, and Waivers
July 1, 2015 to June 30, 2016

The following table provides the following data: (1) Certificates and Preliminary Credentials issued based on completion of preparation for an EL authorization; (2) Intern credentials issued to holders whose EL preparation is in progress; and (3) Permits and Waivers issued prior to preparation being completed for an EL authorization.

	Certificates/ Credentials	University and District Intern Credentials	Emergency Permits and Teaching Permits	Waivers
CLAD	1,340	-	1,652	-
Multiple Subject with EL authorization	4,950	885	1,312	40
Single Subject with EL authorization	5,001	1,070	1,173	89
Education Specialist with EL authorization	2,275	1,590	1,556	53
Certificate of Completion of Staff Development	94	-	-	281
Bilingual authorization	19	-	109	56
Multiple Subject with Bilingual authorization	248	29	13	-
Single Subject with Bilingual authorization	102	3	-	3
Education Specialist with Bilingual authorization	9	-	-	-
Grand Total	14,038	3,577	5,815	522

Notes:

1. Under SB2042, the EL authorization is embedded in the SB2042 document program. A separate document is not issued.
2. Emergency CLAD and Bilingual Authorization Permits require that individuals also hold an appropriate prerequisite teaching credential.
3. Individuals with Intern credentials may hold an additional teaching credential with an EL/Bilingual Authorization or CLAD certificate.
4. Permits include Emergency CLAD and Bilingual Authorizations Permits as well as Short-Term Staff Permit and Provisional Internship Permits.

Table 4B
CLAD, Bilingual Authorization Permits and Waivers and Certificate of Staff Development (CCSD)
Waivers Requested by Counties
July 1, 2015 to June 30, 2016

County #	County Name	FTE Teachers*	CLAD Permit	Bilingual Authorization Permit	Bilingual Authorization Waiver	CCSD Waiver
1	ALAMEDA	11,424.0	119	15	2	3
2	ALPINE**	9.5				
3	AMADOR**	205.5				
4	BUTTE	1,552.3	5			
5	CALAVERAS**	288.2				
6	COLUSA	240.2				1
7	CONTRA COSTA	8,110.3	86	9		15
8	DEL NORTE	204.0				2
9	EL DORADO	1,285.2	3			
10	FRESNO	9,480.7	40		2	25
11	GLENN	299.3	3			
12	HUMBOLDT	1,001.1	7			
13	IMPERIAL	1,671.2	5	1	13	12
14	INYO	251.8	1			
15	KERN	8,298.0	36	1		7
16	KINGS	1,356.3	21		1	
17	LAKE	435.2	8			
18	LASSEN	228.1	1			
19	LOS ANGELES	72,651.8	298	31	4	13
20	MADERA	1,489.7	3			
21	MARIN	1,765.9	4			
22	MARIPOSA	109.8	1			
23	MENDOCINO	776.1	9			1
24	MERCED	2,634.9	15			
25	MODOC	94.8	1			
26	MONO	117.2	2			
27	MONTEREY	3,547.1	42	2		7
28	NAPA	1,033.3	4	1		3
29	NEVADA**	604.5				
30	ORANGE	20,449.3	47	1		14
31	PLACER	3,437.1	24			1
32	PLUMAS**	126.1				
33	RIVERSIDE	18,549.7	105	4	3	17
34	SACRAMENTO	11,432.4	51	1		9
35	SAN BENITO	521.9	1			
36	SAN BERNARDINO	18,096.9	74	2		52
37	SAN DIEGO	23,656.2	166	10	3	58
38	SAN FRANCISCO	3,562.9	61	12	22	19
39	SAN JOAQUIN	6,497.4	17			6
40	SAN LUIS OBISPO	1,758.4	8	1		

Table 4B
CLAD, Bilingual Authorization Permits and Waivers and Certificate of Staff Development (CCSD)
Waivers Requested by Counties
July 1, 2015 to June 30, 2016

County #	County Name	FTE Teachers*	CLAD Permit	Bilingual Authorization Permit	Bilingual Authorization Waiver	CCSD Waiver
41	SAN MATEO	4,731.5	52	7		
42	SANTA BARBARA	3,263.2	35			
43	SANTA CLARA	12,760.4	108	4	1	
44	SANTA CRUZ	1,789.9	8			
45	SHASTA	1,287.8	11			
46	SIERRA**	24.4				
47	SISKIYOU	364.6	7			
48	SOLANO	2,880.4	43		2	2
49	SONOMA	3,536.3	27	1		
50	STANISLAUS	4,876.6	23	2		2
51	SUTTER	1,230.5	1			
52	TEHAMA	549.5	3			1
53	TRINITY**	94.7				
54	TULARE	4,677.2	20		3	8
55	TUOLUMNE**	322.4				
56	VENTURA	6,221.4	36	4		3
57	YOLO	1,461.7	9			
58	YUBA	656.6	1			
Total		289983.4	1,652	109	56	281

*California Department of Education data for 2015-16

**Counties with no permits or waivers

TABLE 4C
CLAD, Bilingual Authorization Permits and Waivers and
Certificate of Completion Staff Development (CCSD) Requested by School Districts
July 1, 2015 to June 30, 2016

COUNTY/NAME OF SCHOOL DISTRICT	CLAD Permit	Bilingual Authorization Permit	Bilingual Authorization Waiver	CCSD Waiver
ALAMEDA	119	15	2	3
ALAMEDA CITY UNIFIED SCHOOL DISTRICT	3			
ALBANY UNIFIED SCHOOL DISTRICT	2			
ASPIRE PUBLIC SCHOOLS	1			
BAY AREA TECHNOLOGY	2			
BERKELEY UNIFIED SCHOOL DISTRICT	12			
CASTRO VALLEY UNIFIED SCHOOL DISTRICT	1			
DUBLIN UNIFIED SCHOOL DISTRICT	5			
EDUCATION FOR CHANGE AT COX ELEMENTARY	1			
EMERY UNIFIED	1			
ENVISION ACADEMY FOR ARTS & TECHNOLOGY	2			
FREMONT UNIFIED SCHOOL DISTRICT	13		1	
HAYWARD UNIFIED SCHOOL DISTRICT	7	4	1	
LAZEAR CHARTER ACADEMY	1			
LEADERSHIP PUBLIC SCHOOL	2			
LIVERMORE VALLEY JOINT UNIFIED SCHOOL DISTRICT	6			
MISSION VALLEY ROCP				3
NEW HAVEN UNIFIED SCHOOL DISTRICT	6			
NEWARK UNIFIED SCHOOL DISTRICT	3			
OAKLAND UNIFIED SCHOOL DISTRICT	29	9		
OAKLAND UNITY MIDDLE	2			
PIEDMONT CITY UNIFIED SCHOOL DISTRICT	3			
PLEASANTON UNIFIED SCHOOL DISTRICT	3	1		
REALM CHARTER MIDDLE	3			
REALM HIGH	1			
SAN LEANDRO UNIFIED SCHOOL DISTRICT	3			
SAN LORENZO UNIFIED SCHOOL DISTRICT	5	1		
URBAN MONTESSORI CHARTER	1			
YU MING CHARTER	1			
BUTTE	5			
BUTTE COUNTY OFFICE OF EDUCATION	1			
CHICO UNIFIED SCHOOL DISTRICT	1			
GRIDLEY UNIFIED SCHOOL DISTRICT	2			
PARADISE UNIFIED SCHOOL DISTRICT	1			
COLUSA				1
PIERCE JOINT UNIFIED SCHOOL DISTRICT				1
CONTRA COSTA	86	9		15
ACALANES UNION HIGH SCHOOL DISTRICT	2			
ANTIOCH UNIFIED SCHOOL DISTRICT	9			1

COUNTY/NAME OF SCHOOL DISTRICT	CLAD Permit	Bilingual Authorization Permit	Bilingual Authorization Waiver	CCSD Waiver
JOHN SWETT UNIFIED SCHOOL DISTRICT	1			1
LEADERSHIP PUBLIC SCHOOLS: RICHMOND	2			
LIBERTY UNION HIGH SCHOOL DISTRICT	5			4
MT. DIABLO UNIFIED SCHOOL DISTRICT	16	2		1
PITTSBURG UNIFIED SCHOOL DISTRICT	6			1
SAN RAMON VALLEY UNIFIED SCHOOL DISTRICT	9			
WALNUT CREEK ELEMENTARY	6			
WEST CONTRA COSTA UNIFIED SCHOOL DISTRICT	30	7		7
DEL NORTE				2
DEL NORTE COUNTY OFFICE OF EDUCATION				2
EL DORADO	3			
ASPIRE ALEXANDER TWILIGHT SECONDARY ACADEMY	1			
EL DORADO COUNTY OFFICE OF EDUCATION	1			
LAKE TAHOE UNIFIED SCHOOL DISTRICT	1			
FRESNO	40		2	25
CENTRAL UNIFIED SCHOOL DISTRICT	3			
CLAY JOINT ELEMENTARY SCHOOL DISTRICT	1			
CLOVIS UNIFIED SCHOOL DISTRICT	8			4
COALINGA/HURON JOINT UNIFIED SCHOOL DISTRICT				2
CRESCENT VIEW CHARTER HIGH SCHOOL	1			
FIREBAUGH-LAS DELTAS UNIFIED SCHOOL DISTRICT				3
FRESNO COUNTY OFFICE OF EDUCATION	1			1
FRESNO UNIFIED SCHOOL DISTRICT	14			8
KINGS CANYON JOINT UNIFIED SCHOOL DISTRICT	1			
KINGSBURG ELEMENTARY CHARTER SCHOOL DISTRICT	3			
LATON JOINT UNIFIED SCHOOL DISTRICT			2	3
MENDOTA UNIFIED SCHOOL DISTRICT	1			
SANGER UNIFIED SCHOOL DISTRICT	4			
SELMA UNIFIED SCHOOL DISTRICT	1			
VALLEY ROP				4
WASHINGTON UNIFIED SCHOOL DISTRICT	1			
WESTSIDE ELEMENTARY	1			
GLENN	3			
HAMILTON UNIFIED	2			
WILLOWS UNIFIED SCHOOL DISTRICT	1			
HUMBOLDT	7			
EUREKA CITY UNIFIED SCHOOL DISTRICT	3			
MATTOLE VALLEY CHARTER SCHOOL	2			
MATTOLE VALLEY CHARTER SCHOOL (#159)	2			
IMPERIAL	5	1	13	12
BRAWLEY ELEMENTARY SCHOOL DISTRICT				2
BRAWLEY UNION HIGH SCHOOL DISTRICT				1
CALEXICO UNIFIED SCHOOL DISTRICT	1			1
CALIPATRIA UNIFIED SCHOOL DISTRICT	1			2

COUNTY/NAME OF SCHOOL DISTRICT	CLAD Permit	Bilingual Authorization Permit	Bilingual Authorization Waiver	CCSD Waiver
CENTRAL UNION HIGH SCHOOL DISTRICT				2
EL CENTRO ELEMENTARY SCHOOL DISTRICT	2		2	
HOLTVILLE UNIFIED SCHOOL DISTRICT		1		
IMAGINE SCHOOLS AT IMPERIAL VALLEY			11	
IMPERIAL VALLEY ROP				3
SAN PASQUAL VALLEY UNIFIED SCHOOL DISTRICT	1			1
INYO	1			
BISHOP UNIFIED SCHOOL DISTRICT	1			
KERN	36	1		7
BAKERSFIELD CITY ELEMENTARY SCHOOL DISTRICT	4			
EL TEJON UNIFIED SCHOOL DISTRICT	1			
FRUITVALE ELEMENTARY SCHOOL DISTRICT	3			
GREENFIELD UNION SCHOOL DISTRICT	3			
KERN COUNTY OFFICE OF EDUCATION	1	1		
KERN UNION HIGH SCHOOL DISTRICT	14			4
MOJAVE UNIFIED SCHOOL DISTRICT	1			
NORRIS ELEMENTARY SCHOOL DISTRICT	2			
RICHLAND SCHOOL DISTRICT	1			
SIERRA SANDS UNIFIED SCHOOL DISTRICT	1			
SOUTHERN KERN UNIFIED SCHOOL DISTRICT	4			3
TEHACHAPI UNIFIED SCHOOL DISTRICT	1			
KINGS	21		1	
CENTRAL UNION ELEMENTARY SCHOOL DISTRICT	1			
CORCORAN JOINT UNIFIED SCHOOL DISTRICT	2			
HANFORD ELEMENTARY SCHOOL DISTRICT	5		1	
HANFORD JOINT UNION HIGH SCHOOL DISTRICT	3			
KINGS COUNTY OFFICE OF EDUCATION	4			
LEMOORE UNION ELEMENTARY SCHOOL DISTRICT	2			
LEMOORE UNION HIGH SCHOOL DISTRICT	2			
REEF-SUNSET UNIFIED SCHOOL DISTRICT	2			
LAKE	8			
KELSEYVILLE UNIFIED	2			
KONOCTI UNIFIED SCHOOL DISTRICT	4			
LAKE COUNTY OFFICE OF EDUCATION	1			
LAKEPORT UNIFIED SCHOOL DISTRICT	1			
LASSEN	1			
FORT SAGE UNIFIED	1			
LOS ANGELES	298	31	4	13
ACTON-AGUA DULCE UNIFIED SCHOOL DISTRICT	1			
ANTELOPE VALLEY UNION HIGH SCHOOL DISTRICT	1			
APPLE ACADEMY CHARTER PUBLIC	1			
ARCADIA UNIFIED SCHOOL DISTRICT	2			
ASPIRE OLLIN UNIVERSITY PREP ACADEMY	1			
ASPIRE PACIFIC ACADEMY	1			

COUNTY/NAME OF SCHOOL DISTRICT	CLAD Permit	Bilingual Authorization Permit	Bilingual Authorization Waiver	CCSD Waiver
AZUSA UNIFIED SCHOOL DISTRICT	2			
BASSETT UNIFIED SCHOOL DISTRICT	1			
BELLFLOWER UNIFIED SCHOOL DISTRICT	4			
BIRMINGHAM COMMUNITY CHARTER HIGH	4			
BONITA UNIFIED SCHOOL DISTRICT	2			
BURBANK UNIFIED SCHOOL DISTRICT	7			
CAMINO NUEVO CHARTER ACADEMY	2	1		
CAMINO NUEVO CHARTER ACADEMY NO. 4	1		3	
CELERITY NASCENT CHARTER SCHOOL	1			
CENTINELA VALLEY UNION HIGH SCHOOL DISTRICT	9			
CITIZENS OF THE WORLD 2	3			
CITY LANGUAGE IMMERSION CHARTER			1	
CLAREMONT UNIFIED SCHOOL DISTRICT	2			
COLLEGIATE CHARTER HIGH SCHOOL OF LOS ANGELES	1			
COMPTON UNIFIED SCHOOL DISTRICT	2			2
CULVER CITY UNIFIED SCHOOL DISTRICT	6	1		
DESERT SANDS CHARTER	2			
DESERT SANDS CHARTER HIGH SCHOOL	1			
EL MONTE CITY SCHOOL DISTRICT	3			
EL RANCHO UNIFIED SCHOOL DISTRICT	2			
ENDEAVOR COLLEGE PREPARATORY CHARTER	2			
EQUITAS ACADEMY CHARTER	6			
EQUITAS ACADEMY CHARTER II	4			
FAMILY FIRST CHARTER	1			
GLENDALE UNIFIED	6	2		1
GLENDORA UNIFIED SCHOOL DISTRICT	2			
GOETHE INTERNATIONAL CHARTER		1		
GRANADA HILLS HIGH SCHOOL	2			
GREEN DOT PUBLIC CHARTER	9			
HACIENDA LA PUENTE UNIFIED SCHOOL DISTRICT	2	1		
HAWTHORNE SCHOOL DISTRICT	1			
INGLEWOOD UNIFIED SCHOOL DISTRICT	3			
JAMES JORDAN MIDDLE	1			
KEPPEL UNION ELEMENTARY SCHOOL DISTRICT	1			
KIPP ACADEMY OF INNOVATION	3			
KIPP ACADEMY OF OPPORTUNITY	1			
KIPP COMIENZA COMMUNITY PREP	2			
KIPP IGNITE ACADEMY	3			
KIPP ILUMINAR ACADEMY	3			
KIPP PHILOSOPHERS ACADEMY	1			
KIPP PROMESA PREP	2			
KIPP SCHOLAR ACADEMY	3			
KIPP SOL ACADEMY	8			
KIPP VIDA PREPARATORY ACADEMY	4			

COUNTY/NAME OF SCHOOL DISTRICT	CLAD Permit	Bilingual Authorization Permit	Bilingual Authorization Waiver	CCSD Waiver
LANCASTER ELEMENTARY SCHOOL DISTRICT	4			
LARCHMONT CHARTER	3			
LAS VIRGENES UNIFIED SCHOOL DISTRICT		1		
LIBERTAS COLLEGE PREPARATORY CHARTER	4			
LONG BEACH UNIFIED SCHOOL DISTRICT	10			1
LOS ANGELES COUNTY OFFICE OF EDUCATION	2	1		
LOS ANGELES UNIFIED SCHOOL DISTRICT	65	17		9
LOS FELIZ CHARTER SCHOOL FOR THE ARTS	1			
LYNWOOD UNIFIED SCHOOL DISTRICT	2			
MAGNOLIA SCIENCE ACADEMY	1			
MAGNOLIA SCIENCE ACADEMY 2	1			
MAGNOLIA SCIENCE ACADEMY 3	1			
MAGNOLIA SCIENCE ACADEMY 4	1			
MONTEBELLO UNIFIED SCHOOL DISTRICT	1			
NEWHALL ELEMENTARY SCHOOL DISTRICT	1			
NORWALK-LA MIRADA UNIFIED SCHOOL DISTRICT	1			
PALISADES CHARTER HIGH SCHOOL	1			
PALMDALE ELEMENTARY SCHOOL DISTRICT	2	2		
PARA LOS NINOS	1			
PARAMOUNT UNIFIED SCHOOL DISTRICT	5			
PASADENA UNIFIED SCHOOL DISTRICT	11	3		
POMONA UNIFIED SCHOOL DISTRICT	1	1		
PREPA TEC - LOS ANGELES	2			
PUBLIC POLICY CHARTER	1			
PUC EARLY COLLEGE ACADEMY FOR LEADERS AND SCHOLARS (ECA)	2			
PUC EXCEL CHARTER ACADEMY	1			
PUC INSPIRE CHARTER ACADEMY	1			
PUC LAKEVIEW CHARTER HIGH	1			
PUC NUEVA ESPERANZA CHARTER ACADEMY	1			
PUC SANTA ROSA CHARTER ACADEMY	1			
PUC TRIUMPH ACADEMY	2			
PUC TRIUMPH CHARTER ACADEMY AND PUC TRIUMPH CHARTER H	3			
REDONDO BEACH UNIFIED SCHOOL DISTRICT	4			
RESOLUTE ACADEMY CHARTER	1			
SAN MARINO UNIFIED SCHOOL DISTRICT	1			
SANTA MONICA-MALIBU UNIFIED SCHOOL DISTRICT	2			
SOLEDAD ENRICHMENT ACTION CHARTER SCHOOL	1			
TEMPLE CITY UNIFIED SCHOOL DISTRICT	1			
TOBINWORLD*	4			
TORRANCE UNIFIED SCHOOL DISTRICT	3			
TRIUMPH CHARTER HIGH	1			
USC HYBRID HIGH	1			
VALLEY CHARTER MIDDLE	2			
WATTS LEARNING CENTER (CHARTER)	2			

COUNTY/NAME OF SCHOOL DISTRICT	CLAD Permit	Bilingual Authorization Permit	Bilingual Authorization Waiver	CCSD Waiver
WHITTIER CITY SCHOOL DISTRICT	2			
WILLIAM S. HART UNION HIGH SCHOOL DISTRICT	5			
WILSONA SCHOOL DISTRICT	1			
WISDOM ACADEMY FOR YOUNG SCIENTISTS	1			
MADERA	3			
MADERA UNIFIED SCHOOL DISTRICT	2			
YOSEMITE UNIFIED SCHOOL DISTRICT	1			
MARIN	4			
ROSS VALLEY SCHOOL DISTRICT	2			
SAN RAFAEL CITY ELEMENTARY SCHOOL DISTRICT	1			
SAUSALITO ELEMENTARY	1			
MARIPOSA	1			
MARIPOSA COUNTY UNIFIED SCHOOL DISTRICT	1			
MENDOCINO	9			1
FORT BRAGG UNIFIED SCHOOL DISTRICT	2			
LAYTONVILLE UNIFIED SCHOOL DISTRICT				1
POTTER VALLEY COMMUNITY UNIFIED	1			
UKIAH UNIFIED SCHOOL DISTRICT	2			
WILLITS UNIFIED SCHOOL DISTRICT	4			
MERCED	15			
ATWATER ELEMENTARY SCHOOL DISTRICT	1			
DELHI UNIFIED SCHOOL DISTRICT	1			
DOS PALOS ORO-LOMA JOINT UNIFIED SCHOOL DISTRICT	1			
HILMAR UNIFIED SCHOOL DISTRICT	2			
LOS BANOS UNIFIED SCHOOL DISTRICT	2			
MERCED CITY ELEMENTARY SCHOOL DISTRICT	3			
MERCED UNION HIGH SCHOOL DISTRICT	3			
PLANADA ELEMENTARY SCHOOL DISTRICT SCHOOL DISTRICT	1			
WINTON ELEMENTARY SCHOOL DISTRICT	1			
MODOC	1			
MODOC JOINT UNIFIED SCHOOL DISTRICT	1			
MONO	2			
EASTERN SIERRA UNIFIED	1			
MAMMOTH UNIFIED	1			
MONTEREY	42	2		7
ALISAL UNION ELEMENTARY SCHOOL DISTRICT	2			
GONZALES UNIFIED SCHOOL DISTRICT	1			1
GREENFIELD UNION ELEMENTARY	8			
KING CITY UNION ELEMENTARY SCHOOL DISTRICT	1			
MONTEREY COUNTY OFFICE OF EDUCATION	4			
MONTEREY PENINSULA UNIFIED SCHOOL DISTRICT	9			4
SALINAS CITY ELEMENTARY	3	2		
SALINAS UNION HIGH SCHOOL DISTRICT	6			2
SANTA RITA UNION ELEMENTARY SCHOOL DISTRICT	1			

COUNTY/NAME OF SCHOOL DISTRICT	CLAD Permit	Bilingual Authorization Permit	Bilingual Authorization Waiver	CCSD Waiver
SOLEDAD UNIFIED SCHOOL DISTRICT	5			
SOUTH MONTEREY COUNTY JOINT UNION HIGH	1			
SPRECKELS UNION	1			
NAPA	4	1		3
NAPA COUNTY OFFICE OF EDUCATION	1			3
NAPA VALLEY UNIFIED SCHOOL DISTRICT	3	1		
ORANGE	47	1		14
ANAHEIM UNION HIGH SCHOOL DISTRICT	2			1
BUENA PARK ELEMENTARY SCHOOL DISTRICT	1			
CAPISTRANO UNIFIED SCHOOL DISTRICT	1	1		
FOUNTAIN VALLEY ELEMENTARY SCHOOL DISTRICT	1			
FULLERTON ELEMENTARY SCHOOL DISTRICT	2			
GARDEN GROVE UNIFIED SCHOOL DISTRICT	9			
HUNTINGTON BEACH CITY ELEMENTARY SCHOOL DISTRICT	1			
IRVINE UNIFIED SCHOOL DISTRICT	13			
NEWPORT-MESA UNIFIED SCHOOL DISTRICT	5			1
ORANGE UNIFIED SCHOOL DISTRICT	3			12
PLACENTIA-YORBA LINDA UNIFIED SCHOOL DISTRICT	1			
SADDLEBACK VALLEY UNIFIED SCHOOL DISTRICT	1			
SANTA ANA UNIFIED SCHOOL DISTRICT	1			
TUSTIN UNIFIED SCHOOL DISTRICT	6			
PLACER	24			1
EUREKA UNION ELEMENTARY SCHOOL DISTRICT	1			
LOOMIS UNION ELEMENTARY SCHOOL DISTRICT	2			
PLACER COUNTY OFFICE OF EDUCATION				1
ROCKLIN UNIFIED SCHOOL DISTRICT	4			
ROSEVILLE CITY ELEMENTARY SCHOOL DISTRICT	1			
TAHOE-TRUCKEE UNIFIED SCHOOL DISTRICT	14			
WESTERN PLACER UNIFIED SCHOOL DISTRICT	1			
WESTERN SIERRA COLLEGIATE ACADEMY	1			
RIVERSIDE	105	4	3	17
ALVORD UNIFIED SCHOOL DISTRICT	2			
BEAUMONT UNIFIED SCHOOL DISTRICT		1		
COACHELLA VALLEY UNIFIED	1			
CORONA-NORCO UNIFIED SCHOOL DISTRICT	5	1		
DESERT SANDS UNIFIED SCHOOL DISTRICT	23			
HEMET UNIFIED SCHOOL DISTRICT	7			
IMAGINE SCHOOLS, RIVERSIDE COUNTY		1	3	
JURUPA UNIFIED SCHOOL DISTRICT		1		
LAKE ELSINORE UNIFIED SCHOOL DISTRICT	2			
MENIFEE UNION SCHOOL DISTRICT	3			
MORENO VALLEY UNIFIED SCHOOL DISTRICT	2			
MURRIETA VALLEY UNIFIED SCHOOL DISTRICT	1			
NUVIEW UNION SCHOOL DISTRICT	2			

COUNTY/NAME OF SCHOOL DISTRICT	CLAD Permit	Bilingual Authorization Permit	Bilingual Authorization Waiver	CCSD Waiver
PALM SPRINGS UNIFIED SCHOOL DISTRICT	27			3
PALO VERDE UNIFIED SCHOOL DISTRICT	4			
RIVER SPRINGS CHARTER	1			
RIVERSIDE COUNTY OFFICE OF EDUCATION				13
RIVERSIDE UNIFIED SCHOOL DISTRICT	9			1
SAN JACINTO UNIFIED SCHOOL DISTRICT	5			
TEMECULA VALLEY UNIFIED SCHOOL DISTRICT	9			
VAL VERDE UNIFIED SCHOOL DISTRICT	2			
SACRAMENTO	51	1		9
ASPIRE ALEXANDER TWILIGHT SECONDARY ACADEMY	1			
ELK GROVE UNIFIED SCHOOL DISTRICT	11			
FOLSOM-CORDOVA UNIFIED SCHOOL DISTRICT	8			1
FORTUNE	2			
NATOMAS UNIFIED SCHOOL DISTRICT	5			3
ROBLA ELEMENTARY	1			
SACRAMENTO CITY UNIFIED SCHOOL DISTRICT	9			2
SACRAMENTO COUNTY OFFICE OF EDUCATION	1			
SAN JUAN UNIFIED SCHOOL DISTRICT	7	1		
TWIN RIVERS UNIFIED SCHOOL DISTRICT	6			3
SAN BENITO	1			
SAN BENITO HIGH SCHOOL DISTRICT	1			
SAN BERNARDINO	74	2		50
ACADEMY FOR ACADEMIC EXCELLENCE (CHARTER)	1			
ADELANTO ELEMENTARY SCHOOL DISTRICT		1		
ALTA VISTA SOUTH PUBLIC CHARTER	1			
APPLE VALLEY UNIFIED SCHOOL DISTRICT				5
BALDY VIEW ROP				15
BARSTOW UNIFIED SCHOOL DISTRICT	7			4
BEAR VALLEY UNIFIED SCHOOL DISTRICT	1			
CENTRAL ELEMENTARY	3			
CHINO VALLEY UNIFIED SCHOOL DISTRICT	1			
COLTON JOINT UNIFIED SCHOOL DISTRICT				2
COLTON-REDLANDS-YUCAIPA ROP				12
ETIWANDA ELEMENTARY SCHOOL DISTRICT	3			
FONTANA UNIFIED SCHOOL DISTRICT		1		4
HELENDALE SCHOOL DISTRICT	1			
HESPERIA UNIFIED SCHOOL DISTRICT	10			2
MORONGO UNIFIED SCHOOL DISTRICT	6			
NEEDLES UNIFIED SCHOOL DISTRICT	1			
ORO GRANDE ELEMENTARY SCHOOL DISTRICT	6			
REDLANDS UNIFIED SCHOOL DISTRICT	3			
RIALTO UNIFIED SCHOOL DISTRICT	1			7
RIM OF THE WORLD UNIFIED SCHOOL DISTRICT	2			
SAN BERNARDINO CITY UNIFIED SCHOOL DISTRICT	1			

COUNTY/NAME OF SCHOOL DISTRICT	CLAD Permit	Bilingual Authorization Permit	Bilingual Authorization Waiver	CCSD Waiver
SILVER VALLEY UNIFIED SCHOOL DISTRICT	17			1
SNOWLINE JOINT UNIFIED SCHOOL DISTRICT	2			
UPLAND UNIFIED SCHOOL DISTRICT	2			
VICTOR ELEMENTARY SCHOOL DISTRICT	3			
VICTOR VALLEY UNION HIGH SCHOOL DISTRICT	1			
YUCAIPA-CALIMESA JOINT UNIFIED	1			
SAN DIEGO	166	10	3	58
BORREGO SPRINGS UNIFIED SCHOOL DISTRICT	3			
CAJON VALLEY UNION ELEMENTARY SCHOOL DISTRICT	8			
CARDIFF ELEMENTARY	1			
CARLSBAD UNIFIED SCHOOL DISTRICT	5			
CHULA VISTA ELEMENTARY SCHOOL DISTRICT	10	5		
CORONADO UNIFIED SCHOOL DISTRICT	1			
DARNALL E. CHARTER SCHOOL (CHARTER)	1			
DEL MAR UNION SCHOOL DISTRICT	2			
DIEGO HILLS CHARTER	2			
ESCONDIDO UNION ELEMENTARY SCHOOL DISTRICT	4			
ESCONDIDO UNION HIGH SCHOOL DISTRICT	2			1
GOMPERS PREPARATORY ACADEMY	1			
GROSSMONT UNION HIGH SCHOOL DISTRICT	4			5
HIGH TECH ELEMENTARY CHULA VISTA	1			
HIGH TECH ELEMENTARY NORTH COUNTY	1			
HIGH TECH HIGH CHARTER SCHOOL	1			
HIGH TECH HIGH CHULA VISTA	1			
LA MESA-SPRING VALLEY SCHOOL DISTRICT	1			
LEMON GROVE ELEMENTARY SCHOOL DISTRICT	1			
MAGNOLIA SCIENCE ACADEMY SAN DIEGO	1			
MOUNTAIN EMPIRE UNIFIED SCHOOL DISTRICT	2			
OCEANSIDE UNIFIED SCHOOL DISTRICT	12			
POWAY UNIFIED SCHOOL DISTRICT	5			
RAMONA UNIFIED SCHOOL DISTRICT	1			2
RANCHO SANTA FE ELEMENTARY SCHOOL DISTRICT	3			
SAN DIEGO CITY UNIFIED SCHOOL DISTRICT	50	3	1	28
SAN DIEGUITO UNION HIGH SCHOOL DISTRICT	2			
SAN MARCOS UNIFIED SCHOOL DISTRICT	8			1
SAN YSIDRO ELEMENTARY SCHOOL DISTRICT	2			
SANTEE ELEMENTARY SCHOOL DISTRICT	2			
SIATECH	1			
SOLANA BEACH ELEMENTARY SCHOOL DISTRICT	1			
SOUTH BAY UNION SCHOOL DISTRICT	4			
SWEETWATER UNION HIGH SCHOOL DISTRICT	6	1	2	18
VALLECITOS	1			
VALLEY CENTER-PAUMA UNIFIED SCHOOL DISTRICT	3	1		3
VISTA UNIFIED SCHOOL DISTRICT	12			

COUNTY/NAME OF SCHOOL DISTRICT	CLAD Permit	Bilingual Authorization Permit	Bilingual Authorization Waiver	CCSD Waiver
SAN FRANCISCO	61	12	22	19
KIPP BAYVIEW ACADEMY	1			
KIPP SAN FRANCISCO BAY ACADEMY	2			
KIPP SAN FRANCISCO COLLEGE PREPARATORY	2			
SAN FRANCISCO UNIFIED SCHOOL DISTRICT	56	12	22	19
SAN JOAQUIN	17			6
ASPIRE PUBLIC SCHOOLS	1			
LINCOLN UNIFIED SCHOOL DISTRICT	5			
LODI UNIFIED SCHOOL DISTRICT	1			2
MANTECA UNIFIED SCHOOL DISTRICT	5			
SAN JOAQUIN COUNTY OFFICE OF EDUCATION	1			3
STOCKTON UNIFIED SCHOOL DISTRICT	3			
TRACY JOINT UNIFIED SCHOOL DISTRICT	1			1
SAN LUIS OBISPO	8	1		
LUCIA MAR UNIFIED	2			
SAN LUIS COASTAL UNIFIED SCHOOL DISTRICT	3	1		
SAN LUIS OBISPO COUNTY OFFICE OF EDUCATION	3			
SAN MATEO	52	7		
ASPIRE EAST PALO ALTO CHARTER	1			
BAYSHORE ELEMENTARY	1			
BELMONT-REDWOOD SHORES SCHOOL DISTRICT	2			
CABRILLO UNIFIED SCHOOL DISTRICT	3	1		
JEFFERSON ELEMENTARY SCHOOL DISTRICT	1			
JEFFERSON UNION HIGH SCHOOL DISTRICT	1			
KIPP EXCELENCIA COMMUNITY PREPARATORY	3			
MENLO PARK CITY ELEMENTARY SCHOOL DISTRICT	1	2		
MILLBRAE ELEMENTARY SCHOOL DISTRICT	1			
PACIFICA SCHOOL DISTRICT	3			
RAVENSWOOD CITY ELEMENTARY SCHOOL DISTRICT	1			
REDWOOD CITY ELEMENTARY SCHOOL DISTRICT	3	3		
SAN BRUNO PARK SCHOOL DISTRICT	4			
SAN CARLOS ELEMENTARY SCHOOL DISTRICT	3			
SAN MATEO COUNTY OFFICE OF EDUCATION	6			
SAN MATEO UNION HIGH SCHOOL DISTRICT	3			
SAN MATEO-FOSTER CITY SCHOOL DISTRICT	8	1		
SEQUOIA UNION HIGH SCHOOL DISTRICT	4			
SOUTH SAN FRANCISCO UNIFIED SCHOOL DISTRICT	3			
SANTA BARBARA	35			
BUELLTON UNION ELEMENTARY SCHOOL DISTRICT	1			
GOLETA UNION ELEMENTARY SCHOOL DISTRICT	1			
LOMPOC UNIFIED SCHOOL DISTRICT	7			
ORCUTT UNION ELEMENTARY SCHOOL DISTRICT	4			
SANTA BARBARA UNIFIED	11			
SANTA MARIA JOINT UNION HIGH SCHOOL DISTRICT	2			

COUNTY/NAME OF SCHOOL DISTRICT	CLAD Permit	Bilingual Authorization Permit	Bilingual Authorization Waiver	CCSD Waiver
SANTA MARIA-BONITA SCHOOL DISTRICT	4			
SANTA YNEZ VALLEY UNION HIGH SCHOOL DISTRICT	1			
SOLVANG ELEMENTARY SCHOOL DISTRICT	3			
VISTA DEL MAR UNION SCHOOL DISTRICT	1			
SANTA CLARA	108	4	1	
ALUM ROCK UNION ELEMENTARY SCHOOL DISTRICT	1		1	
BERRYESSA UNION SCHOOL DISTRICT	1			
BULLIS CHARTER	2			
CAMBRIAN ELEMENTARY SCHOOL DISTRICT	2			
CAMPBELL UNION ELEMENTARY SCHOOL DISTRICT	2			
CAMPBELL UNION HIGH SCHOOL DISTRICT	2			
CUPERTINO UNION SCHOOL DISTRICT	6	1		
DISCOVERY CHARTER II	1			
DISCOVERY CHARTER SCHOOL	2			
EAST SIDE UNION HIGH SCHOOL DISTRICT	1			
FRANKLIN-MCKINLEY ELEMENTARY SCHOOL DISTRICT	6			
FREMONT UNION HIGH SCHOOL DISTRICT	3			
GILROY UNIFIED SCHOOL DISTRICT	1			
KIPP HEARTWOOD ACADEMY	1			
KIPP PRIZE PREPARATORY ACADEMY	2			
KIPP SAN JOSE COLLEGIATE	1			
LEADERSHIP PUBLIC SCHOOLS SAN JOSE	2			
LOS GATOS UNION ELEMENTARY SCHOOL DISTRICT	1			
MORGAN HILL UNIFIED SCHOOL DISTRICT	1	1		
MOUNTAIN VIEW-LOS ALTOS UNION HIGH SCHOOL DISTRICT	2			
MOUNTAIN VIEW-WHISMAN ELEMENTARY SCHOOL DISTRICT	2			
MT. PLEASANT SCHOOL DISTRICT	2			
OAK GROVE ELEMENTARY SCHOOL DISTRICT	3			
PALO ALTO UNIFIED	5			
ROCKETSHIP DISCOVERY PREP	1			
ROCKETSHIP MOSAIC ELEMENTARY	1			
SAN JOSE UNIFIED SCHOOL DISTRICT	12	2		
SANTA CLARA COUNTY OFFICE OF EDUCATION	23			
SANTA CLARA UNIFIED SCHOOL DISTRICT	10			
SPARK CHARTER	1			
SUMMIT PUBLIC SCHOOL: TAHOMA	1			
SUMMIT PUBLIC SCHOOL: DENALI	6			
SUNNYVALE ELEMENTARY	1			
SANTA CRUZ	8			
PACIFIC COLLEGIATE SCHOOL (CHARTER)	2			
PAJARO VALLEY UNIFIED SCHOOL DISTRICT	3			
SCOTTS VALLEY UNIFIED SCHOOL DISTRICT	1			
SOQUEL UNION ELEMENTARY SCHOOL DISTRICT	2			
SHASTA	11			

COUNTY/NAME OF SCHOOL DISTRICT	CLAD Permit	Bilingual Authorization Permit	Bilingual Authorization Waiver	CCSD Waiver
CASCADE UNION ELEMENTARY SCHOOL DISTRICT	1			
COTTONWOOD UNION ELEMENTARY	1			
ENTERPRISE ELEMENTARY SCHOOL DISTRICT	4			
GATEWAY UNIFIED SCHOOL DISTRICT	1			
PACHECO UNION ELEMENTARY SCHOOL DISTRICT	1			
REDDING ELEMENTARY SCHOOL DISTRICT	1			
REDDING SCHOOL OF THE ARTS (CHARTER)	1			
WHITMORE UNION ELEMENTARY	1			
SISKIYOU	7			
BUTTEVILLE UNION ELEMENTARY	1			
SISKIYOU COUNTY OFFICE OF EDUCATION	5			
SISKIYOU UNION HIGH	1			
SOLANO	43		2	2
BENICIA UNIFIED SCHOOL DISTRICT	3			
DIXON UNIFIED SCHOOL DISTRICT	1			
FAIRFIELD-SUISUN UNIFIED SCHOOL DISTRICT	27			
MARE ISLAND TECHNOLOGY ACADEMY (CHARTER)	1			
TRAVIS UNIFIED SCHOOL DISTRICT	2			
VACAVILLE UNIFIED SCHOOL DISTRICT	1		2	
VALLEJO CITY UNIFIED SCHOOL DISTRICT	8			2
SONOMA	27	1		
CLOVERDALE UNIFIED	2			
COTATI-ROHNERT PARK UNIFIED SCHOOL DISTRICT	3			
FORT ROSS ELEMENTARY SCHOOL DISTRICT	1			
PETALUMA JOINT UNION HIGH SCHOOL DISTRICT	2			
ROSELAND EXCELERATED MIDDLE SCHOOL(CHARTER)	1			
SANTA ROSA HIGH SCHOOL DISTRICT, CITY OF	7			
SONOMA VALLEY UNIFIED SCHOOL DISTRICT	5	1		
WEST SONOMA COUNTY UNION HIGH SCHOOL DISTRICT	1			
WINDSOR UNIFIED SCHOOL DISTRICT	5			
STANISLAUS	23	2		2
CERES UNIFIED SCHOOL DISTRICT	3			
CHATOM UNION ELEMENTARY SCHOOL DISTRICT	2			
DENAIR UNIFIED SCHOOL DISTRICT	1			
HART-RANSOM UNION ELEMENTARY SCHOOL DISTRICT	1			
HICKMAN CHARTER SCHOOL	1			
MODESTO CITY ELEMENTARY SCHOOL DISTRICT	2			
MODESTO CITY HIGH SCHOOL DISTRICT				2
NEWMAN-CROWS LANDING UNIFIED SCHOOL DISTRICT	2			
PATTERSON JOINT UNIFIED SCHOOL DISTRICT	1	1		
RIVERBANK UNIFIED SCHOOL DISTRICT		1		
STANISLAUS COUNTY OFFICE OF EDUCATION	4			
STANISLAUS UNION ELEMENTARY SCHOOL DISTRICT	2			
SYLVAN UNION SCHOOL DISTRICT	2			

COUNTY/NAME OF SCHOOL DISTRICT	CLAD Permit	Bilingual Authorization Permit	Bilingual Authorization Waiver	CCSD Waiver
TURLOCK UNIFIED SCHOOL DISTRICT	2			
SUTTER	1			
YUBA CITY UNIFIED SCHOOL DISTRICT	1			
TEHAMA	3			1
RED BLUFF JOINT UNION HIGH SCHOOL DISTRICT				1
RED BLUFF UNION ELEMENTARY SCHOOL DISTRICT	2			
RICHFIELD ELEMENTARY	1			
TULARE	20		3	8
CUTLER-OROSI UNIFIED SCHOOL DISTRICT	1			
DINUBA UNIFIED SCHOOL DISTRICT	2			
EARLIMART ELEMENTARY SCHOOL DISTRICT	1			
FARMERSVILLE UNIFIED SCHOOL DISTRICT				1
LINDSAY UNIFIED SCHOOL DISTRICT	2		1	
PIXLEY UNION ELEMENTARY SCHOOL DISTRICT	1			
PORTERVILLE UNIFIED SCHOOL DISTRICT	3		2	2
STONE CORRAL ELEMENTARY SCHOOL DISTRICT	1			
STRATHMORE UNION ELEMENTARY SCHOOL DISTRICT	1			
TULARE CITY ELEMENTARY SCHOOL DISTRICT	1			
TULARE COUNTY OFFICE OF EDUCATION	1			1
TULARE JOINT UNION HIGH SCHOOL DISTRICT	2			
VISALIA UNIFIED SCHOOL DISTRICT	3			4
WOODVILLE ELEMENTARY SCHOOL DISTRICT	1			
VENTURA	36	4		3
CONEJO VALLEY UNIFIED SCHOOL DISTRICT	5			
HUENEME SCHOOL DISTRICT	5			
OCEAN VIEW ELEMENTARY SCHOOL DISTRICT		1		
OJAI UNIFIED SCHOOL DISTRICT	1			
OXNARD ELEMENTARY SCHOOL DISTRICT	5			
OXNARD UNION HIGH SCHOOL DISTRICT	1			2
PLEASANT VALLEY SCHOOL DISTRICT	5			
RIO ELEMENTARY SCHOOL DISTRICT	1	1		
SANTA PAULA UNIFIED SCHOOL DISTRICT	5			
SIMI VALLEY UNIFIED SCHOOL DISTRICT	2			
UNIVERSITY CHARTER MIDDLE SCHOOL AT CSU CHANNEL ISLANDS				
VENTURA UNIFIED SCHOOL DISTRICT	6	2		1
YOLO	9			
DAVIS JOINT UNIFIED SCHOOL DISTRICT	1			
WOODLAND JOINT UNIFIED SCHOOL DISTRICT	8			
YUBA	1			
WHEATLAND ELEMENTARY	1			
Grand Total	1652	109	56	281

TABLE 4D
Certificate of Completion of Staff Development
July 1, 2015 to June 30, 2016

Recommending Agency	Number of Certificates
PLACER COUNTY OFFICE OF EDUCATION	1
RIVERSIDE COUNTY OFFICE OF EDUCATION	1
SAN JOAQUIN COUNTY OFFICE OF EDUCATION	2
UNIVERSITY OF CALIFORNIA, RIVERSIDE	47
VENTURA COUNTY OFFICE OF EDUCATION	6
DIRECT APPLICATIONS	37
Grand Total	94

TABLE 5A
Distribution of Intern Credentials, Permits and Waivers by County
July 1, 2015 to June 30, 2016

County Name	Intern Credentials*		Permits**		Credential Waivers		Total Intern Credentials, Permits, and Waivers	Total Number of FTE Teachers***	% of Teachers on Intern Credentials, Permits, and Waivers
	#	%	#	%	#	%			
ALAMEDA	222	2.0%	396	3.5%	32	0.3%	650	11,163.73	5.8%
AMADOR	4	1.9%	5	2.4%	0	0.0%	9	205.55	4.4%
BUTTE	17	1.5%	13	1.2%	0	0.0%	30	1,102.61	2.7%
CALAVERAS	4	1.6%	12	4.8%	0	0.0%	16	250.32	6.4%
COLUSA	6	2.5%	9	3.7%	0	0.0%	15	240.17	6.3%
CONTRA COSTA	140	1.7%	176	2.2%	18	0.2%	334	8,107.29	4.1%
DEL NORTE	2	1.0%	3	1.5%	0	0.0%	5	204.01	2.5%
EL DORADO	10	0.8%	26	2.1%	0	0.0%	36	1,226.18	2.9%
FRESNO	169	1.8%	340	3.6%	5	0.1%	514	9,362.03	5.5%
GLENN	8	3.3%	0	0.0%	1	0.4%	9	242.41	3.7%
HUMBOLDT	4	1.2%	4	1.2%	0	0.0%	8	347.25	2.3%
IMPERIAL	34	2.1%	99	6.2%	7	0.4%	140	1,584.32	8.8%
INYO	2	16.3%	6	48.8%	1	8.1%	9	12.30	73.2%
KERN	197	2.4%	381	4.6%	36	0.4%	614	8,238.09	7.5%
KINGS	44	3.3%	79	5.9%	1	0.1%	124	1,339.33	9.3%
LAKE	11	2.8%	32	8.2%	0	0.0%	43	390.22	11.0%
LASSEN	7	3.5%	22	11.1%	0	0.0%	29	197.48	14.7%
LOS ANGELES	847	1.2%	846	1.2%	88	0.1%	1781	67,996.02	2.6%
MADERA	30	2.2%	68	5.0%	0	0.0%	98	1,369.63	7.2%
MARIN	12	0.9%	25	1.8%	0	0.0%	37	1,390.00	2.7%
MARIPOSA	1	1.0%	3	2.9%	0	0.0%	4	101.70	3.9%
MENDOCINO	15	2.0%	53	7.2%	2	0.3%	70	737.90	9.5%
MERCED	56	2.3%	148	6.0%	0	0.0%	204	2,469.68	8.3%
MODOC	1	1.5%	7	10.4%	0	0.0%	8	67.50	11.9%
MONO	1	1.0%	3	3.1%	0	0.0%	4	97.51	4.1%
MONTEREY	89	2.6%	171	5.0%	3	0.1%	263	3,433.44	7.7%
NAPA	13	1.5%	17	1.9%	3	0.3%	33	891.21	3.7%

TABLE 5A
Distribution of Intern Credentials, Permits and Waivers by County
July 1, 2015 to June 30, 2016

County Name	Intern Credentials*		Permits**		Credential Waivers		Total Intern Credentials, Permits, and Waivers	Total Number of FTE Teachers***	% of Teachers on Intern Credentials, Permits, and Waivers
	#	%	#	%	#	%			
NEVADA	4	0.9%	12	2.8%	1	0.2%	17	432.00	3.9%
ORANGE	63	0.4%	56	0.3%	1	0.0%	120	17,889.02	0.7%
PLACER	14	0.5%	20	0.7%	0	0.0%	34	2,799.94	1.2%
PLUMAS	3	2.4%	4	3.2%	0	0.0%	7	126.14	5.6%
RIVERSIDE	169	0.9%	206	1.1%	9	0.0%	384	18,309.73	2.1%
SACRAMENTO	122	1.1%	215	1.9%	1	0.0%	338	11,348.71	3.0%
SAN BENITO	12	2.5%	23	4.8%	0	0.0%	35	479.39	7.3%
SAN BERNARDINO	216	1.2%	184	1.0%	5	0.0%	405	17,794.99	2.3%
SAN DIEGO	222	1.0%	453	2.1%	1	0.0%	676	21,953.32	3.1%
SAN FRANCISCO	67	1.9%	220	6.3%	16	0.5%	303	3,472.36	8.7%
SAN JOAQUIN	214	3.3%	242	3.7%	6	0.1%	462	6,465.47	7.2%
SAN LUIS OBISPO	6	0.4%	25	1.6%	0	0.0%	31	1,557.80	2.0%
SAN MATEO	57	1.3%	85	1.9%	2	0.0%	144	4,406.65	3.3%
SANTA BARBARA	5	0.2%	64	2.2%	1	0.0%	70	2,865.06	2.4%
SANTA CLARA	215	1.7%	278	2.2%	10	0.1%	503	12,506.99	4.0%
SANTA CRUZ	23	1.3%	33	1.9%	1	0.1%	57	1,758.65	3.2%
SHASTA	10	0.8%	54	4.3%	0	0.0%	64	1,249.59	5.1%
SIERRA	0	0.0%	2	8.9%	0	0.0%	2	22.37	8.9%
SISKIYOU	6	2.0%	17	5.6%	1	0.3%	24	304.94	7.9%
SOLANO	38	1.3%	107	3.7%	8	0.3%	153	2,880.40	5.3%
SONOMA	40	1.5%	46	1.7%	0	0.0%	86	2,635.88	3.3%
STANISLAUS	86	1.8%	134	2.9%	0	0.0%	220	4,648.76	4.7%
SUTTER	10	1.0%	14	1.4%	0	0.0%	24	1,009.43	2.4%
TEHAMA	6	1.4%	13	3.1%	0	0.0%	19	423.97	4.5%
TRINITY	2	3.5%	1	1.8%	0	0.0%	3	56.53	5.3%
TULARE	149	3.3%	273	6.0%	16	0.3%	438	4,578.13	9.6%
TUOLUMNE	8	4.8%	7	4.2%	0	0.0%	15	167.13	9.0%

TABLE 5A
Distribution of Intern Credentials, Permits and Waivers by County
July 1, 2015 to June 30, 2016

County Name	Intern Credentials*		Permits**		Credential Waivers		Total Intern Credentials, Permits, and Waivers	Total Number of FTE Teachers***	% of Teachers on Intern Credentials, Permits, and Waivers
	#	%	#	%	#	%			
VENTURA	25	0.4%	64	1.1%	5	0.1%	94	5,676.73	1.7%
YOLO	13	0.9%	28	1.9%	1	0.1%	42	1,461.74	2.9%
YUBA	10	1.7%	14	2.4%	0	0.0%	24	595.58	4.0%
State Totals****	3,761	1.4%	5,838	2.1%	282	0.1%	9,881	272,645.28	3.6%

*Intern Credential include University Intern and District Intern credentials. Intern programs may be 1, 2 or 3 years in length.

**Permits include Short-tem Staff Permit, Provisional Internship Permit, and Limited Teaching Assignment Permits.

***Data Source: California Department of Education 2015-16 data.

****Since there are no County Code for Statewide Charter and Statewide Agency, data are not included in this total.

Note - Counties with no Intern Credentials, Permits or Credential Waivers are not included in this table.

TABLE 5B
Distribution of Intern Credentials, Permits, and Waivers by County and School District
July 1, 2015 to June 30, 2016

Name of County	Name of School District/Agency	Intern Credentials*	Permits**	Waivers	Total Intern Credentials, Permits, and Waivers	Total Number of FTE Teachers***	% of Intern Credentials, Permits, and Waivers
ALAMEDA	ACADEMY OF ALAMEDA	1	0	0	1		
ALAMEDA	ACHIEVE ACADEMY	1	2	0	3		
ALAMEDA	ALAMEDA CITY UNIFIED SCHOOL DISTRICT	7	16	0	23	579.50	4.0%
ALAMEDA	ALBANY UNIFIED SCHOOL DISTRICT	2	11	0	13	206.28	6.3%
ALAMEDA	ALTERNATIVES IN ACTION	0	1	0	1		
ALAMEDA	AMERICAN INDIAN PUBLIC CHARTER SCHOOL	0	1	0	1		
ALAMEDA	AMERICAN INDIAN PUBLIC CHARTER SCHOOL II	5	3	0	8		
ALAMEDA	AMERICAN INDIAN PUBLIC HIGH	1	0	0	1		
ALAMEDA	ARISE HIGH	0	1	0	1		
ALAMEDA	ASCEND CHARTER SCHOOL	0	3	0	3		
ALAMEDA	ASPIRE COLLEGE ACADEMY	0	1	0	1		
ALAMEDA	ASPIRE GOLDEN STATE COLLEGE PREP ACADEMY	1	1	0	2		
ALAMEDA	ASPIRE LIONEL WILSON COLLEGE PREP ACADEMY	3	3	0	6		
ALAMEDA	ASPIRE PUBLIC SCHOOLS	4	1	0	5		
ALAMEDA	ASPIRE TRIUMPH TECHNOLOGY ACADEMY	0	1	0	1		
ALAMEDA	BAY AREA SCHOOL OF ENTERPRISE	1	0	0	1		
ALAMEDA	BAY AREA TECHNOLOGY	0	1	0	1		
ALAMEDA	BERKELEY UNIFIED SCHOOL DISTRICT	1	15	0	16	654.14	2.5%
ALAMEDA	CASTLEMONT JUNIOR ACADEMY	1	0	0	1		
ALAMEDA	CASTRO VALLEY UNIFIED SCHOOL DISTRICT	4	1	0	5	423.59	1.2%
ALAMEDA	CHILDRENS LEARNING CENTER	1	0	0	1		
ALAMEDA	COX ACADEMY	1	0	0	1		
ALAMEDA	DOWNTOWN CHARTER ACADEMY BROWN	1	4	0	5		
ALAMEDA	DUBLIN UNIFIED SCHOOL DISTRICT	2	3	0	5	473.96	1.1%
ALAMEDA	EAST BAY INNOVATION ACADEMY	2	1	0	3		
ALAMEDA	EAST OAKLAND LEADERSHIP ACADEMY	0	5	0	5		
ALAMEDA	EDUCATION FOR CHANGE AT COX ELEMENTARY	2	3	0	5		
ALAMEDA	EMERY UNIFIED	0	3	0	3	44.80	6.7%
ALAMEDA	ENVISION ACADEMY FOR ARTS & TECHNOLOGY	4	0	0	4		

TABLE 5B
Distribution of Intern Credentials, Permits, and Waivers by County and School District
July 1, 2015 to June 30, 2016

Name of County	Name of School District/Agency	Intern Credentials*	Permits**	Waivers	Total Intern Credentials, Permits, and Waivers	Total Number of FTE Teachers***	% of Intern Credentials, Permits, and Waivers
ALAMEDA	FREMONT UNIFIED SCHOOL DISTRICT	17	17	0	34	1,588.26	2.1%
ALAMEDA	HAYWARD UNIFIED SCHOOL DISTRICT	10	20	1	31	1,136.60	2.7%
ALAMEDA	KIPP BRIDGE CHARTER	0	1	0	1		
ALAMEDA	LAZEAR CHARTER ACADEMY	3	2	0	5		
ALAMEDA	LEADERSHIP PUBLIC SCHOOL	2	1	0	3		
ALAMEDA	LEADERSHIP PUBLIC SCHOOLS - COLLEGE PARK	1	0	0	1		
ALAMEDA	LIGHTHOUSE COMMUNITY CHARTER HIGH	1	0	0	1		
ALAMEDA	LIVERMORE VALLEY JOINT UNIFIED SCHOOL DISTRICT	7	24	0	31	693.35	4.5%
ALAMEDA	NEW HAVEN UNIFIED SCHOOL DISTRICT	9	14	0	23	548.90	4.2%
ALAMEDA	NEWARK UNIFIED SCHOOL DISTRICT	3	8	0	11	295.04	3.7%
ALAMEDA	OAKLAND UNITY HIGH SCHOOL	3	2	0	5		
ALAMEDA	OAKLAND CHARTER ACADEMY (CHARTER)	1	2	0	3		
ALAMEDA	OAKLAND CHARTER HIGH	0	2	0	2		
ALAMEDA	OAKLAND MILITARY INSTITUTE	1	0	0	1		
ALAMEDA	OAKLAND SCHOOL FOR THE ARTS	1	0	0	1		
ALAMEDA	OAKLAND UNIFIED SCHOOL DISTRICT	90	171	30	291	2,685.24	10.8%
ALAMEDA	OAKLAND UNITY MIDDLE	1	0	0	1		
ALAMEDA	PIEDMONT CITY UNIFIED SCHOOL DISTRICT	0	4	0	4	164.14	2.4%
ALAMEDA	PLEASANTON UNIFIED SCHOOL DISTRICT	4	14	0	18	670.60	2.7%
ALAMEDA	REALM HIGH	0	1	0	1		
ALAMEDA	ROSES IN CONCRETE	0	1	0	1		
ALAMEDA	SAN LEANDRO UNIFIED SCHOOL DISTRICT	6	6	0	12	409.90	2.9%
ALAMEDA	SAN LORENZO UNIFIED SCHOOL DISTRICT	9	12	1	22	589.43	3.7%
ALAMEDA	SENECA CENTER	1	2	0	3		
ALAMEDA	SENECA CENTER - PATHFINDER ACADEMY	1	1	0	2		
ALAMEDA	SENECA JAMES BALDWIN ACADEMY	2	1	0	3		
ALAMEDA	SPECTRUM CENTER	1	0	0	1		
ALAMEDA	SPECTRUM CENTER - MISSION VALLEY CAMPUS	0	1	0	1		
ALAMEDA	URBAN MONTESSORI CHARTER	2	0	0	2		

TABLE 5B
Distribution of Intern Credentials, Permits, and Waivers by County and School District
July 1, 2015 to June 30, 2016

Name of County	Name of School District/Agency	Intern Credentials*	Permits**	Waivers	Total Intern Credentials, Permits, and Waivers	Total Number of FTE Teachers***	% of Intern Credentials, Permits, and Waivers
ALAMEDA	VINCENT ACADEMY	0	1	0	1		
ALAMEDA	YU MING CHARTER	1	7	0	8		
ALAMEDA		222	396	32	650	11,163.73	5.8%
AMADOR	AMADOR COUNTY OFFICE OF EDUCATION	4	0	0	4	36.35	11.0%
AMADOR	AMADOR COUNTY UNIFIED SCHOOL DISTRICT	0	5	0	5	169.20	3.0%
AMADOR		4	5	0	9	205.55	4.4%
BUTTE	BIGGS UNIFIED SCHOOL DISTRICT	1	0	0	1	33.31	3.0%
BUTTE	BUTTE COUNTY OFFICE OF EDUCATION	3	2	0	5	95.42	5.2%
BUTTE	CHICO UNIFIED SCHOOL DISTRICT	3	3	0	6	661.77	0.9%
BUTTE	INSPIRE SCHOOL OF ARTS AND SCIENCES	1	0	0	1		
BUTTE	IPAKANNI EARLY COLLEGE CHARTER	0	1	0	1		
BUTTE	OROVILLE UNION HIGH SCHOOL DISTRICT	3	5	0	8	103.51	7.7%
BUTTE	PARADISE UNIFIED SCHOOL DISTRICT	5	1	0	6	208.60	2.9%
BUTTE	SIERRA SCHOOL OF BUTTE COUNTY	1	1	0	2		
BUTTE		17	13	0	30	1,102.61	2.7%
CALAVERAS	CALAVERAS COUNTY OFFICE OF EDUCATION	0	3	0	3	42.60	7.0%
CALAVERAS	CALAVERAS UNIFIED SCHOOL DISTRICT	2	6	0	8	142.22	5.6%
CALAVERAS	MARK TWAIN UNION ELEMENTARY SCHOOL DISTRICT	1	1	0	2	36.00	5.6%
CALAVERAS	VALLECITO UNION ELEMENTARY SCHOOL DISTRICT	1	2	0	3	29.50	10.2%
CALAVERAS		4	12	0	16	250.32	6.4%
COLUSA	COLUSA COUNTY OFFICE OF EDUCATION	1	2	0	3	22.62	13.3%
COLUSA	COLUSA UNIFIED SCHOOL DISTRICT	0	1	0	1	73.69	1.4%
COLUSA	MAXWELL UNIFIED SCHOOL DISTRICT	1	1	0	2	12.74	15.7%
COLUSA	PIERCE JOINT UNIFIED SCHOOL DISTRICT	2	3	0	5	67.45	7.4%
COLUSA	WILLIAMS UNIFIED SCHOOL DISTRICT	2	2	0	4	63.67	6.3%
COLUSA		6	9	0	15	240.17	6.3%
CONTRA COSTA	A BETTER CHANCE SCHOOL	2	0	0	2		
CONTRA COSTA	ACALANES UNION HIGH SCHOOL DISTRICT	2	0	0	2	274.00	0.7%
CONTRA COSTA	ANTIOCH UNIFIED SCHOOL DISTRICT	10	14	0	24	772.71	3.1%

TABLE 5B
Distribution of Intern Credentials, Permits, and Waivers by County and School District
July 1, 2015 to June 30, 2016

Name of County	Name of School District/Agency	Intern Credentials*	Permits**	Waivers	Total Intern Credentials, Permits, and Waivers	Total Number of FTE Teachers***	% of Intern Credentials, Permits, and Waivers
CONTRA COSTA	BRENTWOOD UNION SCHOOL DISTRICT	2	3	0	5	391.61	1.3%
CONTRA COSTA	BYRON UNION ELEMENTARY SCHOOL DISTRICT	0	1	0	1	98.14	1.0%
CONTRA COSTA	CLAYTON VALLEY CHARTER HIGH	2	1	0	3		
CONTRA COSTA	CONTRA COSTA COUNTY OFFICE OF EDUCATION	9	7	0	16	249.75	6.4%
CONTRA COSTA	EAGLES PEAK MONTESSOURI SCHOOL	1	0	0	1		
CONTRA COSTA	JOHN HENRY HIGH	0	1	0	1		
CONTRA COSTA	JOHN SWETT UNIFIED SCHOOL DISTRICT	2	5	0	7	85.00	8.2%
CONTRA COSTA	KNIGHTSEN ELEMENTARY SCHOOL DISTRICT	1	0	0	1	25.30	4.0%
CONTRA COSTA	LAFAYETTE ELEMENTARY SCHOOL DISTRICT	1	0	0	1	183.36	0.6%
CONTRA COSTA	LEADERSHIP PUBLIC SCHOOLS: RICHMOND	2	1	0	3		
CONTRA COSTA	LIBERTY UNION HIGH SCHOOL DISTRICT	4	2	0	6	360.70	1.7%
CONTRA COSTA	MAKING WAVES ACADEMY	2	0	0	2		
CONTRA COSTA	MANZANITA MIDDLE	2	0	0	2		
CONTRA COSTA	MARTINEZ UNIFIED SCHOOL DISTRICT	3	1	0	4	201.30	2.0%
CONTRA COSTA	MORAGA ELEMENTARY SCHOOL DISTRICT	0	1	0	1	93.50	1.1%
CONTRA COSTA	MT. DIABLO UNIFIED SCHOOL DISTRICT	9	32	0	41	1,503.95	2.7%
CONTRA COSTA	OAKLEY UNION ELEMENTARY SCHOOL DISTRICT	5	12	2	19	216.35	8.8%
CONTRA COSTA	ORINDA UNION ELEMENTARY SCHOOL DISTRICT	1	0	0	1	114.58	0.9%
CONTRA COSTA	PITTSBURG UNIFIED SCHOOL DISTRICT	3	12	3	18	540.75	3.3%
CONTRA COSTA	RICHMOND CHARTER ACADEMY	2	1	0	3		
CONTRA COSTA	RICHMOND CHARTER ELEMENTARY-BENITO JUAREZ	0	1	0	1		
CONTRA COSTA	SAN RAMON VALLEY UNIFIED SCHOOL DISTRICT	9	38	2	49	1,413.80	3.5%
CONTRA COSTA	SENECA CENTER - CATALYST ACADEMY	2	0	0	2		
CONTRA COSTA	SENECA FAMILY OF AGENCIES - OLIVERA SCHOOL	2	1	0	3		
CONTRA COSTA	SPECTRUM CENTER - DELTA	1	0	0	1		
CONTRA COSTA	SPECTRUM CENTER - TARA HILLS	0	1	0	1		
CONTRA COSTA	SUMMIT PUBLIC SCHOOL K2	1	0	0	1		
CONTRA COSTA	THE SPRINGSTONE SCHOOL	1	0	0	1		
CONTRA COSTA	WALNUT CREEK ELEMENTARY	0	3	1	4	165.41	2.4%

TABLE 5B
Distribution of Intern Credentials, Permits, and Waivers by County and School District
July 1, 2015 to June 30, 2016

Name of County	Name of School District/Agency	Intern Credentials*	Permits**	Waivers	Total Intern Credentials, Permits, and Waivers	Total Number of FTE Teachers***	% of Intern Credentials, Permits, and Waivers
CONTRA COSTA	WEST CONTRA COSTA UNIFIED SCHOOL DISTRICT	59	38	10	107	1,417.08	7.6%
CONTRA COSTA		140	176	18	334	8,107.29	4.1%
DEL NORTE	DEL NORTE COUNTY OFFICE OF EDUCATION	0	2	0	2	31.06	6.4%
DEL NORTE	DEL NORTE COUNTY UNIFIED SCHOOL DISTRICT	2	1	0	3	172.95	1.7%
DEL NORTE		2	3	0	5	204.01	2.5%
EL DORADO	BLACK OAK MINE UNIFIED SCHOOL DISTRICT	0	2	0	2	63.20	3.2%
EL DORADO	BUCKEYE UNION SCHOOL DISTRICT	0	2	0	2	238.20	0.8%
EL DORADO	EL DORADO COUNTY OFFICE OF EDUCATION	5	2	0	7	76.39	9.2%
EL DORADO	EL DORADO UNION HIGH SCHOOL DISTRICT	3	8	0	11	294.53	3.7%
EL DORADO	GOLD TRAIL UNION SCHOOL DISTRICT	0	1	0	1	30.90	3.2%
EL DORADO	GUIDING HANDS, INC.	0	1	0	1		
EL DORADO	LAKE TAHOE UNIFIED SCHOOL DISTRICT	0	2	0	2	195.52	1.0%
EL DORADO	MOTHER LODGE UNION ELEMENTARY SCHOOL DISTRICT	0	1	0	1	49.50	2.0%
EL DORADO	PIONEER UNION ELEMENTARY SCHOOL DISTRICT	0	1	0	1	15.25	6.6%
EL DORADO	PLACERVILLE UNION ELEMENTARY SCHOOL DISTRICT	0	1	0	1	62.70	1.6%
EL DORADO	POLLOCK PINES ELEMENTARY	1	1	0	2	33.00	6.1%
EL DORADO	RESCUE UNION SCHOOL DISTRICT	1	4	0	5	166.99	3.0%
EL DORADO		10	26	0	36	1,226.18	2.9%
FRESNO	ALVINA ELEMENTARY (CHARTER)	1	1	0	2	10.00	20.0%
FRESNO	AMBASSADOR PHILLIP V. SANCHEZ PUBLIC CHARTER	0	1	0	1		
FRESNO	BIG CREEK ELEMENTARY	0	1	0	1	4.00	25.0%
FRESNO	BIG PICTURE HIGH SCHOOL - FRESNO	0	1	0	1		
FRESNO	BURREL UNION ELEMENTARY	3	5	0	8	9.00	88.9%
FRESNO	CARTER G. WOODSON CHARTER SCHOOL	2	0	0	2		
FRESNO	CARUTHERS UNIFIED SCHOOL DISTRICT	0	3	0	3	75.65	4.0%
FRESNO	CENTRAL UNIFIED SCHOOL DISTRICT	15	27	0	42	683.27	6.2%
FRESNO	CLOVIS UNIFIED SCHOOL DISTRICT	16	24	0	40	1,836.92	2.2%
FRESNO	COALINGA/HURON JOINT UNIFIED SCHOOL DISTRICT	6	20	1	27	212.78	12.7%
FRESNO	CREATIVE ALTERNATIVES	0	1	0	1		

TABLE 5B
Distribution of Intern Credentials, Permits, and Waivers by County and School District
July 1, 2015 to June 30, 2016

Name of County	Name of School District/Agency	Intern Credentials*	Permits**	Waivers	Total Intern Credentials, Permits, and Waivers	Total Number of FTE Teachers***	% of Intern Credentials, Permits, and Waivers
FRESNO	CRESCENT VIEW CHARTER HIGH SCHOOL	1	0	0	1		
FRESNO	CRESCENT VIEW WEST CHARTER	0	5	0	5		
FRESNO	FIREBAUGH-LAS DELTAS UNIFIED SCHOOL DISTRICT	7	11	0	18	119.29	15.1%
FRESNO	FOWLER UNIFIED SCHOOL DISTRICT	1	7	0	8	127.22	6.3%
FRESNO	FRESNO CO. ECONOMIC OPPORTUNITIES COMMISSION	0	1	0	1		
FRESNO	FRESNO COUNTY OFFICE OF EDUCATION	7	6	2	15	190.36	7.9%
FRESNO	FRESNO UNIFIED SCHOOL DISTRICT	55	112	0	167	3,573.41	4.7%
FRESNO	GOLDEN PLAINS UNIFIED SCHOOL DISTRICT	1	11	0	12	86.99	13.8%
FRESNO	KEPLER NEIGHBORHOOD	2	0	0	2		
FRESNO	KERMAN UNIFIED SCHOOL DISTRICT	3	13	0	16	200.44	8.0%
FRESNO	KINGS CANYON JOINT UNIFIED SCHOOL DISTRICT	10	19	0	29	438.65	6.6%
FRESNO	KINGSBURG ELEMENTARY CHARTER	0	1	0	1		
FRESNO	KINGSBURG ELEMENTARY CHARTER SCHOOL DISTRICT	3	2	0	5	106.86	4.7%
FRESNO	KINGSBURG JOINT UNION HIGH	1	1	0	2	58.14	3.4%
FRESNO	LATON JOINT UNIFIED SCHOOL DISTRICT	2	7	0	9	42.18	21.3%
FRESNO	MENDOTA UNIFIED SCHOOL DISTRICT	7	11	0	18	139.18	12.9%
FRESNO	NEW SPIRIT CHARTER ACADEMY	0	1	0	1		
FRESNO	ORANGE CENTER ELEMENTARY SCHOOL DISTRICT	0	4	0	4	49.09	8.2%
FRESNO	PARLIER UNIFIED SCHOOL DISTRICT	4	12	0	16	150.51	10.6%
FRESNO	RIVERDALE JOINT UNIFIED SCHOOL DISTRICT	3	2	0	5	81.01	6.2%
FRESNO	SANGER UNIFIED SCHOOL DISTRICT	4	12	0	16	564.18	2.8%
FRESNO	SCHOOL OF UNLIMITED LEARNING	1	0	0	1		
FRESNO	SELMA UNIFIED SCHOOL DISTRICT	8	7	0	15	316.55	4.7%
FRESNO	SIERRA UNIFIED SCHOOL DISTRICT	0	1	0	1	68.82	1.5%
FRESNO	VALLEY PREPARATORY ACADEMY CHARTER SCHOOL	0	1	0	1		
FRESNO	WASHINGTON COLONY ELEMENTARY	1	0	0	1	23.00	4.4%
FRESNO	WASHINGTON UNIFIED SCHOOL DISTRICT	4	8	2	14	141.28	9.9%
FRESNO	WASHINGTON UNION HIGH SCHOOL DISTRICT	1	0	0	1		
FRESNO	WESTSIDE ELEMENTARY	0	1	0	1	53.25	1.9%

TABLE 5B
Distribution of Intern Credentials, Permits, and Waivers by County and School District
July 1, 2015 to June 30, 2016

Name of County	Name of School District/Agency	Intern Credentials*	Permits**	Waivers	Total Intern Credentials, Permits, and Waivers	Total Number of FTE Teachers***	% of Intern Credentials, Permits, and Waivers
FRESNO		169	340	5	514	9,362.03	5.5%
GLENN	CAPAY JOINT UNION ELEMENTARY	1	0	0	1	10.84	9.2%
GLENN	GLENN COUNTY OFFICE OF EDUCATION	1	0	1	2	48.10	4.2%
GLENN	ORLAND JOINT UNIFIED SCHOOL DISTRICT	4	0	0	4	108.96	3.7%
GLENN	PRINCETON JOINT UNIFIED	1	0	0	1	12.75	7.8%
GLENN	WILLOWS UNIFIED SCHOOL DISTRICT	1	0	0	1	61.76	1.6%
GLENN		8	0	1	9	242.41	3.7%
HUMBOLDT	EUREKA CITY UNIFIED SCHOOL DISTRICT	0	1	0	1	186.58	0.5%
HUMBOLDT	FERNDALE UNIFIED	1	0	0	1	26.36	3.8%
HUMBOLDT	FORTUNA UNION HIGH SCHOOL DISTRICT	1	0	0	1	49.00	2.0%
HUMBOLDT	HYDESVILLE ELEMENTARY	0	1	0	1	9.90	10.1%
HUMBOLDT	LOLETA UNION ELEMENTARY	0	1	0	1	19.40	5.2%
HUMBOLDT	MATTOLE UNIFIED	1	1	0	2	45.71	4.4%
HUMBOLDT	TRINIDAD UNION ELEMENTARY	1	0	0	1	10.30	9.7%
HUMBOLDT		4	4	0	8	347.25	2.3%
IMPERIAL	BALLINGTON ACADEMY FOR THE ARTS AND SCIENCES	1	6	0	7		
IMPERIAL	BRAWLEY ELEMENTARY SCHOOL DISTRICT	2	6	1	9	167.50	5.4%
IMPERIAL	CALEXICO UNIFIED SCHOOL DISTRICT	8	15	1	24	402.80	6.0%
IMPERIAL	CALIPATRIA UNIFIED SCHOOL DISTRICT	5	6	0	11	67.00	16.4%
IMPERIAL	CENTRAL UNION HIGH SCHOOL DISTRICT	2	3	0	5	181.52	2.8%
IMPERIAL	EL CENTRO ELEMENTARY SCHOOL DISTRICT	3	9	0	12	255.00	4.7%
IMPERIAL	HEBER ELEMENTARY SCHOOL DISTRICT	2	3	0	5	62.46	8.0%
IMPERIAL	HOLTVILLE UNIFIED SCHOOL DISTRICT	4	8	0	12	73.77	16.3%
IMPERIAL	IMAGINE SCHOOLS AT IMPERIAL VALLEY	0	18	1	19		
IMPERIAL	IMPERIAL COUNTY OFFICE OF EDUCATION	2	10	4	16	41.00	39.0%
IMPERIAL	IMPERIAL UNIFIED SCHOOL DISTRICT	2	3	0	5	167.86	3.0%
IMPERIAL	MCCABE UNION ELEMENTARY SCHOOL DISTRICT	2	3	0	5	60.50	8.3%
IMPERIAL	MEADOWS UNION ELEMENTARY SCHOOL DISTRICT	1	0	0	1	21.00	4.8%
IMPERIAL	SAN PASQUAL VALLEY UNIFIED SCHOOL DISTRICT	0	7	0	7	46.41	15.1%

TABLE 5B
Distribution of Intern Credentials, Permits, and Waivers by County and School District
July 1, 2015 to June 30, 2016

Name of County	Name of School District/Agency	Intern Credentials*	Permits**	Waivers	Total Intern Credentials, Permits, and Waivers	Total Number of FTE Teachers***	% of Intern Credentials, Permits, and Waivers
IMPERIAL	SEELEY UNION ELEMENTARY SCHOOL DISTRICT	0	1	0	1	17.00	5.9%
IMPERIAL	WESTMORLAND UNION ELEMENTARY SCHOOL DISTRICT	0	1	0	1	20.50	4.9%
IMPERIAL		34	99	7	140	1,584.32	8.8%
INYO	COLLEGE BRIDGE ACADEMY	1	3	0	4		
INYO	DEATH VALLEY UNIFIED	0	1	0	1	4.50	22.2%
INYO	INYO COUNTY CAREER TECHNICAL EDUCATION	0	1	0	1		
INYO	OWENS VALLEY UNIFIED	1	1	1	3	7.80	38.5%
INYO		2	6	1	9	12.30	73.2%
KERN	ARVIN UNION ELEMENTARY SCHOOL DISTRICT	3	6	0	9	144.00	6.3%
KERN	BAKERSFIELD CITY ELEMENTARY SCHOOL DISTRICT	55	84	3	142	1,525.40	9.3%
KERN	BEARDSLEY ELEMENTARY	4	2	0	6	86.57	6.9%
KERN	BUTTONWILLOW UNION ELEMENTARY SCHOOL DISTRICT	0	1	0	1	20.41	4.9%
KERN	CALIENTE UNION ELEMENTARY	1	0	0	1	4.00	25.0%
KERN	COMMUNITY LEARNING CENTER (CHARTER)	0	1	0	1		
KERN	DELANO JOINT UNION HIGH SCHOOL DISTRICT	6	24	5	35	191.19	18.3%
KERN	DELANO UNION ELEMENTARY SCHOOL DISTRICT	4	12	0	16	351.01	4.6%
KERN	DI GIORGIO ELEMENTARY SCHOOL DISTRICT	1	1	0	2	10.50	19.1%
KERN	EDISON ELEMENTARY SCHOOL DISTRICT	4	2	1	7	52.94	13.2%
KERN	EL TEJON UNIFIED SCHOOL DISTRICT	1	2	0	3	34.16	8.8%
KERN	ELK HILLS ELEMENTARY SCHOOL DISTRICT	1	1	0	2	9.00	22.2%
KERN	FAIRFAX ELEMENTARY SCHOOL DISTRICT	3	8	0	11	125.00	8.8%
KERN	FRUITVALE ELEMENTARY SCHOOL DISTRICT	1	5	0	6	141.86	4.2%
KERN	GENERAL SHAFTER ELEMENTARY SCHOOL DISTRICT	2	1	0	3	9.00	33.3%
KERN	GREENFIELD UNION SCHOOL DISTRICT	3	9	1	13	417.81	3.1%
KERN	GRIMMWAY ACADEMY CHARTER SCHOOL	3	2	3	8		
KERN	KERN COUNTY OFFICE OF EDUCATION	18	25	7	50	308.76	16.2%
KERN	KERN UNION HIGH SCHOOL DISTRICT	19	53	0	72	1,521.95	4.7%
KERN	KERNVILLE UNION ELEMENTARY SCHOOL DISTRICT	2	6	0	8	42.19	19.0%
KERN	LAKESIDE UNION ELEMENTARY SCHOOL DISTRICT	2	1	0	3	62.55	4.8%

TABLE 5B
Distribution of Intern Credentials, Permits, and Waivers by County and School District
July 1, 2015 to June 30, 2016

Name of County	Name of School District/Agency	Intern Credentials*	Permits**	Waivers	Total Intern Credentials, Permits, and Waivers	Total Number of FTE Teachers***	% of Intern Credentials, Permits, and Waivers
KERN	LAMONT ELEMENTARY SCHOOL DISTRICT	2	8	0	10	136.05	7.4%
KERN	LOST HILLS UNION ELEMENTARY SCHOOL DISTRICT	1	2	1	4	29.05	13.8%
KERN	MARICOPA UNIFIED SCHOOL DISTRICT	0	4	0	4	112.22	3.6%
KERN	MCFARLAND UNIFIED SCHOOL DISTRICT	3	15	0	18	154.66	11.6%
KERN	MOJAVE UNIFIED SCHOOL DISTRICT	5	2	2	9	129.31	7.0%
KERN	MUROC JOINT UNIFIED SCHOOL DISTRICT	1	3	0	4	96.20	4.2%
KERN	NORRIS ELEMENTARY SCHOOL DISTRICT	2	6	0	8	177.06	4.5%
KERN	PANAMA-BUENA VISTA UNION SCHOOL DISTRICT	4	5	0	9	683.84	1.3%
KERN	RICHLAND SCHOOL DISTRICT	4	2	0	6	171.51	3.5%
KERN	RIDGECREST CHARTER SCHOOL	1	5	0	6		
KERN	RIO BRAVO-GREELEY UNION ELEMENTARY SCHOOL DIS	1	0	0	1	45.21	2.2%
KERN	ROSEDALE UNION ELEMENTARY SCHOOL DISTRICT	6	6	0	12	266.90	4.5%
KERN	SEMITROPIC ELEMENTARY	0	2	0	2	10.00	20.0%
KERN	SIERRA SANDS UNIFIED SCHOOL DISTRICT	4	8	8	20	228.50	8.8%
KERN	SOUTH FORK UNION	1	2	0	3	11.10	27.0%
KERN	SOUTHERN KERN UNIFIED SCHOOL DISTRICT	5	18	1	24	151.50	15.8%
KERN	STANDARD ELEMENTARY SCHOOL DISTRICT	3	5	1	9	139.99	6.4%
KERN	TAFT CITY ELEMENTARY SCHOOL DISTRICT	8	9	1	18	103.26	17.4%
KERN	TAFT UNION HIGH SCHOOL DISTRICT	0	2	0	2	69.80	2.9%
KERN	TEHACHAPI UNIFIED SCHOOL DISTRICT	7	6	1	14	192.62	7.3%
KERN	VINELAND SCHOOL DISTRICT	0	5	0	5	36.01	13.9%
KERN	WASCO UNION ELEMENTARY SCHOOL DISTRICT	6	10	0	16	151.20	10.6%
KERN	WASCO UNION HIGH SCHOOL DISTRICT	0	1	1	2	83.80	2.4%
KERN	WONDERFUL COLLEGE PREP ACADEMY	0	9	0	9		
KERN		197	381	36	614	8,238.09	7.5%
KINGS	ARMONA UNION ELEMENTARY SCHOOL DISTRICT	3	2	0	5	83.58	6.0%
KINGS	CENTRAL UNION ELEMENTARY SCHOOL DISTRICT	0	1	0	1	90.51	1.1%
KINGS	CORCORAN JOINT UNIFIED SCHOOL DISTRICT	5	17	0	22	169.52	13.0%
KINGS	HANFORD ELEMENTARY SCHOOL DISTRICT	9	7	0	16	281.01	5.7%

TABLE 5B
Distribution of Intern Credentials, Permits, and Waivers by County and School District
July 1, 2015 to June 30, 2016

Name of County	Name of School District/Agency	Intern Credentials*	Permits**	Waivers	Total Intern Credentials, Permits, and Waivers	Total Number of FTE Teachers***	% of Intern Credentials, Permits, and Waivers
KINGS	HANFORD JOINT UNION HIGH SCHOOL DISTRICT	2	2	0	4	159.17	2.5%
KINGS	ISLAND ELEMENTARY	1	1	0	2		
KINGS	KINGS COUNTY OFFICE OF EDUCATION	5	7	0	12	42.00	28.6%
KINGS	KINGS RIVER-HARDWICK UNION ELEMENTARY SCHOOL	0	1	0	1	34.00	2.9%
KINGS	KIT CARSON UNION ELEMENTARY SCHOOL DISTRICT	1	4	0	5	25.60	19.5%
KINGS	LAKESIDE UNION ELEMENTARY SCHOOL DISTRICT	2	2	0	4	15.00	26.7%
KINGS	LEMOORE UNION ELEMENTARY SCHOOL DISTRICT	10	17	0	27	153.60	17.6%
KINGS	LEMOORE UNION HIGH SCHOOL DISTRICT	4	7	0	11	105.84	10.4%
KINGS	PIONEER UNION ELEMENTARY SCHOOL DISTRICT	1	1	0	2	65.00	3.1%
KINGS	PIONEER UNION SCHOOL DISTRICT CHARTER	0	3	0	3		
KINGS	REEF-SUNSET UNIFIED SCHOOL DISTRICT	1	7	1	9	114.50	7.9%
KINGS		44	79	1	124	1,339.33	9.3%
LAKE	KELSEYVILLE UNIFIED	3	3	0	6	80.26	7.5%
LAKE	KONOCI UNIFIED SCHOOL DISTRICT	6	23	0	29	148.79	19.5%
LAKE	LAKEPORT UNIFIED SCHOOL DISTRICT	0	2	0	2	69.23	2.9%
LAKE	LUCERNE ELEMENTARY	0	1	0	1	15.00	6.7%
LAKE	MIDDLETOWN UNIFIED SCHOOL DISTRICT	2	3	0	5	76.94	6.5%
LAKE		11	32	0	43	390.22	11.0%
LASSEN	BIG VALLEY JOINT UNIFIED	2	0	0	2	11.50	17.4%
LASSEN	JANESVILLE UNION ELEMENTARY	0	1	0	1	14.00	7.1%
LASSEN	JOHNSTONVILLE ELEMENTARY	1	2	0	3	10.00	30.0%
LASSEN	LASSEN COUNTY OFFICE OF EDUCATION	1	4	0	5	18.00	27.8%
LASSEN	LASSEN UNION HIGH	0	2	0	2	38.70	5.2%
LASSEN	LONG VALLEY CHARTER SCHOOL	0	3	0	3		
LASSEN	MULTICULTURAL LEARNING CENTER	1	0	0	1		
LASSEN	NEW DAY ACADEMY	1	0	0	1		
LASSEN	RAVENDALE-TERMO ELEMENTARY	0	1	0	1	33.96	2.9%
LASSEN	RICHMOND ELEMENTARY	0	1	0	1	9.00	11.1%
LASSEN	SUSANVILLE SCHOOL DISTRICT	1	4	0	5	42.05	11.9%

TABLE 5B
Distribution of Intern Credentials, Permits, and Waivers by County and School District
July 1, 2015 to June 30, 2016

Name of County	Name of School District/Agency	Intern Credentials*	Permits**	Waivers	Total Intern Credentials, Permits, and Waivers	Total Number of FTE Teachers***	% of Intern Credentials, Permits, and Waivers
LASSEN	WESTWOOD CHARTER SCHOOL	0	1	0	1		
LASSEN	WESTWOOD UNIFIED SCHOOL DISTRICT	0	3	0	3	20.27	14.8%
LASSEN		7	22	0	29	197.48	14.7%
LOS ANGELES	ABC UNIFIED SCHOOL DISTRICT	2	2	1	5	887.96	0.6%
LOS ANGELES	ACADEMY FOR ADVANCEMENT OF CHILDREN WITH AU	3	0	0	3		
LOS ANGELES	ACADEMY OF SCIENCE AND ENGINEERING	0	2	0	2		
LOS ANGELES	ACCERLATED SCHOOL (CHARTER)	1	0	0	1		
LOS ANGELES	ACTON-AGUA DULCE UNIFIED SCHOOL DISTRICT	2	0	0	2	449.51	0.4%
LOS ANGELES	ALLIANCE ALICE M. BAXTER COLLEGE-READY HIGH	2	0	0	2		
LOS ANGELES	ALLIANCE CINDY AND BILL SIMON TECHNOLOGY ACAD	2	0	0	2		
LOS ANGELES	ALLIANCE COLLEGE READY MIDDLE ACADEMY NO 5	1	0	0	1		
LOS ANGELES	ALLIANCE COLLEGE-READY ACADMAY HIGH NO 16	2	0	0	2		
LOS ANGELES	ALLIANCE COLLEGE-READY ACADMAY NO 16	1	0	0	1		
LOS ANGELES	ALLIANCE COLLEGE-READY MIDDLE ACADEMY HIGH 8	4	0	0	4		
LOS ANGELES	ALLIANCE COLLINS FAMILY READY-READY HIGH	4	0	0	4		
LOS ANGELES	ALLIANCE DR OLGA MOHAN HIGH	1	0	0	1		
LOS ANGELES	ALLIANCE ENVIRONMENTAL SCIENCE AND TECHNOLOG	1	0	0	1		
LOS ANGELES	ALLIANCE FOR COLLEGE-READY PUBLIC SCHOOL	13	0	0	13		
LOS ANGELES	ALLIANCE HEALTH SERVICES ACADEMY HIGH	2	2	0	4		
LOS ANGELES	ALLIANCE MARC AND EVA STERN MATH AND SCIENCE	2	0	0	2		
LOS ANGELES	ALLIANCE MARGARET M. BLOOMFIELD TECHNOLOGY A	1	0	0	1		
LOS ANGELES	ALLIANCE OUCHI-O'DONOVAN 6-12 COMPLEX	2	0	0	2		
LOS ANGELES	ALLIANCE SUSAN AND ERIC SMIDT TECHNOLOGY HIGH	2	0	0	2		
LOS ANGELES	ALLIANCE TENNENBAUM FAMILY TECHNOLOGY HIGH	1	0	0	1		
LOS ANGELES	ANIMO INGLEWOOD CHARTER SCHOOL	0	1	0	1		
LOS ANGELES	ANIMO LOCKE CHARTER HIGH SCHOOL #2	1	0	0	1		
LOS ANGELES	ANTELOPE VALLEY LEARNING ACADEMY	0	1	0	1		
LOS ANGELES	ANTELOPE VALLEY UNION HIGH SCHOOL DISTRICT	15	7	0	22	1,086.74	2.0%
LOS ANGELES	APPLE ACADEMY CHARTER PUBLIC	3	3	0	6		

TABLE 5B
Distribution of Intern Credentials, Permits, and Waivers by County and School District
July 1, 2015 to June 30, 2016

Name of County	Name of School District/Agency	Intern Credentials*	Permits**	Waivers	Total Intern Credentials, Permits, and Waivers	Total Number of FTE Teachers***	% of Intern Credentials, Permits, and Waivers
LOS ANGELES	ARCADIA UNIFIED SCHOOL DISTRICT	1	3	0	4	414.81	1.0%
LOS ANGELES	ASPIRE ANTONIO MARIA LUGO ACADEMY	1	2	0	3		
LOS ANGELES	ASPIRE CENTENNIAL COLLEGE PREP ACADEMY	1	2	0	3		
LOS ANGELES	ASPIRE FIRESTONE ACADEMY CHARTER	0	2	0	2		
LOS ANGELES	ASPIRE GATEWAY ACADEMY	0	2	0	2		
LOS ANGELES	ASPIRE INSKEEP ACADEMY CHARTER	0	1	0	1		
LOS ANGELES	ASPIRE JUNIOR COLLEGIATE ACADEMY	0	1	0	1		
LOS ANGELES	ASPIRE OLLIN UNIVERSITY PREP ACADEMY	1	0	0	1		
LOS ANGELES	ASPIRE PACIFIC ACADEMY	1	3	0	4		
LOS ANGELES	ASPIRE TITAN ACADEMY	0	1	0	1		
LOS ANGELES	ASSURANCE LEARNING ACADEMY	1	0	0	1		
LOS ANGELES	AVESON GLOBAL LEADERSHIP ACADEMY	0	1	0	1		
LOS ANGELES	AZUSA UNIFIED SCHOOL DISTRICT	5	3	0	8	460.41	1.7%
LOS ANGELES	BASSETT UNIFIED SCHOOL DISTRICT	0	2	0	2	177.11	1.1%
LOS ANGELES	BEACH CITIES LEARNING CENTER MANHATTAN BEACH	1	0	0	1		
LOS ANGELES	BEACH CITIES LEARNING CENTER PALOS VERDES	0	1	0	1		
LOS ANGELES	BEACH CITIES LEARNING CENTER-ROSEMEAD	0	2	0	2		
LOS ANGELES	BELLFLOWER UNIFIED SCHOOL DISTRICT	8	0	0	8	599.86	1.3%
LOS ANGELES	BIRMINGHAM COMMUNITY CHARTER HIGH	2	1	0	3		
LOS ANGELES	BONITA UNIFIED SCHOOL DISTRICT	4	0	0	4	430.41	0.9%
LOS ANGELES	BRIGHT STAR SECONDARY CHARTER ACADEMY	3	0	0	3		
LOS ANGELES	BURBANK UNIFIED SCHOOL DISTRICT	1	8	0	9	732.31	1.2%
LOS ANGELES	CA ACADEMY FOR LIBERAL STUDIES EARLY COLLEGE HIGH	1	0	0	1		
LOS ANGELES	CALIFORNIA ACADEMY FOR LIBERAL STUDIES	1	0	0	1		
LOS ANGELES	CAMINO NUEVO CHARTER ACADEMY	2	12	0	14		
LOS ANGELES	CAMINO NUEVO CHARTER ACADEMY NO. 4	4	8	0	12		
LOS ANGELES	CANYON VIEW SCHOOL	0	0	1	1		
LOS ANGELES	CAROUSEL SCHOOL	1	0	0	1		
LOS ANGELES	CASTAIC UNION SCHOOL DISTRICT	2	0	0	2	94.20	2.1%

TABLE 5B
Distribution of Intern Credentials, Permits, and Waivers by County and School District
July 1, 2015 to June 30, 2016

Name of County	Name of School District/Agency	Intern Credentials*	Permits**	Waivers	Total Intern Credentials, Permits, and Waivers	Total Number of FTE Teachers***	% of Intern Credentials, Permits, and Waivers
LOS ANGELES	CENTINELA VALLEY UNION HIGH SCHOOL DISTRICT	10	1	0	11	357.59	3.1%
LOS ANGELES	CHARTER OAK UNIFIED SCHOOL DISTRICT	1	2	0	3	209.72	1.4%
LOS ANGELES	CHIMES INSTITUTES SCHWARZENEGGER COMMUNITY	1	6	0	7		
LOS ANGELES	CITIZENS OF THE WORLD CHARTER	1	0	0	1		
LOS ANGELES	CITY CHARTER MIDDLE	1	2	0	3		
LOS ANGELES	CITY HIGH	0	1	0	1		
LOS ANGELES	CLAREMONT UNIFIED SCHOOL DISTRICT	1	1	0	2	297.88	0.7%
LOS ANGELES	COLLEGIATE CHARTER HIGH SCHOOL OF LOS ANGELES	0	4	1	5		
LOS ANGELES	COMMUNITY PREP ACADEMY	1	3	0	4		
LOS ANGELES	COMPTON UNIFIED SCHOOL DISTRICT	15	0	0	15	1,010.28	1.5%
LOS ANGELES	COUTIN SCHOOL	0	1	1	2		
LOS ANGELES	COVINA-VALLEY UNIFIED SCHOOL DISTRICT	1	1	0	2	542.78	0.4%
LOS ANGELES	CRENSHAW ARTS/TECH CHARTER HIGH	1	1	0	2		
LOS ANGELES	CROWN PREPARATORY ACADEMY	1	0	0	1		
LOS ANGELES	CULVER CITY UNIFIED SCHOOL DISTRICT	2	3	0	5	309.80	1.6%
LOS ANGELES	DA VINCI COMMUNICATIONS HIGH	1	0	0	1		
LOS ANGELES	DA VINCI DESIGN	3	0	0	3		
LOS ANGELES	DA VINCI SCIENCE	2	0	0	2		
LOS ANGELES	DESERT SANDS CHARTER HIGH SCHOOL	3	0	0	3		
LOS ANGELES	DISCOVERY CHARTER PREPARTORY SCHOOL	2	0	0	2		
LOS ANGELES	DOWNEY UNIFIED SCHOOL DISTRICT	3	1	0	4	977.05	0.4%
LOS ANGELES	DUARTE UNIFIED SCHOOL DISTRICT	3	0	0	3	189.88	1.6%
LOS ANGELES	DUBNOFF	0	1	0	1		
LOS ANGELES	DUBNOFF CENTER FOR CHILD DEVELOPMENT	0	5	0	5		
LOS ANGELES	EARLY COLLEGE ACADEMY FOR LEADERS AND SCHOLAR	1	0	0	1		
LOS ANGELES	EAST WHITTIER CITY ELEMENTARY SCHOOL DISTRICT	0	1	0	1	383.50	0.3%
LOS ANGELES	EASTSIDE UNION SCHOOL DISTRICT	1	6	0	7	159.00	4.4%
LOS ANGELES	ECF KAYNE - ERAS CENTER	0	4	0	4		
LOS ANGELES	EL MONTE CITY SCHOOL DISTRICT	2	0	0	2	439.02	0.5%

TABLE 5B
Distribution of Intern Credentials, Permits, and Waivers by County and School District
July 1, 2015 to June 30, 2016

Name of County	Name of School District/Agency	Intern Credentials*	Permits**	Waivers	Total Intern Credentials, Permits, and Waivers	Total Number of FTE Teachers***	% of Intern Credentials, Permits, and Waivers
LOS ANGELES	EL MONTE UNION HIGH SCHOOL DISTRICT	0	1	0	1	439.79	0.2%
LOS ANGELES	EL RANCHO UNIFIED SCHOOL DISTRICT	1	3	0	4	383.01	1.0%
LOS ANGELES	ENDEAVOR COLLEGE PREPARATORY CHARTER	1	4	0	5		
LOS ANGELES	ENVIRONMENTAL CHARTER HIGH SCHOOL	1	0	0	1		
LOS ANGELES	ENVIRONMENTAL CHARTER MIDDLE SCHOOL	1	0	0	1		
LOS ANGELES	ENVIRONMENTAL CHARTER MIDDLE-INGLEWOOD	0	1	0	1		
LOS ANGELES	EQUITAS ACADEMY CHARTER	1	0	0	1		
LOS ANGELES	EQUITAS ACADEMY CHARTER II	3	1	0	4		
LOS ANGELES	EXTERA PUBLIC	1	0	0	1		
LOS ANGELES	FENTON AVENUE CHARTER SCHOOL (CHARTER)	1	0	0	1		
LOS ANGELES	FIVE ACRES THERAPEUTIC SCHOOL	1	0	0	1		
LOS ANGELES	FROSTIG SCHOOL	1	0	0	1		
LOS ANGELES	GABRIELLA CHARTER	1	0	0	1		
LOS ANGELES	GLENDALE UNIFIED	11	1	0	12	1,159.02	1.0%
LOS ANGELES	GLENDORA UNIFIED SCHOOL DISTRICT	2	1	0	3	329.23	0.9%
LOS ANGELES	GLOBAL EDUCATION ACADEMY	0	1	0	1		
LOS ANGELES	GOETHE INTERNATIONAL CHARTER	0	1	0	1		
LOS ANGELES	GORMAN LEARNING CENTER	1	0	0	1		
LOS ANGELES	GREEN DOT PUBLIC CHARTER	41	32	0	73		
LOS ANGELES	GUIDANCE CHARTER SCHOOL	1	0	2	3		
LOS ANGELES	HACIENDA LA PUENTE UNIFIED SCHOOL DISTRICT	3	0	0	3	883.47	0.3%
LOS ANGELES	HAWTHORNE SCHOOL DISTRICT	1	0	0	1	416.52	0.2%
LOS ANGELES	HELP GROUP - NORTH HILLS PREP	0	1	0	1		
LOS ANGELES	HELP GROUP - PARKHILL	1	0	0	1		
LOS ANGELES	HELP GROUP - WEST	1	3	0	4		
LOS ANGELES	HELP GROUP BRIDGEPORT	0	1	0	1		
LOS ANGELES	HILLSIDES EDUCATION CENTER	0	2	0	2		
LOS ANGELES	ICEF INGLEWOOD ELEMENTARY CHARTER ACADEMY	1	0	0	1		
LOS ANGELES	ICEF INGLEWOOD MIDDLE CHARTER ACADEMY	2	0	0	2		

TABLE 5B
Distribution of Intern Credentials, Permits, and Waivers by County and School District
July 1, 2015 to June 30, 2016

Name of County	Name of School District/Agency	Intern Credentials*	Permits**	Waivers	Total Intern Credentials, Permits, and Waivers	Total Number of FTE Teachers***	% of Intern Credentials, Permits, and Waivers
LOS ANGELES	ICEF VISTA ELEMENTARY ACADEMY	0	1	0	1		
LOS ANGELES	ICEF VISTA MIDDLE ACADEMY	1	1	0	2		
LOS ANGELES	ILEAD INNOVATION STUDIOS	2	0	0	2		
LOS ANGELES	ILEAD LANCASTER CHARTER	1	0	0	1		
LOS ANGELES	INGENIUM CHARTER	3	0	0	3		
LOS ANGELES	INGLEWOOD UNIFIED SCHOOL DISTRICT	1	6	0	7	593.20	1.2%
LOS ANGELES	INSTITUTE FOR THE REDESIGN OF LEARNING DBA:THE A	1	0	0	1		
LOS ANGELES	INSTITUTE FOR THE REDESIGN OF LEARNING WESTMOF	2	3	0	5		
LOS ANGELES	JAMES JORDAN MIDDLE	3	0	0	3		
LOS ANGELES	KEPPEL UNION ELEMENTARY SCHOOL DISTRICT	2	1	0	3	128.11	2.3%
LOS ANGELES	KIPP ACADEMY OF INNOVATION	0	2	0	2		
LOS ANGELES	KIPP ACADEMY OF OPPORTUNITY	3	3	0	6		
LOS ANGELES	KIPP COMIENZA COMMUNITY PREP	0	1	0	1		
LOS ANGELES	KIPP EMPOWER ACADEMY	2	1	0	3		
LOS ANGELES	KIPP ILUMINAR ACADEMY	1	0	0	1		
LOS ANGELES	KIPP LOS ANGELES COLLEGE PREPARATORY	3	1	0	4		
LOS ANGELES	KIPP PHILOSOPHERS ACADEMY	0	1	0	1		
LOS ANGELES	KIPP RAICES ACADEMY	0	1	0	1		
LOS ANGELES	KIPP SCHOLAR ACADEMY	2	0	0	2		
LOS ANGELES	KIPP SOL ACADEMY	1	4	0	5		
LOS ANGELES	KIPP VIDA PREPARATORY ACADEMY	1	1	0	2		
LOS ANGELES	LA CANADA UNIFIED SCHOOL DISTRICT	0	1	0	1	184.82	0.5%
LOS ANGELES	LAKEVIEW CHARTER ACADEMY	3	1	0	4		
LOS ANGELES	LAKEVIEW CHARTER HIGH	1	0	0	1		
LOS ANGELES	LANCASTER ELEMENTARY SCHOOL DISTRICT	16	2	0	18	649.69	2.8%
LOS ANGELES	LARCHMONT CHARTER	2	0	0	2		
LOS ANGELES	LAS VIRGENES UNIFIED SCHOOL DISTRICT	3	4	0	7	466.60	1.5%
LOS ANGELES	LAWNDALE ELEMENTARY SCHOOL DISTRICT	1	0	0	1	304.41	0.3%
LOS ANGELES	LEEWAY SCHOOL	2	0	0	2		

TABLE 5B
Distribution of Intern Credentials, Permits, and Waivers by County and School District
July 1, 2015 to June 30, 2016

Name of County	Name of School District/Agency	Intern Credentials*	Permits**	Waivers	Total Intern Credentials, Permits, and Waivers	Total Number of FTE Teachers***	% of Intern Credentials, Permits, and Waivers
LOS ANGELES	LEROY BOYS SECONDARY SCHOOL	0	2	0	2		
LOS ANGELES	LIBERTAS COLLEGE PREPARATORY CHARTER	0	1	0	1		
LOS ANGELES	LIFE SOURCE INTERNATIONAL CHARTER	1	0	0	1		
LOS ANGELES	LIFELINE EDUCATION CHARTER	1	0	0	1		
LOS ANGELES	LITTLE CITIZENS WESTSIDE ACADEMY	0	3	0	3		
LOS ANGELES	LITTLE LAKE CITY ELEMENTARY SCHOOL DISTRICT	1	2	0	3	194.73	1.5%
LOS ANGELES	LONG BEACH UNIFIED SCHOOL DISTRICT	7	47	3	57	3,275.75	1.7%
LOS ANGELES	LOS ANGELES ACADEMY OF ARTS & ENTERPRISE CHARTER	0	1	0	1		
LOS ANGELES	LOS ANGELES COUNTY OFFICE OF EDUCATION	2	9	0	11	764.21	1.4%
LOS ANGELES	LOS ANGELES INTERNATIONAL CHARTER HIGH SCHOOL	1	0	0	1		
LOS ANGELES	LOS ANGELES LEADERSHIP ACADEMY	0	1	0	1		
LOS ANGELES	LOS ANGELES UNIFIED SCHOOL DISTRICT	387	401	74	862	32,450.43	2.7%
LOS ANGELES	LOS FELIZ CHARTER SCHOOL FOR THE ARTS	1	0	0	1		
LOS ANGELES	LOWELL JOINT ELEMENTARY SCHOOL DISTRICT	0	1	0	1	125.70	0.8%
LOS ANGELES	LYNWOOD UNIFIED SCHOOL DISTRICT	6	4	0	10	600.08	1.7%
LOS ANGELES	MAGNOLIA SCIENCE ACADEMY	0	1	0	1		
LOS ANGELES	MAGNOLIA SCIENCE ACADEMY 2	0	1	0	1		
LOS ANGELES	MAGNOLIA SCIENCE ACADEMY 4	0	1	0	1		
LOS ANGELES	MAGNOLIA SCIENCE ACADEMY BELL	0	2	0	2		
LOS ANGELES	MANHATTAN BEACH UNIFIED SCHOOL DISTRICT	1	2	0	3	309.54	1.0%
LOS ANGELES	MARIANNE FROSTIG CENTER	1	0	0	1		
LOS ANGELES	MATH AND SCIENCE COLLEGE PREPARATORY SCHOOLS	1	0	0	1		
LOS ANGELES	MISSION VIEW PUBLIC	1	2	0	3		
LOS ANGELES	MONTAGUE CHARTER ACADEMY (CHARTER)	0	2	0	2		
LOS ANGELES	MONTEBELLO UNIFIED SCHOOL DISTRICT	0	9	0	9	1,113.25	0.8%
LOS ANGELES	NEW DESIGNS CHARTER	0	1	2	3		
LOS ANGELES	NEW HEIGHTS CHARTER	1	0	0	1		
LOS ANGELES	NEW HORIZONS CHARTER ACADEMY	1	0	0	1		
LOS ANGELES	NEW LOS ANGELES CHARTER SCHOOL	1	0	0	1		

TABLE 5B
Distribution of Intern Credentials, Permits, and Waivers by County and School District
July 1, 2015 to June 30, 2016

Name of County	Name of School District/Agency	Intern Credentials*	Permits**	Waivers	Total Intern Credentials, Permits, and Waivers	Total Number of FTE Teachers***	% of Intern Credentials, Permits, and Waivers
LOS ANGELES	NEW VILLAGE CHARTER HIGH	0	3	0	3		
LOS ANGELES	NEW WEST CHARTER MIDDLE SCHOOL	1	0	0	1		
LOS ANGELES	NEWHALL ELEMENTARY SCHOOL DISTRICT	2	4	0	6	305.96	2.0%
LOS ANGELES	NORTH VALLEY MILITARY INSTITUTE COLLEGE PREPARA	0	1	0	1		
LOS ANGELES	NORWALK-LA MIRADA UNIFIED SCHOOL DISTRICT	8	1	0	9	812.66	1.1%
LOS ANGELES	NUEVA ESPERANZA CHARTER ACADEMY	2	0	0	2		
LOS ANGELES	ODYSSEY CHARTER SCHOOL (CHARTER)	0	1	0	1		
LOS ANGELES	OPPORTUNITIES FOR LEARNING BALDWIN PARK	1	0	0	1		
LOS ANGELES	OPTIONS FOR YOUTH	3	0	0	3		
LOS ANGELES	PALISADES CHARTER HIGH SCHOOL	1	1	1	3		
LOS ANGELES	PALMDALE AEROSPACE ACADEMY	1	0	0	1		
LOS ANGELES	PALMDALE ELEMENTARY SCHOOL DISTRICT	2	12	0	14	896.41	1.6%
LOS ANGELES	PALOS VERDES PENINSULA UNIFIED	1	0	0	1	496.66	0.2%
LOS ANGELES	PARA LOS NINOS	2	5	0	7		
LOS ANGELES	PARA LOS NINOS EVELYN THURMAN GRATTS PRIMARY	0	1	0	1		
LOS ANGELES	PARAMOUNT UNIFIED SCHOOL DISTRICT	7	1	0	8	723.50	1.1%
LOS ANGELES	PASADENA UNIFIED SCHOOL DISTRICT	9	10	0	19	953.88	2.0%
LOS ANGELES	PATHWAYS COMMUNITY	2	0	0	2		
LOS ANGELES	POMONA UNIFIED SCHOOL DISTRICT	11	0	0	11	1,676.45	0.7%
LOS ANGELES	PORT OF LOS ANGELES HIGH	1	0	0	1		
LOS ANGELES	PUC CALS MIDDLE AND EARLY COLLEGE HIGH	0	5	0	5		
LOS ANGELES	PUC COMMUNITY CHARTER ELEMENTARY	0	2	0	2		
LOS ANGELES	PUC COMMUNITY CHARTER MIDDLE AND PUC COMMU	2	6	0	8		
LOS ANGELES	PUC EARLY COLLEGE ACADEMY FOR LEADERS AND SCH	1	0	0	1		
LOS ANGELES	PUC EXCEL CHARTER ACADEMY	3	2	1	6		
LOS ANGELES	PUC INSPIRE CHARTER ACADEMY	2	1	0	3		
LOS ANGELES	PUC LAKEVIEW CHARTER ACADEMY	0	2	0	2		
LOS ANGELES	PUC LAKEVIEW CHARTER HIGH	0	2	0	2		
LOS ANGELES	PUC NUEVA ESPERANZA CHARTER ACADEMY	1	1	0	2		

TABLE 5B
Distribution of Intern Credentials, Permits, and Waivers by County and School District
July 1, 2015 to June 30, 2016

Name of County	Name of School District/Agency	Intern Credentials*	Permits**	Waivers	Total Intern Credentials, Permits, and Waivers	Total Number of FTE Teachers***	% of Intern Credentials, Permits, and Waivers
LOS ANGELES	PUC SANTA ROSA CHARTER ACADEMY	0	4	0	4		
LOS ANGELES	PUC TRIUMPH ACADEMY	0	5	0	5		
LOS ANGELES	PUC TRIUMPH CHARTER ACADEMY AND PUC TRIUMPH	1	2	0	3		
LOS ANGELES	REDONDO BEACH UNIFIED SCHOOL DISTRICT	1	0	0	1	414.70	0.2%
LOS ANGELES	RENAISSANCE ARTS ACADEMY	4	0	0	4		
LOS ANGELES	RISE KO HYANG MIDDLE	1	0	0	1		
LOS ANGELES	ROWLAND UNIFIED SCHOOL DISTRICT	1	1	0	2	637.17	0.3%
LOS ANGELES	SAN GABRIEL UNIFIED	1	0	0	1	306.30	0.3%
LOS ANGELES	SANTA CLARITA VALLEY INTERNATIONAL	1	0	0	1		
LOS ANGELES	SANTA MONICA-MALIBU UNIFIED SCHOOL DISTRICT	0	2	1	3	557.56	0.5%
LOS ANGELES	SAUGUS UNION ELEMENTARY SCHOOL DISTRICT	0	3	0	3	427.80	0.7%
LOS ANGELES	SCHOOL OF ARTS AND ENTERPRISE	4	1	0	5		
LOS ANGELES	SLAUSON LEARNING CENTER - LOS ANGELES #1	0	1	0	1		
LOS ANGELES	SMART START	0	2	0	2		
LOS ANGELES	SOLEDAD ENRICHMENT ACTION CHARTER SCHOOL	0	1	0	1		
LOS ANGELES	SOUTH BAY HIGH SCHOOL	2	0	0	2		
LOS ANGELES	SOUTH PASADENA UNIFIED SCHOOL DISTRICT	1	1	0	2	207.88	1.0%
LOS ANGELES	SPECTRUM CENTER SCHOOLS - WHITTIER	1	0	0	1		
LOS ANGELES	STEM 3 ACADEMY	0	6	0	6		
LOS ANGELES	STUDENT EMPOWERMENT ACADEMY	0	1	0	1		
LOS ANGELES	SULPHUR SPRINGS UNION ELEMENTARY SCHOOL DISTRICT	1	2	0	3	225.80	1.3%
LOS ANGELES	SUMMIT PREPARATORY CHARTER	0	1	0	1		
LOS ANGELES	SUMMIT VIEW SCHOOL	0	2	0	2		
LOS ANGELES	SUMMIT VIEW WESTSIDE SCHOOL	2	1	0	3		
LOS ANGELES	SUNRISE SCHOOL	0	3	0	3		
LOS ANGELES	SWITZER LEARNING CENTER	0	2	0	2		
LOS ANGELES	SYNERGY CHARTER ACADEMY	1	0	0	1		
LOS ANGELES	SYNERGY KINETIC ACADEMY	1	1	0	2		
LOS ANGELES	SYNERGY QUANTUM ACADEMY	4	1	0	5		

TABLE 5B
Distribution of Intern Credentials, Permits, and Waivers by County and School District
July 1, 2015 to June 30, 2016

Name of County	Name of School District/Agency	Intern Credentials*	Permits**	Waivers	Total Intern Credentials, Permits, and Waivers	Total Number of FTE Teachers***	% of Intern Credentials, Permits, and Waivers
LOS ANGELES	TEACH ACADEMY OF TECHNOLOGIES	1	0	0	1		
LOS ANGELES	TEMPLE CITY UNIFIED SCHOOL DISTRICT	0	2	0	2	254.66	0.8%
LOS ANGELES	THG WEST	0	2	0	2		
LOS ANGELES	TOBINWORLD*	1	3	0	4		
LOS ANGELES	TORRANCE UNIFIED SCHOOL DISTRICT	2	6	0	8	1,114.59	0.7%
LOS ANGELES	TOTAL EDUCATION SOLUTIONS	0	1	0	1		
LOS ANGELES	TRIUMPH CHARTER HIGH	1	0	0	1		
LOS ANGELES	USC HYBRID HIGH	2	3	0	5		
LOS ANGELES	VALOR ACADEMY CHARTER	2	1	0	3		
LOS ANGELES	VAUGHN NEXT CENTURY LEARNING CENTER (CHARTER)	1	0	0	1		
LOS ANGELES	VIEW PARK PREP. ACCEL. CHARTER (CHARTER)	1	1	0	2		
LOS ANGELES	VILLA ESPERANZA SERVICES	0	1	0	1		
LOS ANGELES	VILLAGE GLEN SCHOOL	3	4	0	7		
LOS ANGELES	VILLAGE GLEN WESTSIDE	2	2	0	4		
LOS ANGELES	VISTA SCHOOL	2	1	0	3		
LOS ANGELES	WALNUT VALLEY UNIFIED SCHOOL DISTRICT	0	1	0	1	594.77	0.2%
LOS ANGELES	WATTS LEARNING CENTER (CHARTER)	0	3	0	3		
LOS ANGELES	WEST COVINA UNIFIED SCHOOL DISTRICT	5	0	0	5	617.07	0.8%
LOS ANGELES	WESTCHESTER SECONDARY CHARTER	0	1	0	1		
LOS ANGELES	WESTSIDE UNION ELEMENTARY SCHOOL DISTRICT	15	2	0	17	347.52	4.9%
LOS ANGELES	WHITTIER CITY SCHOOL DISTRICT	1	3	0	4	259.48	1.5%
LOS ANGELES	WILLIAM S. HART UNION HIGH SCHOOL DISTRICT	6	7	0	13	1,132.82	1.2%
LOS ANGELES	WILSONA SCHOOL DISTRICT	0	1	0	1	51.00	2.0%
LOS ANGELES	WISH CHARTER SCHOOLS	2	0	0	2		
LOS ANGELES	YPI VALLEY PUBLIC CHARTER HIGH	1	1	0	2		
LOS ANGELES		847	846	88	1781	67,996.02	2.6%
MADERA	BASS LAKE JOINT UNION ELEMENTARY SCHOOL DISTRICT	1	1	0	2	45.00	4.4%
MADERA	CHAWANAKEE UNIFIED	1	5	0	6	52.27	11.5%
MADERA	CHOWCHILLA ELEMENTARY SCHOOL DISTRICT	1	4	0	5	99.30	5.0%

TABLE 5B
Distribution of Intern Credentials, Permits, and Waivers by County and School District
July 1, 2015 to June 30, 2016

Name of County	Name of School District/Agency	Intern Credentials*	Permits**	Waivers	Total Intern Credentials, Permits, and Waivers	Total Number of FTE Teachers***	% of Intern Credentials, Permits, and Waivers
MADERA	CHOWCHILLA UNION HIGH SCHOOL DISTRICT	0	1	0	1	47.25	2.1%
MADERA	GOLDEN VALLEY UNIFIED SCHOOL DISTRICT	2	0	0	2	94.31	2.1%
MADERA	MADERA COUNTY OFFICE OF EDUCATION	1	15	0	16	78.12	20.5%
MADERA	MADERA UNIFIED SCHOOL DISTRICT	23	40	0	63	948.38	6.6%
MADERA	MINARETS JOINT UNION HIGH	1	0	0	1		
MADERA	RAYMOND-KNOWLES UNION ELEMENTARY	0	1	0	1	5.00	20.0%
MADERA	SHERMAN THOMAS CHARTER SCHOOL	0	1	0	1		
MADERA		30	68	0	98	1,369.63	7.2%
MARIN	ANOVA CENTER FOR EDUCATION	1	2	0	3		
MARIN	DIXIE ELEMENTARY SCHOOL DISTRICT	0	1	0	1	102.80	1.0%
MARIN	IRENE M HUNT SCHOOL OF MARIN	1	0	0	1		
MARIN	LARKSPUR ELEMENTARY	0	1	0	1	78.60	1.3%
MARIN	MARIN COUNTY OFFICE OF EDUCATION	1	2	0	3	27.37	11.0%
MARIN	MILL VALLEY ELEMENTARY SCHOOL DISTRICT	1	1	0	2	170.74	1.2%
MARIN	NOVATO UNIFIED SCHOOL DISTRICT	1	6	0	7	402.53	1.7%
MARIN	REED UNION ELEMENTARY	1	2	0	3	78.95	3.8%
MARIN	ROSS ELEMENTARY	1	0	0	1	30.75	3.3%
MARIN	ROSS VALLEY SCHOOL DISTRICT	2	4	0	6	125.76	4.8%
MARIN	SAN RAFAEL CITY ELEMENTARY SCHOOL DISTRICT	2	4	0	6	216.40	2.8%
MARIN	SAN RAFAEL CITY HIGH SCHOOL DISTRICT	1	0	0	1	112.80	0.9%
MARIN	SHORELINE UNIFIED	0	2	0	2	43.30	4.6%
MARIN		12	25	0	37	1,390.00	2.7%
MARIPOSA	MARIPOSA COUNTY UNIFIED SCHOOL DISTRICT	1	1	0	2	101.70	2.0%
MARIPOSA	SIERRA FOOTHILL CHARTER	0	2	0	2		
MARIPOSA		1	3	0	4	101.70	3.9%
MENDOCINO	ANDERSON VALLEY UNIFIED	2	3	0	5	36.09	13.9%
MENDOCINO	FORT BRAGG UNIFIED SCHOOL DISTRICT	1	9	0	10	113.66	8.8%
MENDOCINO	LA VIDA CHARTER	0	1	0	1		
MENDOCINO	LAYTONVILLE UNIFIED SCHOOL DISTRICT	2	2	0	4	25.06	16.0%

TABLE 5B
Distribution of Intern Credentials, Permits, and Waivers by County and School District
July 1, 2015 to June 30, 2016

Name of County	Name of School District/Agency	Intern Credentials*	Permits**	Waivers	Total Intern Credentials, Permits, and Waivers	Total Number of FTE Teachers***	% of Intern Credentials, Permits, and Waivers
MENDOCINO	MENDOCINO COUNTY OFFICE OF EDUCATION	0	2	0	2	10.40	19.2%
MENDOCINO	MENDOCINO UNIFIED SCHOOL DISTRICT	0	1	0	1	40.83	2.5%
MENDOCINO	PACIFIC COMMUNITY CHARTER SCHOOL	0	1	0	1		
MENDOCINO	POINT ARENA JOINT UNION HIGH SCHOOL DISTRICT	0	2	1	3	12.33	24.3%
MENDOCINO	POTTER VALLEY COMMUNITY UNIFIED	0	3	0	3	18.40	16.3%
MENDOCINO	ROUND VALLEY UNIFIED SCHOOL DISTRICT	1	2	0	3	30.30	9.9%
MENDOCINO	UKIAH UNIFIED SCHOOL DISTRICT	7	22	1	30	346.47	8.7%
MENDOCINO	WILLITS CHARTER SCHOOL (CHARTER)	1	1	0	2		
MENDOCINO	WILLITS UNIFIED SCHOOL DISTRICT	1	4	0	5	104.36	4.8%
MENDOCINO		15	53	2	70	737.90	9.5%
MERCED	ATWATER ELEMENTARY SCHOOL DISTRICT	6	6	0	12	212.22	5.7%
MERCED	BALISCO-CRESSEY ELEMENTARY SCHOOL DISTRICT	0	1	0	1	19.60	5.1%
MERCED	CREATIVE ALTERNATIVES INC.	0	1	0	1		
MERCED	DELHI UNIFIED SCHOOL DISTRICT	2	8	0	10	154.07	6.5%
MERCED	DOS PALOS ORO-LOMA JOINT UNIFIED SCHOOL DISTRICT	3	8	0	11	106.22	10.4%
MERCED	EL NIDO ELEMENTARY SCHOOL DISTRICT	0	1	0	1	0.09	1111.1%
MERCED	GREEN VALLEY CHARTER	0	1	0	1		
MERCED	GUSTINE UNIFIED SCHOOL DISTRICT	3	2	0	5	84.01	6.0%
MERCED	HILMAR UNIFIED SCHOOL DISTRICT	1	1	0	2	112.11	1.8%
MERCED	LE GRAND UNION HIGH SCHOOL DISTRICT	1	0	0	1	28.35	3.5%
MERCED	LIVINGSTON UNION SCHOOL DISTRICT	1	1	0	2	117.71	1.7%
MERCED	LOS BANOS UNIFIED SCHOOL DISTRICT	8	32	0	40	406.35	9.8%
MERCED	MCSWAIN UNION ELEMENTARY SCHOOL DISTRICT	0	2	0	2	40.63	4.9%
MERCED	MERCED CITY ELEMENTARY SCHOOL DISTRICT	3	36	0	39	474.70	8.2%
MERCED	MERCED COUNTY OFFICE OF EDUCATION	19	11	0	30	94.50	31.8%
MERCED	MERCED UNION HIGH SCHOOL DISTRICT	7	27	0	34	490.91	6.9%
MERCED	PLAINSBURG UNION ELEMENTARY SCHOOL DISTRICT	1	1	0	2	5.70	35.1%
MERCED	PLANADA ELEMENTARY SCHOOL DISTRICT SCHOOL DISTRICT	1	4	0	5	37.50	13.3%
MERCED	WINTON ELEMENTARY SCHOOL DISTRICT	0	5	0	5	85.01	5.9%

TABLE 5B
Distribution of Intern Credentials, Permits, and Waivers by County and School District
July 1, 2015 to June 30, 2016

Name of County	Name of School District/Agency	Intern Credentials*	Permits**	Waivers	Total Intern Credentials, Permits, and Waivers	Total Number of FTE Teachers***	% of Intern Credentials, Permits, and Waivers
MERCED		56	148	0	204	2,469.68	8.3%
MODOC	MODOC COUNTY OFFICE OF EDUCATION	1	4	0	5	12.00	41.7%
MODOC	MODOC JOINT UNIFIED SCHOOL DISTRICT	0	2	0	2	45.50	4.4%
MODOC	SURPRISE VALLEY JOINT UNIFIED SCHOOL DISTRICT	0	1	0	1	10.00	10.0%
MODOC		1	7	0	8	67.50	11.9%
MONO	EASTERN SIERRA UNIFIED	1	2	0	3	36.06	8.3%
MONO	MAMMOTH UNIFIED	0	1	0	1	61.45	1.6%
MONO		1	3	0	4	97.51	4.1%
MONTEREY	ALISAL UNION ELEMENTARY SCHOOL DISTRICT	7	32	1	40	351.55	11.4%
MONTEREY	CARMEL UNIFIED SCHOOL DISTRICT	0	1	0	1	157.90	0.6%
MONTEREY	CHUALAR UNION ELEMENTARY	0	2	0	2	16.00	12.5%
MONTEREY	GONZALES UNIFIED SCHOOL DISTRICT	7	15	1	23	119.56	19.2%
MONTEREY	GREENFIELD UNION ELEMENTARY	7	24	0	31	159.40	19.5%
MONTEREY	INTERNATIONAL SCHOOL OF MONTEREY	1	0	0	1		
MONTEREY	KING CITY UNION ELEMENTARY SCHOOL DISTRICT	1	3	0	4	142.30	2.8%
MONTEREY	LAGUNITA	1	0	0	1	5.00	20.0%
MONTEREY	MISSION UNION ELEMENTARY	1	0	0	1	7.50	13.3%
MONTEREY	MONTEREY BAY CHARTER SCHOOL	1	1	0	2		
MONTEREY	MONTEREY COUNTY OFFICE OF EDUCATION	1	5	0	6	136.33	4.4%
MONTEREY	MONTEREY PENINSULA UNIFIED SCHOOL DISTRICT	7	9	0	16	566.62	2.8%
MONTEREY	NORTH MONTEREY COUNTY UNIFIED SCHOOL DISTRICT	8	1	0	9	216.82	4.2%
MONTEREY	OASIS CHARTER PUBLIC SCHOOL	2	1	0	3		
MONTEREY	SALINAS CITY ELEMENTARY	7	23	1	31	350.00	8.9%
MONTEREY	SALINAS UNION HIGH SCHOOL DISTRICT	19	15	0	34	663.72	5.1%
MONTEREY	SAN ANTONIO UNION ELEMENTARY SCHOOL DISTRICT	1	0	0	1	9.00	11.1%
MONTEREY	SAN ARDO UNION ELEMENTARY SCHOOL DISTRICT	0	1	0	1	7.00	14.3%
MONTEREY	SANTA RITA UNION ELEMENTARY SCHOOL DISTRICT	7	0	0	7	142.31	4.9%
MONTEREY	SOLEDAD UNIFIED SCHOOL DISTRICT	8	31	0	39	214.13	18.2%
MONTEREY	SOUTH MONTEREY COUNTY JOINT UNION HIGH	3	4	0	7	82.30	8.5%

TABLE 5B
Distribution of Intern Credentials, Permits, and Waivers by County and School District
July 1, 2015 to June 30, 2016

Name of County	Name of School District/Agency	Intern Credentials*	Permits**	Waivers	Total Intern Credentials, Permits, and Waivers	Total Number of FTE Teachers***	% of Intern Credentials, Permits, and Waivers
MONTEREY	SPRECKELS UNION	0	2	0	2	47.00	4.3%
MONTEREY	WASHINGTON UNION ELEMENTARY SCHOOL DISTRICT	0	1	0	1	39.00	2.6%
MONTEREY		89	171	3	263	3,433.44	7.7%
NAPA	NAPA COUNTY OFFICE OF EDUCATION	1	2	0	3	52.55	5.7%
NAPA	NAPA VALLEY UNIFIED SCHOOL DISTRICT	12	15	3	30	838.66	3.6%
NAPA		13	17	3	33	891.21	3.7%
NEVADA	CHARIS YOUTH CENTER	1	0	0	1		
NEVADA	EPIC DE CEASAR CHAVEZ	0	2	0	2		
NEVADA	GRASS VALLEY CHARTER SCHOOL	0	1	0	1		
NEVADA	GRASS VALLEY ELEMENTARY SCHOOL DISTRICT	1	1	0	2	98.56	2.0%
NEVADA	JOHN MUIR CHARTER SCHOOL	0	1	0	1		
NEVADA	NEVADA COUNTY OFFICE OF EDUCATION	0	4	0	4	183.11	2.2%
NEVADA	NEVADA JOINT UNION HIGH SCHOOL DISTRICT	2	2	1	5	143.33	3.5%
NEVADA	TWIN RIDGES ELEMENTARY SCHOOL DISTRICT	0	1	0	1	7.00	14.3%
NEVADA		4	12	1	17	432.00	3.9%
ORANGE	ANAHEIM UNION HIGH SCHOOL DISTRICT	5	2	0	7	1,207.36	0.6%
ORANGE	BREA-OLINDA UNIFIED SCHOOL DISTRICT	2	0	0	2	229.60	0.9%
ORANGE	CAPISTRANO UNIFIED SCHOOL DISTRICT	4	0	0	4	2,093.44	0.2%
ORANGE	CENTRALIA SCHOOL DISTRICT	1	0	0	1	182.50	0.6%
ORANGE	CLETA HARDER DEVELOPMENTAL SCHOOL/HBIC	0	0	1	1		
ORANGE	FOUNTAIN VALLEY ELEMENTARY SCHOOL DISTRICT	1	0	0	1	249.52	0.4%
ORANGE	FULLERTON ELEMENTARY SCHOOL DISTRICT	1	3	0	4	535.86	0.8%
ORANGE	FULLERTON JOINT UNION HIGH SCHOOL DISTRICT	0	1	0	1	515.70	0.2%
ORANGE	GARDEN GROVE UNIFIED SCHOOL DISTRICT	0	18	0	18	1,908.07	0.9%
ORANGE	HUNTINGTON BEACH UNION HIGH SCHOOL DISTRICT	1	0	0	1	649.00	0.2%
ORANGE	IRVINE UNIFIED SCHOOL DISTRICT	7	0	0	7	1,329.34	0.5%
ORANGE	JOURNEY SCHOOL (CHARTER)	0	2	0	2		
ORANGE	LA HABRA CITY ELEMENTARY	0	1	0	1	206.35	0.5%
ORANGE	LAGUNA BEACH UNIFIED	0	3	0	3	150.05	2.0%

TABLE 5B
Distribution of Intern Credentials, Permits, and Waivers by County and School District
July 1, 2015 to June 30, 2016

Name of County	Name of School District/Agency	Intern Credentials*	Permits**	Waivers	Total Intern Credentials, Permits, and Waivers	Total Number of FTE Teachers***	% of Intern Credentials, Permits, and Waivers
ORANGE	MARDAN SCHOOL	1	0	0	1		
ORANGE	NEWPORT-MESA UNIFIED SCHOOL DISTRICT	0	10	0	10	967.03	1.0%
ORANGE	OCEAN VIEW ELEMENTARY SCHOOL DISTRICT	0	1	0	1	371.50	0.3%
ORANGE	OLIVE CREST ACADEMY	2	0	0	2		
ORANGE	ORANGE COUNTY OFFICE OF EDUCATION	2	1	0	3		
ORANGE	ORANGE UNIFIED SCHOOL DISTRICT	6	6	0	12	1,259.77	1.0%
ORANGE	PLACENTIA-YORBA LINDA UNIFIED SCHOOL DISTRICT	3	0	0	3	1,054.39	0.3%
ORANGE	PORT VIEW PREPARATORY	2	0	0	2		
ORANGE	ROSSIER PARK JR./SR. HIGH SCHOOL	2	0	0	2		
ORANGE	SADDLEBACK VALLEY UNIFIED SCHOOL DISTRICT	5	3	0	8	1,151.37	0.7%
ORANGE	SANTA ANA UNIFIED SCHOOL DISTRICT	6	0	0	6	2,484.05	0.2%
ORANGE	SANTIAGO MIDDLE SCHOOL (CHARTER)	1	0	0	1		
ORANGE	SPECTRUM CENTER - ROSSIER PARK	3	2	0	5		
ORANGE	SPECTRUM CENTER SCHOOLS - ROSSIER PARK ELEMENT	1	0	0	1		
ORANGE	SPEECH AND LANGUAGE DEVELOPMENT CENTER	4	0	0	4		
ORANGE	THE PRENTICE SCHOOL	1	0	0	1		
ORANGE	TUSTIN UNIFIED SCHOOL DISTRICT	2	1	0	3	910.99	0.3%
ORANGE	WESTMINSTER ELEMENTARY SCHOOL DISTRICT	0	2	0	2	433.13	0.5%
ORANGE		63	56	1	120	17,889.02	0.7%
PLACER	AUBURN UNION SCHOOL DISTRICT	0	1	0	1	100.04	1.0%
PLACER	COLFAX ELEMENTARY	1	0	0	1	17.00	5.9%
PLACER	DRY CREEK JOINT ELEMENTARY SCHOOL DISTRICT	0	2	0	2	305.24	0.7%
PLACER	FORESTHILL UNION ELEMENTARY	1	0	0	1	20.00	5.0%
PLACER	HARVEST RIDGE COOPERATIVE CHARTER/PLACER ACAD	0	1	0	1		
PLACER	LOOMIS UNION ELEMENTARY SCHOOL DISTRICT	2	1	0	3	187.77	1.6%
PLACER	NEWCASTLE ELEMENTARY	1	1	0	2	106.53	1.9%
PLACER	PLACER COUNTY OFFICE OF EDUCATION	0	1	0	1	65.95	1.5%
PLACER	PLACER HILLS UNION ELEMENTARY	1	0	0	1	36.00	2.8%
PLACER	PLACER LEARNING CENTER	1	2	0	3		

TABLE 5B
Distribution of Intern Credentials, Permits, and Waivers by County and School District
July 1, 2015 to June 30, 2016

Name of County	Name of School District/Agency	Intern Credentials*	Permits**	Waivers	Total Intern Credentials, Permits, and Waivers	Total Number of FTE Teachers***	% of Intern Credentials, Permits, and Waivers
PLACER	PLACER UNION HIGH SCHOOL DISTRICT	1	0	0	1	177.32	0.6%
PLACER	ROCKLIN ACADEMY	1	1	0	2		
PLACER	ROCKLIN UNIFIED SCHOOL DISTRICT	1	3	0	4	600.64	0.7%
PLACER	ROSEVILLE CITY ELEMENTARY SCHOOL DISTRICT	1	0	0	1	459.98	0.2%
PLACER	SIERRA FOOTHILLS ACADEMY	1	4	0	5		
PLACER	TAHOE-TRUCKEE UNIFIED SCHOOL DISTRICT	2	2	0	4	231.27	1.7%
PLACER	WESTERN PLACER UNIFIED SCHOOL DISTRICT	0	1	0	1	492.20	0.2%
PLACER		14	20	0	34	2,799.94	1.2%
PLUMAS	PLUMAS CHARTER SCHOOL	1	1	0	2		
PLUMAS	PLUMAS COUNTY OFFICE OF EDUCATION	0	1	0	1	6.66	15.0%
PLUMAS	PLUMAS UNIFIED SCHOOL DISTRICT	2	2	0	4	119.48	3.4%
PLUMAS		3	4	0	7	126.14	5.6%
RIVERSIDE	ALVORD UNIFIED SCHOOL DISTRICT	3	2	0	5	847.76	0.6%
RIVERSIDE	BANNING UNIFIED SCHOOL DISTRICT	3	1	0	4	193.86	2.1%
RIVERSIDE	BEAUMONT UNIFIED SCHOOL DISTRICT	0	3	0	3	385.00	0.8%
RIVERSIDE	BRIGHT FUTURES ACADEMY - RIVERSIDE	7	4	0	11		
RIVERSIDE	CHILDHELP SCHOOL VILLAGE WEST	1	0	0	1		
RIVERSIDE	COACHELLA VALLEY UNIFIED	18	7	0	25	868.82	2.9%
RIVERSIDE	CORONA-NORCO UNIFIED SCHOOL DISTRICT	1	26	0	27	2,206.91	1.2%
RIVERSIDE	DESERT SANDS UNIFIED SCHOOL DISTRICT	11	15	2	28	1,260.53	2.2%
RIVERSIDE	ENCORE HIGH SCHOOL FOR THE ARTS - RIVERSIDE	1	1	0	2		
RIVERSIDE	HEMET UNIFIED SCHOOL DISTRICT	8	29	0	37	1,011.65	3.7%
RIVERSIDE	IMAGINE SCHOOLS, RIVERSIDE COUNTY	1	2	0	3		
RIVERSIDE	JURUPA UNIFIED SCHOOL DISTRICT	7	2	0	9	859.26	1.1%
RIVERSIDE	LAKE ELSINORE UNIFIED SCHOOL DISTRICT	5	6	0	11	994.45	1.1%
RIVERSIDE	MENIFEE UNION SCHOOL DISTRICT	2	5	0	7	483.59	1.5%
RIVERSIDE	MORENO VALLEY UNIFIED SCHOOL DISTRICT	19	14	0	33	1,424.73	2.3%
RIVERSIDE	MURRIETA VALLEY UNIFIED SCHOOL DISTRICT	4	22	1	27	878.06	3.1%
RIVERSIDE	NUVIEW UNION SCHOOL DISTRICT	1	4	0	5	128.90	3.9%

TABLE 5B
Distribution of Intern Credentials, Permits, and Waivers by County and School District
July 1, 2015 to June 30, 2016

Name of County	Name of School District/Agency	Intern Credentials*	Permits**	Waivers	Total Intern Credentials, Permits, and Waivers	Total Number of FTE Teachers***	% of Intern Credentials, Permits, and Waivers
RIVERSIDE	OAK GROVE / JACK WEAVER SCHOOL	1	0	0	1		
RIVERSIDE	PALM SPRINGS UNIFIED SCHOOL DISTRICT	7	5	0	12	1,073.20	1.1%
RIVERSIDE	PALO VERDE UNIFIED SCHOOL DISTRICT	3	5	5	13	125.26	10.4%
RIVERSIDE	PERRIS ELEMENTARY SCHOOL DISTRICT	0	1	0	1	270.00	0.4%
RIVERSIDE	PERRIS UNION HIGH SCHOOL DISTRICT	8	0	0	8	417.64	1.9%
RIVERSIDE	RIVER SPRINGS CHARTER	1	2	0	3		
RIVERSIDE	RIVERSIDE COUNTY OFFICE OF EDUCATION	24	15	0	39	469.40	8.3%
RIVERSIDE	RIVERSIDE UNIFIED SCHOOL DISTRICT	7	4	0	11	1,860.77	0.6%
RIVERSIDE	SAN JACINTO UNIFIED SCHOOL DISTRICT	6	7	0	13	493.28	2.6%
RIVERSIDE	SAN JACINTO VALLEY ACADEMY (CHARTER)	2	0	0	2		
RIVERSIDE	SANTA ROSA ACADEMY	1	0	0	1		
RIVERSIDE	SOMERSET EDUCATIONAL SERVICES	2	0	0	2		
RIVERSIDE	SPECTRUM CENTER SCHOOLS - MISSION MIDDLE	1	0	0	1		
RIVERSIDE	STARTING GATE EDUCATIONAL SERVICES	2	0	0	2		
RIVERSIDE	SYCAMORE ACADEMY OF SCIENCE AND CULTURAL ARTS	1	0	0	1		
RIVERSIDE	TEMECULA PREPARATORY SCHOOL (CHARTER)	0	1	0	1		
RIVERSIDE	TEMECULA VALLEY UNIFIED SCHOOL DISTRICT	4	8	1	13	1,244.35	1.0%
RIVERSIDE	VAL VERDE UNIFIED SCHOOL DISTRICT	7	15	0	22	812.31	2.7%
RIVERSIDE		169	206	9	384	18,309.73	2.1%
SACRAMENTO	ABC SCHOOL - SACRAMENTO	0	3	0	3		
SACRAMENTO	ALDAR ACADEMY	0	2	0	2		
SACRAMENTO	ARCOHE UNION ELEMENTARY	3	2	0	5	21.00	23.8%
SACRAMENTO	ASPIRE ALEXANDER TWILIGHT SECONDARY ACADEMY	0	2	0	2		
SACRAMENTO	ASPIRE CAPITOL HEIGHTS ACADEMY	2	2	0	4		
SACRAMENTO	CALIFORNIA EDUCATION AUTHORITY	0	1	0	1		
SACRAMENTO	CAPITOL ACADEMY	1	4	0	5		
SACRAMENTO	CAPITOL ELEMENTARY	0	4	0	4		
SACRAMENTO	CENTER UNIFIED SCHOOL DISTRICT	0	4	0	4	199.37	2.0%
SACRAMENTO	COMMUNITY OUTREACH ACADEMY	1	0	0	1		

TABLE 5B
Distribution of Intern Credentials, Permits, and Waivers by County and School District
July 1, 2015 to June 30, 2016

Name of County	Name of School District/Agency	Intern Credentials*	Permits**	Waivers	Total Intern Credentials, Permits, and Waivers	Total Number of FTE Teachers***	% of Intern Credentials, Permits, and Waivers
SACRAMENTO	ELK GROVE UNIFIED SCHOOL DISTRICT	12	42	0	54	3,077.71	1.8%
SACRAMENTO	ELVERTA JOINT ELEMENTARY	2	0	0	2	14.95	13.4%
SACRAMENTO	FOLSOM-CORDOVA UNIFIED SCHOOL DISTRICT	3	1	0	4	914.36	0.4%
SACRAMENTO	FORTUNE	11	2	0	13		
SACRAMENTO	GALT JOINT UNION ELEMENTARY SCHOOL DISTRICT	0	1	0	1	193.36	0.5%
SACRAMENTO	GALT JOINT UNION HIGH	3	1	0	4	100.80	4.0%
SACRAMENTO	GATEWAY INTERNATIONAL	2	0	0	2		
SACRAMENTO	LAND PARK ACADEMY	2	0	0	2		
SACRAMENTO	NATOMAS PACIFIC PATHWAYS PREP	1	0	0	1		
SACRAMENTO	NATOMAS UNIFIED SCHOOL DISTRICT	5	3	0	8	676.56	1.2%
SACRAMENTO	NORTHERN CALIFORNIA PREP SCHOOL	3	0	0	3		
SACRAMENTO	OAK PARK PREPARATORY ACADEMY	0	2	0	2		
SACRAMENTO	POINT QUEST EDUCATION, INC.	2	0	0	2		
SACRAMENTO	RIVER DELTA UNIFIED SCHOOL DISTRICT	8	4	1	13	111.27	11.7%
SACRAMENTO	ROBLA ELEMENTARY	2	0	0	2	112.80	1.8%
SACRAMENTO	SACRAMENTO CHARTER HIGH	0	10	0	10		
SACRAMENTO	SACRAMENTO CITY UNIFIED SCHOOL DISTRICT	27	59	0	86	2,030.52	4.2%
SACRAMENTO	SACRAMENTO COUNTY OFFICE OF EDUCATION	5	0	0	5	146.29	3.4%
SACRAMENTO	SAN JUAN UNIFIED SCHOOL DISTRICT	11	41	0	52	2,210.72	2.4%
SACRAMENTO	SIERRA SCHOOL AT EASTERN	1	2	0	3		
SACRAMENTO	ST. HOPE PUBLIC SCHOOL	4	0	0	4		
SACRAMENTO	ST. HOPE PUBLIC SCHOOL 7	2	6	0	8		
SACRAMENTO	TWIN RIVERS UNIFIED SCHOOL DISTRICT	9	17	0	26	1,539.00	1.7%
SACRAMENTO		122	215	1	338	11,348.71	3.0%
SAN BENITO	AROMAS/SAN JUAN UNIFIED SCHOOL DISTRICT	1	4	0	5	53.50	9.4%
SAN BENITO	HOLLISTER ELEMENTARY	7	10	0	17	280.84	6.1%
SAN BENITO	JEFFERSON ELEMENTARY	1	0	0	1	1.00	100.0%
SAN BENITO	SAN BENITO COUNTY OFFICE OF EDUCATION	2	0	0	2	6.00	33.3%
SAN BENITO	SAN BENITO HIGH SCHOOL DISTRICT	1	8	0	9	130.05	6.9%

TABLE 5B
Distribution of Intern Credentials, Permits, and Waivers by County and School District
July 1, 2015 to June 30, 2016

Name of County	Name of School District/Agency	Intern Credentials*	Permits**	Waivers	Total Intern Credentials, Permits, and Waivers	Total Number of FTE Teachers***	% of Intern Credentials, Permits, and Waivers
SAN BENITO	SOUTHSIDE ELEMENTARY SCHOOL DISTRICT	0	1	0	1	8.00	12.5%
SAN BENITO		12	23	0	35	479.39	7.3%
SAN BERNARDINO	ADELANTO ELEMENTARY SCHOOL DISTRICT	3	0	0	3	449.02	0.7%
SAN BERNARDINO	ALTA LOMA ELEMENTARY	0	1	0	1	229.10	0.4%
SAN BERNARDINO	ALTA VISTA PUBLIC	3	0	0	3		
SAN BERNARDINO	ALTUS ACADEMY	4	0	0	4		
SAN BERNARDINO	APPLE VALLEY UNIFIED SCHOOL DISTRICT	8	16	0	24	623.15	3.9%
SAN BERNARDINO	BARSTOW UNIFIED SCHOOL DISTRICT	7	12	0	19	256.63	7.4%
SAN BERNARDINO	BEAR VALLEY UNIFIED SCHOOL DISTRICT	1	0	0	1	113.15	0.9%
SAN BERNARDINO	CENTRAL ELEMENTARY	1	0	0	1	195.47	0.5%
SAN BERNARDINO	CHAFFEY JOINT UNION HIGH SCHOOL DISTRICT	1	1	0	2	966.99	0.2%
SAN BERNARDINO	CHINO VALLEY UNIFIED SCHOOL DISTRICT	4	2	0	6	1,318.42	0.5%
SAN BERNARDINO	COLTON JOINT UNIFIED SCHOOL DISTRICT	11	0	0	11	1,086.35	1.0%
SAN BERNARDINO	DESERT TRAILS PREPARATORY ACADEMY	2	0	0	2		
SAN BERNARDINO	ENCORE HIGH SCHOOL FOR THE PERFORMING AND VIS	3	0	0	3		
SAN BERNARDINO	ETIWANDA ELEMENTARY SCHOOL DISTRICT	3	8	0	11	616.50	1.8%
SAN BERNARDINO	EXCELSIOR EDUCATION CENTER (CHARTER)	2	0	0	2		
SAN BERNARDINO	FONTANA UNIFIED SCHOOL DISTRICT	10	2	1	13	1,684.36	0.8%
SAN BERNARDINO	HELENDALE SCHOOL DISTRICT	1	0	1	2	103.36	1.9%
SAN BERNARDINO	HERITAGE K-8 CHARTER SCHOOL	1	0	0	1		
SAN BERNARDINO	HESPERIA UNIFIED SCHOOL DISTRICT	28	23	1	52	934.16	5.6%
SAN BERNARDINO	HOPE ACADEMY CHARTER	4	13	0	17		
SAN BERNARDINO	LAVERNE ELEMENTARY PREPARATORY ACADEMY	3	0	0	3		
SAN BERNARDINO	LUCERNE VALLEY UNIFIED SCHOOL DISTRICT	0	3	0	3	107.97	2.8%
SAN BERNARDINO	MOJAVE RIVER ACADEMY	0	2	0	2		
SAN BERNARDINO	MORONGO UNIFIED SCHOOL DISTRICT	3	13	0	16	476.15	3.4%
SAN BERNARDINO	NORTH VALLEY SCHOOL, INC.	0	1	0	1		
SAN BERNARDINO	ONTARIO-MONTCLAIR SCHOOL DISTRICT	4	2	0	6	1,026.47	0.6%
SAN BERNARDINO	OPTIONS FOR YOUTH-VICTORILLE (CHARTER)	2	0	0	2		

TABLE 5B
Distribution of Intern Credentials, Permits, and Waivers by County and School District
July 1, 2015 to June 30, 2016

Name of County	Name of School District/Agency	Intern Credentials*	Permits**	Waivers	Total Intern Credentials, Permits, and Waivers	Total Number of FTE Teachers***	% of Intern Credentials, Permits, and Waivers
SAN BERNARDINO	ORO GRANDE ELEMENTARY SCHOOL DISTRICT	6	1	0	7	183.07	3.8%
SAN BERNARDINO	OXFORD PREPARATORY ACADEMY CHINO VALLEY	1	0	0	1		
SAN BERNARDINO	PATHWAYS TO COLLEGE	0	2	0	2		
SAN BERNARDINO	REDLANDS UNIFIED SCHOOL DISTRICT	2	0	0	2	934.64	0.2%
SAN BERNARDINO	RIALTO UNIFIED SCHOOL DISTRICT	9	3	0	12	1,078.15	1.1%
SAN BERNARDINO	RIM OF THE WORLD UNIFIED SCHOOL DISTRICT	3	1	0	4	159.95	2.5%
SAN BERNARDINO	RIVERSIDE PREPARATORY	0	2	0	2		
SAN BERNARDINO	SAN BERNARDINO CITY UNIFIED SCHOOL DISTRICT	36	15	0	51	2,441.49	2.1%
SAN BERNARDINO	SAN BERNARDINO COUNTY OFFICE OF EDUCATION	3	5	1	9	271.45	3.3%
SAN BERNARDINO	SILVER VALLEY UNIFIED SCHOOL DISTRICT	1	5	0	6	133.21	4.5%
SAN BERNARDINO	SNOWLINE JOINT UNIFIED SCHOOL DISTRICT	5	9	0	14	340.73	4.1%
SAN BERNARDINO	SOAR CHARTER ACADEMY	1	2	0	3		
SAN BERNARDINO	SPECTRUM CENTER SCHOOLS - CHINO HILLS	0	1	0	1		
SAN BERNARDINO	SUMMIT LEADERSHIP ACADEMY-HIGH DESERT	1	1	0	2		
SAN BERNARDINO	TRONA JOINT UNIFIED SCHOOL DISTRICT	1	1	0	2	18.68	10.7%
SAN BERNARDINO	UPLAND UNIFIED SCHOOL DISTRICT	7	4	0	11	496.26	2.2%
SAN BERNARDINO	VICTOR ELEMENTARY SCHOOL DISTRICT	15	15	0	30	497.48	6.0%
SAN BERNARDINO	VICTOR VALLEY UNION HIGH SCHOOL DISTRICT	11	16	1	28	601.50	4.7%
SAN BERNARDINO	YUCAIPA-CALIMESA JOINT UNIFIED	5	2	0	7	451.13	1.6%
SAN BERNARDINO		216	184	5	405	17,794.99	2.3%
SAN DIEGO	ACES ACADEMY	0	1	0	1		
SAN DIEGO	ALPINE UNION ELEMENTARY SCHOOL DISTRICT	1	1	0	2	81.00	2.5%
SAN DIEGO	AMERICA'S FINEST CHARTER SCHOOL	2	1	0	3		
SAN DIEGO	ASELTINE SCHOOL	0	1	0	1		
SAN DIEGO	AUDEO CHARTER SCHOOL	1	0	0	1		
SAN DIEGO	BONSALL UNION ELEMENTARY SCHOOL DISTRICT	1	0	0	1		
SAN DIEGO	BORREGO SPRINGS UNIFIED SCHOOL DISTRICT	0	2	0	2	43.20	4.6%
SAN DIEGO	CAJON VALLEY UNION ELEMENTARY SCHOOL DISTRICT	4	6	0	10	721.83	1.4%
SAN DIEGO	CARDIFF ELEMENTARY	1	1	0	2	43.37	4.6%

TABLE 5B
Distribution of Intern Credentials, Permits, and Waivers by County and School District
July 1, 2015 to June 30, 2016

Name of County	Name of School District/Agency	Intern Credentials*	Permits**	Waivers	Total Intern Credentials, Permits, and Waivers	Total Number of FTE Teachers***	% of Intern Credentials, Permits, and Waivers
SAN DIEGO	CHARTER SCHOOL OF SAN DIEGO	1	0	0	1		
SAN DIEGO	CHULA VISTA ELEMENTARY SCHOOL DISTRICT	8	9	1	18	1,511.89	1.2%
SAN DIEGO	CHULA VISTA LEARNING COMMUNITY CHARTER	2	0	0	2		
SAN DIEGO	CLASSICAL ACADEMY HIGH	1	0	0	1		
SAN DIEGO	DARNALL E. CHARTER SCHOOL (CHARTER)	1	2	0	3		
SAN DIEGO	DEHESA CHARTER SCHOOL	3	0	0	3		
SAN DIEGO	DEHESA SCHOOL DISTRICT	1	2	0	3	253.16	1.2%
SAN DIEGO	DEL MAR UNION SCHOOL DISTRICT	1	2	0	3	246.54	1.2%
SAN DIEGO	DIEGO HILLS CHARTER	2	0	0	2		
SAN DIEGO	DIEGO VALLEY CHARTER	1	0	0	1		
SAN DIEGO	E3 CIVIC HIGH	1	0	0	1		
SAN DIEGO	EJE ELEMENTARY ACADEMY CHARTER	1	2	0	3		
SAN DIEGO	EJE MIDDLE ACADEMY	0	2	0	2		
SAN DIEGO	EPIPHANY PREP CHARTER	1	0	0	1		
SAN DIEGO	ESCONDIDO CHARTER HIGH SCHOOL (CHARTER)	2	0	0	2		
SAN DIEGO	ESCONDIDO UNION ELEMENTARY SCHOOL DISTRICT	7	11	0	18	989.21	1.8%
SAN DIEGO	ESCONDIDO UNION HIGH SCHOOL DISTRICT	2	0	0	2	438.95	0.5%
SAN DIEGO	EVANGELINE ROBERTS INSTITUTE OF LEARNING	0	1	0	1		
SAN DIEGO	EXCELSIOR ACADEMY	3	0	0	3		
SAN DIEGO	FALLBROOK UNION ELEMENTARY SCHOOL DISTRICT	0	4	0	4	246.90	1.6%
SAN DIEGO	FALLBROOK UNION HIGH SCHOOL DISTRICT	1	2	0	3	101.91	2.9%
SAN DIEGO	GOMPERS PREPARATORY ACADEMY	2	0	0	2		
SAN DIEGO	GROSSMONT UNION HIGH SCHOOL DISTRICT	6	7	0	13	957.10	1.4%
SAN DIEGO	GUAJOME PARK ACADEMY (CHARTER)	1	0	0	1		
SAN DIEGO	HARRIET TUBMAN VILLAGE SCHOOL (CHARTER)	0	2	0	2		
SAN DIEGO	HIGH TECH ELEMENTARY	1	1	0	2		
SAN DIEGO	HIGH TECH ELEMENTARY NORTH COUNTY	1	0	0	1		
SAN DIEGO	HIGH TECH HIGH CHARTER SCHOOL	8	7	0	15		
SAN DIEGO	HIGH TECH HIGH CHULA VISTA	6	5	0	11		

TABLE 5B
Distribution of Intern Credentials, Permits, and Waivers by County and School District
July 1, 2015 to June 30, 2016

Name of County	Name of School District/Agency	Intern Credentials*	Permits**	Waivers	Total Intern Credentials, Permits, and Waivers	Total Number of FTE Teachers***	% of Intern Credentials, Permits, and Waivers
SAN DIEGO	HIGH TECH HIGH INTERNATIONAL	3	3	0	6		
SAN DIEGO	HIGH TECH HIGH MEDIA ARTS	4	2	0	6		
SAN DIEGO	HIGH TECH HIGH NORTH COUNTY	1	0	0	1		
SAN DIEGO	HIGH TECH MIDDLE	2	0	0	2		
SAN DIEGO	HIGH TECH MIDDLE NORTH COUNTY	1	4	0	5		
SAN DIEGO	INNOVATIONS ACADEMY	1	0	0	1		
SAN DIEGO	INSTITUTE FOR EFFECTIVE EDUCATION	1	0	0	1		
SAN DIEGO	KING/CHAVEZ ACADEMY OF EXCELLENCE	4	1	0	5		
SAN DIEGO	KING/CHAVEZ ARTS ACADEMY	1	0	0	1		
SAN DIEGO	KING/CHAVEZ PREPARATORY ACADEMY	1	0	0	1		
SAN DIEGO	KIPP ADELANTE PREPARATORY ACADEMY	0	1	0	1		
SAN DIEGO	LA MESA-SPRING VALLEY SCHOOL DISTRICT	2	4	0	6	503.88	1.2%
SAN DIEGO	LAKESIDE UNION ELEMENTARY SCHOOL DISTRICT	0	5	0	5	273.49	1.8%
SAN DIEGO	LEARNING CHOICE ACADEMY	1	0	0	1		
SAN DIEGO	LEMON GROVE ELEMENTARY SCHOOL DISTRICT	0	5	0	5	169.36	3.0%
SAN DIEGO	LITERACY FIRST CHARTER	1	2	0	3		
SAN DIEGO	MOUNTAIN EMPIRE UNIFIED SCHOOL DISTRICT	1	3	0	4	174.71	2.3%
SAN DIEGO	MUSEUM SCHOOL (CHARTER)	1	0	0	1		
SAN DIEGO	NATIONAL SCHOOL DISTRICT	1	1	0	2	310.91	0.6%
SAN DIEGO	O'FARRELL COMMUNITY CHARTER SCHOOL (CHARTER)	3	0	0	3		
SAN DIEGO	OCEANSIDE UNIFIED SCHOOL DISTRICT	3	14	0	17	971.59	1.8%
SAN DIEGO	PIONEER DAY SCHOOL	1	0	0	1		
SAN DIEGO	POWAY UNIFIED SCHOOL DISTRICT	4	1	0	5	1,429.98	0.4%
SAN DIEGO	PREUSS MODEL SCHOOL UCSD (CHARTER)	2	0	0	2		
SAN DIEGO	RAMONA UNIFIED SCHOOL DISTRICT	0	1	0	1	217.80	0.5%
SAN DIEGO	RANCHO SANTA FE ELEMENTARY SCHOOL DISTRICT	0	2	0	2	62.12	3.2%
SAN DIEGO	SAN DIEGO CENTER FOR CHILDREN	4	0	0	4		
SAN DIEGO	SAN DIEGO CITY UNIFIED SCHOOL DISTRICT	52	235	0	287	6,548.54	4.4%
SAN DIEGO	SAN DIEGO COOPERATIVE CHARTER	1	0	0	1		

TABLE 5B
Distribution of Intern Credentials, Permits, and Waivers by County and School District
July 1, 2015 to June 30, 2016

Name of County	Name of School District/Agency	Intern Credentials*	Permits**	Waivers	Total Intern Credentials, Permits, and Waivers	Total Number of FTE Teachers***	% of Intern Credentials, Permits, and Waivers
SAN DIEGO	SAN DIEGO COUNTY OFFICE OF EDUCATION	3	0	0	3	252.52	1.2%
SAN DIEGO	SAN DIEGUITO UNION HIGH SCHOOL DISTRICT	1	0	0	1	513.53	0.2%
SAN DIEGO	SAN MARCOS UNIFIED SCHOOL DISTRICT	4	17	0	21	807.18	2.6%
SAN DIEGO	SAN PASQUAL UNION SCHOOL DISTRICT	1	2	0	3	29.90	10.0%
SAN DIEGO	SAN YSIDRO ELEMENTARY SCHOOL DISTRICT	4	5	0	9	188.19	4.8%
SAN DIEGO	SANTEE ELEMENTARY SCHOOL DISTRICT	0	3	0	3	300.96	1.0%
SAN DIEGO	SOUTH BAY UNION SCHOOL DISTRICT	0	1	0	1	347.90	0.3%
SAN DIEGO	SPRINGALL ACADEMY	1	1	0	2		
SAN DIEGO	SWEETWATER UNION HIGH SCHOOL DISTRICT	30	55	0	85	1,774.92	4.8%
SAN DIEGO	T.E.R.I. LEARNING ACADEMY	1	2	0	3		
SAN DIEGO	THRIVE PUBLIC	0	1	0	1		
SAN DIEGO	URBAN DISCOVERY ACADEMY CHARTER	1	2	0	3		
SAN DIEGO	VALLEY CENTER-PAUMA UNIFIED SCHOOL DISTRICT	2	4	0	6	201.52	3.0%
SAN DIEGO	VISTA UNIFIED SCHOOL DISTRICT	3	3	0	6	1,161.95	0.5%
SAN DIEGO	WARNER UNIFIED SCHOOL DISTRICT	0	1	0	1	77.31	1.3%
SAN DIEGO	WINSTON SCHOOL	1	0	0	1		
SAN DIEGO		222	453	1	676	21,953.32	3.1%
SAN FRANCISCO	EDISON CHARTER ACADEMY	2	0	0	2		
SAN FRANCISCO	KIPP BAYVIEW ACADEMY	1	0	0	1		
SAN FRANCISCO	LEADERSHIP HIGH SCHOOL (CHARTER)	1	0	0	1		
SAN FRANCISCO	OAKES CHILDREN CENTER	0	3	0	3		
SAN FRANCISCO	ONEPURPOSE	1	0	0	1		
SAN FRANCISCO	SAN FRANCISCO UNIFIED SCHOOL DISTRICT	61	217	16	294	3,472.36	8.5%
SAN FRANCISCO	SPECTRUM CENTER GOLDEN GATE	1	0	0	1		
SAN FRANCISCO		67	220	16	303	3,472.36	8.7%
SAN JOAQUIN	ACACIA ELEMENTARY CHARTER	0	5	0	5		
SAN JOAQUIN	ASPIRE APEX ACADEMY	0	4	0	4		
SAN JOAQUIN	ASPIRE BENJAMIN HOLT COLLEGE PREPARATORY ACAD	3	0	0	3		
SAN JOAQUIN	ASPIRE LANGSTON HUGHES ACADEMY CHARTER SCHO	4	1	0	5		

TABLE 5B
Distribution of Intern Credentials, Permits, and Waivers by County and School District
July 1, 2015 to June 30, 2016

Name of County	Name of School District/Agency	Intern Credentials*	Permits**	Waivers	Total Intern Credentials, Permits, and Waivers	Total Number of FTE Teachers***	% of Intern Credentials, Permits, and Waivers
SAN JOAQUIN	ASPIRE PORT CITY ACADEMY	2	4	0	6		
SAN JOAQUIN	ASPIRE PUBLIC SCHOOLS	1	7	0	8		
SAN JOAQUIN	ASPIRE ROSA PARK ACADEMY	1	1	0	2		
SAN JOAQUIN	BANTA ELEMENTARY	1	0	0	1	54.00	1.9%
SAN JOAQUIN	CENTRAL VALLEY TRAINING CENTER, INC.	1	3	1	5		
SAN JOAQUIN	DR. LEWIS DOLPHIN STALLWORTH SR. CHARTER	2	0	1	3		
SAN JOAQUIN	ESCALON UNIFIED SCHOOL DISTRICT	2	0	0	2	132.28	1.5%
SAN JOAQUIN	GREAT VALLEY ACADEMY - MANTECA	0	4	0	4		
SAN JOAQUIN	HUMPHREYS COLLEGE ACADEMY OF BUSINESS, LAW, A	0	3	0	3		
SAN JOAQUIN	JEFFERSON ELEMENTARY SCHOOL DISTRICT	0	2	0	2	107.81	1.9%
SAN JOAQUIN	LAMMERSVILLE UNIFIED SCHOOL DISTRICT	9	13	1	23	178.33	12.9%
SAN JOAQUIN	LINCOLN UNIFIED SCHOOL DISTRICT	22	18	0	40	422.12	9.5%
SAN JOAQUIN	LINDEN UNIFIED SCHOOL DISTRICT	4	3	0	7	102.21	6.9%
SAN JOAQUIN	LODI UNIFIED SCHOOL DISTRICT	34	9	0	43	1,515.86	2.8%
SAN JOAQUIN	MANTECA UNIFIED SCHOOL DISTRICT	24	22	2	48	1,004.06	4.8%
SAN JOAQUIN	NEW JERUSALEM ELEMENTARY SCHOOL DISTRICT	7	6	0	13	241.14	5.4%
SAN JOAQUIN	RIPON UNIFIED SCHOOL DISTRICT	4	0	0	4	169.84	2.4%
SAN JOAQUIN	RIVER ISLANDS TECHNOLOGY ACADEMY	3	3	0	6		
SAN JOAQUIN	SAN JOAQUIN COUNTY OFFICE OF EDUCATION	14	27	1	42	204.52	20.5%
SAN JOAQUIN	STOCKTON COLLEGIATE INTERNATIONAL SECONDARY	4	0	0	4		
SAN JOAQUIN	STOCKTON EDUCATIONAL CENTER	1	0	0	1		
SAN JOAQUIN	STOCKTON UNIFIED SCHOOL DISTRICT	51	80	0	131	1,596.75	8.2%
SAN JOAQUIN	TEAM CHARTER	5	0	0	5		
SAN JOAQUIN	TRACY JOINT UNIFIED SCHOOL DISTRICT	10	22	0	32	736.55	4.3%
SAN JOAQUIN	TRACY LEARNING CENTER	5	5	0	10		
SAN JOAQUIN		214	242	6	462	6,465.47	7.2%
SAN LUIS OBISPO	ATASCADERO UNIFIED SCHOOL DISTRICT	2	1	0	3	221.44	1.4%
SAN LUIS OBISPO	LUCIA MAR UNIFIED	2	14	0	16	546.27	2.9%
SAN LUIS OBISPO	PASO ROBLES JOINT UNIFIED SCHOOL DISTRICT	2	4	0	6	315.54	1.9%

TABLE 5B
Distribution of Intern Credentials, Permits, and Waivers by County and School District
July 1, 2015 to June 30, 2016

Name of County	Name of School District/Agency	Intern Credentials*	Permits**	Waivers	Total Intern Credentials, Permits, and Waivers	Total Number of FTE Teachers***	% of Intern Credentials, Permits, and Waivers
SAN LUIS OBISPO	SAN LUIS COASTAL UNIFIED SCHOOL DISTRICT	0	2	0	2	384.25	0.5%
SAN LUIS OBISPO	SAN LUIS OBISPO COUNTY OFFICE OF EDUCATION	0	3	0	3	38.00	7.9%
SAN LUIS OBISPO	SAN MIGUEL JOINT UNION ELEMENTARY	0	1	0	1	52.30	1.9%
SAN LUIS OBISPO		6	25	0	31	1,557.80	2.0%
SAN MATEO	ASPIRE EAST PALO ALTO PHOENIX ACADEMY	2	2	0	4		
SAN MATEO	BAYSHORE ELEMENTARY	1	2	0	3	19.00	15.8%
SAN MATEO	BELMONT-REDWOOD SHORES SCHOOL DISTRICT	6	1	0	7	189.34	3.7%
SAN MATEO	BURLINGAME ELEMENTARY SCHOOL DISTRICT	2	0	0	2	165.41	1.2%
SAN MATEO	EAST PALO ALTO CHARTER SCHOOL (CHARTER)	0	1	0	1		
SAN MATEO	JEFFERSON ELEMENTARY SCHOOL DISTRICT	3	3	0	6	348.39	1.7%
SAN MATEO	JEFFERSON UNION HIGH SCHOOL DISTRICT	7	3	0	10	234.70	4.3%
SAN MATEO	LA HONDA-PESCADERO UNIFIED	0	1	0	1	24.05	4.2%
SAN MATEO	LAS LOMITAS ELEMENTARY SCHOOL DISTRICT	0	1	0	1	73.35	1.4%
SAN MATEO	MENLO PARK CITY ELEMENTARY SCHOOL DISTRICT	1	7	0	8	164.42	4.9%
SAN MATEO	MILLBRAE ELEMENTARY SCHOOL DISTRICT	3	3	0	6	100.28	6.0%
SAN MATEO	PACIFICA SCHOOL DISTRICT	0	3	0	3	143.08	2.1%
SAN MATEO	RAVENSWOOD CITY ELEMENTARY SCHOOL DISTRICT	2	1	0	3	226.32	1.3%
SAN MATEO	REDWOOD CITY ELEMENTARY SCHOOL DISTRICT	4	23	1	28	435.90	6.4%
SAN MATEO	SAN BRUNO PARK SCHOOL DISTRICT	1	5	0	6	77.79	7.7%
SAN MATEO	SAN CARLOS CHARTER LEARNING CENTER (CHARTER)	1	1	0	2		
SAN MATEO	SAN CARLOS ELEMENTARY SCHOOL DISTRICT	2	4	0	6	171.62	3.5%
SAN MATEO	SAN MATEO COUNTY OFFICE OF EDUCATION	1	4	0	5	58.00	8.6%
SAN MATEO	SAN MATEO UNION HIGH SCHOOL DISTRICT	4	3	0	7	438.74	1.6%
SAN MATEO	SAN MATEO-FOSTER CITY SCHOOL DISTRICT	5	0	0	5	555.02	0.9%
SAN MATEO	SEQUOIA UNION HIGH SCHOOL DISTRICT	4	5	0	9	531.34	1.7%
SAN MATEO	SOUTH SAN FRANCISCO UNIFIED SCHOOL DISTRICT	8	10	1	19	409.50	4.6%
SAN MATEO	WOODSIDE ELEMENTARY	0	2	0	2	40.40	5.0%
SAN MATEO		57	85	2	144	4,406.65	3.3%
SANTA BARBARA	BLOCHMAN UNION ELEMENTARY	0	2	0	2	70.46	2.8%

TABLE 5B
Distribution of Intern Credentials, Permits, and Waivers by County and School District
July 1, 2015 to June 30, 2016

Name of County	Name of School District/Agency	Intern Credentials*	Permits**	Waivers	Total Intern Credentials, Permits, and Waivers	Total Number of FTE Teachers***	% of Intern Credentials, Permits, and Waivers
SANTA BARBARA	BUELLTON UNION ELEMENTARY SCHOOL DISTRICT	0	5	0	5	48.17	10.4%
SANTA BARBARA	CARPINTERIA UNIFIED SCHOOL DISTRICT	0	3	0	3	107.30	2.8%
SANTA BARBARA	FAMILY PARTNERSHIP HOME STUDY CHARTER	0	1	0	1		
SANTA BARBARA	HOPE ELEMENTARY SCHOOL DISTRICT	0	1	0	1	50.30	2.0%
SANTA BARBARA	LOMPOC UNIFIED SCHOOL DISTRICT	2	14	1	17	508.02	3.4%
SANTA BARBARA	LOS OLIVOS ELEMENTARY	0	1	0	1	12.00	8.3%
SANTA BARBARA	ORCUTT UNION ELEMENTARY SCHOOL DISTRICT	2	5	0	7	220.24	3.2%
SANTA BARBARA	SANTA BARBARA COUNTY OFFICE OF EDUCATION	0	6	0	6	36.30	16.5%
SANTA BARBARA	SANTA BARBARA HIGH SCHOOL DISTRICT	0	1	0	1		
SANTA BARBARA	SANTA BARBARA UNIFIED	1	10	0	11	723.56	1.5%
SANTA BARBARA	SANTA MARIA JOINT UNION HIGH SCHOOL DISTRICT	0	8	0	8	365.27	2.2%
SANTA BARBARA	SANTA MARIA-BONITA SCHOOL DISTRICT	0	5	0	5	669.44	0.8%
SANTA BARBARA	SANTA YNEZ VALLEY UNION HIGH SCHOOL DISTRICT	0	2	0	2	54.00	3.7%
SANTA BARBARA		5	64	1	70	2,865.06	2.4%
SANTA CLARA	ACE CHARTER	6	1	0	7		
SANTA CLARA	ACE EMPOWER ACADEMY	0	1	1	2		
SANTA CLARA	ALPHA BLANCA ALVARADO MIDDLE	5	1	0	6		
SANTA CLARA	ALPHA JOSE HERNANDEZ MIDDLE	4	1	0	5		
SANTA CLARA	ALUM ROCK UNION ELEMENTARY SCHOOL DISTRICT	17	16	0	33	554.36	6.0%
SANTA CLARA	BERRYESSA UNION SCHOOL DISTRICT	4	2	1	7	341.00	2.1%
SANTA CLARA	BULLIS CHARTER	0	2	0	2		
SANTA CLARA	CAMBRIAN ELEMENTARY SCHOOL DISTRICT	1	3	0	4	151.81	2.6%
SANTA CLARA	CAMPBELL UNION ELEMENTARY SCHOOL DISTRICT	7	4	0	11	338.08	3.3%
SANTA CLARA	CAMPBELL UNION HIGH SCHOOL DISTRICT	1	1	0	2	342.16	0.6%
SANTA CLARA	CHARTER SCHOOL OF MORGAN HILL	2	0	0	2		
SANTA CLARA	CORNERSTONE ACADEMY PREPARATION	4	0	0	4		
SANTA CLARA	CREATIVE LEARNING CENTER	1	0	0	1		
SANTA CLARA	CUPERTINO UNION SCHOOL DISTRICT	3	12	0	15	838.27	1.8%
SANTA CLARA	DISCOVERY CHARTER II	1	0	0	1		

TABLE 5B
Distribution of Intern Credentials, Permits, and Waivers by County and School District
July 1, 2015 to June 30, 2016

Name of County	Name of School District/Agency	Intern Credentials*	Permits**	Waivers	Total Intern Credentials, Permits, and Waivers	Total Number of FTE Teachers***	% of Intern Credentials, Permits, and Waivers
SANTA CLARA	DISCOVERY CHARTER SCHOOL	0	1	0	1		
SANTA CLARA	DOWNTOWN COLLEGE PREP - ALUM ROCK	2	7	0	9		
SANTA CLARA	EAST SIDE UNION HIGH SCHOOL DISTRICT	14	34	1	49	1,203.84	4.1%
SANTA CLARA	ESCUELA POPULAR/CENTER FOR TRAINING AND CAREER	2	1	0	3		
SANTA CLARA	ESTHER B. CLARK SCHOOL	1	2	0	3		
SANTA CLARA	EVERGREEN SCHOOL DISTRICT	1	2	0	3	484.95	0.6%
SANTA CLARA	FRANKLIN-MCKINLEY ELEMENTARY SCHOOL DISTRICT	1	3	0	4	459.16	0.9%
SANTA CLARA	FREMONT UNION HIGH SCHOOL DISTRICT	9	1	0	10	461.15	2.2%
SANTA CLARA	GILROY PREP	4	0	0	4		
SANTA CLARA	GILROY UNIFIED SCHOOL DISTRICT	8	14	0	22	542.13	4.1%
SANTA CLARA	KIPP HEARTWOOD ACADEMY	1	1	0	2		
SANTA CLARA	KIPP PRIZE PREPARATORY ACADEMY	2	0	0	2		
SANTA CLARA	KIPP SAN JOSE COLLEGIATE	1	0	0	1		
SANTA CLARA	LATINO COLLEGE PREPARATORY ACADEMY	0	3	0	3		
SANTA CLARA	LEADERSHIP PUBLIC SCHOOLS SAN JOSE	0	1	0	1		
SANTA CLARA	LOS ALTOS ELEMENTARY SCHOOL DISTRICT	4	2	0	6	236.40	2.5%
SANTA CLARA	LOS GATOS-SARATOGA JOINT UNION SCHOOL DISTRICT	1	2	0	3	165.83	1.8%
SANTA CLARA	MAGNOLIA SCIENCE ACADEMY SANTA CLARA	0	1	0	1		
SANTA CLARA	MILPITAS UNIFIED SCHOOL DISTRICT	5	6	0	11	423.90	2.6%
SANTA CLARA	MORELAND ELEMENTARY SCHOOL DISTRICT	0	2	0	2	224.61	0.9%
SANTA CLARA	MORGAN AUTISM CENTER	1	0	0	1		
SANTA CLARA	MORGAN HILL UNIFIED SCHOOL DISTRICT	7	13	0	20	410.36	4.9%
SANTA CLARA	MOUNTAIN VIEW-LOS ALTOS UNION HIGH SCHOOL DISTRICT	3	1	0	4	202.95	2.0%
SANTA CLARA	MOUNTAIN VIEW-WHISMAN ELEMENTARY SCHOOL DISTRICT	2	5	0	7	250.81	2.8%
SANTA CLARA	MT. PLEASANT SCHOOL DISTRICT	2	10	0	12	128.10	9.4%
SANTA CLARA	OAK GROVE ELEMENTARY SCHOOL DISTRICT	5	4	0	9	459.30	2.0%
SANTA CLARA	PALO ALTO UNIFIED	7	4	0	11	763.94	1.4%
SANTA CLARA	ROCKETSHIP ACADEMY BRILLIANT MINDS	2	1	0	3		
SANTA CLARA	ROCKETSHIP ALMA ACADEMY	2	3	0	5		

TABLE 5B
Distribution of Intern Credentials, Permits, and Waivers by County and School District
July 1, 2015 to June 30, 2016

Name of County	Name of School District/Agency	Intern Credentials*	Permits**	Waivers	Total Intern Credentials, Permits, and Waivers	Total Number of FTE Teachers***	% of Intern Credentials, Permits, and Waivers
SANTA CLARA	ROCKETSHIP DISCOVERY PREP	2	6	0	8		
SANTA CLARA	ROCKETSHIP FUERZA COMMUNITY PREP	3	5	0	8		
SANTA CLARA	ROCKETSHIP LOS SUENOS ACADEMY	1	0	0	1		
SANTA CLARA	ROCKETSHIP MATEO SHEEDY ELEMENTARY	2	3	7	12		
SANTA CLARA	ROCKETSHIP MOSAIC ELEMENTARY	4	2	0	6		
SANTA CLARA	ROCKETSHIP SI SE PUEDE ACADEMY	1	1	0	2		
SANTA CLARA	ROCKETSHIP SPARK	3	1	0	4		
SANTA CLARA	SAN JOSE CONSERVATION CORPS CHARTER	0	1	0	1		
SANTA CLARA	SAN JOSE UNIFIED SCHOOL DISTRICT	18	36	0	54	1,556.01	3.5%
SANTA CLARA	SANTA CLARA COUNTY OFFICE OF EDUCATION	9	19	0	28	595.42	4.7%
SANTA CLARA	SANTA CLARA UNIFIED SCHOOL DISTRICT	6	10	0	16	684.17	2.3%
SANTA CLARA	SARATOGA UNION SCHOOL DISTRICT	0	2	0	2	114.68	1.7%
SANTA CLARA	SECOND START LEARNING DISABILITY INC.	2	0	0	2		
SANTA CLARA	SILICON VALLEY FLEX ACADEMY	1	3	0	4		
SANTA CLARA	SPARK CHARTER	0	1	0	1		
SANTA CLARA	SPECTRUM CENTER - SAN JOSE	2	0	0	2		
SANTA CLARA	SUMMIT PUBLIC SCHOOL: RAINIER	2	0	0	2		
SANTA CLARA	SUNNYVALE ELEMENTARY	5	3	0	8	316.10	2.5%
SANTA CLARA	SUNRISE MIDDLE	1	1	0	2		
SANTA CLARA	UNION ELEMENTARY SCHOOL DISTRICT	4	4	0	8	257.50	3.1%
SANTA CLARA	UNIVERSITY PREPARATORY ACADEMY	1	1	0	2		
SANTA CLARA	VOICES COLLEGE-BOUND LANGUAGE ACADEMY	5	11	0	16		
SANTA CLARA		215	278	10	503	12,506.99	4.0%
SANTA CRUZ	CEIBA COLLEGE PREPARATORY ACADEMY	0	1	0	1		
SANTA CRUZ	LIVE OAK ELEMENTARY SCHOOL DISTRICT	0	3	0	3	115.12	2.6%
SANTA CRUZ	OCEAN GROVE CHARTER SCHOOL	0	1	0	1		
SANTA CRUZ	PACIFIC COLLEGIATE SCHOOL (CHARTER)	1	1	1	3		
SANTA CRUZ	PAJARO VALLEY UNIFIED SCHOOL DISTRICT	14	16	0	30	852.01	3.5%
SANTA CRUZ	SAN LORENZO VALLEY UNIFIED SCHOOL DISTRICT	0	1	0	1	207.21	0.5%

TABLE 5B
Distribution of Intern Credentials, Permits, and Waivers by County and School District
July 1, 2015 to June 30, 2016

Name of County	Name of School District/Agency	Intern Credentials*	Permits**	Waivers	Total Intern Credentials, Permits, and Waivers	Total Number of FTE Teachers***	% of Intern Credentials, Permits, and Waivers
SANTA CRUZ	SAN LORENZO VALLEY USD CHARTER	0	1	0	1		
SANTA CRUZ	SANTA CRUZ CITY ELEMENTARY SCHOOL DISTRICT	2	0	0	2	110.21	1.8%
SANTA CRUZ	SANTA CRUZ CITY HIGH SCHOOL DISTRICT	3	5	0	8	201.42	4.0%
SANTA CRUZ	SANTA CRUZ COUNTY OFFICE OF EDUCATION	1	1	0	2	76.75	2.6%
SANTA CRUZ	SCOTTS VALLEY UNIFIED SCHOOL DISTRICT	2	1	0	3	112.93	2.7%
SANTA CRUZ	SOQUEL UNION ELEMENTARY SCHOOL DISTRICT	0	2	0	2	83.00	2.4%
SANTA CRUZ		23	33	1	57	1,758.65	3.2%
SHASTA	ANDERSON UNION HIGH SCHOOL DISTRICT	1	1	0	2	82.80	2.4%
SHASTA	BELLA VISTA ELEMENTARY SCHOOL DISTRICT	1	2	0	3	16.30	18.4%
SHASTA	BLACK BUTTE UNION ELEMENTARY SCHOOL DISTRICT	0	1	0	1	11.60	8.6%
SHASTA	CASCADE UNION ELEMENTARY SCHOOL DISTRICT	3	6	0	9	62.00	14.5%
SHASTA	CASTLE ROCK UNION ELEMENTARY	0	1	0	1	4.05	24.7%
SHASTA	CHRYSALIS-MONARCH LEARNING CENTER CHARTER	0	1	0	1		
SHASTA	COLUMBIA ELEMENTARY	0	3	0	3	37.10	8.1%
SHASTA	COTTONWOOD UNION ELEMENTARY	0	5	0	5	48.71	10.3%
SHASTA	ENTERPRISE ELEMENTARY SCHOOL DISTRICT	1	8	0	9	174.59	5.2%
SHASTA	FALL RIVER JOINT UNIFIED SCHOOL DISTRICT	1	2	0	3	68.96	4.4%
SHASTA	GATEWAY UNIFIED SCHOOL DISTRICT	0	5	0	5	174.16	2.9%
SHASTA	GRANT ELEMENTARY	0	1	0	1	30.61	3.3%
SHASTA	HAPPY VALLEY UNION ELEMENTARY SCHOOL DISTRICT	0	1	0	1	21.33	4.7%
SHASTA	JUNCTION ELEMENTARY	0	1	0	1	13.20	7.6%
SHASTA	NORTH COW CREEK ELEMENTARY	0	2	0	2	12.40	16.1%
SHASTA	NORTH VALLEY SCHOOL	0	1	0	1		
SHASTA	OAK RUN ELEMENTARY	0	2	0	2	3.63	55.1%
SHASTA	PACHECO UNION ELEMENTARY SCHOOL DISTRICT	1	0	0	1	29.40	3.4%
SHASTA	REDDING ELEMENTARY SCHOOL DISTRICT	0	6	0	6	152.71	3.9%
SHASTA	REDDING STEM ACADEMY	0	2	0	2		
SHASTA	SHASTA COUNTY OFFICE OF EDUCATION	1	2	0	3	49.19	6.1%
SHASTA	SHASTA UNION HIGH SCHOOL DISTRICT	1	1	0	2	256.85	0.8%

TABLE 5B
Distribution of Intern Credentials, Permits, and Waivers by County and School District
July 1, 2015 to June 30, 2016

Name of County	Name of School District/Agency	Intern Credentials*	Permits**	Waivers	Total Intern Credentials, Permits, and Waivers	Total Number of FTE Teachers***	% of Intern Credentials, Permits, and Waivers
SHASTA		10	54	0	64	1,249.59	5.1%
SIERRA	SIERRA-PLUMAS JOINT UNIFIED SCHOOL DISTRICT	0	2	0	2	22.37	8.9%
SIERRA		0	2	0	2	22.37	8.9%
SISKIYOU	BUTTE VALLEY UNIFIED	1	3	0	4	16.45	24.3%
SISKIYOU	DELPHIC ELEMENTARY	0	1	0	1	1.00	100.0%
SISKIYOU	GOLDEN EAGLE CHARTER SCHOOL	1	0	0	1		
SISKIYOU	GRENADA ELEMENTARY	0	1	0	1	10.06	9.9%
SISKIYOU	LITTLE SHASTA ELEMENTARY	0	1	0	1	1.00	100.0%
SISKIYOU	MONTAGUE ELEMENTARY	0	1	0	1	13.00	7.7%
SISKIYOU	MT. SHASTA UNION	0	1	0	1	29.20	3.4%
SISKIYOU	SCOTT VALLEY UNIFIED SCHOOL DISTRICT	1	1	0	2	41.43	4.8%
SISKIYOU	SISKIYOU COUNTY OFFICE OF EDUCATION	1	3	0	4	51.58	7.8%
SISKIYOU	SISKIYOU UNION HIGH	1	2	0	3	39.38	7.6%
SISKIYOU	WEED UNION ELEMENTARY	0	2	0	2	13.75	14.6%
SISKIYOU	YREKA UNION ELEMENTARY	0	1	0	1	51.50	1.9%
SISKIYOU	YREKA UNION HIGH	1	0	1	2	36.59	5.5%
SISKIYOU		6	17	1	24	304.94	7.9%
SOLANO	BENICIA UNIFIED SCHOOL DISTRICT	1	1	1	3	226.90	1.3%
SOLANO	DIXON MONTESSORI CHARTER	1	0	0	1		
SOLANO	DIXON UNIFIED SCHOOL DISTRICT	2	3	0	5	175.75	2.8%
SOLANO	FAIRFIELD-SUISUN UNIFIED SCHOOL DISTRICT	12	43	2	57	932.46	6.1%
SOLANO	MARE ISLAND TECHNOLOGY ACADEMY (CHARTER)	2	0	0	2		
SOLANO	SIERRA SCHOOL OF SOLANO COUNTY	0	4	0	4		
SOLANO	SOLANO COUNTY OFFICE OF EDUCATION	1	11	0	12	65.70	18.3%
SOLANO	TRAVIS UNIFIED SCHOOL DISTRICT	3	3	0	6	246.12	2.4%
SOLANO	VACAVILLE UNIFIED SCHOOL DISTRICT	4	12	0	16	591.66	2.7%
SOLANO	VALLEJO CITY UNIFIED SCHOOL DISTRICT	12	30	5	47	641.81	7.3%
SOLANO		38	107	8	153	2,880.40	5.3%
SONOMA	ANOVA CENTER FOR EDUCATION (A.C.E.)	1	1	0	2		

TABLE 5B
Distribution of Intern Credentials, Permits, and Waivers by County and School District
July 1, 2015 to June 30, 2016

Name of County	Name of School District/Agency	Intern Credentials*	Permits**	Waivers	Total Intern Credentials, Permits, and Waivers	Total Number of FTE Teachers***	% of Intern Credentials, Permits, and Waivers
SONOMA	BELLEVUE UNION ELEMENTARY SCHOOL DISTRICT	1	0	0	1	89.03	1.1%
SONOMA	BENNETT VALLEY UNION ELEMENTARY SCHOOL DISTRICT	0	1	0	1	48.53	2.1%
SONOMA	CLOVERDALE UNIFIED	2	4	0	6	71.64	8.4%
SONOMA	COTATI-ROHNERT PARK UNIFIED SCHOOL DISTRICT	7	3	0	10	284.35	3.5%
SONOMA	CREDO HIGH	1	0	0	1		
SONOMA	CYPRESS	1	0	0	1		
SONOMA	HEALDSBURG UNIFIED SCHOOL DISTRICT	1	1	0	2	88.50	2.3%
SONOMA	JOURNEY HIGH SCHOOL-TRUE TO LIFE CHILDREN SERVICES	1	1	0	2		
SONOMA	LATTICE EDUCATIONAL SERVICES	3	0	0	3		
SONOMA	LIBERTY ELEMENTARY	1	0	0	1	43.31	2.3%
SONOMA	NORTH VALLEY SCHOOL	0	1	0	1		
SONOMA	OLD ADOBE UNION ELEMENTARY SCHOOL DISTRICT	0	2	0	2	79.05	2.5%
SONOMA	PETALUMA CITY ELEMENTARY SCHOOL DISTRICT	2	1	0	3	137.95	2.2%
SONOMA	PETALUMA JOINT UNION HIGH SCHOOL DISTRICT	3	0	0	3	260.20	1.2%
SONOMA	PINER-OLIVET UNION ELEMENTARY SCHOOL DISTRICT	1	0	0	1	65.80	1.5%
SONOMA	PLUMFIELD ACADEMY	0	1	0	1		
SONOMA	SANTA ROSA ELEMENTARY SCHOOL DISTRICT, CITY OF	1	0	0	1	280.86	0.4%
SONOMA	SANTA ROSA HIGH SCHOOL DISTRICT, CITY OF	6	9	0	15	528.39	2.8%
SONOMA	SEBASTOPOL INDEPENDENT CHARTER SCH. (CHARTER)	1	1	0	2		
SONOMA	SIERRA SCHOOL OF SONOMA COUNTY	0	2	0	2		
SONOMA	SONOMA COUNTY OFFICE OF EDUCATION	2	4	0	6	52.30	11.5%
SONOMA	SONOMA VALLEY CHARTER SCHOOL	0	1	0	1		
SONOMA	SONOMA VALLEY UNIFIED SCHOOL DISTRICT	4	8	0	12	247.15	4.9%
SONOMA	WEST SONOMA COUNTY UNION HIGH SCHOOL DISTRICT	0	1	0	1	100.93	1.0%
SONOMA	WINDSOR UNIFIED SCHOOL DISTRICT	1	2	0	3	257.89	1.2%
SONOMA	WOODLAND STAR CHARTER SCHOOL	0	2	0	2		
SONOMA		40	46	0	86	2,635.88	3.3%
STANISLAUS	ASPIRE SUMMIT CHARTER ACADEMY	1	1	0	2		
STANISLAUS	ASPIRE UNIVERSITY CHARTER	1	3	0	4		

TABLE 5B
Distribution of Intern Credentials, Permits, and Waivers by County and School District
July 1, 2015 to June 30, 2016

Name of County	Name of School District/Agency	Intern Credentials*	Permits**	Waivers	Total Intern Credentials, Permits, and Waivers	Total Number of FTE Teachers***	% of Intern Credentials, Permits, and Waivers
STANISLAUS	CERES UNIFIED SCHOOL DISTRICT	9	14	0	23	622.45	3.7%
STANISLAUS	CHATOM UNION ELEMENTARY SCHOOL DISTRICT	0	2	0	2	26.00	7.7%
STANISLAUS	CONNECTING WATERS CHARTER SCHOOL	2	0	0	2		
STANISLAUS	CREATIVE ALTERNATIVES INC	1	1	0	2		
STANISLAUS	DENAIR UNIFIED SCHOOL DISTRICT	1	4	0	5	52.93	9.5%
STANISLAUS	EAST VALLEY EDUCATION CENTER	1	3	0	4		
STANISLAUS	EMPIRE UNION SCHOOL DISTRICT	3	5	0	8	141.85	5.6%
STANISLAUS	FUSION CHARTER	1	2	0	3		
STANISLAUS	GREAT VALLEY ACADEMY	0	7	0	7		
STANISLAUS	HART-RANSOM UNION ELEMENTARY SCHOOL DISTRICT	1	1	0	2	52.40	3.8%
STANISLAUS	MODESTO CITY ELEMENTARY SCHOOL DISTRICT	3	12	0	15	719.47	2.1%
STANISLAUS	MODESTO CITY HIGH SCHOOL DISTRICT	2	11	0	13	643.59	2.0%
STANISLAUS	MODESTO CITY SCHOOLS	5	7	0	12		
STANISLAUS	NEWMAN-CROWS LANDING UNIFIED SCHOOL DISTRICT	3	8	0	11	132.91	8.3%
STANISLAUS	OAKDALE JOINT UNIFIED SCHOOL DISTRICT	2	7	0	9	242.80	3.7%
STANISLAUS	PATTERSON JOINT UNIFIED SCHOOL DISTRICT	11	6	0	17	262.91	6.5%
STANISLAUS	REYN FRANCA SCHOOL	0	1	0	1		
STANISLAUS	RIVERBANK UNIFIED SCHOOL DISTRICT	5	8	0	13	138.23	9.4%
STANISLAUS	SALIDA UNION SCHOOL DISTRICT	1	1	0	2	100.56	2.0%
STANISLAUS	SIERRA VISTA CHILD & FAMILY SERVICES	4	1	0	5		
STANISLAUS	STANISLAUS COUNTY OFFICE OF EDUCATION	6	10	0	16	155.30	10.3%
STANISLAUS	STANISLAUS UNION ELEMENTARY SCHOOL DISTRICT	4	3	0	7	144.80	4.8%
STANISLAUS	SYLVAN UNION SCHOOL DISTRICT	10	6	0	16	400.35	4.0%
STANISLAUS	TURLOCK UNIFIED SCHOOL DISTRICT	6	8	0	14	629.26	2.2%
STANISLAUS	VALLEY HOME JOINT ELEMENTARY	0	1	0	1	7.00	14.3%
STANISLAUS	WATERFORD UNIFIED SCHOOL DISTRICT	3	1	0	4	175.95	2.3%
STANISLAUS		86	134	0	220	4,648.76	4.7%
SUTTER	LIVE OAK UNIFIED SCHOOL DISTRICT	2	0	0	2	85.03	2.4%
SUTTER	MERIDIAN ELEMENTARY	1	0	0	1	189.49	0.5%

TABLE 5B
Distribution of Intern Credentials, Permits, and Waivers by County and School District
July 1, 2015 to June 30, 2016

Name of County	Name of School District/Agency	Intern Credentials*	Permits**	Waivers	Total Intern Credentials, Permits, and Waivers	Total Number of FTE Teachers***	% of Intern Credentials, Permits, and Waivers
SUTTER	SUTTER COUNTY OFFICE OF EDUCATION	1	4	0	5	47.80	10.5%
SUTTER	WINSHIP ELEMENTARY	0	2	0	2	11.00	18.2%
SUTTER	YUBA CITY CHARTER SCHOOL	0	1	0	1		
SUTTER	YUBA CITY UNIFIED SCHOOL DISTRICT	6	7	0	13	676.11	1.9%
SUTTER		10	14	0	24	1,009.43	2.4%
TEHAMA	ANTELOPE ELEMENTARY	0	2	0	2	35.00	5.7%
TEHAMA	CORNING UNION ELEMENTARY SCHOOL DISTRICT	0	2	0	2	96.10	2.1%
TEHAMA	CORNING UNION HIGH SCHOOL DISTRICT	1	2	0	3	57.94	5.2%
TEHAMA	EVERGREEN UNION ELEMENTARY	0	3	0	3	52.78	5.7%
TEHAMA	GERBER UNION ELEMENTARY	1	0	0	1	22.00	4.6%
TEHAMA	LOS MOLINOS UNIFIED	0	1	0	1	33.14	3.0%
TEHAMA	RED BLUFF UNION ELEMENTARY SCHOOL DISTRICT	3	2	0	5	105.01	4.8%
TEHAMA	TEHAMA COUNTY OFFICE OF EDUCATION	1	1	0	2	22.00	9.1%
TEHAMA		6	13	0	19	423.97	4.5%
TRINITY	MOUNTAIN VALLEY UNIFIED SCHOOL DISTRICT	1	0	0	1	20.67	4.8%
TRINITY	TRINITY ALPS UNIFIED	1	1	0	2	35.86	5.6%
TRINITY		2	1	0	3	56.53	5.3%
TULARE	ALLENSWORTH ELEMENTARY	0	1	0	1	5.00	20.0%
TULARE	ALPAUGH UNIFIED SCHOOL DISTRICT	2	4	0	6	32.89	18.2%
TULARE	ALTA VISTA ELEMENTARY SCHOOL DISTRICT	0	2	0	2	29.00	6.9%
TULARE	BURTON ELEMENTARY SCHOOL DISTRICT	16	23	2	41	193.93	21.1%
TULARE	COLUMBINE ELEMENTARY SCHOOL DISTRICT	0	1	0	1	9.22	10.9%
TULARE	CRESCENT VALLEY PUBLIC CHARTER	0	7	0	7		
TULARE	CUTLER-OROSI UNIFIED SCHOOL DISTRICT	7	14	0	21	202.93	10.4%
TULARE	DINUBA UNIFIED SCHOOL DISTRICT	6	20	3	29	274.00	10.6%
TULARE	DUCOR UNION ELEMENTARY SCHOOL DISTRICT	0	3	0	3	9.00	33.3%
TULARE	EARLIMART ELEMENTARY SCHOOL DISTRICT	1	9	1	11	99.70	11.0%
TULARE	EXETER UNIFIED SCHOOL DISTRICT	4	10	0	14	132.10	10.6%
TULARE	FARMERSVILLE UNIFIED SCHOOL DISTRICT	0	2	0	2	119.01	1.7%

TABLE 5B
Distribution of Intern Credentials, Permits, and Waivers by County and School District
July 1, 2015 to June 30, 2016

Name of County	Name of School District/Agency	Intern Credentials*	Permits**	Waivers	Total Intern Credentials, Permits, and Waivers	Total Number of FTE Teachers***	% of Intern Credentials, Permits, and Waivers
TULARE	HOPE ELEMENTARY SCHOOL DISTRICT	1	2	0	3	11.00	27.3%
TULARE	LIBERTY ELEMENTARY SCHOOL DISTRICT	3	3	0	6	23.50	25.5%
TULARE	LINDSAY UNIFIED SCHOOL DISTRICT	9	7	1	17	190.71	8.9%
TULARE	MONSON-SULTANA JOINT UNION ELEMENTARY	0	1	0	1	19.00	5.3%
TULARE	OAK VALLEY UNION ELEMENTARY SCHOOL DISTRICT	1	0	0	1	26.00	3.9%
TULARE	PALO VERDE UNION ELEMENTARY SCHOOL DISTRICT	0	2	0	2	21.97	9.1%
TULARE	PIXLEY UNION ELEMENTARY SCHOOL DISTRICT	2	8	0	10	54.00	18.5%
TULARE	PLEASANT VIEW ELEMENTARY SCHOOL DISTRICT	2	8	0	10	23.53	42.5%
TULARE	PORTERVILLE UNIFIED SCHOOL DISTRICT	20	32	1	53	626.80	8.5%
TULARE	RICHGROVE ELEMENTARY SCHOOL DISTRICT	1	1	0	2	28.00	7.1%
TULARE	ROCKFORD ELEMENTARY SCHOOL DISTRICT	1	8	0	9	17.60	51.1%
TULARE	SEQUOIA UNION ELEMENTARY SCHOOL DISTRICT	1	0	0	1		
TULARE	STONE CORRAL ELEMENTARY SCHOOL DISTRICT	1	1	0	2	29.19	6.9%
TULARE	STRATHMORE UNION ELEMENTARY SCHOOL DISTRICT	0	1	0	1	39.00	2.6%
TULARE	SUNDALE UNION ELEMENTARY SCHOOL DISTRICT	1	1	0	2	34.00	5.9%
TULARE	SUNNYSIDE UNION ELEMENTARY SCHOOL DISTRICT	1	1	0	2	17.40	11.5%
TULARE	SYCAMORE VALLEY ACADEMY	1	1	0	2		
TULARE	TERRA BELLA UNION ELEMENTARY SCHOOL DISTRICT	1	1	0	2	40.60	4.9%
TULARE	THREE RIVERS UNION ELEMENTARY SCHOOL DISTRICT	1	0	0	1	9.05	11.1%
TULARE	TULARE CITY ELEMENTARY SCHOOL DISTRICT	4	4	0	8	453.78	1.8%
TULARE	TULARE COUNTY OFFICE OF EDUCATION	9	8	1	18	206.98	8.7%
TULARE	TULARE JOINT UNION HIGH SCHOOL DISTRICT	5	2	0	7	235.73	3.0%
TULARE	VALLEY LIFE CHARTER	0	3	0	3		
TULARE	VISALIA UNIFIED SCHOOL DISTRICT	41	67	5	113	1,218.97	9.3%
TULARE	WAUKENA JOINT UNION ELEMENTARY	0	2	0	2	12.00	16.7%
TULARE	WOODLAKE UNIFIED SCHOOL DISTRICT	6	11	1	18	106.04	17.0%
TULARE	WOODVILLE ELEMENTARY SCHOOL DISTRICT	1	2	1	4	26.50	15.1%
TULARE		149	273	16	438	4,578.13	9.6%
TUOLUMNE	BIG OAK FLAT-GROVELAND UNIFIED	0	1	0	1	20.30	4.9%

TABLE 5B
Distribution of Intern Credentials, Permits, and Waivers by County and School District
July 1, 2015 to June 30, 2016

Name of County	Name of School District/Agency	Intern Credentials*	Permits**	Waivers	Total Intern Credentials, Permits, and Waivers	Total Number of FTE Teachers***	% of Intern Credentials, Permits, and Waivers
TUOLUMNE	CURTIS CREEK ELEMENTARY	2	1	0	3	26.50	11.3%
TUOLUMNE	FOOTHILL LEADERSHIP ACADEMY	1	0	0	1		
TUOLUMNE	JAMESTOWN ELEMENTARY	0	1	0	1	26.49	3.8%
TUOLUMNE	SONORA UNION HIGH	0	2	0	2	49.84	4.0%
TUOLUMNE	SOULSBYVILLE ELEMENTARY	1	0	0	1	26.00	3.9%
TUOLUMNE	SUMMerville ELEMENTARY SCHOOL DISTRICT	1	0	0	1	18.00	5.6%
TUOLUMNE	TUOLUMNE COUNTY OFFICE OF EDUCATION	3	2	0	5		
TUOLUMNE		8	7	0	15	167.13	9.0%
VENTURA	BRIGGS ELEMENTARY	0	1	0	1	26.60	3.8%
VENTURA	CONEJO VALLEY UNIFIED SCHOOL DISTRICT	1	5	1	7	849.31	0.8%
VENTURA	FILLMORE UNIFIED SCHOOL DISTRICT	1	0	0	1	172.31	0.6%
VENTURA	HUENEME SCHOOL DISTRICT	2	1	1	4	348.78	1.2%
VENTURA	MOORPARK UNIFIED SCHOOL DISTRICT	1	3	0	4	311.77	1.3%
VENTURA	OAK PARK UNIFIED SCHOOL DISTRICT	0	1	0	1	197.00	0.5%
VENTURA	OJAI UNIFIED SCHOOL DISTRICT	1	7	1	9	115.52	7.8%
VENTURA	OXNARD ELEMENTARY SCHOOL DISTRICT	1	1	0	2	773.43	0.3%
VENTURA	OXNARD UNION HIGH SCHOOL DISTRICT	3	18	1	22	643.69	3.4%
VENTURA	PASSAGEWAY	0	0	1	1		
VENTURA	RIO ELEMENTARY SCHOOL DISTRICT	0	3	0	3	219.70	1.4%
VENTURA	SANTA PAULA UNIFIED SCHOOL DISTRICT	4	3	0	7	272.18	2.6%
VENTURA	SIMI VALLEY UNIFIED SCHOOL DISTRICT	1	6	0	7	747.10	0.9%
VENTURA	VENTURA CHARTER SCHOOL OF ARTS AND GLOBAL EDU	0	1	0	1		
VENTURA	VENTURA COUNTY OFFICE OF EDUCATION	5	4	0	9	214.41	4.2%
VENTURA	VENTURA UNIFIED SCHOOL DISTRICT	5	10	0	15	784.93	1.9%
VENTURA		25	64	5	94	5,676.73	1.7%
YOLO	DAVIS JOINT UNIFIED SCHOOL DISTRICT	2	2	1	5	435.66	1.2%
YOLO	ESPARTO UNIFIED	0	1	0	1	43.88	2.3%
YOLO	WASHINGTON UNIFIED SCHOOL DISTRICT	2	4	0	6	390.21	1.5%
YOLO	WINTERS JOINT UNIFIED SCHOOL DISTRICT	1	0	0	1	74.40	1.3%

TABLE 5B
Distribution of Intern Credentials, Permits, and Waivers by County and School District
July 1, 2015 to June 30, 2016

Name of County	Name of School District/Agency	Intern Credentials*	Permits**	Waivers	Total Intern Credentials, Permits, and Waivers	Total Number of FTE Teachers***	% of Intern Credentials, Permits, and Waivers
YOLO	WOODLAND JOINT UNIFIED SCHOOL DISTRICT	5	15	0	20	476.59	4.2%
YOLO	YOLO COUNTY OFFICE OF EDUCATION	3	6	0	9	41.00	22.0%
YOLO		13	28	1	42	1,461.74	2.9%
YUBA	CAMPTONVILLE UNION ELEMENTARY	2	0	0	2	22.96	8.7%
YUBA	MARYSVILLE JOINT UNIFIED SCHOOL DISTRICT	2	5	0	7	416.96	1.7%
YUBA	WHEATLAND ELEMENTARY	0	2	0	2	71.46	2.8%
YUBA	WHEATLAND UNION HIGH	1	0	0	1	32.60	3.1%
YUBA	YUBA COUNTY OFFICE OF EDUCATION	5	7	0	12	51.60	23.3%
YUBA		10	14	0	24	595.58	4.0%
Statewide Charter	CLETA HARDER DEVELOPMENTAL SCHOOL	1	0	0	1		
Statewide Charter		1	0	0	1		
Statewide Agency	CALIFORNIA SCHOOL FOR THE BLIND	2	1	0	3		
Statewide Agency	CALIFORNIA SCHOOL FOR THE DEAF IN FREMONT	1	6	0	7		
Statewide Agency	CALIFORNIA SCHOOL FOR THE DEAF IN RIVERSIDE	0	2	0	2		
Statewide Agency	CALIFORNIA YOUTH AUTHORITY	1	0	0	1		
Statewide Agency	PORTERVILLE DEVELOPMENTAL CENTER	0	1	0	1		
Statewide Agency		4	10	0	14		

*Intern Credential include University Intern and District Intern credentials. Intern programs may be 1, 2 or 3 years in length.

**Permits include Short-tem Staff Permit, Provisional Internship Permit, and Limited Teaching Assignment Permits.

***Data Source: California Department of Education 2015-16 data.

Note - Counties with no Intern Credentials, Permits or Credential Waivers are not included in the table.

TABLE 5C
Distribution of Intern Credentials, Permits, Credential Waivers by County, School District, Type, and by Subject Area
July 1, 2015 to June 30, 2016

County	Agency	Agency Total	Agency %	Credential Title	Credential Total	Subject Area	Subject Total
ALAMEDA	ACADEMY OF ALAMEDA	1		UNIVERSITY INTERN CREDENTIALS			
				Education Specialist Instruction Credential	1		
						Mild/Moderate Disabilities	1
	ACADEMY OF ALAMEDA Total	1					
ALAMEDA	ACHIEVE ACADEMY	1		DISTRICT INTERNSHIP CERTIFICATES			
				District Intern Credential / Multiple Subject	1		
						General Subjects (Examination)	1
		2		SHORT-TERM STAFF PERMIT			
				Short-Term Staff Permit	2		
						General Subjects	1
						General Subjects (Examination)	1
	ACHIEVE ACADEMY Total	3					
ALAMEDA	ALAMEDA CITY UNIFIED SCHOOL DISTRICT	6	1.0%	UNIVERSITY INTERN CREDENTIALS			
				Education Specialist Instruction Credential	1		
						Mild/Moderate Disabilities	1
				Multiple Subject Teaching Credential	3		
						General Subjects (Examination)	3
				Single Subject Teaching Credential	2		
						Science: Biological Sciences (Examination)	2
		1	0.2%	DISTRICT INTERNSHIP CERTIFICATES			
				District Intern Credential / Single Subject	1		
						English (Examination)	1
						Social Science (Examination)	1
		6	1.0%	LIMITED ASSIGNMENT PERMIT			
				General Education Limited Assignment Single Subject	5		
						English	1
						Foreign Language: French	1
						Foundational-Level Mathematics	2
						Health Science	1
				Special Education Limited Assignment Teaching Permi	1		
						Mild/Moderate Disabilities	1
		9	1.6%	SHORT-TERM STAFF PERMIT			
				Short-Term Staff Permit	9		
						Foundational-Level Mathematics	1
						Industrial and Technology Education	1

TABLE 5C
Distribution of Intern Credentials, Permits, Credential Waivers by County, School District, Type, and by Subject Area
July 1, 2015 to June 30, 2016

County	Agency	Agency Total	Agency %	Credential Title	Credential Total	Subject Area	Subject Total
						Mild/Moderate Disabilities	4
						Moderate/Severe Disabilities	1
						Science: Biological Sciences	1
						Science: Chemistry	1
		1	0.2%	PROVISIONAL INTERNSHIP PERMIT			
				Provisional Internship Permit	1		
						Mild/Moderate Disabilities	1
		557	96.0%	Fully Credentialed Teachers			
	ALAMEDA CITY UNIFIED SCHOOL DISTRICT Total	580					
ALAMEDA	ALBANY UNIFIED SCHOOL DISTRICT	2	1.0%	UNIVERSITY INTERN CREDENTIALS			
				Single Subject Teaching Credential	2		
						Foundational-Level Mathematics (Examination)	1
						Social Science (Examination)	1
		7	3.4%	LIMITED ASSIGNMENT PERMIT			
				General Education Limited Assignment Single Subject	7		
						English	1
						Foundational-Level General Science	1
						Health Science	2
						Home Economics	1
						Physical Education	1
						Social Science	1
		4	1.9%	SHORT-TERM STAFF PERMIT			
				Short-Term Staff Permit	4		
						Foreign Language: Spanish (Examination)	1
						Mathematics	1
						Moderate/Severe Disabilities	1
						Social Science (Examination)	1
		193	93.7%	Fully Credentialed Teachers			
	ALBANY UNIFIED SCHOOL DISTRICT Total	206					
ALAMEDA	ALTERNATIVES IN ACTION	1		SHORT-TERM STAFF PERMIT			
				Short-Term Staff Permit	1		
						Social Science	1
	ALTERNATIVES IN ACTION Total	1					
ALAMEDA	AMERICAN INDIAN PUBLIC CHARTER SCHOOL	1		LIMITED ASSIGNMENT PERMIT			
				General Education Limited Assignment Multiple Subje	1		

TABLE 5C
Distribution of Intern Credentials, Permits, Credential Waivers by County, School District, Type, and by Subject Area
July 1, 2015 to June 30, 2016

County	Agency	Agency Total	Agency %	Credential Title	Credential Total	Subject Area	Subject Total
						General Subjects	1
	AMERICAN INDIAN PUBLIC CHARTER SCHOOL TO	1					
ALAMEDA	AMERICAN INDIAN PUBLIC CHARTER SCHOOL II	5		UNIVERSITY INTERN CREDENTIALS			
				Multiple Subject Teaching Credential	5		
						General Subjects (Examination)	5
		3		SHORT-TERM STAFF PERMIT			
				Short-Term Staff Permit	3		
						General Subjects	3
	AMERICAN INDIAN PUBLIC CHARTER SCHOOL II T	8					
ALAMEDA	AMERICAN INDIAN PUBLIC HIGH	1		DISTRICT INTERNSHIP CERTIFICATES			
				District Intern Credential / Single Subject	1		
						Social Science (Examination)	1
	AMERICAN INDIAN PUBLIC HIGH Total	1					
ALAMEDA	ARISE HIGH	1		LIMITED ASSIGNMENT PERMIT			
				General Education Limited Assignment Single Subject	1		
						Science: Physics	1
	ARISE HIGH Total	1					
ALAMEDA	ASCEND CHARTER SCHOOL	3		SHORT-TERM STAFF PERMIT			
				Short-Term Staff Permit	3		
						English (Examination)	1
						General Subjects	1
						General Subjects (Examination)	1
	ASCEND CHARTER SCHOOL Total	3					
ALAMEDA	ASPIRE COLLEGE ACADEMY	1		SHORT-TERM STAFF PERMIT			
				Short-Term Staff Permit	1		
						General Subjects (Examination)	1
	ASPIRE COLLEGE ACADEMY Total	1					
ALAMEDA	ASPIRE GOLDEN STATE COLLEGE PREP ACADEMY	1		DISTRICT INTERNSHIP CERTIFICATES			
				District Intern Credential / Single Subject	1		
						Social Science (Examination)	1
		1		SHORT-TERM STAFF PERMIT			
				Short-Term Staff Permit	1		
						Social Science (Examination)	1
	ASPIRE GOLDEN STATE COLLEGE PREP ACADEMY	2					
ALAMEDA	ASPIRE LIONEL WILSON COLLEGE PREP ACADEM	3		UNIVERSITY INTERN CREDENTIALS			

TABLE 5C
Distribution of Intern Credentials, Permits, Credential Waivers by County, School District, Type, and by Subject Area
July 1, 2015 to June 30, 2016

County	Agency	Agency Total	Agency %	Credential Title	Credential Total	Subject Area	Subject Total
				Education Specialist Instruction Credential	1		
						Mild/Moderate Disabilities	1
				Multiple Subject Teaching Credential	1		
						General Subjects (Examination)	1
				Single Subject Teaching Credential	1		
						Foreign Language: Spanish (Examination)	1
		3		SHORT-TERM STAFF PERMIT			
				Short-Term Staff Permit	3		
						Foundational-Level Mathematics (Examination)	1
						Mild/Moderate Disabilities	1
						Science: Chemistry	1
	ASPIRE LIONEL WILSON COLLEGE PREP ACADEM	6					
ALAMEDA	ASPIRE PUBLIC SCHOOLS	4		UNIVERSITY INTERN CREDENTIALS			
				Education Specialist Instruction Credential	1		
						Mild/Moderate Disabilities	1
				Multiple Subject Teaching Credential	3		
						General Subjects (Examination)	3
		1		SHORT-TERM STAFF PERMIT			
				Short-Term Staff Permit	1		
						Mathematics	1
	ASPIRE PUBLIC SCHOOLS Total	5					
ALAMEDA	ASPIRE TRIUMPH TECHNOLOGY ACADEMY	1		SHORT-TERM STAFF PERMIT			
				Short-Term Staff Permit	1		
						General Subjects	1
	ASPIRE TRIUMPH TECHNOLOGY ACADEMY Total	1					
ALAMEDA	BAY AREA SCHOOL OF ENTERPRISE	1		DISTRICT INTERNSHIP CERTIFICATES			
				District Intern Credential / Single Subject	1		
						English (Examination)	1
	BAY AREA SCHOOL OF ENTERPRISE Total	1					
ALAMEDA	BAY AREA TECHNOLOGY	1		SHORT-TERM STAFF PERMIT			
				Short-Term Staff Permit	1		
						English	1
	BAY AREA TECHNOLOGY Total	1					
ALAMEDA	BERKELEY UNIFIED SCHOOL DISTRICT	1	0.2%	UNIVERSITY INTERN CREDENTIALS			
				Education Specialist Instruction Credential	1		

TABLE 5C
Distribution of Intern Credentials, Permits, Credential Waivers by County, School District, Type, and by Subject Area
July 1, 2015 to June 30, 2016

County	Agency	Agency Total	Agency %	Credential Title	Credential Total	Subject Area	Subject Total
		10	1.5%	LIMITED ASSIGNMENT PERMIT		Moderate/Severe Disabilities	1
				General Education Limited Assignment Single Subject	5		
						English	1
						Foundational-Level General Science	1
						Mathematics	1
						Physical Education	2
				Special Education Limited Assignment Teaching Permi	5		
						Moderate/Severe Disabilities	5
		5	0.8%	SHORT-TERM STAFF PERMIT			
				Short-Term Staff Permit	5		
						English (Examination)	1
						Moderate/Severe Disabilities	1
						Science: Chemistry	1
						Science: Physics (Examination)	1
						Social Science	1
		638	97.6%	Fully Credentialed Teachers			
	BERKELEY UNIFIED SCHOOL DISTRICT Total	654					
ALAMEDA	CASTLEMONT JUNIOR ACADEMY	1		UNIVERSITY INTERN CREDENTIALS			
				Education Specialist Instruction Credential	1		
						Mild/Moderate Disabilities	1
	CASTLEMONT JUNIOR ACADEMY Total	1					
ALAMEDA	CASTRO VALLEY UNIFIED SCHOOL DISTRICT	4	0.9%	UNIVERSITY INTERN CREDENTIALS			
				Single Subject Teaching Credential	4		
						English (Examination)	2
						Mathematics	1
						Physical Education	1
		1	0.2%	SHORT-TERM STAFF PERMIT			
				Short-Term Staff Permit	1		
						Science: Physics	1
		419	98.8%	Fully Credentialed Teachers			
	CASTRO VALLEY UNIFIED SCHOOL DISTRICT Total	424					
ALAMEDA	CHILDRENS LEARNING CENTER	1		UNIVERSITY INTERN CREDENTIALS			
				Education Specialist Instruction Credential	1		
						Mild/Moderate Disabilities	1

TABLE 5C
Distribution of Intern Credentials, Permits, Credential Waivers by County, School District, Type, and by Subject Area
July 1, 2015 to June 30, 2016

County	Agency	Agency Total	Agency %	Credential Title	Credential Total	Subject Area	Subject Total
	CHILDRENS LEARNING CENTER Total	1					
ALAMEDA	COX ACADEMY	1		UNIVERSITY INTERN CREDENTIALS			
				Multiple Subject Teaching Credential	1		
						General Subjects (Examination)	1
	COX ACADEMY Total	1					
ALAMEDA	DOWNTOWN CHARTER ACADEMY BROWN	1		UNIVERSITY INTERN CREDENTIALS			
				Single Subject Teaching Credential	1		
						Mathematics (Examination)	1
		4		SHORT-TERM STAFF PERMIT			
				Short-Term Staff Permit	4		
						English (Examination)	1
						General Subjects	3
	DOWNTOWN CHARTER ACADEMY BROWN Total	5					
ALAMEDA	DUBLIN UNIFIED SCHOOL DISTRICT	2	0.4%	UNIVERSITY INTERN CREDENTIALS			
				Single Subject Teaching Credential	2		
						Biological Sciences (Specialized) (Examination)	1
						Physical Education (Examination)	1
		3	0.6%	SHORT-TERM STAFF PERMIT			
				Short-Term Staff Permit	3		
						General Subjects (Examination)	2
						Science: Chemistry	1
		469	99.0%	Fully Credentialed Teachers			
	DUBLIN UNIFIED SCHOOL DISTRICT Total	474					
ALAMEDA	EAST BAY INNOVATION ACADEMY	2		UNIVERSITY INTERN CREDENTIALS			
				Education Specialist Instruction Credential	1		
						Moderate/Severe Disabilities	1
				Single Subject Teaching Credential	1		
						English (Examination)	1
		1		SHORT-TERM STAFF PERMIT			
				Short-Term Staff Permit	1		
						Mathematics	1
	EAST BAY INNOVATION ACADEMY Total	3					
ALAMEDA	EAST OAKLAND LEADERSHIP ACADEMY	5		SHORT-TERM STAFF PERMIT			
				Short-Term Staff Permit	5		
						General Subjects	5

TABLE 5C
Distribution of Intern Credentials, Permits, Credential Waivers by County, School District, Type, and by Subject Area
July 1, 2015 to June 30, 2016

County	Agency	Agency Total	Agency %	Credential Title	Credential Total	Subject Area	Subject Total
	EAST OAKLAND LEADERSHIP ACADEMY Total	5					
ALAMEDA	EDUCATION FOR CHANGE AT COX ELEMENTARY	2		DISTRICT INTERNSHIP CERTIFICATES			
				District Intern Credential / Multiple Subject	1	General Subjects (Examination)	1
				District Intern Credential / Single Subject	1	Foundational-Level General Science (Examination)	1
		3		SHORT-TERM STAFF PERMIT			
				Short-Term Staff Permit	3	General Subjects	2
						General Subjects (Examination)	1
	EDUCATION FOR CHANGE AT COX ELEMENTARY	5					
ALAMEDA	EMERY UNIFIED	2	4.4%	LIMITED ASSIGNMENT PERMIT			
				General Education Limited Assignment Single Subject	2	Foundational-Level General Science	1
						Science: Geosciences	1
		1	2.2%	SHORT-TERM STAFF PERMIT			
				Short-Term Staff Permit	1	Mild/Moderate Disabilities	1
		42	93.3%	Fully Credentialed Teachers			
	EMERY UNIFIED Total	45					
ALAMEDA	ENVISION ACADEMY FOR ARTS & TECHNOLOGY	4		UNIVERSITY INTERN CREDENTIALS			
				Education Specialist Instruction Credential	2	Mild/Moderate Disabilities	2
				Single Subject Teaching Credential	2	English (Examination)	1
						Foundational-Level Mathematics (Examination)	1
	ENVISION ACADEMY FOR ARTS & TECHNOLOGY	4					
ALAMEDA	FREMONT UNIFIED SCHOOL DISTRICT	15	0.9%	UNIVERSITY INTERN CREDENTIALS			
				Education Specialist Instruction Credential	5	Mild/Moderate Disabilities	5
				Multiple Subject Teaching Credential	6	General Subjects (Examination)	6
				Single Subject Teaching Credential	4	Art (Examination)	1
						Physical Education	1

TABLE 5C
Distribution of Intern Credentials, Permits, Credential Waivers by County, School District, Type, and by Subject Area
July 1, 2015 to June 30, 2016

County	Agency	Agency Total	Agency %	Credential Title	Credential Total	Subject Area	Subject Total
						Science: Biological Sciences (Examination)	1
						Social Science (Examination)	1
		2	0.1%	DISTRICT INTERNSHIP CERTIFICATES			
				District Intern Credential / Ed. Specialist	1		
						Mild/Moderate Disabilities	1
				District Intern Credential / Single Subject	1		
						Science: Biological Sciences (Examination)	1
		1	0.1%	LIMITED ASSIGNMENT PERMIT			
				General Education Limited Assignment Single Subject	1		
						Science: Biological Sciences	1
		15	0.9%	SHORT-TERM STAFF PERMIT			
				Short-Term Staff Permit	15		
						English (Examination)	1
						General Subjects	2
						General Subjects (Examination)	1
						Mild/Moderate Disabilities	6
						Moderate/Severe Disabilities	3
						Science: Physics	1
						Social Science	1
		1	0.1%	PROVISIONAL INTERNSHIP PERMIT			
				Provisional Internship Permit	1		
						Mathematics	1
		1554	97.9%	Fully Credentialed Teachers			
	FREMONT UNIFIED SCHOOL DISTRICT Total	1588					
ALAMEDA	HAYWARD UNIFIED SCHOOL DISTRICT	10	0.9%	UNIVERSITY INTERN CREDENTIALS			
				Education Specialist Instruction Credential	5		
						Early Childhood Special Education	1
						Mild/Moderate Disabilities	3
						Moderate/Severe Disabilities	1
				Multiple Subject Teaching Credential	3		
						General Subjects (Examination)	3
				Single Subject Teaching Credential	2		
						Science: Biological Sciences (Examination)	1
						Social Science (Examination)	1
		11	1.0%	LIMITED ASSIGNMENT PERMIT			

TABLE 5C
Distribution of Intern Credentials, Permits, Credential Waivers by County, School District, Type, and by Subject Area
July 1, 2015 to June 30, 2016

County	Agency	Agency Total	Agency %	Credential Title	Credential Total	Subject Area	Subject Total
				General Education Limited Assignment Multiple Subje	1		
						General Subjects	1
				General Education Limited Assignment Single Subject	10		
						Art	1
						Business	2
						English	1
						Health Science	3
						Industrial and Technology Education	1
						Physical Education	1
						Social Science	1
		9	0.8%	SHORT-TERM STAFF PERMIT			
				Short-Term Staff Permit	9		
						Early Childhood Special Education	1
						General Subjects	2
						Mild/Moderate Disabilities	2
						Moderate/Severe Disabilities	4
		1	0.1%	CREDENTIAL WAIVERS			
				Single Subject Teaching Credential	1		
						Social Science	1
		1106	97.3%	Fully Credentialed Teachers			
	HAYWARD UNIFIED SCHOOL DISTRICT Total	1137					
ALAMEDA	KIPP BRIDGE CHARTER	1		LIMITED ASSIGNMENT PERMIT			
				General Education Limited Assignment Single Subject	1		
						Foundational-Level Mathematics	1
	KIPP BRIDGE CHARTER Total	1					
ALAMEDA	LAZEAR CHARTER ACADEMY	3		UNIVERSITY INTERN CREDENTIALS			
				Single Subject Teaching Credential	3		
						Foundational-Level General Science (Examination)	2
						Foundational-Level Mathematics (Examination)	1
		2		SHORT-TERM STAFF PERMIT			
				Short-Term Staff Permit	2		
						General Subjects (Examination)	1
						Mild/Moderate Disabilities	1
	LAZEAR CHARTER ACADEMY Total	5					
ALAMEDA	LEADERSHIP PUBLIC SCHOOL	2		DISTRICT INTERNSHIP CERTIFICATES			

TABLE 5C
Distribution of Intern Credentials, Permits, Credential Waivers by County, School District, Type, and by Subject Area
July 1, 2015 to June 30, 2016

County	Agency	Agency Total	Agency %	Credential Title	Credential Total	Subject Area	Subject Total
				District Intern Credential / Single Subject	2		
						English (Examination)	1
						Social Science (Examination)	1
		1		SHORT-TERM STAFF PERMIT			
				Short-Term Staff Permit	1		
						Social Science	1
	LEADERSHIP PUBLIC SCHOOL Total	3					
ALAMEDA	LEADERSHIP PUBLIC SCHOOLS - COLLEGE PARK	1		UNIVERSITY INTERN CREDENTIALS			
				Single Subject Teaching Credential	1		
						Foundational-Level Mathematics (Examination)	1
	LEADERSHIP PUBLIC SCHOOLS - COLLEGE PARK T	1					
ALAMEDA	LIGHTHOUSE COMMUNITY CHARTER HIGH	1		DISTRICT INTERNSHIP CERTIFICATES			
				District Intern Credential / Single Subject	1		
						Social Science (Examination)	1
	LIGHTHOUSE COMMUNITY CHARTER HIGH Total	1					
ALAMEDA	LIVERMORE VALLEY JOINT UNIFIED SCHOOL DIST	7	1.0%	UNIVERSITY INTERN CREDENTIALS			
				Education Specialist Instruction Credential	7		
						Mild/Moderate Disabilities	5
						Moderate/Severe Disabilities	2
		9	1.3%	LIMITED ASSIGNMENT PERMIT			
				General Education Limited Assignment Single Subject	9		
						Foundational-Level General Science	5
						Health Science	1
						Mathematics	3
		15	2.2%	SHORT-TERM STAFF PERMIT			
				Short-Term Staff Permit	15		
						Agriculture	1
						Art (Examination)	1
						Foreign Language: Spanish	1
						Foundational-Level General Science	1
						Foundational-Level General Science (Examination)	1
						General Subjects	1
						General Subjects (Examination)	2
						Mild/Moderate Disabilities	5
						Moderate/Severe Disabilities	2

TABLE 5C
Distribution of Intern Credentials, Permits, Credential Waivers by County, School District, Type, and by Subject Area
July 1, 2015 to June 30, 2016

County	Agency	Agency Total	Agency %	Credential Title	Credential Total	Subject Area	Subject Total
		662	95.5%	Fully Credentialed Teachers			
	LIVERMORE VALLEY JOINT UNIFIED SCHOOL DIST	693					
ALAMEDA	NEW HAVEN UNIFIED SCHOOL DISTRICT	9	1.6%	UNIVERSITY INTERN CREDENTIALS			
				Education Specialist Instruction Credential	1		
						Moderate/Severe Disabilities	1
				Multiple Subject Teaching Credential	3		
						General Subjects (Examination)	3
				Single Subject Teaching Credential	5		
						Art (Examination)	2
						Foundational-Level General Science (Examination)	1
						Mathematics	1
						Mathematics (Examination)	1
		4	0.7%	LIMITED ASSIGNMENT PERMIT			
				General Education Limited Assignment Single Subject	3		
						Art	1
						English	1
						Physical Education (Examination)	1
				Special Education Limited Assignment Teaching Permi	1		
						Moderate/Severe Disabilities	1
		10	1.8%	SHORT-TERM STAFF PERMIT			
				Short-Term Staff Permit	10		
						Foreign Language: Mandarin (Examination)	1
						General Subjects	3
						General Subjects (Examination)	1
						Mathematics	1
						Moderate/Severe Disabilities	1
						Physical Education	1
						Physical Education (Examination)	1
						Social Science (Examination)	1
		526	95.8%	Fully Credentialed Teachers			
	NEW HAVEN UNIFIED SCHOOL DISTRICT Total	549					
ALAMEDA	NEWARK UNIFIED SCHOOL DISTRICT	3	1.0%	UNIVERSITY INTERN CREDENTIALS			
				Education Specialist Instruction Credential	2		
						Mild/Moderate Disabilities	2
				Multiple Subject Teaching Credential	1		

TABLE 5C
Distribution of Intern Credentials, Permits, Credential Waivers by County, School District, Type, and by Subject Area
July 1, 2015 to June 30, 2016

County	Agency	Agency Total	Agency %	Credential Title	Credential Total	Subject Area	Subject Total
						General Subjects (Examination)	1
		4	1.4%	LIMITED ASSIGNMENT PERMIT			
				General Education Limited Assignment Single Subject	3		
						English	1
						Foundational-Level Mathematics	1
						Social Science	1
				Special Education Limited Assignment Teaching Permi	1		
						Moderate/Severe Disabilities	1
		4	1.4%	SHORT-TERM STAFF PERMIT			
				Short-Term Staff Permit	4		
						English (Examination)	1
						Foreign Language: Spanish	1
						Mild/Moderate Disabilities	2
		284	96.3%	Fully Credentialed Teachers			
	NEWARK UNIFIED SCHOOL DISTRICT Total	295					
ALAMEDA	OAKLAND UNITY HIGH SCHOOL	3		DISTRICT INTERNSHIP CERTIFICATES			
				District Intern Credential / Multiple Subject	1		
						General Subjects (Examination)	1
				District Intern Credential / Single Subject	2		
						Foundational-Level Mathematics (Examination)	2
		1		SHORT-TERM STAFF PERMIT			
				Short-Term Staff Permit	1		
						Mathematics	1
		1		PROVISIONAL INTERNSHIP PERMIT			
				Provisional Internship Permit	1		
						Art	1
	OAKLAND UNITY HIGH SCHOOL Total	5					
ALAMEDA	OAKLAND CHARTER ACADEMY (CHARTER)	1		UNIVERSITY INTERN CREDENTIALS			
				Multiple Subject Teaching Credential	1		
						General Subjects (Examination)	1
		2		SHORT-TERM STAFF PERMIT			
				Short-Term Staff Permit	2		
						General Subjects (Examination)	2
	OAKLAND CHARTER ACADEMY (CHARTER) Total	3					
ALAMEDA	OAKLAND CHARTER HIGH	2		SHORT-TERM STAFF PERMIT			

TABLE 5C
Distribution of Intern Credentials, Permits, Credential Waivers by County, School District, Type, and by Subject Area
July 1, 2015 to June 30, 2016

County	Agency	Agency Total	Agency %	Credential Title	Credential Total	Subject Area	Subject Total
				Short-Term Staff Permit	2		
						Science: Biological Sciences	1
						Science: Chemistry	1
	OAKLAND CHARTER HIGH Total	2					
ALAMEDA	OAKLAND MILITARY INSTITUTE	1		UNIVERSITY INTERN CREDENTIALS			
				Single Subject Teaching Credential	1		
						Foreign Language: Spanish (Examination)	1
	OAKLAND MILITARY INSTITUTE Total	1					
ALAMEDA	OAKLAND SCHOOL FOR THE ARTS	1		UNIVERSITY INTERN CREDENTIALS			
				Single Subject Teaching Credential	1		
						Social Science (Examination)	1
	OAKLAND SCHOOL FOR THE ARTS Total	1					
ALAMEDA	OAKLAND UNIFIED SCHOOL DISTRICT	90	3.4%	UNIVERSITY INTERN CREDENTIALS			
				Education Specialist Instruction Credential	23		
						Early Childhood Special Education	2
						Mild/Moderate Disabilities	16
						Moderate/Severe Disabilities	5
				Multiple Subject Teaching Credential	36		
						General Subjects (Examination)	36
				Single Subject Teaching Credential	31		
						Art	1
						Art (Examination)	4
						Foreign Language: Cantonese (Examination)	1
						Foundational-Level General Science (Examination)	2
						Foundational-Level Mathematics (Examination)	5
						Physical Education	3
						Physical Education (Examination)	6
						Science: Biological Sciences (Examination)	1
						Science: Chemistry (Examination)	1
						Social Science	1
						Social Science (Examination)	6
		20	0.7%	LIMITED ASSIGNMENT PERMIT			
				General Education Limited Assignment Multiple Subje	6		
						General Subjects	6
				General Education Limited Assignment Single Subject	14		

TABLE 5C
Distribution of Intern Credentials, Permits, Credential Waivers by County, School District, Type, and by Subject Area
July 1, 2015 to June 30, 2016

County	Agency	Agency Total	Agency %	Credential Title	Credential Total	Subject Area	Subject Total
						English	1
						Foreign Language: Spanish	1
						Foundational-Level General Science	3
						Foundational-Level General Science (Examination)	1
						Foundational-Level Mathematics	3
						Physical Education	4
						Science: Biological Sciences	1
						Science: Chemistry	1
						Social Science	1
		120	4.5%	SHORT-TERM STAFF PERMIT			
				Short-Term Staff Permit	120		
						Art	3
						Business	4
						Deaf and Hard-of-Hearing	2
						English	11
						English (Examination)	2
						Foreign Language: French (Examination)	1
						Foreign Language: Spanish	2
						Foundational-Level General Science	1
						Foundational-Level General Science (Examination)	1
						Foundational-Level Mathematics (Examination)	1
						General Subjects	20
						General Subjects (Examination)	9
						Mathematics	2
						Mathematics (Examination)	1
						Mild/Moderate Disabilities	23
						Moderate/Severe Disabilities	5
						Music	1
						Physical Education	2
						Science: Biological Sciences	3
						Science: Biological Sciences (Examination)	1
						Science: Chemistry	1
						Science: Physics	1
						Science: Physics (Examination)	2
						Social Science	21

TABLE 5C
Distribution of Intern Credentials, Permits, Credential Waivers by County, School District, Type, and by Subject Area
July 1, 2015 to June 30, 2016

County	Agency	Agency Total	Agency %	Credential Title	Credential Total	Subject Area	Subject Total
		31	1.2%	PROVISIONAL INTERNSHIP PERMIT		Social Science (Examination)	3
				Provisional Internship Permit	31		
						English	1
						Foreign Language: Spanish	1
						General Subjects	3
						Mathematics	4
						Mild/Moderate Disabilities	8
						Moderate/Severe Disabilities	4
						Music	1
						Physical Education	1
						Science: Biological Sciences	1
						Science: Physics	2
						Social Science	6
		30	1.1%	CREDENTIAL WAIVERS			
				Education Specialist Instruction Credential	9		
						Mild/Moderate Disabilities	8
						Moderate/Severe Disabilities	1
				Multiple Subject Teaching Credential	8		
						General Subjects	7
						General Subjects (Examination)	1
				Single Subject Teaching Credential	13		
						Art	1
						English	3
						Foreign Language: French	1
						Foreign Language: Italian	1
						Foreign Language: Spanish	1
						Mathematics	1
						Mathematics (Examination)	1
						Physical Education	2
						Science: Physics	1
						Social Science	2
		2394	89.2%	Fully Credentialed Teachers			
	OAKLAND UNIFIED SCHOOL DISTRICT Total	2685					
ALAMEDA	OAKLAND UNITY MIDDLE	1		DISTRICT INTERNSHIP CERTIFICATES			

TABLE 5C
Distribution of Intern Credentials, Permits, Credential Waivers by County, School District, Type, and by Subject Area
July 1, 2015 to June 30, 2016

County	Agency	Agency Total	Agency %	Credential Title	Credential Total	Subject Area	Subject Total
				District Intern Credential / Multiple Subject	1		
						General Subjects (Examination)	1
	OAKLAND UNITY MIDDLE Total	1					
ALAMEDA	PIEDMONT CITY UNIFIED SCHOOL DISTRICT	4	2.4%	LIMITED ASSIGNMENT PERMIT			
				General Education Limited Assignment Single Subject	3		
						Foundational-Level Mathematics	1
						Science: Chemistry	1
						Social Science	1
				Special Education Limited Assignment Teaching Permi	1		
						Moderate/Severe Disabilities	1
		160	97.6%	Fully Credentialed Teachers			
	PIEDMONT CITY UNIFIED SCHOOL DISTRICT Total	164					
ALAMEDA	PLEASANTON UNIFIED SCHOOL DISTRICT	4	0.6%	UNIVERSITY INTERN CREDENTIALS			
				Education Specialist Instruction Credential	2		
						Mild/Moderate Disabilities	1
						Moderate/Severe Disabilities	1
				Single Subject Teaching Credential	2		
						English (Examination)	1
						Foundational-Level General Science (Examination)	1
		5	0.8%	LIMITED ASSIGNMENT PERMIT			
				General Education Limited Assignment Single Subject	3		
						Health Science	3
				Special Education Limited Assignment Teaching Permi	2		
						Mild/Moderate Disabilities	2
		7	1.0%	SHORT-TERM STAFF PERMIT			
				Short-Term Staff Permit	7		
						Foreign Language: Spanish (Examination)	1
						Mild/Moderate Disabilities	3
						Moderate/Severe Disabilities	1
						Physical Education	1
						Physical Education (Examination)	1
		2	0.3%	PROVISIONAL INTERNSHIP PERMIT			
				Provisional Internship Permit	2		
						Foreign Language: American Sign Language	2
		653	97.3%	Fully Credentialed Teachers			

TABLE 5C
Distribution of Intern Credentials, Permits, Credential Waivers by County, School District, Type, and by Subject Area
July 1, 2015 to June 30, 2016

County	Agency	Agency Total	Agency %	Credential Title	Credential Total	Subject Area	Subject Total
	PLEASANTON UNIFIED SCHOOL DISTRICT Total	671					
ALAMEDA	REALM HIGH	1		LIMITED ASSIGNMENT PERMIT			
				General Education Limited Assignment Single Subject	1	English	1
	REALM HIGH Total	1					
ALAMEDA	ROSES IN CONCRETE	1		SHORT-TERM STAFF PERMIT			
				Short-Term Staff Permit	1	Mild/Moderate Disabilities	1
	ROSES IN CONCRETE Total	1					
ALAMEDA	SAN LEANDRO UNIFIED SCHOOL DISTRICT	5	1.2%	UNIVERSITY INTERN CREDENTIALS			
				Education Specialist Instruction Credential	4	Mild/Moderate Disabilities	4
				Single Subject Teaching Credential	1	English (Examination)	1
		1	0.2%	DISTRICT INTERNSHIP CERTIFICATES			
				District Intern Credential / Ed. Specialist	1	Mild/Moderate Disabilities	1
		3	0.7%	LIMITED ASSIGNMENT PERMIT			
				General Education Limited Assignment Single Subject	3	Art	1
						English	1
						Science: Geosciences	1
		3	0.7%	SHORT-TERM STAFF PERMIT			
				Short-Term Staff Permit	3	Mild/Moderate Disabilities	2
						Science: Biological Sciences	1
		398	97.1%	Fully Credentialed Teachers			
	SAN LEANDRO UNIFIED SCHOOL DISTRICT Total	410					
ALAMEDA	SAN LORENZO UNIFIED SCHOOL DISTRICT	9	1.5%	UNIVERSITY INTERN CREDENTIALS			
				Education Specialist Instruction Credential	7	Early Childhood Special Education	2
						Mild/Moderate Disabilities	4
						Moderate/Severe Disabilities	1
				Single Subject Teaching Credential	2		
						English (Examination)	1

TABLE 5C
Distribution of Intern Credentials, Permits, Credential Waivers by County, School District, Type, and by Subject Area
July 1, 2015 to June 30, 2016

County	Agency	Agency Total	Agency %	Credential Title	Credential Total	Subject Area	Subject Total
						Science: Biological Sciences (Examination)	1
		6	1.0%	LIMITED ASSIGNMENT PERMIT			
				General Education Limited Assignment Single Subject	4		
						Foreign Language: American Sign Language	1
						Foundational-Level General Science	2
						Physical Education	2
				Special Education Limited Assignment Teaching Permi	2		
						Moderate/Severe Disabilities	2
		1	0.2%	SHORT-TERM STAFF PERMIT			
				Short-Term Staff Permit	1		
						Mild/Moderate Disabilities	1
		5	0.9%	PROVISIONAL INTERNSHIP PERMIT			
				Provisional Internship Permit	5		
						Early Childhood Special Education	1
						Mild/Moderate Disabilities	1
						Physical Education	1
						Science: Chemistry	2
						Science: Physics	1
		1	0.2%	CREDENTIAL WAIVERS			
				Multiple Subject Teaching Credential	1		
						General Subjects	1
		567	96.3%	Fully Credentialed Teachers			
	SAN LORENZO UNIFIED SCHOOL DISTRICT Total	589					
ALAMEDA	SENECA CENTER	1		UNIVERSITY INTERN CREDENTIALS			
				Education Specialist Instruction Credential	1		
						Mild/Moderate Disabilities	1
		2		SHORT-TERM STAFF PERMIT			
				Short-Term Staff Permit	2		
						Mild/Moderate Disabilities	2
	SENECA CENTER Total	3					
ALAMEDA	SENECA CENTER - PATHFINDER ACADEMY	1		UNIVERSITY INTERN CREDENTIALS			
				Education Specialist Instruction Credential	1		
						Mild/Moderate Disabilities	1
		1		SHORT-TERM STAFF PERMIT			
				Short-Term Staff Permit	1		

TABLE 5C
Distribution of Intern Credentials, Permits, Credential Waivers by County, School District, Type, and by Subject Area
July 1, 2015 to June 30, 2016

County	Agency	Agency Total	Agency %	Credential Title	Credential Total	Subject Area	Subject Total
						Mild/Moderate Disabilities	1
	SENECA CENTER - PATHFINDER ACADEMY Total	2					
ALAMEDA	SENECA JAMES BALDWIN ACADEMY	2		UNIVERSITY INTERN CREDENTIALS			
				Education Specialist Instruction Credential	2		
						Mild/Moderate Disabilities	2
		1		PROVISIONAL INTERNSHIP PERMIT			
				Provisional Internship Permit	1		
						Mild/Moderate Disabilities	1
	SENECA JAMES BALDWIN ACADEMY Total	3					
ALAMEDA	SPECTRUM CENTER	1		UNIVERSITY INTERN CREDENTIALS			
				Education Specialist Instruction Credential	1		
						Mild/Moderate Disabilities	1
	SPECTRUM CENTER Total	1					
ALAMEDA	SPECTRUM CENTER - MISSION VALLEY CAMPUS	1		SHORT-TERM STAFF PERMIT			
				Short-Term Staff Permit	1		
						Moderate/Severe Disabilities	1
	SPECTRUM CENTER - MISSION VALLEY CAMPUS	1					
ALAMEDA	URBAN MONTESSORI CHARTER	1		UNIVERSITY INTERN CREDENTIALS			
				Multiple Subject Teaching Credential	1		
						General Subjects (Examination)	1
		1		DISTRICT INTERNSHIP CERTIFICATES			
				District Intern Credential / Multiple Subject	1		
						General Subjects (Examination)	1
	URBAN MONTESSORI CHARTER Total	2					
ALAMEDA	VINCENT ACADEMY	1		SHORT-TERM STAFF PERMIT			
				Short-Term Staff Permit	1		
						General Subjects	1
	VINCENT ACADEMY Total	1					
ALAMEDA	YU MING CHARTER	1		UNIVERSITY INTERN CREDENTIALS			
				Multiple Subject Teaching Credential	1		
						General Subjects (Examination)	1
		4		LIMITED ASSIGNMENT PERMIT			
				General Education Limited Assignment Multiple Subje	4		
						General Subjects	4
		3		SHORT-TERM STAFF PERMIT			

TABLE 5C
Distribution of Intern Credentials, Permits, Credential Waivers by County, School District, Type, and by Subject Area
July 1, 2015 to June 30, 2016

County	Agency	Agency Total	Agency %	Credential Title	Credential Total	Subject Area	Subject Total
				Short-Term Staff Permit	3		
						General Subjects	3
	YU MING CHARTER Total	8					
AMADOR	AMADOR COUNTY OFFICE OF EDUCATION	4	11.1%	UNIVERSITY INTERN CREDENTIALS			
				Education Specialist Instruction Credential	4		
						Mild/Moderate Disabilities	3
						Moderate/Severe Disabilities	1
		32	88.9%	Fully Credentialed Teachers			
	AMADOR COUNTY OFFICE OF EDUCATION Total	36					
AMADOR	AMADOR COUNTY UNIFIED SCHOOL DISTRICT	1	0.6%	LIMITED ASSIGNMENT PERMIT			
				General Education Limited Assignment Single Subject	1		
						Foundational-Level General Science	1
		4	2.4%	SHORT-TERM STAFF PERMIT			
				Short-Term Staff Permit	4		
						English	1
						English (Examination)	1
						General Subjects	1
						Physical Education (Examination)	1
		164	97.0%	Fully Credentialed Teachers			
	AMADOR COUNTY UNIFIED SCHOOL DISTRICT Total	169					
BUTTE	BIGGS UNIFIED SCHOOL DISTRICT	1	3.0%	UNIVERSITY INTERN CREDENTIALS			
				Education Specialist Instruction Credential	1		
						Moderate/Severe Disabilities	1
		32	97.0%	Fully Credentialed Teachers			
	BIGGS UNIFIED SCHOOL DISTRICT Total	33					
BUTTE	BUTTE COUNTY OFFICE OF EDUCATION	3	3.2%	UNIVERSITY INTERN CREDENTIALS			
				Education Specialist Instruction Credential	1		
						Mild/Moderate Disabilities	1
				Single Subject Teaching Credential	2		
						English (Examination)	1
						Social Science	1
		1	1.1%	LIMITED ASSIGNMENT PERMIT			
				General Education Limited Assignment Single Subject	1		
						English	1
		1	1.1%	SHORT-TERM STAFF PERMIT			

TABLE 5C
Distribution of Intern Credentials, Permits, Credential Waivers by County, School District, Type, and by Subject Area
July 1, 2015 to June 30, 2016

County	Agency	Agency Total	Agency %	Credential Title	Credential Total	Subject Area	Subject Total
				Short-Term Staff Permit	1		
						Deaf and Hard-of-Hearing	1
		90	94.7%	Fully Credentialed Teachers			
	BUTTE COUNTY OFFICE OF EDUCATION Total	95					
BUTTE	CHICO UNIFIED SCHOOL DISTRICT	3	0.5%	UNIVERSITY INTERN CREDENTIALS			
				Education Specialist Instruction Credential	1		
						Moderate/Severe Disabilities	1
				Multiple Subject Teaching Credential	1		
						General Subjects (Examination)	1
				Single Subject Teaching Credential	1		
						Physical Education (Examination)	1
		2	0.3%	LIMITED ASSIGNMENT PERMIT			
				General Education Limited Assignment Single Subject	2		
						Foundational-Level Mathematics	1
						Home Economics	1
		1	0.2%	SHORT-TERM STAFF PERMIT			
				Short-Term Staff Permit	1		
						English (Examination)	1
		656	99.1%	Fully Credentialed Teachers			
	CHICO UNIFIED SCHOOL DISTRICT Total	662					
BUTTE	INSPIRE SCHOOL OF ARTS AND SCIENCES	1		UNIVERSITY INTERN CREDENTIALS			
				Single Subject Teaching Credential	1		
						Mathematics	1
	INSPIRE SCHOOL OF ARTS AND SCIENCES Total	1					
BUTTE	IPAKANNI EARLY COLLEGE CHARTER	1		SHORT-TERM STAFF PERMIT			
				Short-Term Staff Permit	1		
						General Subjects	1
	IPAKANNI EARLY COLLEGE CHARTER Total	1					
BUTTE	OROVILLE UNION HIGH SCHOOL DISTRICT	3	2.9%	UNIVERSITY INTERN CREDENTIALS			
				Education Specialist Instruction Credential	1		
						Mild/Moderate Disabilities	1
				Single Subject Teaching Credential	2		
						Foundational-Level Mathematics (Examination)	1
						Science: Biological Sciences	1
		2	1.9%	LIMITED ASSIGNMENT PERMIT			

TABLE 5C
Distribution of Intern Credentials, Permits, Credential Waivers by County, School District, Type, and by Subject Area
July 1, 2015 to June 30, 2016

County	Agency	Agency Total	Agency %	Credential Title	Credential Total	Subject Area	Subject Total
				General Education Limited Assignment Single Subject	2		
						English	1
						Home Economics	1
		3	2.9%	SHORT-TERM STAFF PERMIT			
				Short-Term Staff Permit	3		
						Industrial and Technology Education (Examination)	1
						Mild/Moderate Disabilities	1
						Science: Biological Sciences (Examination)	1
		96	92.3%	Fully Credentialed Teachers			
	OROVILLE UNION HIGH SCHOOL DISTRICT Total	104					
BUTTE	PARADISE UNIFIED SCHOOL DISTRICT	5	2.4%	UNIVERSITY INTERN CREDENTIALS			
				Education Specialist Instruction Credential	3		
						Mild/Moderate Disabilities	2
						Moderate/Severe Disabilities	1
				Single Subject Teaching Credential	2		
						English	1
						English (Examination)	1
		1	0.5%	SHORT-TERM STAFF PERMIT			
				Short-Term Staff Permit	1		
						English	1
		203	97.1%	Fully Credentialed Teachers			
	PARADISE UNIFIED SCHOOL DISTRICT Total	209					
BUTTE	SIERRA SCHOOL OF BUTTE COUNTY	1		UNIVERSITY INTERN CREDENTIALS			
				Education Specialist Instruction Credential	1		
						Mild/Moderate Disabilities	1
		1		SHORT-TERM STAFF PERMIT			
				Short-Term Staff Permit	1		
						Mild/Moderate Disabilities	1
	SIERRA SCHOOL OF BUTTE COUNTY Total	2					
CALAVERAS	CALAVERAS COUNTY OFFICE OF EDUCATION	1	2.3%	LIMITED ASSIGNMENT PERMIT			
				Special Education Limited Assignment Teaching Permit	1		
						Early Childhood Special Education	1
		1	2.3%	SHORT-TERM STAFF PERMIT			
				Short-Term Staff Permit	1		
						Mild/Moderate Disabilities	1

TABLE 5C
Distribution of Intern Credentials, Permits, Credential Waivers by County, School District, Type, and by Subject Area
July 1, 2015 to June 30, 2016

County	Agency	Agency Total	Agency %	Credential Title	Credential Total	Subject Area	Subject Total
		1	2.3%	PROVISIONAL INTERNSHIP PERMIT		Moderate/Severe Disabilities	1
				Provisional Internship Permit	1		
						Mild/Moderate Disabilities	1
		40	93.0%	Fully Credentialed Teachers			
	CALAVERAS COUNTY OFFICE OF EDUCATION Tot	43					
CALAVERAS	CALAVERAS UNIFIED SCHOOL DISTRICT	2	1.4%	UNIVERSITY INTERN CREDENTIALS			
				Education Specialist Instruction Credential	2		
						Mild/Moderate Disabilities	2
						Moderate/Severe Disabilities	2
		5	3.5%	LIMITED ASSIGNMENT PERMIT			
				General Education Limited Assignment Single Subject	5		
						English	1
						Foreign Language: Spanish	1
						Foundational-Level General Science	1
						Mathematics	1
						Social Science	1
		1	0.7%	PROVISIONAL INTERNSHIP PERMIT			
				Provisional Internship Permit	1		
						Mild/Moderate Disabilities	1
						Moderate/Severe Disabilities	1
		134	94.4%	Fully Credentialed Teachers			
	CALAVERAS UNIFIED SCHOOL DISTRICT Total	142					
CALAVERAS	MARK TWAIN UNION ELEMENTARY SCHOOL DIS	1	2.8%	UNIVERSITY INTERN CREDENTIALS			
				Multiple Subject Teaching Credential	1		
						General Subjects (Examination)	1
		1	2.8%	LIMITED ASSIGNMENT PERMIT			
				Special Education Limited Assignment Teaching Permi	1		
						Mild/Moderate Disabilities	1
						Moderate/Severe Disabilities	1
		34	94.4%	Fully Credentialed Teachers			
	MARK TWAIN UNION ELEMENTARY SCHOOL DIS	36					
CALAVERAS	VALLECITO UNION ELEMENTARY SCHOOL DISTRI	1	3.3%	UNIVERSITY INTERN CREDENTIALS			
				Education Specialist Instruction Credential	1		
						Mild/Moderate Disabilities	1

TABLE 5C
Distribution of Intern Credentials, Permits, Credential Waivers by County, School District, Type, and by Subject Area
July 1, 2015 to June 30, 2016

County	Agency	Agency Total	Agency %	Credential Title	Credential Total	Subject Area	Subject Total
		1	3.3%	LIMITED ASSIGNMENT PERMIT			
				General Education Limited Assignment Single Subject	1		
						Music	1
		1	3.3%	SHORT-TERM STAFF PERMIT			
				Short-Term Staff Permit	1		
						General Subjects	1
		27	90.0%	Fully Credentialed Teachers			
	VALLECITO UNION ELEMENTARY SCHOOL DISTRICT	30					
COLUSA	COLUSA COUNTY OFFICE OF EDUCATION	1	4.4%	UNIVERSITY INTERN CREDENTIALS			
				Education Specialist Instruction Credential	1		
						Mild/Moderate Disabilities	1
		1	4.4%	LIMITED ASSIGNMENT PERMIT			
				General Education Limited Assignment Single Subject	1		
						Physical Education	1
		1	4.4%	SHORT-TERM STAFF PERMIT			
				Short-Term Staff Permit	1		
						Early Childhood Special Education	1
		20	87.0%	Fully Credentialed Teachers			
	COLUSA COUNTY OFFICE OF EDUCATION Total	23					
COLUSA	COLUSA UNIFIED SCHOOL DISTRICT	1	1.4%	PROVISIONAL INTERNSHIP PERMIT			
				Provisional Internship Permit	1		
						Mathematics	1
		73	98.7%	Fully Credentialed Teachers			
	COLUSA UNIFIED SCHOOL DISTRICT Total	74					
COLUSA	MAXWELL UNIFIED SCHOOL DISTRICT	1	7.7%	UNIVERSITY INTERN CREDENTIALS			
				Multiple Subject Teaching Credential	1		
						General Subjects (Examination)	1
		1	7.7%	SHORT-TERM STAFF PERMIT			
				Short-Term Staff Permit	1		
						General Subjects	1
		11	84.6%	Fully Credentialed Teachers			
	MAXWELL UNIFIED SCHOOL DISTRICT Total	13					
COLUSA	PIERCE JOINT UNIFIED SCHOOL DISTRICT	1	1.5%	UNIVERSITY INTERN CREDENTIALS			
				Single Subject Teaching Credential	1		
						Physical Education	1

TABLE 5C
Distribution of Intern Credentials, Permits, Credential Waivers by County, School District, Type, and by Subject Area
July 1, 2015 to June 30, 2016

County	Agency	Agency Total	Agency %	Credential Title	Credential Total	Subject Area	Subject Total
		1	1.5%	DISTRICT INTERNSHIP CERTIFICATES			
				District Intern Credential / Multiple Subject	1		
						General Subjects (Examination)	1
		1	1.5%	LIMITED ASSIGNMENT PERMIT			
				General Education Limited Assignment Single Subject	1		
						Foundational-Level General Science	1
		2	3.0%	SHORT-TERM STAFF PERMIT			
				Short-Term Staff Permit	2		
						General Subjects	1
						Mathematics	1
		62	92.5%	Fully Credentialed Teachers			
	PIERCE JOINT UNIFIED SCHOOL DISTRICT Total	67					
COLUSA	WILLIAMS UNIFIED SCHOOL DISTRICT	2	3.1%	UNIVERSITY INTERN CREDENTIALS			
				Multiple Subject Teaching Credential	1		
						General Subjects (Examination)	1
				Single Subject Teaching Credential	1		
						English (Examination)	1
		2	3.1%	SHORT-TERM STAFF PERMIT			
				Short-Term Staff Permit	2		
						General Subjects	1
						Physical Education	1
		60	93.8%	Fully Credentialed Teachers			
	WILLIAMS UNIFIED SCHOOL DISTRICT Total	64					
CONTRA COSTA	A BETTER CHANCE SCHOOL	2		UNIVERSITY INTERN CREDENTIALS			
				Education Specialist Instruction Credential	2		
						Moderate/Severe Disabilities	2
	A BETTER CHANCE SCHOOL Total	2					
CONTRA COSTA	ACALANES UNION HIGH SCHOOL DISTRICT	2	0.7%	UNIVERSITY INTERN CREDENTIALS			
				Education Specialist Instruction Credential	1		
						Mild/Moderate Disabilities	1
				Single Subject Teaching Credential	1		
						Mathematics (Examination)	1
		272	99.3%	Fully Credentialed Teachers			
	ACALANES UNION HIGH SCHOOL DISTRICT Total	274					
CONTRA COSTA	ANTIOCH UNIFIED SCHOOL DISTRICT	10	1.3%	UNIVERSITY INTERN CREDENTIALS			

TABLE 5C
Distribution of Intern Credentials, Permits, Credential Waivers by County, School District, Type, and by Subject Area
July 1, 2015 to June 30, 2016

County	Agency	Agency Total	Agency %	Credential Title	Credential Total	Subject Area	Subject Total
				Education Specialist Instruction Credential	3		
						Mild/Moderate Disabilities	3
				Multiple Subject Teaching Credential	2		
						General Subjects (Examination)	2
				Single Subject Teaching Credential	5		
						Foundational-Level General Science (Examination)	2
						Physical Education (Examination)	1
						Science: Biological Sciences (Examination)	1
						Social Science (Examination)	1
		2	0.3%	LIMITED ASSIGNMENT PERMIT			
				General Education Limited Assignment Single Subject	2		
						Science: Geosciences	2
		7	0.9%	SHORT-TERM STAFF PERMIT			
				Short-Term Staff Permit	7		
						General Subjects (Examination)	3
						Mild/Moderate Disabilities	3
						Physical Education (Examination)	1
		5	0.7%	PROVISIONAL INTERNSHIP PERMIT			
				Provisional Internship Permit	5		
						English	1
						Mild/Moderate Disabilities	1
						Music	3
		749	96.9%	Fully Credentialed Teachers			
	ANTIOCH UNIFIED SCHOOL DISTRICT Total	773					
CONTRA COSTA	BRENTWOOD UNION SCHOOL DISTRICT	2	0.5%	UNIVERSITY INTERN CREDENTIALS			
				Education Specialist Instruction Credential	1		
						Mild/Moderate Disabilities	1
				Multiple Subject Teaching Credential	1		
						General Subjects (Examination)	1
		2	0.5%	SHORT-TERM STAFF PERMIT			
				Short-Term Staff Permit	2		
						Mild/Moderate Disabilities	1
						Moderate/Severe Disabilities	1
		1	0.3%	PROVISIONAL INTERNSHIP PERMIT			
				Provisional Internship Permit	1		

TABLE 5C
Distribution of Intern Credentials, Permits, Credential Waivers by County, School District, Type, and by Subject Area
July 1, 2015 to June 30, 2016

County	Agency	Agency Total	Agency %	Credential Title	Credential Total	Subject Area	Subject Total
						Mild/Moderate Disabilities	1
		387	98.7%	Fully Credentialed Teachers			
	BRENTWOOD UNION SCHOOL DISTRICT Total	392					
CONTRA COSTA	BYRON UNION ELEMENTARY SCHOOL DISTRICT	1	1.0%	PROVISIONAL INTERNSHIP PERMIT			
				Provisional Internship Permit	1		
						Moderate/Severe Disabilities	1
		97	99.0%	Fully Credentialed Teachers			
	BYRON UNION ELEMENTARY SCHOOL DISTRICT Total	98					
CONTRA COSTA	CLAYTON VALLEY CHARTER HIGH	1		UNIVERSITY INTERN CREDENTIALS			
				Education Specialist Instruction Credential	1		
						Mild/Moderate Disabilities	1
		1		DISTRICT INTERNSHIP CERTIFICATES			
				District Intern Credential / Single Subject	1		
						Science: Biological Sciences (Examination)	1
		1		PROVISIONAL INTERNSHIP PERMIT			
				Provisional Internship Permit	1		
						Mathematics	1
	CLAYTON VALLEY CHARTER HIGH Total	3					
CONTRA COSTA	CONTRA COSTA COUNTY OFFICE OF EDUCATION	9	3.6%	UNIVERSITY INTERN CREDENTIALS			
				Education Specialist Instruction Credential	2		
						Mild/Moderate Disabilities	1
						Visual Impairments	1
				Multiple Subject Teaching Credential	5		
						General Subjects (Examination)	5
				Single Subject Teaching Credential	2		
						Foundational-Level General Science (Examination)	1
						Social Science (Examination)	1
		3	1.2%	LIMITED ASSIGNMENT PERMIT			
				Special Education Limited Assignment Teaching Permit	3		
						Moderate/Severe Disabilities	3
		2	0.8%	SHORT-TERM STAFF PERMIT			
				Short-Term Staff Permit	2		
						Mild/Moderate Disabilities	1
						Visual Impairments	1
		2	0.8%	PROVISIONAL INTERNSHIP PERMIT			

TABLE 5C
Distribution of Intern Credentials, Permits, Credential Waivers by County, School District, Type, and by Subject Area
July 1, 2015 to June 30, 2016

County	Agency	Agency Total	Agency %	Credential Title	Credential Total	Subject Area	Subject Total
				Provisional Internship Permit	2		
						General Subjects	1
						Moderate/Severe Disabilities	1
		234	93.6%	Fully Credentialed Teachers			
	CONTRA COSTA COUNTY OFFICE OF EDUCATION	250					
CONTRA COSTA	EAGLES PEAK MONTESSOURI SCHOOL	1		UNIVERSITY INTERN CREDENTIALS			
				Multiple Subject Teaching Credential	1		
						General Subjects (Examination)	1
	EAGLES PEAK MONTESSOURI SCHOOL Total	1					
CONTRA COSTA	JOHN HENRY HIGH	1		SHORT-TERM STAFF PERMIT			
				Short-Term Staff Permit	1		
						Foreign Language: Spanish	1
	JOHN HENRY HIGH Total	1					
CONTRA COSTA	JOHN SWETT UNIFIED SCHOOL DISTRICT	1	1.2%	UNIVERSITY INTERN CREDENTIALS			
				Education Specialist Instruction Credential	1		
						Moderate/Severe Disabilities	1
		1	1.2%	DISTRICT INTERNSHIP CERTIFICATES			
				District Intern Credential / Ed. Specialist	1		
						Mild/Moderate Disabilities	1
		1	1.2%	LIMITED ASSIGNMENT PERMIT			
				Special Education Limited Assignment Teaching Permi	1		
						Moderate/Severe Disabilities	1
		3	3.5%	SHORT-TERM STAFF PERMIT			
				Short-Term Staff Permit	3		
						General Subjects	2
						Physical Education	1
		1	1.2%	PROVISIONAL INTERNSHIP PERMIT			
				Provisional Internship Permit	1		
						General Subjects	1
		78	91.8%	Fully Credentialed Teachers			
	JOHN SWETT UNIFIED SCHOOL DISTRICT Total	85					
CONTRA COSTA	KNIGHTSEN ELEMENTARY SCHOOL DISTRICT	1	4.0%	UNIVERSITY INTERN CREDENTIALS			
				Single Subject Teaching Credential	1		
						Music (Examination)	1
		24	96.0%	Fully Credentialed Teachers			

TABLE 5C
Distribution of Intern Credentials, Permits, Credential Waivers by County, School District, Type, and by Subject Area
July 1, 2015 to June 30, 2016

County	Agency	Agency Total	Agency %	Credential Title	Credential Total	Subject Area	Subject Total
	KNIGHTSEN ELEMENTARY SCHOOL DISTRICT Total	25					
CONTRA COSTA	LAFAYETTE ELEMENTARY SCHOOL DISTRICT	1	0.6%	UNIVERSITY INTERN CREDENTIALS			
				Education Specialist Instruction Credential	1		
						Mild/Moderate Disabilities	1
		182	99.5%	Fully Credentialed Teachers			
	LAFAYETTE ELEMENTARY SCHOOL DISTRICT Total	183					
CONTRA COSTA	LEADERSHIP PUBLIC SCHOOLS: RICHMOND	2		UNIVERSITY INTERN CREDENTIALS			
				Education Specialist Instruction Credential	2		
						Mild/Moderate Disabilities	2
		1		LIMITED ASSIGNMENT PERMIT			
				General Education Limited Assignment Single Subject	1		
						Foundational-Level Mathematics	1
	LEADERSHIP PUBLIC SCHOOLS: RICHMOND Total	3					
CONTRA COSTA	LIBERTY UNION HIGH SCHOOL DISTRICT	4	1.1%	UNIVERSITY INTERN CREDENTIALS			
				Education Specialist Instruction Credential	2		
						Mild/Moderate Disabilities	1
						Moderate/Severe Disabilities	1
				Single Subject Teaching Credential	2		
						Art (Examination)	1
						English (Examination)	1
		1	0.3%	SHORT-TERM STAFF PERMIT			
				Short-Term Staff Permit	1		
						English (Examination)	1
		1	0.3%	PROVISIONAL INTERNSHIP PERMIT			
				Provisional Internship Permit	1		
						Physical Education	1
		355	98.3%	Fully Credentialed Teachers			
	LIBERTY UNION HIGH SCHOOL DISTRICT Total	361					
CONTRA COSTA	MAKING WAVES ACADEMY	2		UNIVERSITY INTERN CREDENTIALS			
				Single Subject Teaching Credential	2		
						English (Examination)	1
						Science: Chemistry (Examination)	1
	MAKING WAVES ACADEMY Total	2					
CONTRA COSTA	MANZANITA MIDDLE	2		UNIVERSITY INTERN CREDENTIALS			
				Single Subject Teaching Credential	2		

TABLE 5C
Distribution of Intern Credentials, Permits, Credential Waivers by County, School District, Type, and by Subject Area
July 1, 2015 to June 30, 2016

County	Agency	Agency Total	Agency %	Credential Title	Credential Total	Subject Area	Subject Total
						Foundational-Level General Science (Examination)	1
						Foundational-Level Mathematics (Examination)	1
	MANZANITA MIDDLE Total	2					
CONTRA COSTA	MARTINEZ UNIFIED SCHOOL DISTRICT	3	1.5%	UNIVERSITY INTERN CREDENTIALS			
				Education Specialist Instruction Credential	2		
						Early Childhood Special Education	1
						Mild/Moderate Disabilities	1
				Single Subject Teaching Credential	1		
						Physical Education (Examination)	1
		1	0.5%	LIMITED ASSIGNMENT PERMIT			
				Special Education Limited Assignment Teaching Permi	1		
						Early Childhood Special Education	1
		197	98.0%	Fully Credentialed Teachers			
	MARTINEZ UNIFIED SCHOOL DISTRICT Total	201					
CONTRA COSTA	MORAGA ELEMENTARY SCHOOL DISTRICT	1	1.1%	LIMITED ASSIGNMENT PERMIT			
				Special Education Limited Assignment Teaching Permi	1		
						Moderate/Severe Disabilities	1
		93	98.9%	Fully Credentialed Teachers			
	MORAGA ELEMENTARY SCHOOL DISTRICT Total	94					
CONTRA COSTA	MT. DIABLO UNIFIED SCHOOL DISTRICT	9	0.6%	UNIVERSITY INTERN CREDENTIALS			
				Education Specialist Instruction Credential	6		
						Early Childhood Special Education	1
						Mild/Moderate Disabilities	2
						Moderate/Severe Disabilities	1
						Visual Impairments	2
				Single Subject Teaching Credential	3		
						Biological Sciences (Specialized) (Examination)	1
						English (Examination)	1
						Science: Physics (Examination)	1
		5	0.3%	LIMITED ASSIGNMENT PERMIT			
				General Education Limited Assignment Multiple Subje	2		
						General Subjects	2
				Special Education Limited Assignment Teaching Permi	3		
						Moderate/Severe Disabilities	3
		24	1.6%	SHORT-TERM STAFF PERMIT			

TABLE 5C
Distribution of Intern Credentials, Permits, Credential Waivers by County, School District, Type, and by Subject Area
July 1, 2015 to June 30, 2016

County	Agency	Agency Total	Agency %	Credential Title	Credential Total	Subject Area	Subject Total
				Short-Term Staff Permit	24		
						Foreign Language: Spanish	2
						Foundational-Level General Science (Examination)	1
						General Subjects	4
						General Subjects (Examination)	3
						Mathematics	2
						Mild/Moderate Disabilities	7
						Moderate/Severe Disabilities	1
						Music (Examination)	1
						Science: Chemistry	1
						Social Science (Examination)	1
						Visual Impairments	1
		3	0.2%	PROVISIONAL INTERNSHIP PERMIT			
				Provisional Internship Permit	3		
						Foreign Language: Spanish	1
						General Subjects	1
						Moderate/Severe Disabilities	1
		1463	97.3%	Fully Credentialed Teachers			
	MT. DIABLO UNIFIED SCHOOL DISTRICT Total	1504					
CONTRA COSTA	OAKLEY UNION ELEMENTARY SCHOOL DISTRICT	5	2.3%	UNIVERSITY INTERN CREDENTIALS			
				Education Specialist Instruction Credential	2		
						Mild/Moderate Disabilities	2
				Multiple Subject Teaching Credential	3		
						General Subjects (Examination)	3
		1	0.5%	LIMITED ASSIGNMENT PERMIT			
				Special Education Limited Assignment Teaching Permit	1		
						Early Childhood Special Education	1
		11	5.1%	SHORT-TERM STAFF PERMIT			
				Short-Term Staff Permit	11		
						General Subjects	1
						General Subjects (Examination)	1
						Industrial and Technology Education	1
						Mild/Moderate Disabilities	7
						Moderate/Severe Disabilities	1
		2	0.9%	CREDENTIAL WAIVERS			

TABLE 5C
Distribution of Intern Credentials, Permits, Credential Waivers by County, School District, Type, and by Subject Area
July 1, 2015 to June 30, 2016

County	Agency	Agency Total	Agency %	Credential Title	Credential Total	Subject Area	Subject Total
				Multiple Subject Teaching Credential	2		
						General Subjects	2
		197	91.2%	Fully Credentialed Teachers			
	OAKLEY UNION ELEMENTARY SCHOOL DISTRICT	216					
CONTRA COSTA	ORINDA UNION ELEMENTARY SCHOOL DISTRICT	1	0.9%	UNIVERSITY INTERN CREDENTIALS			
				Education Specialist Instruction Credential	1		
						Mild/Moderate Disabilities	1
		114	99.1%	Fully Credentialed Teachers			
	ORINDA UNION ELEMENTARY SCHOOL DISTRICT	115					
CONTRA COSTA	PITTSBURG UNIFIED SCHOOL DISTRICT	2	0.4%	UNIVERSITY INTERN CREDENTIALS			
				Education Specialist Instruction Credential	2		
						Mild/Moderate Disabilities	1
						Moderate/Severe Disabilities	1
		1	0.2%	DISTRICT INTERNSHIP CERTIFICATES			
				District Intern Credential / Single Subject	1		
						Science: Biological Sciences (Examination)	1
						Science: Chemistry (Examination)	1
						Science: Physics (Examination)	1
		3	0.6%	LIMITED ASSIGNMENT PERMIT			
				General Education Limited Assignment Single Subject	2		
						Foundational-Level General Science	2
				Special Education Limited Assignment Teaching Permi	1		
						Moderate/Severe Disabilities	1
		2	0.4%	SHORT-TERM STAFF PERMIT			
				Short-Term Staff Permit	2		
						Foreign Language: Spanish (Examination)	1
						Mathematics	1
		7	1.3%	PROVISIONAL INTERNSHIP PERMIT			
				Provisional Internship Permit	7		
						Foundational-Level General Science	1
						General Subjects	2
						Mild/Moderate Disabilities	2
						Science: Chemistry	1
						Social Science	1
		3	0.6%	CREDENTIAL WAIVERS			

TABLE 5C
Distribution of Intern Credentials, Permits, Credential Waivers by County, School District, Type, and by Subject Area
July 1, 2015 to June 30, 2016

County	Agency	Agency Total	Agency %	Credential Title	Credential Total	Subject Area	Subject Total
				Multiple Subject Teaching Credential	1		
						General Subjects	1
				Single Subject Teaching Credential	2		
						Mathematics	1
						Science: Physics	1
		523	96.7%	Fully Credentialed Teachers			
	PITTSBURG UNIFIED SCHOOL DISTRICT Total	541					
CONTRA COSTA	RICHMOND CHARTER ACADEMY	2		UNIVERSITY INTERN CREDENTIALS			
				Multiple Subject Teaching Credential	2		
						General Subjects (Examination)	2
		1		SHORT-TERM STAFF PERMIT			
				Short-Term Staff Permit	1		
						General Subjects (Examination)	1
	RICHMOND CHARTER ACADEMY Total	3					
CONTRA COSTA	RICHMOND CHARTER ELEMENTARY-BENITO JUA	1		SHORT-TERM STAFF PERMIT			
				Short-Term Staff Permit	1		
						General Subjects (Examination)	1
	RICHMOND CHARTER ELEMENTARY-BENITO JUA	1					
CONTRA COSTA	SAN RAMON VALLEY UNIFIED SCHOOL DISTRICT	8	0.6%	UNIVERSITY INTERN CREDENTIALS			
				Education Specialist Instruction Credential	1		
						Mild/Moderate Disabilities	1
				Single Subject Teaching Credential	7		
						English (Examination)	1
						Foundational-Level Mathematics (Examination)	2
						Mathematics (Examination)	1
						Science: Biological Sciences (Examination)	1
						Science: Chemistry (Examination)	1
						Social Science (Examination)	1
		1	0.1%	DISTRICT INTERNSHIP CERTIFICATES			
				District Intern Credential / Ed. Specialist	1		
						Mild/Moderate Disabilities	1
		13	0.9%	LIMITED ASSIGNMENT PERMIT			
				General Education Limited Assignment Single Subject	12		
						Foreign Language: Spanish	3
						Foundational-Level Mathematics	1

TABLE 5C
Distribution of Intern Credentials, Permits, Credential Waivers by County, School District, Type, and by Subject Area
July 1, 2015 to June 30, 2016

County	Agency	Agency Total	Agency %	Credential Title	Credential Total	Subject Area	Subject Total
						Industrial and Technology Education	2
						Mathematics	1
						Music	1
						Physical Education	2
						Physical Education (Examination)	1
						Social Science	1
				Special Education Limited Assignment Teaching Permi	1		
						Early Childhood Special Education	1
		25	1.8%	SHORT-TERM STAFF PERMIT			
				Short-Term Staff Permit	25		
						Art (Examination)	2
						Early Childhood Special Education	1
						Foreign Language: French	1
						Foreign Language: Spanish	1
						General Subjects	1
						General Subjects (Examination)	5
						Mathematics	2
						Mathematics (Examination)	2
						Mild/Moderate Disabilities	3
						Moderate/Severe Disabilities	3
						Music	1
						Science: Biological Sciences	2
						Science: Chemistry (Examination)	1
		2	0.1%	CREDENTIAL WAIVERS			
				Single Subject Teaching Credential	2		
						Foundational-Level Mathematics	2
		1365	96.5%	Fully Credentialed Teachers			
	SAN RAMON VALLEY UNIFIED SCHOOL DISTRICT	1414					
CONTRA COSTA	SENECA CENTER - CATALYST ACADEMY	2		UNIVERSITY INTERN CREDENTIALS			
				Education Specialist Instruction Credential	2		
						Mild/Moderate Disabilities	2
	SENECA CENTER - CATALYST ACADEMY Total	2					
CONTRA COSTA	SENECA FAMILY OF AGENCIES - OLIVERA SCHOO	2		UNIVERSITY INTERN CREDENTIALS			
				Education Specialist Instruction Credential	2		
						Mild/Moderate Disabilities	2

TABLE 5C
Distribution of Intern Credentials, Permits, Credential Waivers by County, School District, Type, and by Subject Area
July 1, 2015 to June 30, 2016

County	Agency	Agency Total	Agency %	Credential Title	Credential Total	Subject Area	Subject Total
		1		SHORT-TERM STAFF PERMIT			
				Short-Term Staff Permit	1		
						Mild/Moderate Disabilities	1
	SENECA FAMILY OF AGENCIES - OLIVERA SCHOO	3					
CONTRA COSTA	SPECTRUM CENTER - DELTA	1		DISTRICT INTERNSHIP CERTIFICATES			
				District Intern Credential / Ed. Specialist	1		
						Mild/Moderate Disabilities	1
	SPECTRUM CENTER - DELTA Total	1					
CONTRA COSTA	SPECTRUM CENTER - TARA HILLS	1		SHORT-TERM STAFF PERMIT			
				Short-Term Staff Permit	1		
						Moderate/Severe Disabilities	1
	SPECTRUM CENTER - TARA HILLS Total	1					
CONTRA COSTA	SUMMIT PUBLIC SCHOOL K2	1		UNIVERSITY INTERN CREDENTIALS			
				Single Subject Teaching Credential	1		
						English (Examination)	1
	SUMMIT PUBLIC SCHOOL K2 Total	1					
CONTRA COSTA	THE SPRINGSTONE SCHOOL	1		UNIVERSITY INTERN CREDENTIALS			
				Education Specialist Instruction Credential	1		
						Moderate/Severe Disabilities	1
	THE SPRINGSTONE SCHOOL Total	1					
CONTRA COSTA	WALNUT CREEK ELEMENTARY	3	1.8%	LIMITED ASSIGNMENT PERMIT			
				General Education Limited Assignment Single Subject	3		
						Foundational-Level General Science	1
						Mathematics	1
						Social Science	1
		1	0.6%	CREDENTIAL WAIVERS			
				Single Subject Teaching Credential	1		
						Music	1
		161	97.6%	Fully Credentialed Teachers			
	WALNUT CREEK ELEMENTARY Total	165					
CONTRA COSTA	WEST CONTRA COSTA UNIFIED SCHOOL DISTRIC	59	4.2%	UNIVERSITY INTERN CREDENTIALS			
				Education Specialist Instruction Credential	9		
						Mild/Moderate Disabilities	8
						Moderate/Severe Disabilities	1
				Multiple Subject Teaching Credential	26		

TABLE 5C
Distribution of Intern Credentials, Permits, Credential Waivers by County, School District, Type, and by Subject Area
July 1, 2015 to June 30, 2016

County	Agency	Agency Total	Agency %	Credential Title	Credential Total	Subject Area	Subject Total
						General Subjects (Examination)	26
				Single Subject Teaching Credential	24		
						English (Examination)	7
						Foreign Language: Spanish (Examination)	2
						Foundational-Level General Science (Examination)	1
						Foundational-Level Mathematics (Examination)	7
						Mathematics	1
						Mathematics (Examination)	1
						Music (Examination)	1
						Science: Chemistry (Examination)	2
						Science: Geosciences (Examination)	1
						Social Science (Examination)	1
		4	0.3%	LIMITED ASSIGNMENT PERMIT			
				General Education Limited Assignment Single Subject	4		
						Physical Science	1
						Science: Biological Sciences	1
						Science: Physics	2
		16	1.1%	SHORT-TERM STAFF PERMIT			
				Short-Term Staff Permit	16		
						Art	2
						General Subjects (Examination)	3
						Mathematics	1
						Mild/Moderate Disabilities	2
						Moderate/Severe Disabilities	3
						Physical Education	1
						Physical and Health Impairments	1
						Science: Chemistry	1
						Social Science (Examination)	2
		18	1.3%	PROVISIONAL INTERNSHIP PERMIT			
				Provisional Internship Permit	18		
						English	2
						General Subjects	9
						Mathematics	1
						Mild/Moderate Disabilities	1
						Physical Education	3

TABLE 5C
Distribution of Intern Credentials, Permits, Credential Waivers by County, School District, Type, and by Subject Area
July 1, 2015 to June 30, 2016

County	Agency	Agency Total	Agency %	Credential Title	Credential Total	Subject Area	Subject Total
						Science: Biological Sciences	1
						Social Science	1
		10	0.7%	CREDENTIAL WAIVERS			
				Education Specialist Instruction Credential	7		
						Moderate/Severe Disabilities	6
						Visual Impairments	1
				Multiple Subject Teaching Credential	2		
						General Subjects	2
				Single Subject Teaching Credential	1		
						Physical Education	1
		1310	92.5%	Fully Credentialed Teachers			
	WEST CONTRA COSTA UNIFIED SCHOOL DISTRICT	1417					
DEL NORTE	DEL NORTE COUNTY OFFICE OF EDUCATION	1	3.2%	SHORT-TERM STAFF PERMIT			
				Short-Term Staff Permit	1		
						General Subjects (Examination)	1
		1	3.2%	PROVISIONAL INTERNSHIP PERMIT			
				Provisional Internship Permit	1		
						Art	1
						Physical Education	1
		29	93.6%	Fully Credentialed Teachers			
	DEL NORTE COUNTY OFFICE OF EDUCATION Total	31					
DEL NORTE	DEL NORTE COUNTY UNIFIED SCHOOL DISTRICT	2	1.2%	UNIVERSITY INTERN CREDENTIALS			
				Education Specialist Instruction Credential	1		
						Moderate/Severe Disabilities	1
				Multiple Subject Teaching Credential	1		
						General Subjects (Examination)	1
		1	0.6%	SHORT-TERM STAFF PERMIT			
				Short-Term Staff Permit	1		
						Mild/Moderate Disabilities	1
		170	98.3%	Fully Credentialed Teachers			
	DEL NORTE COUNTY UNIFIED SCHOOL DISTRICT	173					
EL DORADO	BLACK OAK MINE UNIFIED SCHOOL DISTRICT	2	3.2%	LIMITED ASSIGNMENT PERMIT			
				General Education Limited Assignment Single Subject	2		
						Foreign Language: German	1
						Mathematics	1

TABLE 5C
Distribution of Intern Credentials, Permits, Credential Waivers by County, School District, Type, and by Subject Area
July 1, 2015 to June 30, 2016

County	Agency	Agency Total	Agency %	Credential Title	Credential Total	Subject Area	Subject Total
		61	96.8%	Fully Credentialed Teachers			
	BLACK OAK MINE UNIFIED SCHOOL DISTRICT Tot	63					
EL DORADO	BUCKEYE UNION SCHOOL DISTRICT	2	0.8%	LIMITED ASSIGNMENT PERMIT			
				General Education Limited Assignment Single Subject	1		
						English	1
				Special Education Limited Assignment Teaching Permi	1		
						Moderate/Severe Disabilities	1
		236	99.2%	Fully Credentialed Teachers			
	BUCKEYE UNION SCHOOL DISTRICT Total	238					
EL DORADO	EL DORADO COUNTY OFFICE OF EDUCATION	5	6.6%	UNIVERSITY INTERN CREDENTIALS			
				Education Specialist Instruction Credential	4		
						Moderate/Severe Disabilities	4
				Single Subject Teaching Credential	1		
						Foundational-Level Mathematics (Examination)	1
		2	2.6%	SHORT-TERM STAFF PERMIT			
				Short-Term Staff Permit	2		
						General Subjects	1
						Mild/Moderate Disabilities	1
		69	90.8%	Fully Credentialed Teachers			
	EL DORADO COUNTY OFFICE OF EDUCATION Tot	76					
EL DORADO	EL DORADO UNION HIGH SCHOOL DISTRICT	3	1.0%	UNIVERSITY INTERN CREDENTIALS			
				Education Specialist Instruction Credential	2		
						Mild/Moderate Disabilities	2
				Single Subject Teaching Credential	1		
						Foreign Language: Spanish (Examination)	1
		3	1.0%	LIMITED ASSIGNMENT PERMIT			
				General Education Limited Assignment Single Subject	3		
						Business	1
						Industrial and Technology Education	1
						Science: Physics	1
		5	1.7%	SHORT-TERM STAFF PERMIT			
				Short-Term Staff Permit	5		
						Art (Examination)	1
						Foreign Language: Spanish	1
						Foreign Language: Spanish (Examination)	1

TABLE 5C
Distribution of Intern Credentials, Permits, Credential Waivers by County, School District, Type, and by Subject Area
July 1, 2015 to June 30, 2016

County	Agency	Agency Total	Agency %	Credential Title	Credential Total	Subject Area	Subject Total
						Physical Education	1
						Social Science (Examination)	1
		284	96.3%	Fully Credentialed Teachers			
	EL DORADO UNION HIGH SCHOOL DISTRICT Total	295					
EL DORADO	GOLD TRAIL UNION SCHOOL DISTRICT	1	3.2%	SHORT-TERM STAFF PERMIT			
				Short-Term Staff Permit	1		
						General Subjects (Examination)	1
		30	96.8%	Fully Credentialed Teachers			
	GOLD TRAIL UNION SCHOOL DISTRICT Total	31					
EL DORADO	GUIDING HANDS, INC.	1		SHORT-TERM STAFF PERMIT			
				Short-Term Staff Permit	1		
						Mild/Moderate Disabilities	1
	GUIDING HANDS, INC. Total	1					
EL DORADO	LAKE TAHOE UNIFIED SCHOOL DISTRICT	1	0.5%	LIMITED ASSIGNMENT PERMIT			
				General Education Limited Assignment Single Subject	1		
						Physical Education	1
		1	0.5%	SHORT-TERM STAFF PERMIT			
				Short-Term Staff Permit	1		
						Mild/Moderate Disabilities	1
		194	99.0%	Fully Credentialed Teachers			
	LAKE TAHOE UNIFIED SCHOOL DISTRICT Total	196					
EL DORADO	MOTHER LODE UNION ELEMENTARY SCHOOL DISTRICT	1	2.0%	SHORT-TERM STAFF PERMIT			
				Short-Term Staff Permit	1		
						Mild/Moderate Disabilities	1
		49	98.0%	Fully Credentialed Teachers			
	MOTHER LODE UNION ELEMENTARY SCHOOL DISTRICT Total	50					
EL DORADO	PIONEER UNION ELEMENTARY SCHOOL DISTRICT	1	6.7%	SHORT-TERM STAFF PERMIT			
				Short-Term Staff Permit	1		
						General Subjects	1
		14	93.3%	Fully Credentialed Teachers			
	PIONEER UNION ELEMENTARY SCHOOL DISTRICT Total	15					
EL DORADO	PLACERVILLE UNION ELEMENTARY SCHOOL DISTRICT	1	1.6%	SHORT-TERM STAFF PERMIT			
				Short-Term Staff Permit	1		
						General Subjects	1
		62	98.4%	Fully Credentialed Teachers			

TABLE 5C
Distribution of Intern Credentials, Permits, Credential Waivers by County, School District, Type, and by Subject Area
July 1, 2015 to June 30, 2016

County	Agency	Agency Total	Agency %	Credential Title	Credential Total	Subject Area	Subject Total
	PLACERVILLE UNION ELEMENTARY SCHOOL DIST	63					
EL DORADO	POLLOCK PINES ELEMENTARY	1	3.0%	UNIVERSITY INTERN CREDENTIALS			
				Multiple Subject Teaching Credential	1		
						General Subjects (Examination)	1
		1	3.0%	SHORT-TERM STAFF PERMIT			
				Short-Term Staff Permit	1		
						General Subjects	1
		31	93.9%	Fully Credentialed Teachers			
	POLLOCK PINES ELEMENTARY Total	33					
EL DORADO	RESCUE UNION SCHOOL DISTRICT	1	0.6%	UNIVERSITY INTERN CREDENTIALS			
				Education Specialist Instruction Credential	1		
						Mild/Moderate Disabilities	1
		4	2.4%	LIMITED ASSIGNMENT PERMIT			
				General Education Limited Assignment Single Subject	4		
						English	1
						Industrial and Technology Education	1
						Mathematics	1
						Physical Education	1
		162	97.0%	Fully Credentialed Teachers			
	RESCUE UNION SCHOOL DISTRICT Total	167					
FRESNO	ALVINA ELEMENTARY (CHARTER)	1	10.0%	UNIVERSITY INTERN CREDENTIALS			
				Multiple Subject Teaching Credential	1		
						General Subjects (Examination)	1
		1	10.0%	PROVISIONAL INTERNSHIP PERMIT			
				Provisional Internship Permit	1		
						General Subjects	1
		8	80.0%	Fully Credentialed Teachers			
	ALVINA ELEMENTARY (CHARTER) Total	10					
FRESNO	AMBASSADOR PHILLIP V. SANCHEZ PUBLIC CHAF	1		PROVISIONAL INTERNSHIP PERMIT			
				Provisional Internship Permit	1		
						Mild/Moderate Disabilities	1
	AMBASSADOR PHILLIP V. SANCHEZ PUBLIC CHAF	1					
FRESNO	BIG CREEK ELEMENTARY	1	25.0%	SHORT-TERM STAFF PERMIT			
				Short-Term Staff Permit	1		
						Mild/Moderate Disabilities	1

TABLE 5C
Distribution of Intern Credentials, Permits, Credential Waivers by County, School District, Type, and by Subject Area
July 1, 2015 to June 30, 2016

County	Agency	Agency Total	Agency %	Credential Title	Credential Total	Subject Area	Subject Total
		3	75.0%	Fully Credentialed Teachers			
	BIG CREEK ELEMENTARY Total	4					
FRESNO	BIG PICTURE HIGH SCHOOL - FRESNO	1		SHORT-TERM STAFF PERMIT			
				Short-Term Staff Permit	1		
						Social Science	1
	BIG PICTURE HIGH SCHOOL - FRESNO Total	1					
FRESNO	BURREL UNION ELEMENTARY	3	33.3%	UNIVERSITY INTERN CREDENTIALS			
				Education Specialist Instruction Credential	1		
						Moderate/Severe Disabilities	1
				Multiple Subject Teaching Credential	2		
						General Subjects (Examination)	2
		5	55.6%	PROVISIONAL INTERNSHIP PERMIT			
				Provisional Internship Permit	5		
						General Subjects	5
		1	11.1%	Fully Credentialed Teachers			
	BURREL UNION ELEMENTARY Total	9					
FRESNO	CARTER G. WOODSON CHARTER SCHOOL	1		UNIVERSITY INTERN CREDENTIALS			
				Single Subject Teaching Credential	1		
						Science: Biological Sciences	1
		1		DISTRICT INTERNSHIP CERTIFICATES			
				District Intern Credential / Single Subject	1		
						Social Science (Examination)	1
	CARTER G. WOODSON CHARTER SCHOOL Total	2					
FRESNO	CARUTHERS UNIFIED SCHOOL DISTRICT	2	2.6%	SHORT-TERM STAFF PERMIT			
				Short-Term Staff Permit	2		
						Mild/Moderate Disabilities	1
						Science: Biological Sciences (Examination)	1
		1	1.3%	PROVISIONAL INTERNSHIP PERMIT			
				Provisional Internship Permit	1		
						Mild/Moderate Disabilities	1
		73	96.1%	Fully Credentialed Teachers			
	CARUTHERS UNIFIED SCHOOL DISTRICT Total	76					
FRESNO	CENTRAL UNIFIED SCHOOL DISTRICT	15	2.2%	UNIVERSITY INTERN CREDENTIALS			
				Education Specialist Instruction Credential	7		
						Early Childhood Special Education	1

TABLE 5C
Distribution of Intern Credentials, Permits, Credential Waivers by County, School District, Type, and by Subject Area
July 1, 2015 to June 30, 2016

County	Agency	Agency Total	Agency %	Credential Title	Credential Total	Subject Area	Subject Total
						Mild/Moderate Disabilities	5
						Moderate/Severe Disabilities	1
				Multiple Subject Teaching Credential	2		
						General Subjects (Examination)	2
				Single Subject Teaching Credential	6		
						Art (Examination)	1
						Foreign Language: Spanish	2
						Music	1
						Music (Examination)	1
						Science: Biological Sciences (Examination)	1
		10	1.5%	LIMITED ASSIGNMENT PERMIT			
				General Education Limited Assignment Single Subject	9		
						Art	1
						Foundational-Level General Science	2
						Foundational-Level Mathematics	1
						Health Science	1
						Industrial and Technology Education	1
						Mathematics	3
				Special Education Limited Assignment Teaching Permi	1		
						Early Childhood Special Education	1
		7	1.0%	SHORT-TERM STAFF PERMIT			
				Short-Term Staff Permit	7		
						Agriculture	1
						General Subjects	1
						Mild/Moderate Disabilities	2
						Physical Education (Examination)	1
						Science: Biological Sciences (Examination)	1
						Social Science (Examination)	1
		10	1.5%	PROVISIONAL INTERNSHIP PERMIT			
				Provisional Internship Permit	10		
						English	1
						General Subjects	4
						Mild/Moderate Disabilities	4
						Physical Education	1
		641	93.9%	Fully Credentialed Teachers			

TABLE 5C
Distribution of Intern Credentials, Permits, Credential Waivers by County, School District, Type, and by Subject Area
July 1, 2015 to June 30, 2016

County	Agency	Agency Total	Agency %	Credential Title	Credential Total	Subject Area	Subject Total
	CENTRAL UNIFIED SCHOOL DISTRICT Total	683					
FRESNO	CLOVIS UNIFIED SCHOOL DISTRICT	15	0.8%	UNIVERSITY INTERN CREDENTIALS			
				Education Specialist Instruction Credential	10		
						Early Childhood Special Education	2
						Mild/Moderate Disabilities	4
						Moderate/Severe Disabilities	5
				Multiple Subject Teaching Credential	1		
						General Subjects (Examination)	1
				Single Subject Teaching Credential	4		
						Foundational-Level Mathematics (Examination)	1
						Music	1
						Physical Education	1
						Science: Geosciences (Examination)	1
		1	0.1%	DISTRICT INTERNSHIP CERTIFICATES			
				District Intern Credential / Ed. Specialist	1		
						Mild/Moderate Disabilities	1
		7	0.4%	LIMITED ASSIGNMENT PERMIT			
				General Education Limited Assignment Multiple Subje	1		
						General Subjects	1
				General Education Limited Assignment Single Subject	2		
						Health Science	1
						Mathematics	1
				Special Education Limited Assignment Teaching Permi	4		
						Early Childhood Special Education	1
						Moderate/Severe Disabilities	3
		17	0.9%	SHORT-TERM STAFF PERMIT			
				Short-Term Staff Permit	17		
						Early Childhood Special Education	3
						Foundational-Level General Science	1
						Foundational-Level General Science (Examination)	1
						General Subjects (Examination)	1
						Mild/Moderate Disabilities	5
						Moderate/Severe Disabilities	7
						Music	1
						Music (Examination)	1

TABLE 5C
Distribution of Intern Credentials, Permits, Credential Waivers by County, School District, Type, and by Subject Area
July 1, 2015 to June 30, 2016

County	Agency	Agency Total	Agency %	Credential Title	Credential Total	Subject Area	Subject Total
						Physical Education (Examination)	1
						Science: Biological Sciences	1
						Social Science (Examination)	1
		1797	97.8%	Fully Credentialed Teachers			
	CLOVIS UNIFIED SCHOOL DISTRICT Total	1837					
FRESNO	COALINGA/HURON JOINT UNIFIED SCHOOL DIST	3	1.4%	UNIVERSITY INTERN CREDENTIALS			
				Education Specialist Instruction Credential	1		
						Mild/Moderate Disabilities	1
				Multiple Subject Teaching Credential	1		
						General Subjects (Examination)	1
				Single Subject Teaching Credential	1		
						Science: Biological Sciences (Examination)	1
		3	1.4%	DISTRICT INTERNSHIP CERTIFICATES			
				District Intern Credential / Ed. Specialist	1		
						Mild/Moderate Disabilities	1
				District Intern Credential / Multiple Subject	1		
						General Subjects (Examination)	1
				District Intern Credential / Single Subject	1		
						English (Examination)	1
		4	1.9%	LIMITED ASSIGNMENT PERMIT			
				General Education Limited Assignment Single Subject	4		
						English	1
						Industrial and Technology Education	2
						Mathematics	1
		11	5.2%	SHORT-TERM STAFF PERMIT			
				Short-Term Staff Permit	11		
						Early Childhood Special Education	2
						General Subjects	5
						General Subjects (Examination)	2
						Mild/Moderate Disabilities	1
						Physical Education	1
		5	2.4%	PROVISIONAL INTERNSHIP PERMIT			
				Provisional Internship Permit	5		
						General Subjects	2
						Mild/Moderate Disabilities	1

TABLE 5C
Distribution of Intern Credentials, Permits, Credential Waivers by County, School District, Type, and by Subject Area
July 1, 2015 to June 30, 2016

County	Agency	Agency Total	Agency %	Credential Title	Credential Total	Subject Area	Subject Total
						Physical Education	1
						Social Science	1
		1	0.5%	CREDENTIAL WAIVERS			
				Single Subject Teaching Credential	1		
						Foreign Language: Spanish	1
		186	87.3%	Fully Credentialed Teachers			
	COALINGA/HURON JOINT UNIFIED SCHOOL DIST	213					
FRESNO	CREATIVE ALTERNATIVES	1		SHORT-TERM STAFF PERMIT			
				Short-Term Staff Permit	1		
						Mild/Moderate Disabilities	1
	CREATIVE ALTERNATIVES Total	1					
FRESNO	CRESCENT VIEW CHARTER HIGH SCHOOL	1		UNIVERSITY INTERN CREDENTIALS			
				Single Subject Teaching Credential	1		
						Social Science (Examination)	1
	CRESCENT VIEW CHARTER HIGH SCHOOL Total	1					
FRESNO	CRESCENT VIEW WEST CHARTER	1		SHORT-TERM STAFF PERMIT			
				Short-Term Staff Permit	1		
						English	1
		4		PROVISIONAL INTERNSHIP PERMIT			
				Provisional Internship Permit	4		
						English	1
						General Subjects	1
						Mild/Moderate Disabilities	1
						Social Science	1
	CRESCENT VIEW WEST CHARTER Total	5					
FRESNO	FIREBAUGH-LAS DELTAS UNIFIED SCHOOL DISTR	7	5.9%	UNIVERSITY INTERN CREDENTIALS			
				Education Specialist Instruction Credential	1		
						Mild/Moderate Disabilities	1
				Multiple Subject Teaching Credential	3		
						General Subjects (Examination)	3
				Single Subject Teaching Credential	3		
						Mathematics (Examination)	1
						Physical Education (Examination)	1
						Social Science (Examination)	1
		3	2.5%	LIMITED ASSIGNMENT PERMIT			

TABLE 5C
Distribution of Intern Credentials, Permits, Credential Waivers by County, School District, Type, and by Subject Area
July 1, 2015 to June 30, 2016

County	Agency	Agency Total	Agency %	Credential Title	Credential Total	Subject Area	Subject Total
				General Education Limited Assignment Single Subject	3		
						English	2
						Mathematics	1
		6	5.0%	SHORT-TERM STAFF PERMIT			
				Short-Term Staff Permit	6		
						General Subjects (Examination)	2
						Music	1
						Physical Education (Examination)	1
						Social Science	1
						Social Science (Examination)	1
		2	1.7%	PROVISIONAL INTERNSHIP PERMIT			
				Provisional Internship Permit	2		
						General Subjects	1
						Social Science	1
		101	84.9%	Fully Credentialed Teachers			
	FIREBAUGH-LAS DELTAS UNIFIED SCHOOL DISTR	119					
FRESNO	FOWLER UNIFIED SCHOOL DISTRICT	1	0.8%	UNIVERSITY INTERN CREDENTIALS			
				Single Subject Teaching Credential	1		
						Foundational-Level General Science (Examination)	1
		1	0.8%	LIMITED ASSIGNMENT PERMIT			
				General Education Limited Assignment Single Subject	1		
						Music	1
		4	3.2%	SHORT-TERM STAFF PERMIT			
				Short-Term Staff Permit	4		
						Business	1
						General Subjects	1
						General Subjects (Examination)	1
						Mild/Moderate Disabilities	1
		2	1.6%	PROVISIONAL INTERNSHIP PERMIT			
				Provisional Internship Permit	2		
						Science: Biological Sciences	2
		119	93.7%	Fully Credentialed Teachers			
	FOWLER UNIFIED SCHOOL DISTRICT Total	127					
FRESNO	FRESNO CO. ECONOMIC OPPORTUNITIES COMM	1		SHORT-TERM STAFF PERMIT			
				Short-Term Staff Permit	1		

TABLE 5C
Distribution of Intern Credentials, Permits, Credential Waivers by County, School District, Type, and by Subject Area
July 1, 2015 to June 30, 2016

County	Agency	Agency Total	Agency %	Credential Title	Credential Total	Subject Area	Subject Total
						English	1
	FRESNO CO. ECONOMIC OPPORTUNITIES COMM	1					
FRESNO	FRESNO COUNTY OFFICE OF EDUCATION	7	3.7%	UNIVERSITY INTERN CREDENTIALS			
				Education Specialist Instruction Credential	6		
						Early Childhood Special Education	3
						Moderate/Severe Disabilities	3
				Multiple Subject Teaching Credential	1		
						General Subjects (Examination)	1
		3	1.6%	SHORT-TERM STAFF PERMIT			
				Short-Term Staff Permit	3		
						Mild/Moderate Disabilities	1
						Moderate/Severe Disabilities	3
		3	1.6%	PROVISIONAL INTERNSHIP PERMIT			
				Provisional Internship Permit	3		
						Moderate/Severe Disabilities	3
		2	1.1%	CREDENTIAL WAIVERS			
				Education Specialist Instruction Credential	2		
						Visual Impairments	1
		175	92.1%	Fully Credentialed Teachers			
	FRESNO COUNTY OFFICE OF EDUCATION Total	190					
FRESNO	FRESNO UNIFIED SCHOOL DISTRICT	45	1.3%	UNIVERSITY INTERN CREDENTIALS			
				Education Specialist Instruction Credential	6		
						Early Childhood Special Education	1
						Mild/Moderate Disabilities	2
						Moderate/Severe Disabilities	3
				Multiple Subject Teaching Credential	12		
						General Subjects (Examination)	12
				Single Subject Teaching Credential	27		
						Art (Examination)	1
						English	2
						English (Examination)	6
						Foreign Language: Spanish	5
						Foreign Language: Spanish (Examination)	1
						Foundational-Level Mathematics (Examination)	1
						Mathematics	1

TABLE 5C
Distribution of Intern Credentials, Permits, Credential Waivers by County, School District, Type, and by Subject Area
July 1, 2015 to June 30, 2016

County	Agency	Agency Total	Agency %	Credential Title	Credential Total	Subject Area	Subject Total
						Mathematics (Examination)	1
						Music	1
						Physics (Specialized) (Examination)	1
						Science: Biological Sciences	1
						Science: Biological Sciences (Examination)	2
						Science: Chemistry (Examination)	1
						Social Science	1
						Social Science (Examination)	2
		10	0.3%	DISTRICT INTERNSHIP CERTIFICATES			
				District Intern Credential / Ed. Specialist	4		
						Mild/Moderate Disabilities	2
						Moderate/Severe Disabilities	2
				District Intern Credential / Multiple Subject	1		
						General Subjects (Examination)	1
				District Intern Credential / Single Subject	5		
						English (Examination)	2
						Mathematics	1
						Music (Examination)	1
						Social Science (Examination)	1
		24	0.7%	LIMITED ASSIGNMENT PERMIT			
				General Education Limited Assignment Multiple Subje	1		
						General Subjects	1
				General Education Limited Assignment Single Subject	20		
						English	3
						Foreign Language: Hmong	1
						Foreign Language: Spanish	5
						Foundational-Level General Science	2
						Foundational-Level Mathematics	5
						Industrial and Technology Education	1
						Physical Education	1
						Science: Biological Sciences	2
				Special Education Limited Assignment Teaching Permi	3		
						Early Childhood Special Education	1
						Moderate/Severe Disabilities	2
		86	2.4%	SHORT-TERM STAFF PERMIT			

TABLE 5C
Distribution of Intern Credentials, Permits, Credential Waivers by County, School District, Type, and by Subject Area
July 1, 2015 to June 30, 2016

County	Agency	Agency Total	Agency %	Credential Title	Credential Total	Subject Area	Subject Total
				Short-Term Staff Permit	86		
						Deaf and Hard-of-Hearing	2
						English (Examination)	1
						Foreign Language: Spanish	1
						Foundational-Level General Science (Examination)	1
						Foundational-Level Mathematics (Examination)	1
						General Subjects	11
						General Subjects (Examination)	26
						Mathematics	5
						Mild/Moderate Disabilities	21
						Moderate/Severe Disabilities	2
						Science: Biological Sciences	3
						Science: Biological Sciences (Examination)	2
						Science: Chemistry (Examination)	1
						Science: Physics	4
						Social Science	2
						Social Science (Examination)	2
						Visual Impairments	2
		2	0.1%	PROVISIONAL INTERNSHIP PERMIT			
				Provisional Internship Permit	2		
						General Subjects	1
						Mathematics	1
		3406	95.3%	Fully Credentialed Teachers			
	FRESNO UNIFIED SCHOOL DISTRICT Total	3573					
FRESNO	GOLDEN PLAINS UNIFIED SCHOOL DISTRICT	1	1.2%	UNIVERSITY INTERN CREDENTIALS			
				Multiple Subject Teaching Credential	1		
						General Subjects (Examination)	1
		5	5.8%	SHORT-TERM STAFF PERMIT			
				Short-Term Staff Permit	5		
						English	1
						General Subjects	1
						General Subjects (Examination)	1
						Mild/Moderate Disabilities	2
		6	6.9%	PROVISIONAL INTERNSHIP PERMIT			
				Provisional Internship Permit	6		

TABLE 5C
Distribution of Intern Credentials, Permits, Credential Waivers by County, School District, Type, and by Subject Area
July 1, 2015 to June 30, 2016

County	Agency	Agency Total	Agency %	Credential Title	Credential Total	Subject Area	Subject Total
						General Subjects	5
						Science: Geosciences	1
		75	86.2%	Fully Credentialed Teachers			
	GOLDEN PLAINS UNIFIED SCHOOL DISTRICT Total	87					
FRESNO	KEPLER NEIGHBORHOOD	2		UNIVERSITY INTERN CREDENTIALS			
				Multiple Subject Teaching Credential	2		
						General Subjects (Examination)	2
	KEPLER NEIGHBORHOOD Total	2					
FRESNO	KERMAN UNIFIED SCHOOL DISTRICT	3	1.5%	UNIVERSITY INTERN CREDENTIALS			
				Education Specialist Instruction Credential	1		
						Mild/Moderate Disabilities	1
				Multiple Subject Teaching Credential	1		
						General Subjects (Examination)	1
				Single Subject Teaching Credential	1		
						Physical Education (Examination)	1
		3	1.5%	LIMITED ASSIGNMENT PERMIT			
				General Education Limited Assignment Single Subject	2		
						Foundational-Level Mathematics	2
				Special Education Limited Assignment Teaching Permit	1		
						Mild/Moderate Disabilities	1
		7	3.5%	SHORT-TERM STAFF PERMIT			
				Short-Term Staff Permit	7		
						English (Examination)	2
						Foundational-Level General Science (Examination)	1
						General Subjects	1
						General Subjects (Examination)	1
						Mild/Moderate Disabilities	1
						Science: Biological Sciences	1
		3	1.5%	PROVISIONAL INTERNSHIP PERMIT			
				Provisional Internship Permit	3		
						General Subjects	1
						Mild/Moderate Disabilities	2
		184	92.0%	Fully Credentialed Teachers			
	KERMAN UNIFIED SCHOOL DISTRICT Total	200					
FRESNO	KINGS CANYON JOINT UNIFIED SCHOOL DISTRICT	6	1.4%	UNIVERSITY INTERN CREDENTIALS			

TABLE 5C
Distribution of Intern Credentials, Permits, Credential Waivers by County, School District, Type, and by Subject Area
July 1, 2015 to June 30, 2016

County	Agency	Agency Total	Agency %	Credential Title	Credential Total	Subject Area	Subject Total
				Education Specialist Instruction Credential	2		
						Early Childhood Special Education	2
				Multiple Subject Teaching Credential	3		
						General Subjects (Examination)	3
				Single Subject Teaching Credential	1		
						Foreign Language: Spanish	1
		4	0.9%	DISTRICT INTERNSHIP CERTIFICATES			
				District Intern Credential / Ed. Specialist	4		
						Early Childhood Special Education	1
						Mild/Moderate Disabilities	3
		5	1.1%	LIMITED ASSIGNMENT PERMIT			
				General Education Limited Assignment Multiple Subje	2		
						General Subjects	2
				General Education Limited Assignment Single Subject	3		
						Science: Chemistry	2
						Science: Physics	1
		14	3.2%	SHORT-TERM STAFF PERMIT			
				Short-Term Staff Permit	14		
						Early Childhood Special Education	3
						General Subjects	4
						General Subjects (Examination)	3
						Mathematics	1
						Mild/Moderate Disabilities	1
						Moderate/Severe Disabilities	1
						Music	1
		410	93.4%	Fully Credentialed Teachers			
	KINGS CANYON JOINT UNIFIED SCHOOL DISTRIC	439					
FRESNO	KINGSBURG ELEMENTARY CHARTER	1		SHORT-TERM STAFF PERMIT			
				Short-Term Staff Permit	1		
						Mild/Moderate Disabilities	1
	KINGSBURG ELEMENTARY CHARTER Total	1					
FRESNO	KINGSBURG ELEMENTARY CHARTER SCHOOL DIS	2	1.9%	UNIVERSITY INTERN CREDENTIALS			
				Multiple Subject Teaching Credential	2		
						General Subjects (Examination)	2
		1	0.9%	DISTRICT INTERNSHIP CERTIFICATES			

TABLE 5C
Distribution of Intern Credentials, Permits, Credential Waivers by County, School District, Type, and by Subject Area
July 1, 2015 to June 30, 2016

County	Agency	Agency Total	Agency %	Credential Title	Credential Total	Subject Area	Subject Total
				District Intern Credential / Ed. Specialist	1		
						Mild/Moderate Disabilities	1
		1	0.9%	SHORT-TERM STAFF PERMIT			
				Short-Term Staff Permit	1		
						General Subjects (Examination)	1
		1	0.9%	PROVISIONAL INTERNSHIP PERMIT			
				Provisional Internship Permit	1		
						Music	1
		102	95.3%	Fully Credentialed Teachers			
	KINGSBURG ELEMENTARY CHARTER SCHOOL DIS	107					
FRESNO	KINGSBURG JOINT UNION HIGH	1	1.7%	UNIVERSITY INTERN CREDENTIALS			
				Education Specialist Instruction Credential	1		
						Mild/Moderate Disabilities	1
		1	1.7%	LIMITED ASSIGNMENT PERMIT			
				General Education Limited Assignment Single Subject	1		
						Health Science	1
		56	96.6%	Fully Credentialed Teachers			
	KINGSBURG JOINT UNION HIGH Total	58					
FRESNO	LATON JOINT UNIFIED SCHOOL DISTRICT	1	2.4%	UNIVERSITY INTERN CREDENTIALS			
				Multiple Subject Teaching Credential	1		
						General Subjects (Examination)	1
		1	2.4%	DISTRICT INTERNSHIP CERTIFICATES			
				District Intern Credential / Single Subject	1		
						Social Science (Examination)	1
		6	14.3%	SHORT-TERM STAFF PERMIT			
				Short-Term Staff Permit	6		
						Agriculture	1
						General Subjects	4
						Social Science (Examination)	1
		1	2.4%	PROVISIONAL INTERNSHIP PERMIT			
				Provisional Internship Permit	1		
						Mild/Moderate Disabilities	1
		33	78.6%	Fully Credentialed Teachers			
	LATON JOINT UNIFIED SCHOOL DISTRICT Total	42					
FRESNO	MENDOTA UNIFIED SCHOOL DISTRICT	7	5.0%	UNIVERSITY INTERN CREDENTIALS			

TABLE 5C
Distribution of Intern Credentials, Permits, Credential Waivers by County, School District, Type, and by Subject Area
July 1, 2015 to June 30, 2016

County	Agency	Agency Total	Agency %	Credential Title	Credential Total	Subject Area	Subject Total
				Multiple Subject Teaching Credential	6		
						General Subjects (Examination)	6
				Single Subject Teaching Credential	1		
						Music	1
		2	1.4%	LIMITED ASSIGNMENT PERMIT			
				General Education Limited Assignment Single Subject	2		
						English	1
						Foundational-Level Mathematics	1
		5	3.6%	SHORT-TERM STAFF PERMIT			
				Short-Term Staff Permit	5		
						General Subjects	5
		4	2.9%	PROVISIONAL INTERNSHIP PERMIT			
				Provisional Internship Permit	4		
						General Subjects	2
						Mild/Moderate Disabilities	2
		121	87.1%	Fully Credentialed Teachers			
	MENDOTA UNIFIED SCHOOL DISTRICT Total	139					
FRESNO	NEW SPIRIT CHARTER ACADEMY	1		PROVISIONAL INTERNSHIP PERMIT			
				Provisional Internship Permit	1		
						General Subjects	1
	NEW SPIRIT CHARTER ACADEMY Total	1					
FRESNO	ORANGE CENTER ELEMENTARY SCHOOL DISTRICT	1	2.0%	LIMITED ASSIGNMENT PERMIT			
				General Education Limited Assignment Multiple Subject	1		
						General Subjects	1
		3	6.1%	PROVISIONAL INTERNSHIP PERMIT			
				Provisional Internship Permit	3		
						General Subjects	3
		45	91.8%	Fully Credentialed Teachers			
	ORANGE CENTER ELEMENTARY SCHOOL DISTRICT	49					
FRESNO	PARLIER UNIFIED SCHOOL DISTRICT	4	2.7%	DISTRICT INTERNSHIP CERTIFICATES			
				District Intern Credential / Ed. Specialist	2		
						Mild/Moderate Disabilities	2
				District Intern Credential / Multiple Subject	1		
						General Subjects (Examination)	1
				District Intern Credential / Single Subject	1		

TABLE 5C
Distribution of Intern Credentials, Permits, Credential Waivers by County, School District, Type, and by Subject Area
July 1, 2015 to June 30, 2016

County	Agency	Agency Total	Agency %	Credential Title	Credential Total	Subject Area	Subject Total
						Mathematics (Examination)	1
		1	0.7%	LIMITED ASSIGNMENT PERMIT			
				General Education Limited Assignment Single Subject	1		
						Science: Physics	1
		2	1.3%	SHORT-TERM STAFF PERMIT			
				Short-Term Staff Permit	2		
						General Subjects (Examination)	2
		9	6.0%	PROVISIONAL INTERNSHIP PERMIT			
				Provisional Internship Permit	9		
						Art	1
						Business	1
						General Subjects	6
						Mathematics	1
		135	89.4%	Fully Credentialed Teachers			
	PARLIER UNIFIED SCHOOL DISTRICT Total	151					
FRESNO	RIVERDALE JOINT UNIFIED SCHOOL DISTRICT	3	3.7%	UNIVERSITY INTERN CREDENTIALS			
				Multiple Subject Teaching Credential	3		
						General Subjects (Examination)	3
		2	2.5%	SHORT-TERM STAFF PERMIT			
				Short-Term Staff Permit	2		
						General Subjects (Examination)	1
						Music	1
		76	93.8%	Fully Credentialed Teachers			
	RIVERDALE JOINT UNIFIED SCHOOL DISTRICT Tot	81					
FRESNO	SANGER UNIFIED SCHOOL DISTRICT	4	0.7%	UNIVERSITY INTERN CREDENTIALS			
				Education Specialist Instruction Credential	1		
						Moderate/Severe Disabilities	1
				Multiple Subject Teaching Credential	1		
						General Subjects (Examination)	1
				Single Subject Teaching Credential	2		
						English (Examination)	1
						Foundational-Level General Science (Examinatio	1
		2	0.4%	LIMITED ASSIGNMENT PERMIT			
				General Education Limited Assignment Multiple Subje	1		
						General Subjects (Examination)	1

TABLE 5C
Distribution of Intern Credentials, Permits, Credential Waivers by County, School District, Type, and by Subject Area
July 1, 2015 to June 30, 2016

County	Agency	Agency Total	Agency %	Credential Title	Credential Total	Subject Area	Subject Total
				General Education Limited Assignment Single Subject	1		
						English	1
		7	1.2%	SHORT-TERM STAFF PERMIT			
				Short-Term Staff Permit	7		
						Foundational-Level General Science (Examination)	1
						Foundational-Level Mathematics (Examination)	1
						Mild/Moderate Disabilities	3
						Science: Biological Sciences	1
						Social Science (Examination)	1
		3	0.5%	PROVISIONAL INTERNSHIP PERMIT			
				Provisional Internship Permit	3		
						English	1
						General Subjects	1
						Mathematics	1
		548	97.2%	Fully Credentialed Teachers			
	SANGER UNIFIED SCHOOL DISTRICT Total	564					
FRESNO	SCHOOL OF UNLIMITED LEARNING	1		UNIVERSITY INTERN CREDENTIALS			
				Education Specialist Instruction Credential	1		
						Mild/Moderate Disabilities	1
	SCHOOL OF UNLIMITED LEARNING Total	1					
FRESNO	SELMA UNIFIED SCHOOL DISTRICT	7	2.2%	UNIVERSITY INTERN CREDENTIALS			
				Education Specialist Instruction Credential	3		
						Mild/Moderate Disabilities	3
				Multiple Subject Teaching Credential	1		
						General Subjects (Examination)	1
				Single Subject Teaching Credential	3		
						Foundational-Level Mathematics (Examination)	1
						Music	1
						Physical Education (Examination)	1
		1	0.3%	DISTRICT INTERNSHIP CERTIFICATES			
				District Intern Credential / Single Subject	1		
						Science: Biological Sciences (Examination)	1
		3	1.0%	LIMITED ASSIGNMENT PERMIT			
				General Education Limited Assignment Single Subject	2		
						Foreign Language: Spanish	1

TABLE 5C
Distribution of Intern Credentials, Permits, Credential Waivers by County, School District, Type, and by Subject Area
July 1, 2015 to June 30, 2016

County	Agency	Agency Total	Agency %	Credential Title	Credential Total	Subject Area	Subject Total
						Physical Education	1
				Special Education Limited Assignment Teaching Permi	1		
						Mild/Moderate Disabilities	1
		3	1.0%	SHORT-TERM STAFF PERMIT			
				Short-Term Staff Permit	3		
						English (Examination)	1
						Music	1
						Physical Education (Examination)	1
		1	0.3%	PROVISIONAL INTERNSHIP PERMIT			
				Provisional Internship Permit	1		
						Mathematics	1
		302	95.3%	Fully Credentialed Teachers			
	SELMA UNIFIED SCHOOL DISTRICT Total	317					
FRESNO	SIERRA UNIFIED SCHOOL DISTRICT	1	1.5%	LIMITED ASSIGNMENT PERMIT			
				General Education Limited Assignment Single Subject	1		
						Social Science	1
		68	98.6%	Fully Credentialed Teachers			
	SIERRA UNIFIED SCHOOL DISTRICT Total	69					
FRESNO	VALLEY PREPARATORY ACADEMY CHARTER SCH	1		SHORT-TERM STAFF PERMIT			
				Short-Term Staff Permit	1		
						General Subjects (Examination)	1
	VALLEY PREPARATORY ACADEMY CHARTER SCH	1					
FRESNO	WASHINGTON COLONY ELEMENTARY	1	4.4%	UNIVERSITY INTERN CREDENTIALS			
				Education Specialist Instruction Credential	1		
						Mild/Moderate Disabilities	1
		22	95.7%	Fully Credentialed Teachers			
	WASHINGTON COLONY ELEMENTARY Total	23					
FRESNO	WASHINGTON UNIFIED SCHOOL DISTRICT	3	2.1%	UNIVERSITY INTERN CREDENTIALS			
				Multiple Subject Teaching Credential	2		
						General Subjects (Examination)	2
				Single Subject Teaching Credential	1		
						Mathematics (Examination)	1
		1	0.7%	DISTRICT INTERNSHIP CERTIFICATES			
				District Intern Credential / Single Subject	1		
						Foundational-Level General Science (Examinatio	1

TABLE 5C
Distribution of Intern Credentials, Permits, Credential Waivers by County, School District, Type, and by Subject Area
July 1, 2015 to June 30, 2016

County	Agency	Agency Total	Agency %	Credential Title	Credential Total	Subject Area	Subject Total
		2	1.4%	LIMITED ASSIGNMENT PERMIT			
				General Education Limited Assignment Single Subject	2		
						English	1
						Mathematics	1
		4	2.8%	SHORT-TERM STAFF PERMIT			
				Short-Term Staff Permit	4		
						Art	1
						General Subjects	2
						Mild/Moderate Disabilities	1
		2	1.4%	PROVISIONAL INTERNSHIP PERMIT			
				Provisional Internship Permit	2		
						General Subjects	2
		2	1.4%	CREDENTIAL WAIVERS			
				Single Subject Teaching Credential	2		
						English	1
						Mathematics	1
		127	90.1%	Fully Credentialed Teachers			
	WASHINGTON UNIFIED SCHOOL DISTRICT Total	141					
FRESNO	WASHINGTON UNION HIGH SCHOOL DISTRICT	1		UNIVERSITY INTERN CREDENTIALS			
				Multiple Subject Teaching Credential	1		
						General Subjects (Examination)	1
	WASHINGTON UNION HIGH SCHOOL DISTRICT Total	1					
FRESNO	WESTSIDE ELEMENTARY	1	1.9%	SHORT-TERM STAFF PERMIT			
				Short-Term Staff Permit	1		
						General Subjects (Examination)	1
		52	98.1%	Fully Credentialed Teachers			
	WESTSIDE ELEMENTARY Total	53					
GLENN	CAPAY JOINT UNION ELEMENTARY	1	9.1%	UNIVERSITY INTERN CREDENTIALS			
				Single Subject Teaching Credential	1		
						Music (Examination)	1
		10	90.9%	Fully Credentialed Teachers			
	CAPAY JOINT UNION ELEMENTARY Total	11					
GLENN	GLENN COUNTY OFFICE OF EDUCATION	1	2.1%	UNIVERSITY INTERN CREDENTIALS			
				Education Specialist Instruction Credential	1		
						Moderate/Severe Disabilities	1

TABLE 5C
Distribution of Intern Credentials, Permits, Credential Waivers by County, School District, Type, and by Subject Area
July 1, 2015 to June 30, 2016

County	Agency	Agency Total	Agency %	Credential Title	Credential Total	Subject Area	Subject Total
		1	2.1%	CREDENTIAL WAIVERS			
				Education Specialist Instruction Credential	1		
						Moderate/Severe Disabilities	1
		46	95.8%	Fully Credentialed Teachers			
	GLENN COUNTY OFFICE OF EDUCATION Total	48					
GLENN	ORLAND JOINT UNIFIED SCHOOL DISTRICT	4	3.7%	UNIVERSITY INTERN CREDENTIALS			
				Education Specialist Instruction Credential	3		
						Mild/Moderate Disabilities	2
						Moderate/Severe Disabilities	1
				Single Subject Teaching Credential	1		
						Mathematics (Examination)	1
		105	96.3%	Fully Credentialed Teachers			
	ORLAND JOINT UNIFIED SCHOOL DISTRICT Total	109					
GLENN	PRINCETON JOINT UNIFIED	1	7.7%	UNIVERSITY INTERN CREDENTIALS			
				Single Subject Teaching Credential	1		
						English (Examination)	1
		12	92.3%	Fully Credentialed Teachers			
	PRINCETON JOINT UNIFIED Total	13					
GLENN	WILLOWS UNIFIED SCHOOL DISTRICT	1	1.6%	UNIVERSITY INTERN CREDENTIALS			
				Single Subject Teaching Credential	1		
						Social Science (Examination)	1
		61	98.4%	Fully Credentialed Teachers			
	WILLOWS UNIFIED SCHOOL DISTRICT Total	62					
HUMBOLDT	EUREKA CITY UNIFIED SCHOOL DISTRICT	1	0.5%	LIMITED ASSIGNMENT PERMIT			
				General Education Limited Assignment Single Subject	1		
						Mathematics	1
		186	99.5%	Fully Credentialed Teachers			
	EUREKA CITY UNIFIED SCHOOL DISTRICT Total	187					
HUMBOLDT	FERNDALE UNIFIED	1	3.9%	UNIVERSITY INTERN CREDENTIALS			
				Single Subject Teaching Credential	1		
						Agriculture	1
		25	96.2%	Fully Credentialed Teachers			
	FERNDALE UNIFIED Total	26					
HUMBOLDT	FORTUNA UNION HIGH SCHOOL DISTRICT	1	2.0%	UNIVERSITY INTERN CREDENTIALS			
				Single Subject Teaching Credential	1		

TABLE 5C
Distribution of Intern Credentials, Permits, Credential Waivers by County, School District, Type, and by Subject Area
July 1, 2015 to June 30, 2016

County	Agency	Agency Total	Agency %	Credential Title	Credential Total	Subject Area	Subject Total
						Agriculture	1
		48	98.0%	Fully Credentialed Teachers			
	FORTUNA UNION HIGH SCHOOL DISTRICT Total	49					
HUMBOLDT	HYDESVILLE ELEMENTARY	1	10.0%	SHORT-TERM STAFF PERMIT			
				Short-Term Staff Permit	1		
						General Subjects	1
		9	90.0%	Fully Credentialed Teachers			
	HYDESVILLE ELEMENTARY Total	10					
HUMBOLDT	LOLETA UNION ELEMENTARY	1	5.3%	PROVISIONAL INTERNSHIP PERMIT			
				Provisional Internship Permit	1		
						General Subjects	1
		18	94.7%	Fully Credentialed Teachers			
	LOLETA UNION ELEMENTARY Total	19					
HUMBOLDT	MATTOLE UNIFIED	1	2.2%	UNIVERSITY INTERN CREDENTIALS			
				Multiple Subject Teaching Credential	1		
						General Subjects (Examination)	1
		1	2.2%	SHORT-TERM STAFF PERMIT			
				Short-Term Staff Permit	1		
						General Subjects	1
		44	95.7%	Fully Credentialed Teachers			
	MATTOLE UNIFIED Total	46					
HUMBOLDT	TRINIDAD UNION ELEMENTARY	1	10.0%	UNIVERSITY INTERN CREDENTIALS			
				Multiple Subject Teaching Credential	1		
						General Subjects (Examination)	1
		9	90.0%	Fully Credentialed Teachers			
	TRINIDAD UNION ELEMENTARY Total	10					
IMPERIAL	BALLINGTON ACADEMY FOR THE ARTS AND SCIE	1		UNIVERSITY INTERN CREDENTIALS			
				Education Specialist Instruction Credential	1		
						Mild/Moderate Disabilities	1
		6		PROVISIONAL INTERNSHIP PERMIT			
				Provisional Internship Permit	6		
						General Subjects	6
	BALLINGTON ACADEMY FOR THE ARTS AND SCIE	7					
IMPERIAL	BRAWLEY ELEMENTARY SCHOOL DISTRICT	2	1.2%	UNIVERSITY INTERN CREDENTIALS			
				Education Specialist Instruction Credential	1		

TABLE 5C
Distribution of Intern Credentials, Permits, Credential Waivers by County, School District, Type, and by Subject Area
July 1, 2015 to June 30, 2016

County	Agency	Agency Total	Agency %	Credential Title	Credential Total	Subject Area	Subject Total
						Mild/Moderate Disabilities	1
				Single Subject Teaching Credential	1		
						Foundational-Level General Science (Examination)	1
		4	2.4%	SHORT-TERM STAFF PERMIT			
				Short-Term Staff Permit	4		
						Mild/Moderate Disabilities	3
						Science: Biological Sciences	1
		2	1.2%	PROVISIONAL INTERNSHIP PERMIT			
				Provisional Internship Permit	2		
						Mathematics	1
						Mild/Moderate Disabilities	1
		1	0.6%	CREDENTIAL WAIVERS			
				Single Subject Teaching Credential	1		
						Physical Education	1
		159	94.6%	Fully Credentialed Teachers			
	BRAWLEY ELEMENTARY SCHOOL DISTRICT Total	168					
IMPERIAL	CALEXICO UNIFIED SCHOOL DISTRICT	8	2.0%	UNIVERSITY INTERN CREDENTIALS			
				Education Specialist Instruction Credential	1		
						Mild/Moderate Disabilities	1
				Multiple Subject Teaching Credential	4		
						General Subjects (Examination)	4
				Single Subject Teaching Credential	3		
						English	2
						Mathematics	1
		5	1.2%	LIMITED ASSIGNMENT PERMIT			
				General Education Limited Assignment Multiple Subject	1		
						General Subjects	1
				General Education Limited Assignment Single Subject	4		
						Art	1
						Physical Education	1
						Science: Physics	2
		8	2.0%	SHORT-TERM STAFF PERMIT			
				Short-Term Staff Permit	8		
						English	4
						Foundational-Level Mathematics (Examination)	1

TABLE 5C
Distribution of Intern Credentials, Permits, Credential Waivers by County, School District, Type, and by Subject Area
July 1, 2015 to June 30, 2016

County	Agency	Agency Total	Agency %	Credential Title	Credential Total	Subject Area	Subject Total
						General Subjects	1
						General Subjects (Examination)	1
						Mild/Moderate Disabilities	1
		2	0.5%	PROVISIONAL INTERNSHIP PERMIT			
				Provisional Internship Permit	2		
						Mathematics	1
						Physical Education	1
		1	0.3%	CREDENTIAL WAIVERS			
				Single Subject Teaching Credential	1		
						Mathematics	1
		379	94.0%	Fully Credentialed Teachers			
	CALEXICO UNIFIED SCHOOL DISTRICT Total	403					
IMPERIAL	CALIPATRIA UNIFIED SCHOOL DISTRICT	5	7.5%	UNIVERSITY INTERN CREDENTIALS			
				Multiple Subject Teaching Credential	2		
						General Subjects (Examination)	2
						Single Subject Teaching Credential	3
						English	1
						Science: Biological Sciences (Examination)	1
						Social Science (Examination)	1
		2	3.0%	SHORT-TERM STAFF PERMIT			
				Short-Term Staff Permit	2		
						General Subjects (Examination)	1
						Mild/Moderate Disabilities	1
		4	6.0%	PROVISIONAL INTERNSHIP PERMIT			
				Provisional Internship Permit	4		
						General Subjects	1
						Mathematics	2
						Mild/Moderate Disabilities	1
						Moderate/Severe Disabilities	1
		56	83.6%	Fully Credentialed Teachers			
	CALIPATRIA UNIFIED SCHOOL DISTRICT Total	67					
IMPERIAL	CENTRAL UNION HIGH SCHOOL DISTRICT	2	1.1%	UNIVERSITY INTERN CREDENTIALS			
				Single Subject Teaching Credential	2		
						Physical Education (Examination)	1
						Science: Chemistry (Examination)	1

TABLE 5C
Distribution of Intern Credentials, Permits, Credential Waivers by County, School District, Type, and by Subject Area
July 1, 2015 to June 30, 2016

County	Agency	Agency Total	Agency %	Credential Title	Credential Total	Subject Area	Subject Total
		1	0.6%	LIMITED ASSIGNMENT PERMIT			
				General Education Limited Assignment Single Subject	1		
						Science: Chemistry	1
		2	1.1%	SHORT-TERM STAFF PERMIT			
				Short-Term Staff Permit	2		
						Mathematics	1
						Science: Chemistry	1
		177	97.3%	Fully Credentialed Teachers			
	CENTRAL UNION HIGH SCHOOL DISTRICT Total	182					
IMPERIAL	EL CENTRO ELEMENTARY SCHOOL DISTRICT	3	1.2%	UNIVERSITY INTERN CREDENTIALS			
				Education Specialist Instruction Credential	3		
						Mild/Moderate Disabilities	3
		3	1.2%	LIMITED ASSIGNMENT PERMIT			
				General Education Limited Assignment Multiple Subje	2		
						General Subjects	2
				General Education Limited Assignment Single Subject	1		
						Foundational-Level General Science	1
		2	0.8%	SHORT-TERM STAFF PERMIT			
				Short-Term Staff Permit	2		
						Mild/Moderate Disabilities	1
						Moderate/Severe Disabilities	1
		4	1.6%	PROVISIONAL INTERNSHIP PERMIT			
				Provisional Internship Permit	4		
						Art	1
						General Subjects	1
						Mild/Moderate Disabilities	2
		243	95.3%	Fully Credentialed Teachers			
	EL CENTRO ELEMENTARY SCHOOL DISTRICT Total	255					
IMPERIAL	HEBER ELEMENTARY SCHOOL DISTRICT	2	3.2%	UNIVERSITY INTERN CREDENTIALS			
				Multiple Subject Teaching Credential	2		
						General Subjects (Examination)	2
		1	1.6%	SHORT-TERM STAFF PERMIT			
				Short-Term Staff Permit	1		
						World Language: English Language Developmen	1
		2	3.2%	PROVISIONAL INTERNSHIP PERMIT			

TABLE 5C
Distribution of Intern Credentials, Permits, Credential Waivers by County, School District, Type, and by Subject Area
July 1, 2015 to June 30, 2016

County	Agency	Agency Total	Agency %	Credential Title	Credential Total	Subject Area	Subject Total
				Provisional Internship Permit	2		
						Mild/Moderate Disabilities	2
		57	91.9%	Fully Credentialed Teachers			
	HEBER ELEMENTARY SCHOOL DISTRICT Total	62					
IMPERIAL	HOLTVILLE UNIFIED SCHOOL DISTRICT	4	5.4%	UNIVERSITY INTERN CREDENTIALS			
				Multiple Subject Teaching Credential	3		
						General Subjects (Examination)	3
				Single Subject Teaching Credential	1		
						Mathematics (Examination)	1
		1	1.4%	LIMITED ASSIGNMENT PERMIT			
				General Education Limited Assignment Single Subject	1		
						Foundational-Level General Science	1
		5	6.8%	SHORT-TERM STAFF PERMIT			
				Short-Term Staff Permit	5		
						Agriculture	1
						General Subjects (Examination)	1
						Mild/Moderate Disabilities	3
		2	2.7%	PROVISIONAL INTERNSHIP PERMIT			
				Provisional Internship Permit	2		
						General Subjects	1
						Mild/Moderate Disabilities	1
		62	83.8%	Fully Credentialed Teachers			
	HOLTVILLE UNIFIED SCHOOL DISTRICT Total	74					
IMPERIAL	IMAGINE SCHOOLS AT IMPERIAL VALLEY	3		SHORT-TERM STAFF PERMIT			
				Short-Term Staff Permit	3		
						General Subjects	2
						General Subjects (Examination)	1
		15		PROVISIONAL INTERNSHIP PERMIT			
				Provisional Internship Permit	15		
						English	1
						General Subjects	13
						Social Science	2
		1		CREDENTIAL WAIVERS			
				Single Subject Teaching Credential	1		
						Physical Education	1

TABLE 5C
Distribution of Intern Credentials, Permits, Credential Waivers by County, School District, Type, and by Subject Area
July 1, 2015 to June 30, 2016

County	Agency	Agency Total	Agency %	Credential Title	Credential Total	Subject Area	Subject Total
	IMAGINE SCHOOLS AT IMPERIAL VALLEY Total	19					
IMPERIAL	IMPERIAL COUNTY OFFICE OF EDUCATION	2	4.9%	UNIVERSITY INTERN CREDENTIALS			
				Education Specialist Instruction Credential	2		
						Deaf and Hard-of-Hearing	1
						Moderate/Severe Disabilities	1
		1	2.4%	LIMITED ASSIGNMENT PERMIT			
				Special Education Limited Assignment Teaching Permit	1		
						Visual Impairments	1
		4	9.8%	SHORT-TERM STAFF PERMIT			
				Short-Term Staff Permit	4		
						Moderate/Severe Disabilities	4
		5	12.2%	PROVISIONAL INTERNSHIP PERMIT			
				Provisional Internship Permit	5		
						General Subjects	1
						Moderate/Severe Disabilities	4
		4	9.8%	CREDENTIAL WAIVERS			
				Education Specialist Instruction Credential	4		
						Early Childhood Special Education	3
						Moderate/Severe Disabilities	1
		25	61.0%	Fully Credentialed Teachers			
	IMPERIAL COUNTY OFFICE OF EDUCATION Total	41					
IMPERIAL	IMPERIAL UNIFIED SCHOOL DISTRICT	2	1.2%	UNIVERSITY INTERN CREDENTIALS			
				Education Specialist Instruction Credential	1		
						Mild/Moderate Disabilities	1
				Single Subject Teaching Credential	1		
						Social Science (Examination)	1
		1	0.6%	LIMITED ASSIGNMENT PERMIT			
				General Education Limited Assignment Single Subject	1		
						Foundational-Level General Science	1
		2	1.2%	SHORT-TERM STAFF PERMIT			
				Short-Term Staff Permit	2		
						Mild/Moderate Disabilities	2
		163	97.0%	Fully Credentialed Teachers			
	IMPERIAL UNIFIED SCHOOL DISTRICT Total	168					
IMPERIAL	MCCABE UNION ELEMENTARY SCHOOL DISTRICT	2	3.3%	UNIVERSITY INTERN CREDENTIALS			

TABLE 5C
Distribution of Intern Credentials, Permits, Credential Waivers by County, School District, Type, and by Subject Area
July 1, 2015 to June 30, 2016

County	Agency	Agency Total	Agency %	Credential Title	Credential Total	Subject Area	Subject Total
				Multiple Subject Teaching Credential	2		
						General Subjects (Examination)	2
		1	1.6%	LIMITED ASSIGNMENT PERMIT			
				General Education Limited Assignment Single Subject	1		
						Foundational-Level General Science	1
		2	3.3%	PROVISIONAL INTERNSHIP PERMIT			
				Provisional Internship Permit	2		
						English	1
						Mathematics	1
		56	91.8%	Fully Credentialed Teachers			
	MCCABE UNION ELEMENTARY SCHOOL DISTRICT	61					
IMPERIAL	MEADOWS UNION ELEMENTARY SCHOOL DISTRICT	1	4.8%	UNIVERSITY INTERN CREDENTIALS			
				Education Specialist Instruction Credential	1		
						Mild/Moderate Disabilities	1
		20	95.2%	Fully Credentialed Teachers			
	MEADOWS UNION ELEMENTARY SCHOOL DISTRICT	21					
IMPERIAL	SAN PASQUAL VALLEY UNIFIED SCHOOL DISTRICT	5	10.9%	LIMITED ASSIGNMENT PERMIT			
				General Education Limited Assignment Multiple Subject	2		
						General Subjects	2
				General Education Limited Assignment Single Subject	3		
						English	1
						Industrial and Technology Education	1
						Physical Education	1
		1	2.2%	SHORT-TERM STAFF PERMIT			
				Short-Term Staff Permit	1		
						Science: Chemistry	1
		1	2.2%	PROVISIONAL INTERNSHIP PERMIT			
				Provisional Internship Permit	1		
						Music	1
		39	84.8%	Fully Credentialed Teachers			
	SAN PASQUAL VALLEY UNIFIED SCHOOL DISTRICT	46					
IMPERIAL	SEELEY UNION ELEMENTARY SCHOOL DISTRICT	1	5.9%	PROVISIONAL INTERNSHIP PERMIT			
				Provisional Internship Permit	1		
						General Subjects	1
		16	94.1%	Fully Credentialed Teachers			

TABLE 5C
Distribution of Intern Credentials, Permits, Credential Waivers by County, School District, Type, and by Subject Area
July 1, 2015 to June 30, 2016

County	Agency	Agency Total	Agency %	Credential Title	Credential Total	Subject Area	Subject Total
	SEELEY UNION ELEMENTARY SCHOOL DISTRICT T	17					
IMPERIAL	WESTMORLAND UNION ELEMENTARY SCHOOL D	1	4.8%	SHORT-TERM STAFF PERMIT			
				Short-Term Staff Permit	1		
						Mild/Moderate Disabilities	1
		20	95.2%	Fully Credentialed Teachers			
	WESTMORLAND UNION ELEMENTARY SCHOOL D	21					
INYO	COLLEGE BRIDGE ACADEMY	1		UNIVERSITY INTERN CREDENTIALS			
				Single Subject Teaching Credential	1		
						Foundational-Level Mathematics (Examination)	1
		1		SHORT-TERM STAFF PERMIT			
				Short-Term Staff Permit	1		
						Science: Biological Sciences	1
		2		PROVISIONAL INTERNSHIP PERMIT			
				Provisional Internship Permit	2		
						English	1
						Mathematics	1
	COLLEGE BRIDGE ACADEMY Total	4					
INYO	DEATH VALLEY UNIFIED	1	20.0%	SHORT-TERM STAFF PERMIT			
				Short-Term Staff Permit	1		
						Mathematics	1
		4	80.0%	Fully Credentialed Teachers			
	DEATH VALLEY UNIFIED Total	5					
INYO	INYO COUNTY CAREER TECHNICAL EDUCATION	1		PROVISIONAL INTERNSHIP PERMIT			
				Provisional Internship Permit	1		
						Art	1
	INYO COUNTY CAREER TECHNICAL EDUCATION T	1					
INYO	OWENS VALLEY UNIFIED	1	12.5%	UNIVERSITY INTERN CREDENTIALS			
				Education Specialist Instruction Credential	1		
						Mild/Moderate Disabilities	1
		1	12.5%	PROVISIONAL INTERNSHIP PERMIT			
				Provisional Internship Permit	1		
						General Subjects	1
		1	12.5%	CREDENTIAL WAIVERS			
				Multiple Subject Teaching Credential	1		
						General Subjects	1

TABLE 5C
Distribution of Intern Credentials, Permits, Credential Waivers by County, School District, Type, and by Subject Area
July 1, 2015 to June 30, 2016

County	Agency	Agency Total	Agency %	Credential Title	Credential Total	Subject Area	Subject Total
		5	62.5%	Fully Credentialed Teachers			
	OWENS VALLEY UNIFIED Total	8					
KERN	ARVIN UNION ELEMENTARY SCHOOL DISTRICT	3	2.1%	UNIVERSITY INTERN CREDENTIALS			
				Multiple Subject Teaching Credential	2		
						General Subjects (Examination)	2
				Single Subject Teaching Credential	1		
						English	1
		1	0.7%	SHORT-TERM STAFF PERMIT			
				Short-Term Staff Permit	1		
						General Subjects (Examination)	1
		5	3.5%	PROVISIONAL INTERNSHIP PERMIT			
				Provisional Internship Permit	5		
						General Subjects	3
						Mild/Moderate Disabilities	2
		135	93.8%	Fully Credentialed Teachers			
	ARVIN UNION ELEMENTARY SCHOOL DISTRICT T	144					
KERN	BAKERSFIELD CITY ELEMENTARY SCHOOL DISTRI	55	3.6%	UNIVERSITY INTERN CREDENTIALS			
				Education Specialist Instruction Credential	11		
						Mild/Moderate Disabilities	3
						Moderate/Severe Disabilities	8
				Multiple Subject Teaching Credential	35		
						General Subjects	2
						General Subjects (Examination)	33
				Single Subject Teaching Credential	9		
						English	1
						English (Examination)	3
						Foundational-Level General Science (Examination)	1
						Music (Examination)	1
						Physical Education	1
						Physical Education (Examination)	1
						Science: Biological Sciences (Examination)	2
		2	0.1%	LIMITED ASSIGNMENT PERMIT			
				General Education Limited Assignment Multiple Subje	1		
						General Subjects	1
				Special Education Limited Assignment Teaching Permi	1		

TABLE 5C
Distribution of Intern Credentials, Permits, Credential Waivers by County, School District, Type, and by Subject Area
July 1, 2015 to June 30, 2016

County	Agency	Agency Total	Agency %	Credential Title	Credential Total	Subject Area	Subject Total
						Early Childhood Special Education	1
		25	1.6%	SHORT-TERM STAFF PERMIT			
				Short-Term Staff Permit	25		
						Early Childhood Special Education	3
						English	1
						Foundational-Level General Science (Examination)	1
						General Subjects	5
						General Subjects (Examination)	9
						Mathematics	1
						Mild/Moderate Disabilities	5
		57	3.7%	PROVISIONAL INTERNSHIP PERMIT			
				Provisional Internship Permit	57		
						Deaf and Hard-of-Hearing	1
						Foundational-Level General Science	1
						General Subjects	27
						Mathematics	1
						Mild/Moderate Disabilities	13
						Moderate/Severe Disabilities	8
						Music	2
						Physical Education	3
						Social Science	1
		3	0.2%	CREDENTIAL WAIVERS			
				Education Specialist Instruction Credential	3		
						Early Childhood Special Education	3
		1383	90.7%	Fully Credentialed Teachers			
	BAKERSFIELD CITY ELEMENTARY SCHOOL DISTRICT	1525					
KERN	BEARDSLEY ELEMENTARY	4	4.6%	UNIVERSITY INTERN CREDENTIALS			
				Education Specialist Instruction Credential	1		
						Mild/Moderate Disabilities	1
				Multiple Subject Teaching Credential	2		
						General Subjects (Examination)	2
				Single Subject Teaching Credential	1		
						Science: Physics (Examination)	1
		1	1.2%	LIMITED ASSIGNMENT PERMIT			
				General Education Limited Assignment Single Subject	1		

TABLE 5C
Distribution of Intern Credentials, Permits, Credential Waivers by County, School District, Type, and by Subject Area
July 1, 2015 to June 30, 2016

County	Agency	Agency Total	Agency %	Credential Title	Credential Total	Subject Area	Subject Total
						World Language: English Language Development	1
		1	1.2%	SHORT-TERM STAFF PERMIT			
				Short-Term Staff Permit	1		
						General Subjects	1
		81	93.1%	Fully Credentialed Teachers			
	BEARDSLEY ELEMENTARY Total	87					
KERN	BUTTONWILLOW UNION ELEMENTARY SCHOOL	1	5.0%	SHORT-TERM STAFF PERMIT			
				Short-Term Staff Permit	1		
						Moderate/Severe Disabilities	1
		19	95.0%	Fully Credentialed Teachers			
	BUTTONWILLOW UNION ELEMENTARY SCHOOL	20					
KERN	CALIENTE UNION ELEMENTARY	1	25.0%	UNIVERSITY INTERN CREDENTIALS			
				Multiple Subject Teaching Credential	1		
						General Subjects (Examination)	1
		3	75.0%	Fully Credentialed Teachers			
	CALIENTE UNION ELEMENTARY Total	4					
KERN	COMMUNITY LEARNING CENTER (CHARTER)	1		LIMITED ASSIGNMENT PERMIT			
				General Education Limited Assignment Single Subject	1		
						Mathematics	1
	COMMUNITY LEARNING CENTER (CHARTER) Total	1					
KERN	DELANO JOINT UNION HIGH SCHOOL DISTRICT	6	3.1%	UNIVERSITY INTERN CREDENTIALS			
				Single Subject Teaching Credential	6		
						English (Examination)	2
						Mathematics	1
						Music	1
						Social Science	1
						Social Science (Examination)	1
		3	1.6%	LIMITED ASSIGNMENT PERMIT			
				General Education Limited Assignment Single Subject	3		
						Art	1
						Physical Education	1
						Science: Physics	1
		7	3.7%	SHORT-TERM STAFF PERMIT			
				Short-Term Staff Permit	7		
						English	1

TABLE 5C
Distribution of Intern Credentials, Permits, Credential Waivers by County, School District, Type, and by Subject Area
July 1, 2015 to June 30, 2016

County	Agency	Agency Total	Agency %	Credential Title	Credential Total	Subject Area	Subject Total
						Mathematics	2
						Mild/Moderate Disabilities	2
						Science: Biological Sciences	1
						Science: Biological Sciences (Examination)	1
		14	7.3%	PROVISIONAL INTERNSHIP PERMIT			
				Provisional Internship Permit	14		
						Business	1
						English	4
						Foreign Language: Spanish	1
						Mathematics	2
						Mild/Moderate Disabilities	2
						Moderate/Severe Disabilities	1
						Physical Education	1
						Science: Physics	1
						Social Science	2
		5	2.6%	CREDENTIAL WAIVERS			
				Single Subject Teaching Credential	5		
						English	1
						Mathematics	1
						Physical Education	2
						Science: Biological Sciences	1
		156	81.7%	Fully Credentialed Teachers			
	DELANO JOINT UNION HIGH SCHOOL DISTRICT T	191					
KERN	DELANO UNION ELEMENTARY SCHOOL DISTRICT	4	1.1%	UNIVERSITY INTERN CREDENTIALS			
				Education Specialist Instruction Credential	1		
						Mild/Moderate Disabilities	1
				Multiple Subject Teaching Credential	2		
						General Subjects	1
						General Subjects (Examination)	1
				Single Subject Teaching Credential	1		
						English (Examination)	1
		1	0.3%	LIMITED ASSIGNMENT PERMIT			
				General Education Limited Assignment Single Subject	1		
						Mathematics	1
		3	0.9%	SHORT-TERM STAFF PERMIT			

TABLE 5C
Distribution of Intern Credentials, Permits, Credential Waivers by County, School District, Type, and by Subject Area
July 1, 2015 to June 30, 2016

County	Agency	Agency Total	Agency %	Credential Title	Credential Total	Subject Area	Subject Total
				Short-Term Staff Permit	3		
						General Subjects	1
						Science: Biological Sciences (Examination)	1
						Science: Geosciences (Examination)	1
		8	2.3%	PROVISIONAL INTERNSHIP PERMIT			
				Provisional Internship Permit	8		
						English	3
						General Subjects	3
						Music	1
						Science: Biological Sciences	1
		335	95.4%	Fully Credentialed Teachers			
	DELANO UNION ELEMENTARY SCHOOL DISTRICT	351					
KERN	DI GIORGIO ELEMENTARY SCHOOL DISTRICT	1	9.1%	UNIVERSITY INTERN CREDENTIALS			
				Multiple Subject Teaching Credential	1		
						General Subjects (Examination)	1
		1	9.1%	SHORT-TERM STAFF PERMIT			
				Short-Term Staff Permit	1		
						General Subjects (Examination)	1
		9	81.8%	Fully Credentialed Teachers			
	DI GIORGIO ELEMENTARY SCHOOL DISTRICT Tot:	11					
KERN	EDISON ELEMENTARY SCHOOL DISTRICT	4	7.6%	UNIVERSITY INTERN CREDENTIALS			
				Education Specialist Instruction Credential	2		
						Mild/Moderate Disabilities	2
				Multiple Subject Teaching Credential	2		
						General Subjects (Examination)	2
		1	1.9%	LIMITED ASSIGNMENT PERMIT			
				General Education Limited Assignment Single Subject	1		
						World Language: English Language Developmen	1
		1	1.9%	SHORT-TERM STAFF PERMIT			
				Short-Term Staff Permit	1		
						Mild/Moderate Disabilities	1
		1	1.9%	CREDENTIAL WAIVERS			
				Education Specialist Instruction Credential	1		
						Early Childhood Special Education	1
		46	86.8%	Fully Credentialed Teachers			

TABLE 5C
Distribution of Intern Credentials, Permits, Credential Waivers by County, School District, Type, and by Subject Area
July 1, 2015 to June 30, 2016

County	Agency	Agency Total	Agency %	Credential Title	Credential Total	Subject Area	Subject Total
	EDISON ELEMENTARY SCHOOL DISTRICT Total	53					
KERN	EL TEJON UNIFIED SCHOOL DISTRICT	1	2.9%	UNIVERSITY INTERN CREDENTIALS			
				Education Specialist Instruction Credential	1		
						Mild/Moderate Disabilities	1
		1	2.9%	SHORT-TERM STAFF PERMIT			
				Short-Term Staff Permit	1		
						Science: Biological Sciences (Examination)	1
		1	2.9%	PROVISIONAL INTERNSHIP PERMIT			
				Provisional Internship Permit	1		
						Mild/Moderate Disabilities	1
		31	91.2%	Fully Credentialed Teachers			
	EL TEJON UNIFIED SCHOOL DISTRICT Total	34					
KERN	ELK HILLS ELEMENTARY SCHOOL DISTRICT	1	11.1%	UNIVERSITY INTERN CREDENTIALS			
				Multiple Subject Teaching Credential	1		
						General Subjects (Examination)	1
		1	11.1%	SHORT-TERM STAFF PERMIT			
				Short-Term Staff Permit	1		
						General Subjects	1
		7	77.8%	Fully Credentialed Teachers			
	ELK HILLS ELEMENTARY SCHOOL DISTRICT Total	9					
KERN	FAIRFAX ELEMENTARY SCHOOL DISTRICT	3	2.4%	UNIVERSITY INTERN CREDENTIALS			
				Education Specialist Instruction Credential	1		
						Mild/Moderate Disabilities	1
				Multiple Subject Teaching Credential	1		
						General Subjects (Examination)	1
				Single Subject Teaching Credential	1		
						Foundational-Level General Science (Examination)	1
		1	0.8%	LIMITED ASSIGNMENT PERMIT			
				General Education Limited Assignment Multiple Subje	1		
						General Subjects	1
		3	2.4%	SHORT-TERM STAFF PERMIT			
				Short-Term Staff Permit	3		
						General Subjects	1
						General Subjects (Examination)	1
						Mild/Moderate Disabilities	1

TABLE 5C
Distribution of Intern Credentials, Permits, Credential Waivers by County, School District, Type, and by Subject Area
July 1, 2015 to June 30, 2016

County	Agency	Agency Total	Agency %	Credential Title	Credential Total	Subject Area	Subject Total
		4	3.2%	PROVISIONAL INTERNSHIP PERMIT			
				Provisional Internship Permit	4		
						General Subjects	2
						Music	2
		114	91.2%	Fully Credentialed Teachers			
	FAIRFAX ELEMENTARY SCHOOL DISTRICT Total	125					
KERN	FRUITVALE ELEMENTARY SCHOOL DISTRICT	1	0.7%	UNIVERSITY INTERN CREDENTIALS			
				Education Specialist Instruction Credential	1		
						Moderate/Severe Disabilities	1
		2	1.4%	LIMITED ASSIGNMENT PERMIT			
				General Education Limited Assignment Single Subject	1		
						Agriculture	1
				Special Education Limited Assignment Teaching Permi	1		
						Early Childhood Special Education	1
		1	0.7%	SHORT-TERM STAFF PERMIT			
				Short-Term Staff Permit	1		
						General Subjects	1
		2	1.4%	PROVISIONAL INTERNSHIP PERMIT			
				Provisional Internship Permit	2		
						Moderate/Severe Disabilities	2
		136	95.8%	Fully Credentialed Teachers			
	FRUITVALE ELEMENTARY SCHOOL DISTRICT Total	142					
KERN	GENERAL SHAFTER ELEMENTARY SCHOOL DISTR	2	22.2%	UNIVERSITY INTERN CREDENTIALS			
				Education Specialist Instruction Credential	1		
						Mild/Moderate Disabilities	1
				Multiple Subject Teaching Credential	1		
						General Subjects (Examination)	1
		1	11.1%	PROVISIONAL INTERNSHIP PERMIT			
				Provisional Internship Permit	1		
						General Subjects	1
		6	66.7%	Fully Credentialed Teachers			
	GENERAL SHAFTER ELEMENTARY SCHOOL DISTR	9					
KERN	GREENFIELD UNION SCHOOL DISTRICT	3	0.7%	UNIVERSITY INTERN CREDENTIALS			
				Education Specialist Instruction Credential	2		
						Mild/Moderate Disabilities	2

TABLE 5C
Distribution of Intern Credentials, Permits, Credential Waivers by County, School District, Type, and by Subject Area
July 1, 2015 to June 30, 2016

County	Agency	Agency Total	Agency %	Credential Title	Credential Total	Subject Area	Subject Total
				Multiple Subject Teaching Credential	1		
						General Subjects (Examination)	1
		3	0.7%	LIMITED ASSIGNMENT PERMIT			
				General Education Limited Assignment Single Subject	3		
						English (Examination)	1
						Mathematics	1
						Physical Education	1
		1	0.2%	SHORT-TERM STAFF PERMIT			
				Short-Term Staff Permit	1		
						General Subjects	1
		5	1.2%	PROVISIONAL INTERNSHIP PERMIT			
				Provisional Internship Permit	5		
						General Subjects	3
						Mild/Moderate Disabilities	2
						Moderate/Severe Disabilities	1
		1	0.2%	CREDENTIAL WAIVERS			
				Single Subject Teaching Credential	1		
						Mathematics	1
		405	96.9%	Fully Credentialed Teachers			
	GREENFIELD UNION SCHOOL DISTRICT Total	418					
KERN	GRIMMWAY ACADEMY CHARTER SCHOOL	3		UNIVERSITY INTERN CREDENTIALS			
				Education Specialist Instruction Credential	1		
						Mild/Moderate Disabilities	1
				Multiple Subject Teaching Credential	2		
						General Subjects (Examination)	2
		1		LIMITED ASSIGNMENT PERMIT			
				Special Education Limited Assignment Teaching Permi	1		
						Moderate/Severe Disabilities	1
		1		PROVISIONAL INTERNSHIP PERMIT			
				Provisional Internship Permit	1		
						General Subjects	1
		3		CREDENTIAL WAIVERS			
				Education Specialist Instruction Credential	1		
						Moderate/Severe Disabilities	1
				Multiple Subject Teaching Credential	1		

TABLE 5C
Distribution of Intern Credentials, Permits, Credential Waivers by County, School District, Type, and by Subject Area
July 1, 2015 to June 30, 2016

County	Agency	Agency Total	Agency %	Credential Title	Credential Total	Subject Area	Subject Total
						General Subjects	1
				Single Subject Teaching Credential	1		
						Mathematics	1
	GRIMMWAY ACADEMY CHARTER SCHOOL Total	8					
KERN	KERN COUNTY OFFICE OF EDUCATION	18	5.8%	UNIVERSITY INTERN CREDENTIALS			
				Education Specialist Instruction Credential	13		
						Deaf and Hard-of-Hearing	1
						Mild/Moderate Disabilities	5
						Moderate/Severe Disabilities	7
				Multiple Subject Teaching Credential	1		
						General Subjects (Examination)	1
				Single Subject Teaching Credential	4		
						Mathematics	3
						Social Science (Examination)	1
		5	1.6%	LIMITED ASSIGNMENT PERMIT			
				Special Education Limited Assignment Teaching Permi	5		
						Moderate/Severe Disabilities	1
						Physical and Health Impairments	3
						Visual Impairments	1
		13	4.2%	SHORT-TERM STAFF PERMIT			
				Short-Term Staff Permit	13		
						Early Childhood Special Education	3
						General Subjects	1
						Mild/Moderate Disabilities	3
						Moderate/Severe Disabilities	11
		7	2.3%	PROVISIONAL INTERNSHIP PERMIT			
				Provisional Internship Permit	7		
						Deaf and Hard-of-Hearing	1
						Early Childhood Special Education	2
						Mild/Moderate Disabilities	1
						Moderate/Severe Disabilities	4
						Social Science	1
		7	2.3%	CREDENTIAL WAIVERS			
				Education Specialist Instruction Credential	6		
						Deaf and Hard-of-Hearing	1

TABLE 5C
Distribution of Intern Credentials, Permits, Credential Waivers by County, School District, Type, and by Subject Area
July 1, 2015 to June 30, 2016

County	Agency	Agency Total	Agency %	Credential Title	Credential Total	Subject Area	Subject Total
						Early Childhood Special Education	4
				Single Subject Teaching Credential	1		
						Foreign Language: Spanish	1
		259	83.8%	Fully Credentialed Teachers			
	KERN COUNTY OFFICE OF EDUCATION Total	309					
KERN	KERN UNION HIGH SCHOOL DISTRICT	19	1.3%	UNIVERSITY INTERN CREDENTIALS			
				Education Specialist Instruction Credential	6		
						Deaf and Hard-of-Hearing	1
						Mild/Moderate Disabilities	3
						Moderate/Severe Disabilities	2
				Single Subject Teaching Credential	13		
						Art (Examination)	1
						English	3
						English (Examination)	1
						Foundational-Level Mathematics (Examination)	1
						Mathematics	2
						Science: Biological Sciences (Examination)	2
						Science: Chemistry (Examination)	1
						Science: Geosciences (Examination)	1
						Social Science (Examination)	2
		13	0.9%	LIMITED ASSIGNMENT PERMIT			
				General Education Limited Assignment Single Subject	11		
						Agriculture	1
						English	2
						Health Science	1
						Mathematics	1
						Science: Biological Sciences	1
						Science: Geosciences	1
						Science: Physics	2
						World Language: English Language Development	2
				Special Education Limited Assignment Teaching Permit	2		
						Moderate/Severe Disabilities	1
						Physical and Health Impairments	1
		34	2.2%	SHORT-TERM STAFF PERMIT			
				Short-Term Staff Permit	34		

TABLE 5C
Distribution of Intern Credentials, Permits, Credential Waivers by County, School District, Type, and by Subject Area
July 1, 2015 to June 30, 2016

County	Agency	Agency Total	Agency %	Credential Title	Credential Total	Subject Area	Subject Total
						Art	1
						Business	3
						Deaf and Hard-of-Hearing	1
						English	3
						English (Examination)	1
						Foreign Language: French	1
						Foreign Language: Spanish	1
						Mathematics	2
						Mild/Moderate Disabilities	9
						Moderate/Severe Disabilities	3
						Physical Education	2
						Science: Biological Sciences (Examination)	1
						Science: Chemistry	1
						Science: Chemistry (Examination)	1
						Science: Geosciences	1
						Science: Geosciences (Examination)	1
						Social Science	2
						Social Science (Examination)	1
		6	0.4%	PROVISIONAL INTERNSHIP PERMIT			
				Provisional Internship Permit	6		
						Foreign Language: French	1
						Mild/Moderate Disabilities	1
						Science: Biological Sciences	1
						Science: Chemistry	1
						Science: Geosciences	1
						Social Science	1
		1450	95.3%	Fully Credentialed Teachers			
	KERN UNION HIGH SCHOOL DISTRICT Total	1522					
KERN	KERNVILLE UNION ELEMENTARY SCHOOL DISTRI	2	4.8%	UNIVERSITY INTERN CREDENTIALS			
				Multiple Subject Teaching Credential	2		
						General Subjects (Examination)	2
		3	7.1%	SHORT-TERM STAFF PERMIT			
				Short-Term Staff Permit	3		
						Early Childhood Special Education	1
						General Subjects	2

TABLE 5C
Distribution of Intern Credentials, Permits, Credential Waivers by County, School District, Type, and by Subject Area
July 1, 2015 to June 30, 2016

County	Agency	Agency Total	Agency %	Credential Title	Credential Total	Subject Area	Subject Total
						Moderate/Severe Disabilities	1
		3	7.1%	PROVISIONAL INTERNSHIP PERMIT			
				Provisional Internship Permit	3		
						General Subjects	3
		34	81.0%	Fully Credentialed Teachers			
	KERNVILLE UNION ELEMENTARY SCHOOL DISTRICT	42					
KERN	LAKESIDE UNION ELEMENTARY SCHOOL DISTRICT	2	3.2%	UNIVERSITY INTERN CREDENTIALS			
				Education Specialist Instruction Credential	1		
						Mild/Moderate Disabilities	1
				Multiple Subject Teaching Credential	1		
						General Subjects (Examination)	1
		1	1.6%	SHORT-TERM STAFF PERMIT			
				Short-Term Staff Permit	1		
						Mild/Moderate Disabilities	1
		60	95.2%	Fully Credentialed Teachers			
	LAKESIDE UNION ELEMENTARY SCHOOL DISTRICT	63					
KERN	LAMONT ELEMENTARY SCHOOL DISTRICT	2	1.5%	UNIVERSITY INTERN CREDENTIALS			
				Multiple Subject Teaching Credential	1		
						General Subjects (Examination)	1
				Single Subject Teaching Credential	1		
						Physical Education (Examination)	1
		4	2.9%	SHORT-TERM STAFF PERMIT			
				Short-Term Staff Permit	4		
						Mild/Moderate Disabilities	2
						Music	1
						Physical Education (Examination)	1
		4	2.9%	PROVISIONAL INTERNSHIP PERMIT			
				Provisional Internship Permit	4		
						English	1
						General Subjects	1
						Mild/Moderate Disabilities	1
						Music	1
		126	92.7%	Fully Credentialed Teachers			
	LAMONT ELEMENTARY SCHOOL DISTRICT Total	136					
KERN	LOST HILLS UNION ELEMENTARY SCHOOL DISTRICT	1	3.5%	UNIVERSITY INTERN CREDENTIALS			

TABLE 5C
Distribution of Intern Credentials, Permits, Credential Waivers by County, School District, Type, and by Subject Area
July 1, 2015 to June 30, 2016

County	Agency	Agency Total	Agency %	Credential Title	Credential Total	Subject Area	Subject Total
				Multiple Subject Teaching Credential	1		
						General Subjects (Examination)	1
		2	6.9%	PROVISIONAL INTERNSHIP PERMIT			
				Provisional Internship Permit	2		
						General Subjects	2
		1	3.5%	CREDENTIAL WAIVERS			
				Single Subject Teaching Credential	1		
						English	1
		25	86.2%	Fully Credentialed Teachers			
	LOST HILLS UNION ELEMENTARY SCHOOL DISTRICT	29					
KERN	MARICOPA UNIFIED SCHOOL DISTRICT	1	0.9%	LIMITED ASSIGNMENT PERMIT			
				General Education Limited Assignment Single Subject	1		
						Science: Biological Sciences	1
						Science: Chemistry	1
						Science: Geosciences	1
						Science: Physics	1
		2	1.8%	SHORT-TERM STAFF PERMIT			
				Short-Term Staff Permit	2		
						English	1
						General Subjects (Examination)	1
		1	0.9%	PROVISIONAL INTERNSHIP PERMIT			
				Provisional Internship Permit	1		
						Mild/Moderate Disabilities	1
		108	96.4%	Fully Credentialed Teachers			
	MARICOPA UNIFIED SCHOOL DISTRICT Total	112					
KERN	MCFARLAND UNIFIED SCHOOL DISTRICT	3	1.9%	UNIVERSITY INTERN CREDENTIALS			
				Education Specialist Instruction Credential	1		
						Mild/Moderate Disabilities	1
				Multiple Subject Teaching Credential	2		
						General Subjects (Examination)	2
		4	2.6%	LIMITED ASSIGNMENT PERMIT			
				General Education Limited Assignment Single Subject	4		
						English	1
						Health Science	1
						Industrial and Technology Education	1

TABLE 5C
Distribution of Intern Credentials, Permits, Credential Waivers by County, School District, Type, and by Subject Area
July 1, 2015 to June 30, 2016

County	Agency	Agency Total	Agency %	Credential Title	Credential Total	Subject Area	Subject Total
						Physical Education	1
		3	1.9%	SHORT-TERM STAFF PERMIT			
				Short-Term Staff Permit	3		
						English (Examination)	1
						Moderate/Severe Disabilities	2
		8	5.2%	PROVISIONAL INTERNSHIP PERMIT			
				Provisional Internship Permit	8		
						General Subjects	8
		137	88.4%	Fully Credentialed Teachers			
	MCFARLAND UNIFIED SCHOOL DISTRICT Total	155					
KERN	MOJAVE UNIFIED SCHOOL DISTRICT	5	3.9%	UNIVERSITY INTERN CREDENTIALS			
				Education Specialist Instruction Credential	2		
						Mild/Moderate Disabilities	1
						Moderate/Severe Disabilities	1
				Multiple Subject Teaching Credential	2		
						General Subjects (Examination)	2
				Single Subject Teaching Credential	1		
						Science: Biological Sciences (Examination)	1
		1	0.8%	LIMITED ASSIGNMENT PERMIT			
				General Education Limited Assignment Single Subject	1		
						Art	1
		1	0.8%	PROVISIONAL INTERNSHIP PERMIT			
				Provisional Internship Permit	1		
						Mild/Moderate Disabilities	1
		2	1.6%	CREDENTIAL WAIVERS			
				Single Subject Teaching Credential	2		
						English	1
						Mathematics	1
		120	93.0%	Fully Credentialed Teachers			
	MOJAVE UNIFIED SCHOOL DISTRICT Total	129					
KERN	MUROC JOINT UNIFIED SCHOOL DISTRICT	1	1.0%	UNIVERSITY INTERN CREDENTIALS			
				Education Specialist Instruction Credential	1		
						Mild/Moderate Disabilities	1
		2	2.1%	LIMITED ASSIGNMENT PERMIT			
				General Education Limited Assignment Single Subject	1		

TABLE 5C
Distribution of Intern Credentials, Permits, Credential Waivers by County, School District, Type, and by Subject Area
July 1, 2015 to June 30, 2016

County	Agency	Agency Total	Agency %	Credential Title	Credential Total	Subject Area	Subject Total
						Foreign Language: Spanish	1
				Special Education Limited Assignment Teaching Permi	1		
						Mild/Moderate Disabilities	1
		1	1.0%	SHORT-TERM STAFF PERMIT			
				Short-Term Staff Permit	1		
						Science: Biological Sciences	1
		92	95.8%	Fully Credentialed Teachers			
	MUROC JOINT UNIFIED SCHOOL DISTRICT Total	96					
KERN	NORRIS ELEMENTARY SCHOOL DISTRICT	2	1.1%	UNIVERSITY INTERN CREDENTIALS			
				Multiple Subject Teaching Credential	1		
						General Subjects	1
				Single Subject Teaching Credential	1		
						Science: Biological Sciences (Examination)	1
		2	1.1%	LIMITED ASSIGNMENT PERMIT			
				General Education Limited Assignment Single Subject	1		
						Science: Geosciences	1
				Special Education Limited Assignment Teaching Permi	1		
						Moderate/Severe Disabilities	1
		3	1.7%	SHORT-TERM STAFF PERMIT			
				Short-Term Staff Permit	3		
						Foundational-Level General Science (Examinatio	1
						General Subjects (Examination)	1
						Mild/Moderate Disabilities	1
		1	0.6%	PROVISIONAL INTERNSHIP PERMIT			
				Provisional Internship Permit	1		
						General Subjects	1
		169	95.5%	Fully Credentialed Teachers			
	NORRIS ELEMENTARY SCHOOL DISTRICT Total	177					
KERN	PANAMA-BUENA VISTA UNION SCHOOL DISTRIC	4	0.6%	UNIVERSITY INTERN CREDENTIALS			
				Education Specialist Instruction Credential	3		
						Mild/Moderate Disabilities	3
				Single Subject Teaching Credential	1		
						Foundational-Level General Science (Examinatio	1
		5	0.7%	PROVISIONAL INTERNSHIP PERMIT			
				Provisional Internship Permit	5		

TABLE 5C
Distribution of Intern Credentials, Permits, Credential Waivers by County, School District, Type, and by Subject Area
July 1, 2015 to June 30, 2016

County	Agency	Agency Total	Agency %	Credential Title	Credential Total	Subject Area	Subject Total
						Mild/Moderate Disabilities	3
						Music	1
						Physical Education	1
		675	98.7%	Fully Credentialed Teachers			
	PANAMA-BUENA VISTA UNION SCHOOL DISTRICT	684					
KERN	RICHLAND SCHOOL DISTRICT	4	2.3%	UNIVERSITY INTERN CREDENTIALS			
				Education Specialist Instruction Credential	1		
						Mild/Moderate Disabilities	1
				Multiple Subject Teaching Credential	3		
						General Subjects (Examination)	3
		2	1.2%	LIMITED ASSIGNMENT PERMIT			
				General Education Limited Assignment Single Subject	1		
						Mathematics	1
				Special Education Limited Assignment Teaching Permit	1		
						Mild/Moderate Disabilities	1
		166	96.5%	Fully Credentialed Teachers			
	RICHLAND SCHOOL DISTRICT Total	172					
KERN	RIDGECREST CHARTER SCHOOL	1		UNIVERSITY INTERN CREDENTIALS			
				Multiple Subject Teaching Credential	1		
						General Subjects (Examination)	1
		2		SHORT-TERM STAFF PERMIT			
				Short-Term Staff Permit	2		
						General Subjects	1
						General Subjects (Examination)	1
		3		PROVISIONAL INTERNSHIP PERMIT			
				Provisional Internship Permit	3		
						General Subjects	2
						Mild/Moderate Disabilities	1
	RIDGECREST CHARTER SCHOOL Total	6					
KERN	RIO BRAVO-GREELEY UNION ELEMENTARY SCHOOL DISTRICT	1	2.2%	UNIVERSITY INTERN CREDENTIALS			
				Multiple Subject Teaching Credential	1		
						General Subjects	1
		44	97.8%	Fully Credentialed Teachers			
	RIO BRAVO-GREELEY UNION ELEMENTARY SCHOOL DISTRICT	45					
KERN	ROSEDALE UNION ELEMENTARY SCHOOL DISTRICT	6	2.3%	UNIVERSITY INTERN CREDENTIALS			

TABLE 5C
Distribution of Intern Credentials, Permits, Credential Waivers by County, School District, Type, and by Subject Area
July 1, 2015 to June 30, 2016

County	Agency	Agency Total	Agency %	Credential Title	Credential Total	Subject Area	Subject Total
				Education Specialist Instruction Credential	4		
						Mild/Moderate Disabilities	4
				Multiple Subject Teaching Credential	1		
						General Subjects (Examination)	1
				Single Subject Teaching Credential	1		
						English	1
		4	1.5%	SHORT-TERM STAFF PERMIT			
				Short-Term Staff Permit	4		
						General Subjects	3
						Mild/Moderate Disabilities	1
						Moderate/Severe Disabilities	1
		2	0.8%	PROVISIONAL INTERNSHIP PERMIT			
				Provisional Internship Permit	2		
						Mild/Moderate Disabilities	1
						Physical Education	1
		255	95.5%	Fully Credentialed Teachers			
	ROSEDALE UNION ELEMENTARY SCHOOL DISTRICT	267					
KERN	SEMITROPIC ELEMENTARY	1	10.0%	SHORT-TERM STAFF PERMIT			
				Short-Term Staff Permit	1		
						General Subjects (Examination)	1
		1	10.0%	PROVISIONAL INTERNSHIP PERMIT			
				Provisional Internship Permit	1		
						General Subjects	1
		8	80.0%	Fully Credentialed Teachers			
	SEMITROPIC ELEMENTARY Total	10					
KERN	SIERRA SANDS UNIFIED SCHOOL DISTRICT	4	1.8%	UNIVERSITY INTERN CREDENTIALS			
				Education Specialist Instruction Credential	4		
						Mild/Moderate Disabilities	4
		4	1.8%	SHORT-TERM STAFF PERMIT			
				Short-Term Staff Permit	4		
						Mathematics	1
						Mild/Moderate Disabilities	2
						Moderate/Severe Disabilities	1
		4	1.8%	PROVISIONAL INTERNSHIP PERMIT			
				Provisional Internship Permit	4		

TABLE 5C
Distribution of Intern Credentials, Permits, Credential Waivers by County, School District, Type, and by Subject Area
July 1, 2015 to June 30, 2016

County	Agency	Agency Total	Agency %	Credential Title	Credential Total	Subject Area	Subject Total
						General Subjects	2
						Mathematics	1
						Moderate/Severe Disabilities	1
		8	3.5%	CREDENTIAL WAIVERS			
				Education Specialist Instruction Credential	4		
						Early Childhood Special Education	1
						Mild/Moderate Disabilities	3
				Multiple Subject Teaching Credential	1		
						General Subjects	1
				Single Subject Teaching Credential	3		
						Science: Biological Sciences	1
						Science: Chemistry	1
						Science: Physics	1
		209	91.3%	Fully Credentialed Teachers			
	SIERRA SANDS UNIFIED SCHOOL DISTRICT Total	229					
KERN	SOUTH FORK UNION	1	9.1%	UNIVERSITY INTERN CREDENTIALS			
				Education Specialist Instruction Credential	1		
						Moderate/Severe Disabilities	1
		1	9.1%	SHORT-TERM STAFF PERMIT			
				Short-Term Staff Permit	1		
						Mild/Moderate Disabilities	1
						Moderate/Severe Disabilities	1
		1	9.1%	PROVISIONAL INTERNSHIP PERMIT			
				Provisional Internship Permit	1		
						General Subjects	1
		8	72.7%	Fully Credentialed Teachers			
	SOUTH FORK UNION Total	11					
KERN	SOUTHERN KERN UNIFIED SCHOOL DISTRICT	4	2.6%	UNIVERSITY INTERN CREDENTIALS			
				Education Specialist Instruction Credential	4		
						Mild/Moderate Disabilities	4
		1	0.7%	DISTRICT INTERNSHIP CERTIFICATES			
				District Intern Credential / Ed. Specialist	1		
						Mild/Moderate Disabilities	1
		8	5.3%	SHORT-TERM STAFF PERMIT			
				Short-Term Staff Permit	8		

TABLE 5C
Distribution of Intern Credentials, Permits, Credential Waivers by County, School District, Type, and by Subject Area
July 1, 2015 to June 30, 2016

County	Agency	Agency Total	Agency %	Credential Title	Credential Total	Subject Area	Subject Total
						Mild/Moderate Disabilities	6
						Moderate/Severe Disabilities	6
						Music (Examination)	1
						Physical and Health Impairments	1
						Science: Biological Sciences (Examination)	1
		10	6.6%	PROVISIONAL INTERNSHIP PERMIT			
				Provisional Internship Permit	10		
						Art	1
						General Subjects	1
						Mild/Moderate Disabilities	4
						Moderate/Severe Disabilities	5
						Music	1
						Physical Education	1
						Science: Biological Sciences	1
		1	0.7%	CREDENTIAL WAIVERS			
				Single Subject Teaching Credential	1		
						Health Science	1
		128	84.2%	Fully Credentialed Teachers			
	SOUTHERN KERN UNIFIED SCHOOL DISTRICT Tot	152					
KERN	STANDARD ELEMENTARY SCHOOL DISTRICT	3	2.1%	UNIVERSITY INTERN CREDENTIALS			
				Multiple Subject Teaching Credential	2		
						General Subjects (Examination)	2
				Single Subject Teaching Credential	1		
						Industrial and Technology Education (Examination)	1
		2	1.4%	LIMITED ASSIGNMENT PERMIT			
				General Education Limited Assignment Single Subject	2		
						Physical Education	1
						World Language: English Language Development	1
		2	1.4%	SHORT-TERM STAFF PERMIT			
				Short-Term Staff Permit	2		
						Early Childhood Special Education	1
						Mild/Moderate Disabilities	1
		1	0.7%	PROVISIONAL INTERNSHIP PERMIT			
				Provisional Internship Permit	1		
						General Subjects	1

TABLE 5C
Distribution of Intern Credentials, Permits, Credential Waivers by County, School District, Type, and by Subject Area
July 1, 2015 to June 30, 2016

County	Agency	Agency Total	Agency %	Credential Title	Credential Total	Subject Area	Subject Total
		1	0.7%	CREDENTIAL WAIVERS			
				Education Specialist Instruction Credential	1		
						Mild/Moderate Disabilities	1
		131	93.6%	Fully Credentialed Teachers			
	STANDARD ELEMENTARY SCHOOL DISTRICT Total	140					
KERN	TAFT CITY ELEMENTARY SCHOOL DISTRICT	8	7.8%	UNIVERSITY INTERN CREDENTIALS			
				Education Specialist Instruction Credential	1		
						Mild/Moderate Disabilities	1
				Multiple Subject Teaching Credential	5		
						General Subjects (Examination)	5
				Single Subject Teaching Credential	2		
						English	1
						Foundational-Level Mathematics (Examination)	1
		4	3.9%	SHORT-TERM STAFF PERMIT			
				Short-Term Staff Permit	4		
						General Subjects	1
						General Subjects (Examination)	3
		5	4.9%	PROVISIONAL INTERNSHIP PERMIT			
				Provisional Internship Permit	5		
						General Subjects	3
						Mild/Moderate Disabilities	2
		1	1.0%	CREDENTIAL WAIVERS			
				Single Subject Teaching Credential	1		
						Mathematics	1
		85	82.5%	Fully Credentialed Teachers			
	TAFT CITY ELEMENTARY SCHOOL DISTRICT Total	103					
KERN	TAFT UNION HIGH SCHOOL DISTRICT	2	2.9%	SHORT-TERM STAFF PERMIT			
				Short-Term Staff Permit	2		
						Business	1
						English (Examination)	1
		68	97.1%	Fully Credentialed Teachers			
	TAFT UNION HIGH SCHOOL DISTRICT Total	70					
KERN	TEHACHAPI UNIFIED SCHOOL DISTRICT	7	3.6%	UNIVERSITY INTERN CREDENTIALS			
				Education Specialist Instruction Credential	4		
						Mild/Moderate Disabilities	4

TABLE 5C
Distribution of Intern Credentials, Permits, Credential Waivers by County, School District, Type, and by Subject Area
July 1, 2015 to June 30, 2016

County	Agency	Agency Total	Agency %	Credential Title	Credential Total	Subject Area	Subject Total
				Multiple Subject Teaching Credential	2		
						General Subjects (Examination)	2
				Single Subject Teaching Credential	1		
						English (Examination)	1
		2	1.0%	LIMITED ASSIGNMENT PERMIT			
				Special Education Limited Assignment Teaching Permi	2		
						Moderate/Severe Disabilities	2
		4	2.1%	SHORT-TERM STAFF PERMIT			
				Short-Term Staff Permit	4		
						Mild/Moderate Disabilities	4
						Moderate/Severe Disabilities	2
		1	0.5%	CREDENTIAL WAIVERS			
				Single Subject Teaching Credential	1		
						Foreign Language: French (Examination)	1
		179	92.8%	Fully Credentialed Teachers			
	TEHACHAPI UNIFIED SCHOOL DISTRICT Total	193					
KERN	VINELAND SCHOOL DISTRICT	1	2.8%	SHORT-TERM STAFF PERMIT			
				Short-Term Staff Permit	1		
						General Subjects (Examination)	1
		4	11.1%	PROVISIONAL INTERNSHIP PERMIT			
				Provisional Internship Permit	4		
						General Subjects	4
		31	86.1%	Fully Credentialed Teachers			
	VINELAND SCHOOL DISTRICT Total	36					
KERN	WASCO UNION ELEMENTARY SCHOOL DISTRICT	6	4.0%	UNIVERSITY INTERN CREDENTIALS			
				Education Specialist Instruction Credential	2		
						Mild/Moderate Disabilities	1
						Moderate/Severe Disabilities	1
				Multiple Subject Teaching Credential	3		
						General Subjects (Examination)	3
				Single Subject Teaching Credential	1		
						English (Examination)	1
		1	0.7%	LIMITED ASSIGNMENT PERMIT			
				Special Education Limited Assignment Teaching Permi	1		
						Mild/Moderate Disabilities	1

TABLE 5C
Distribution of Intern Credentials, Permits, Credential Waivers by County, School District, Type, and by Subject Area
July 1, 2015 to June 30, 2016

County	Agency	Agency Total	Agency %	Credential Title	Credential Total	Subject Area	Subject Total
		1	0.7%	SHORT-TERM STAFF PERMIT			
				Short-Term Staff Permit	1		
						Foundational-Level General Science (Examination)	1
		8	5.3%	PROVISIONAL INTERNSHIP PERMIT			
				Provisional Internship Permit	8		
						English	1
						General Subjects	6
						Mathematics	1
		135	89.4%	Fully Credentialed Teachers			
	WASCO UNION ELEMENTARY SCHOOL DISTRICT	151					
KERN	WASCO UNION HIGH SCHOOL DISTRICT	1	1.2%	PROVISIONAL INTERNSHIP PERMIT			
				Provisional Internship Permit	1		
						Science: Biological Sciences	1
		1	1.2%	CREDENTIAL WAIVERS			
				Single Subject Teaching Credential	1		
						Agriculture	1
		82	97.6%	Fully Credentialed Teachers			
	WASCO UNION HIGH SCHOOL DISTRICT Total	84					
KERN	WONDERFUL COLLEGE PREP ACADEMY	1		LIMITED ASSIGNMENT PERMIT			
				General Education Limited Assignment Single Subject	1		
						Mathematics	1
		3		SHORT-TERM STAFF PERMIT			
				Short-Term Staff Permit	3		
						English	1
						English (Examination)	1
						Social Science (Examination)	1
		5		PROVISIONAL INTERNSHIP PERMIT			
				Provisional Internship Permit	5		
						English	2
						General Subjects	1
						Mathematics	2
	WONDERFUL COLLEGE PREP ACADEMY Total	9					
KINGS	ARMONA UNION ELEMENTARY SCHOOL DISTRICT	1	1.2%	UNIVERSITY INTERN CREDENTIALS			
				Multiple Subject Teaching Credential	1		
						General Subjects (Examination)	1

TABLE 5C
Distribution of Intern Credentials, Permits, Credential Waivers by County, School District, Type, and by Subject Area
July 1, 2015 to June 30, 2016

County	Agency	Agency Total	Agency %	Credential Title	Credential Total	Subject Area	Subject Total
		2	2.4%	DISTRICT INTERNSHIP CERTIFICATES			
				District Intern Credential / Multiple Subject	2		
						General Subjects (Examination)	2
		2	2.4%	PROVISIONAL INTERNSHIP PERMIT			
				Provisional Internship Permit	2		
						General Subjects	2
		79	94.1%	Fully Credentialed Teachers			
	ARMONA UNION ELEMENTARY SCHOOL DISTRICT	84					
KINGS	CENTRAL UNION ELEMENTARY SCHOOL DISTRICT	1	1.1%	LIMITED ASSIGNMENT PERMIT			
				Special Education Limited Assignment Teaching Permit	1		
						Moderate/Severe Disabilities	1
		90	98.9%	Fully Credentialed Teachers			
	CENTRAL UNION ELEMENTARY SCHOOL DISTRICT	91					
KINGS	CORCORAN JOINT UNIFIED SCHOOL DISTRICT	1	0.6%	UNIVERSITY INTERN CREDENTIALS			
				Multiple Subject Teaching Credential	1		
						General Subjects (Examination)	1
		4	2.4%	DISTRICT INTERNSHIP CERTIFICATES			
				District Intern Credential / Multiple Subject	3		
						General Subjects (Examination)	3
				District Intern Credential / Single Subject	1		
						English (Examination)	1
		15	8.8%	SHORT-TERM STAFF PERMIT			
				Short-Term Staff Permit	15		
						English	1
						English (Examination)	1
						General Subjects	4
						General Subjects (Examination)	4
						Mathematics	4
						Mild/Moderate Disabilities	1
						Moderate/Severe Disabilities	1
		2	1.2%	PROVISIONAL INTERNSHIP PERMIT			
				Provisional Internship Permit	2		
						English	1
						Science: Chemistry	1
		148	87.1%	Fully Credentialed Teachers			

TABLE 5C
Distribution of Intern Credentials, Permits, Credential Waivers by County, School District, Type, and by Subject Area
July 1, 2015 to June 30, 2016

County	Agency	Agency Total	Agency %	Credential Title	Credential Total	Subject Area	Subject Total
	CORCORAN JOINT UNIFIED SCHOOL DISTRICT To	170					
KINGS	HANFORD ELEMENTARY SCHOOL DISTRICT	6	2.1%	UNIVERSITY INTERN CREDENTIALS			
				Education Specialist Instruction Credential	1		
						Mild/Moderate Disabilities	1
				Multiple Subject Teaching Credential	5		
						General Subjects (Examination)	5
		3	1.1%	DISTRICT INTERNSHIP CERTIFICATES			
				District Intern Credential / Multiple Subject	3		
						General Subjects (Examination)	3
		2	0.7%	LIMITED ASSIGNMENT PERMIT			
				General Education Limited Assignment Multiple Subje	1		
						General Subjects	1
				Special Education Limited Assignment Teaching Permi	1		
						Mild/Moderate Disabilities	1
		5	1.8%	SHORT-TERM STAFF PERMIT			
				Short-Term Staff Permit	5		
						General Subjects	2
						General Subjects (Examination)	2
						Physical Education	1
		265	94.3%	Fully Credentialed Teachers			
	HANFORD ELEMENTARY SCHOOL DISTRICT Total	281					
KINGS	HANFORD JOINT UNION HIGH SCHOOL DISTRICT	1	0.6%	UNIVERSITY INTERN CREDENTIALS			
				Single Subject Teaching Credential	1		
						Physical Education (Examination)	1
		1	0.6%	DISTRICT INTERNSHIP CERTIFICATES			
				District Intern Credential / Single Subject	1		
						Foreign Language: Spanish (Examination)	1
		1	0.6%	SHORT-TERM STAFF PERMIT			
				Short-Term Staff Permit	1		
						English (Examination)	1
		1	0.6%	PROVISIONAL INTERNSHIP PERMIT			
				Provisional Internship Permit	1		
						Mathematics	1
		155	97.5%	Fully Credentialed Teachers			
	HANFORD JOINT UNION HIGH SCHOOL DISTRICT	159					

TABLE 5C
Distribution of Intern Credentials, Permits, Credential Waivers by County, School District, Type, and by Subject Area
July 1, 2015 to June 30, 2016

County	Agency	Agency Total	Agency %	Credential Title	Credential Total	Subject Area	Subject Total
KINGS	ISLAND ELEMENTARY	1		UNIVERSITY INTERN CREDENTIALS			
				Multiple Subject Teaching Credential	1		
						General Subjects (Examination)	1
		1		SHORT-TERM STAFF PERMIT			
				Short-Term Staff Permit	1		
						General Subjects	1
	ISLAND ELEMENTARY Total	2					
KINGS	KINGS COUNTY OFFICE OF EDUCATION	1	2.4%	UNIVERSITY INTERN CREDENTIALS			
				Education Specialist Instruction Credential	1		
						Mild/Moderate Disabilities	1
		4	9.5%	DISTRICT INTERNSHIP CERTIFICATES			
				District Intern Credential / Ed. Specialist	4		
						Moderate/Severe Disabilities	4
		2	4.8%	LIMITED ASSIGNMENT PERMIT			
				Special Education Limited Assignment Teaching Permi	2		
						Moderate/Severe Disabilities	2
		4	9.5%	SHORT-TERM STAFF PERMIT			
				Short-Term Staff Permit	4		
						Deaf and Hard-of-Hearing	1
						Mild/Moderate Disabilities	1
						Moderate/Severe Disabilities	2
		1	2.4%	PROVISIONAL INTERNSHIP PERMIT			
				Provisional Internship Permit	1		
						Mild/Moderate Disabilities	1
		30	71.4%	Fully Credentialed Teachers			
	KINGS COUNTY OFFICE OF EDUCATION Total	42					
KINGS	KINGS RIVER-HARDWICK UNION ELEMENTARY S	1	2.9%	SHORT-TERM STAFF PERMIT			
				Short-Term Staff Permit	1		
						General Subjects	1
		33	97.1%	Fully Credentialed Teachers			
	KINGS RIVER-HARDWICK UNION ELEMENTARY S	34					
KINGS	KIT CARSON UNION ELEMENTARY SCHOOL DISTF	1	3.9%	DISTRICT INTERNSHIP CERTIFICATES			
				District Intern Credential / Ed. Specialist	1		
						Mild/Moderate Disabilities	1
		1	3.9%	LIMITED ASSIGNMENT PERMIT			

TABLE 5C
Distribution of Intern Credentials, Permits, Credential Waivers by County, School District, Type, and by Subject Area
July 1, 2015 to June 30, 2016

County	Agency	Agency Total	Agency %	Credential Title	Credential Total	Subject Area	Subject Total
				General Education Limited Assignment Multiple Subje	1		
						General Subjects	1
		2	7.7%	SHORT-TERM STAFF PERMIT			
				Short-Term Staff Permit	2		
						General Subjects	2
		1	3.9%	PROVISIONAL INTERNSHIP PERMIT			
				Provisional Internship Permit	1		
						General Subjects	1
		21	80.8%	Fully Credentialed Teachers			
	KIT CARSON UNION ELEMENTARY SCHOOL DISTRICT	26					
KINGS	LAKESIDE UNION ELEMENTARY SCHOOL DISTRICT	1	6.7%	UNIVERSITY INTERN CREDENTIALS			
				Multiple Subject Teaching Credential	1		
						General Subjects (Examination)	1
		1	6.7%	DISTRICT INTERNSHIP CERTIFICATES			
				District Intern Credential / Single Subject	1		
						Physical Education	1
		1	6.7%	LIMITED ASSIGNMENT PERMIT			
				Special Education Limited Assignment Teaching Permi	1		
						Mild/Moderate Disabilities	1
						Moderate/Severe Disabilities	1
		1	6.7%	SHORT-TERM STAFF PERMIT			
				Short-Term Staff Permit	1		
						General Subjects (Examination)	1
		11	73.3%	Fully Credentialed Teachers			
	LAKESIDE UNION ELEMENTARY SCHOOL DISTRICT	15					
KINGS	LEMOORE UNION ELEMENTARY SCHOOL DISTRICT	6	3.9%	UNIVERSITY INTERN CREDENTIALS			
				Education Specialist Instruction Credential	1		
						Mild/Moderate Disabilities	1
				Multiple Subject Teaching Credential	3		
						General Subjects (Examination)	3
				Single Subject Teaching Credential	2		
						Foundational-Level Mathematics (Examination)	1
						Social Science	1
		4	2.6%	DISTRICT INTERNSHIP CERTIFICATES			
				District Intern Credential / Multiple Subject	4		

TABLE 5C
Distribution of Intern Credentials, Permits, Credential Waivers by County, School District, Type, and by Subject Area
July 1, 2015 to June 30, 2016

County	Agency	Agency Total	Agency %	Credential Title	Credential Total	Subject Area	Subject Total
						General Subjects (Examination)	4
		2	1.3%	LIMITED ASSIGNMENT PERMIT			
				General Education Limited Assignment Single Subject	2		
						English	1
						Foundational-Level General Science	1
		13	8.4%	SHORT-TERM STAFF PERMIT			
				Short-Term Staff Permit	13		
						General Subjects	5
						General Subjects (Examination)	3
						Mild/Moderate Disabilities	3
						Moderate/Severe Disabilities	3
						Music	1
						Science: Biological Sciences	1
		2	1.3%	PROVISIONAL INTERNSHIP PERMIT			
				Provisional Internship Permit	2		
						English	1
						Music	1
		127	82.5%	Fully Credentialed Teachers			
	LEMOORE UNION ELEMENTARY SCHOOL DISTRICT	154					
KINGS	LEMOORE UNION HIGH SCHOOL DISTRICT	1	0.9%	UNIVERSITY INTERN CREDENTIALS			
				Single Subject Teaching Credential	1		
						Industrial and Technology Education (Examination)	1
		3	2.8%	DISTRICT INTERNSHIP CERTIFICATES			
				District Intern Credential / Ed. Specialist	2		
						Mild/Moderate Disabilities	2
				District Intern Credential / Single Subject	1		
						Social Science (Examination)	1
		2	1.9%	LIMITED ASSIGNMENT PERMIT			
				General Education Limited Assignment Single Subject	2		
						Business	1
						English	1
		4	3.8%	SHORT-TERM STAFF PERMIT			
				Short-Term Staff Permit	4		
						Business	1
						Mild/Moderate Disabilities	1

TABLE 5C
Distribution of Intern Credentials, Permits, Credential Waivers by County, School District, Type, and by Subject Area
July 1, 2015 to June 30, 2016

County	Agency	Agency Total	Agency %	Credential Title	Credential Total	Subject Area	Subject Total
						Moderate/Severe Disabilities	1
						Social Science	1
						Social Science (Examination)	1
		1	0.9%	PROVISIONAL INTERNSHIP PERMIT			
				Provisional Internship Permit	1		
						Mild/Moderate Disabilities	1
						Moderate/Severe Disabilities	1
		95	89.6%	Fully Credentialed Teachers			
	LEMOORE UNION HIGH SCHOOL DISTRICT Total	106					
KINGS	PIONEER UNION ELEMENTARY SCHOOL DISTRICT	1	1.5%	DISTRICT INTERNSHIP CERTIFICATES			
				District Intern Credential / Multiple Subject	1		
						General Subjects (Examination)	1
		1	1.5%	SHORT-TERM STAFF PERMIT			
				Short-Term Staff Permit	1		
						Art	1
		63	96.9%	Fully Credentialed Teachers			
	PIONEER UNION ELEMENTARY SCHOOL DISTRICT	65					
KINGS	PIONEER UNION SCHOOL DISTRICT CHARTER	2		LIMITED ASSIGNMENT PERMIT			
				General Education Limited Assignment Single Subject	2		
						English	1
						Foundational-Level Mathematics	1
		1		SHORT-TERM STAFF PERMIT			
				Short-Term Staff Permit	1		
						General Subjects	1
	PIONEER UNION SCHOOL DISTRICT CHARTER Tot	3					
KINGS	REEF-SUNSET UNIFIED SCHOOL DISTRICT	1	0.9%	UNIVERSITY INTERN CREDENTIALS			
				Multiple Subject Teaching Credential	1		
						General Subjects (Examination)	1
		2	1.7%	LIMITED ASSIGNMENT PERMIT			
				General Education Limited Assignment Single Subject	2		
						English	2
		2	1.7%	SHORT-TERM STAFF PERMIT			
				Short-Term Staff Permit	2		
						General Subjects	1
						Mild/Moderate Disabilities	1

TABLE 5C
Distribution of Intern Credentials, Permits, Credential Waivers by County, School District, Type, and by Subject Area
July 1, 2015 to June 30, 2016

County	Agency	Agency Total	Agency %	Credential Title	Credential Total	Subject Area	Subject Total
		3	2.6%	PROVISIONAL INTERNSHIP PERMIT		Moderate/Severe Disabilities	1
				Provisional Internship Permit	3		
						English	1
						General Subjects	2
		1	0.9%	CREDENTIAL WAIVERS			
				Single Subject Teaching Credential	1		
						Music	1
		106	92.2%	Fully Credentialed Teachers			
	REEF-SUNSET UNIFIED SCHOOL DISTRICT Total	115					
LAKE	KELSEYVILLE UNIFIED	3	3.8%	UNIVERSITY INTERN CREDENTIALS			
				Multiple Subject Teaching Credential	3		
						General Subjects (Examination)	3
		3	3.8%	SHORT-TERM STAFF PERMIT			
				Short-Term Staff Permit	3		
						English (Examination)	1
						General Subjects	1
						Mild/Moderate Disabilities	1
		74	92.5%	Fully Credentialed Teachers			
	KELSEYVILLE UNIFIED Total	80					
LAKE	KONOCTI UNIFIED SCHOOL DISTRICT	6	4.0%	UNIVERSITY INTERN CREDENTIALS			
				Multiple Subject Teaching Credential	5		
						English	1
						General Subjects (Examination)	5
				Single Subject Teaching Credential	1		
						Foundational-Level Mathematics (Examination)	1
		10	6.7%	SHORT-TERM STAFF PERMIT			
				Short-Term Staff Permit	10		
						Foundational-Level Mathematics (Examination)	1
						General Subjects	4
						General Subjects (Examination)	3
						Mild/Moderate Disabilities	1
						Social Science	1
		13	8.7%	PROVISIONAL INTERNSHIP PERMIT			
				Provisional Internship Permit	13		

TABLE 5C
Distribution of Intern Credentials, Permits, Credential Waivers by County, School District, Type, and by Subject Area
July 1, 2015 to June 30, 2016

County	Agency	Agency Total	Agency %	Credential Title	Credential Total	Subject Area	Subject Total
						General Subjects	12
						Moderate/Severe Disabilities	1
		120	80.5%	Fully Credentialed Teachers			
	KONOCTI UNIFIED SCHOOL DISTRICT Total	149					
LAKE	LAKEPORT UNIFIED SCHOOL DISTRICT	1	1.5%	LIMITED ASSIGNMENT PERMIT			
				General Education Limited Assignment Single Subject	1		
						English	1
		1	1.5%	PROVISIONAL INTERNSHIP PERMIT			
				Provisional Internship Permit	1		
						Moderate/Severe Disabilities	1
		67	97.1%	Fully Credentialed Teachers			
	LAKEPORT UNIFIED SCHOOL DISTRICT Total	69					
LAKE	LUCERNE ELEMENTARY	1	6.7%	LIMITED ASSIGNMENT PERMIT			
				General Education Limited Assignment Multiple Subje	1		
						General Subjects	1
		14	93.3%	Fully Credentialed Teachers			
	LUCERNE ELEMENTARY Total	15					
LAKE	MIDDLETOWN UNIFIED SCHOOL DISTRICT	2	2.6%	UNIVERSITY INTERN CREDENTIALS			
				Education Specialist Instruction Credential	1		
						Mild/Moderate Disabilities	1
				Multiple Subject Teaching Credential	1		
						General Subjects (Examination)	1
		3	3.9%	SHORT-TERM STAFF PERMIT			
				Short-Term Staff Permit	3		
						General Subjects	2
						Physical Education (Examination)	1
		72	93.5%	Fully Credentialed Teachers			
	MIDDLETOWN UNIFIED SCHOOL DISTRICT Total	77					
LASSEN	BIG VALLEY JOINT UNIFIED	2	16.7%	UNIVERSITY INTERN CREDENTIALS			
				Multiple Subject Teaching Credential	1		
						General Subjects (Examination)	1
				Single Subject Teaching Credential	1		
						Agriculture	1
		10	83.3%	Fully Credentialed Teachers			
	BIG VALLEY JOINT UNIFIED Total	12					

TABLE 5C
Distribution of Intern Credentials, Permits, Credential Waivers by County, School District, Type, and by Subject Area
July 1, 2015 to June 30, 2016

County	Agency	Agency Total	Agency %	Credential Title	Credential Total	Subject Area	Subject Total
LASSEN	JANESVILLE UNION ELEMENTARY	1	7.1%	SHORT-TERM STAFF PERMIT			
				Short-Term Staff Permit	1		
						General Subjects	1
		13	92.9%	Fully Credentialed Teachers			
	JANESVILLE UNION ELEMENTARY Total	14					
LASSEN	JOHNSTONVILLE ELEMENTARY	1	10.0%	UNIVERSITY INTERN CREDENTIALS			
				Multiple Subject Teaching Credential	1		
						General Subjects (Examination)	1
		1	10.0%	LIMITED ASSIGNMENT PERMIT			
				General Education Limited Assignment Multiple Subje	1		
						General Subjects	1
		1	10.0%	PROVISIONAL INTERNSHIP PERMIT			
				Provisional Internship Permit	1		
						General Subjects	1
		7	70.0%	Fully Credentialed Teachers			
	JOHNSTONVILLE ELEMENTARY Total	10					
LASSEN	LASSEN COUNTY OFFICE OF EDUCATION	1	5.6%	UNIVERSITY INTERN CREDENTIALS			
				Education Specialist Instruction Credential	1		
						Moderate/Severe Disabilities	1
		1	5.6%	LIMITED ASSIGNMENT PERMIT			
				General Education Limited Assignment Multiple Subje	1		
						General Subjects	1
		1	5.6%	SHORT-TERM STAFF PERMIT			
				Short-Term Staff Permit	1		
						Mild/Moderate Disabilities	1
		2	11.1%	PROVISIONAL INTERNSHIP PERMIT			
				Provisional Internship Permit	2		
						Moderate/Severe Disabilities	2
		13	72.2%	Fully Credentialed Teachers			
	LASSEN COUNTY OFFICE OF EDUCATION Total	18					
LASSEN	LASSEN UNION HIGH	2	5.1%	PROVISIONAL INTERNSHIP PERMIT			
				Provisional Internship Permit	2		
						English	1
						Mathematics	1
		37	94.9%	Fully Credentialed Teachers			

TABLE 5C
Distribution of Intern Credentials, Permits, Credential Waivers by County, School District, Type, and by Subject Area
July 1, 2015 to June 30, 2016

County	Agency	Agency Total	Agency %	Credential Title	Credential Total	Subject Area	Subject Total
	LASSEN UNION HIGH Total	39					
LASSEN	LONG VALLEY CHARTER SCHOOL	1		SHORT-TERM STAFF PERMIT			
				Short-Term Staff Permit	1		
						General Subjects	1
		2		PROVISIONAL INTERNSHIP PERMIT			
				Provisional Internship Permit	2		
						General Subjects	1
						Mathematics	1
	LONG VALLEY CHARTER SCHOOL Total	3					
LASSEN	MULTICULTURAL LEARNING CENTER	1		UNIVERSITY INTERN CREDENTIALS			
				Education Specialist Instruction Credential	1		
						Mild/Moderate Disabilities	1
	MULTICULTURAL LEARNING CENTER Total	1					
LASSEN	NEW DAY ACADEMY	1		UNIVERSITY INTERN CREDENTIALS			
				Education Specialist Instruction Credential	1		
						Mild/Moderate Disabilities	1
	NEW DAY ACADEMY Total	1					
LASSEN	RAVENDALE-TERMO ELEMENTARY	1	2.9%	SHORT-TERM STAFF PERMIT			
				Short-Term Staff Permit	1		
						Mild/Moderate Disabilities	1
		33	97.1%	Fully Credentialed Teachers			
	RAVENDALE-TERMO ELEMENTARY Total	34					
LASSEN	RICHMOND ELEMENTARY	1	11.1%	SHORT-TERM STAFF PERMIT			
				Short-Term Staff Permit	1		
						General Subjects	1
		8	88.9%	Fully Credentialed Teachers			
	RICHMOND ELEMENTARY Total	9					
LASSEN	SUSANVILLE SCHOOL DISTRICT	1	2.4%	UNIVERSITY INTERN CREDENTIALS			
				Multiple Subject Teaching Credential	1		
						General Subjects (Examination)	1
		4	9.5%	SHORT-TERM STAFF PERMIT			
				Short-Term Staff Permit	4		
						General Subjects	3
						General Subjects (Examination)	1
		37	88.1%	Fully Credentialed Teachers			

TABLE 5C
Distribution of Intern Credentials, Permits, Credential Waivers by County, School District, Type, and by Subject Area
July 1, 2015 to June 30, 2016

County	Agency	Agency Total	Agency %	Credential Title	Credential Total	Subject Area	Subject Total
	SUSANVILLE SCHOOL DISTRICT Total	42					
LASSEN	WESTWOOD CHARTER SCHOOL	1		SHORT-TERM STAFF PERMIT			
				Short-Term Staff Permit	1		
						General Subjects	1
	WESTWOOD CHARTER SCHOOL Total	1					
LASSEN	WESTWOOD UNIFIED SCHOOL DISTRICT	2	10.0%	SHORT-TERM STAFF PERMIT			
				Short-Term Staff Permit	2		
						English	1
						General Subjects	1
		1	5.0%	PROVISIONAL INTERNSHIP PERMIT			
				Provisional Internship Permit	1		
						General Subjects	1
		17	85.0%	Fully Credentialed Teachers			
	WESTWOOD UNIFIED SCHOOL DISTRICT Total	20					
LOS ANGELES	ABC UNIFIED SCHOOL DISTRICT	2	0.2%	UNIVERSITY INTERN CREDENTIALS			
				Education Specialist Instruction Credential	1		
						Mild/Moderate Disabilities	1
				Single Subject Teaching Credential	1		
						Foreign Language: French	1
		2	0.2%	SHORT-TERM STAFF PERMIT			
				Short-Term Staff Permit	2		
						General Subjects	1
						General Subjects (Examination)	1
		1	0.1%	CREDENTIAL WAIVERS			
				Education Specialist Instruction Credential	1		
		883	99.4%	Fully Credentialed Teachers			
	ABC UNIFIED SCHOOL DISTRICT Total	888					
LOS ANGELES	ACADEMY FOR ADVANCEMENT OF CHILDREN W	3		UNIVERSITY INTERN CREDENTIALS			
				Education Specialist Instruction Credential	3		
						Mild/Moderate Disabilities	1
						Moderate/Severe Disabilities	2
	ACADEMY FOR ADVANCEMENT OF CHILDREN W	3					
LOS ANGELES	ACADEMY OF SCIENCE AND ENGINEERING	2		LIMITED ASSIGNMENT PERMIT			
				General Education Limited Assignment Single Subject	2		
						English	1

TABLE 5C
Distribution of Intern Credentials, Permits, Credential Waivers by County, School District, Type, and by Subject Area
July 1, 2015 to June 30, 2016

County	Agency	Agency Total	Agency %	Credential Title	Credential Total	Subject Area	Subject Total
						Science: Chemistry	1
						Science: Physics	1
	ACADEMY OF SCIENCE AND ENGINEERING Total	2					
LOS ANGELES	ACCERLATED SCHOOL (CHARTER)	1		UNIVERSITY INTERN CREDENTIALS			
				Education Specialist Instruction Credential	1		
						Mild/Moderate Disabilities	1
	ACCERLATED SCHOOL (CHARTER) Total	1					
LOS ANGELES	ACTON-AGUA DULCE UNIFIED SCHOOL DISTRICT	2	0.4%	UNIVERSITY INTERN CREDENTIALS			
				Multiple Subject Teaching Credential	1		
						General Subjects (Examination)	1
				Single Subject Teaching Credential	1		
						Science: Chemistry (Examination)	1
		448	99.6%	Fully Credentialed Teachers			
	ACTON-AGUA DULCE UNIFIED SCHOOL DISTRICT	450					
LOS ANGELES	ALLIANCE ALICE M. BAXTER COLLEGE-READY HIGH	2		UNIVERSITY INTERN CREDENTIALS			
				Single Subject Teaching Credential	2		
						Foreign Language: Italian (Examination)	1
						Foundational-Level Mathematics (Examination)	1
	ALLIANCE ALICE M. BAXTER COLLEGE-READY HIGH	2					
LOS ANGELES	ALLIANCE CINDY AND BILL SIMON TECHNOLOGY	1		UNIVERSITY INTERN CREDENTIALS			
				Education Specialist Instruction Credential	1		
						Mild/Moderate Disabilities	1
		1		DISTRICT INTERNSHIP CERTIFICATES			
				District Intern Credential / Single Subject	1		
						Science: Physics (Examination)	1
	ALLIANCE CINDY AND BILL SIMON TECHNOLOGY	2					
LOS ANGELES	ALLIANCE COLLEGE READY MIDDLE ACADEMY NO 16	1		UNIVERSITY INTERN CREDENTIALS			
				Single Subject Teaching Credential	1		
						Mathematics	1
	ALLIANCE COLLEGE READY MIDDLE ACADEMY NO 16	1					
LOS ANGELES	ALLIANCE COLLEGE-READY ACADMAY HIGH NO 16	2		UNIVERSITY INTERN CREDENTIALS			
				Single Subject Teaching Credential	2		
						Social Science	1
	ALLIANCE COLLEGE-READY ACADMAY HIGH NO 16	2					
LOS ANGELES	ALLIANCE COLLEGE-READY ACADMAY NO 16	1		UNIVERSITY INTERN CREDENTIALS			

TABLE 5C
Distribution of Intern Credentials, Permits, Credential Waivers by County, School District, Type, and by Subject Area
July 1, 2015 to June 30, 2016

County	Agency	Agency Total	Agency %	Credential Title	Credential Total	Subject Area	Subject Total
				Single Subject Teaching Credential	1		
						Science: Chemistry (Examination)	1
	ALLIANCE COLLEGE-READY ACADMEY NO 16 Tot	1					
LOS ANGELES	ALLIANCE COLLEGE-READY MIDDLE ACADEMY H	1		UNIVERSITY INTERN CREDENTIALS			
				Multiple Subject Teaching Credential	1		
						General Subjects (Examination)	1
	ALLIANCE COLLEGE-READY MIDDLE ACADEMY H	1					
LOS ANGELES	ALLIANCE COLLINS FAMILY READY-READY HIGH	3		UNIVERSITY INTERN CREDENTIALS			
				Education Specialist Instruction Credential	1		
						Mild/Moderate Disabilities	1
				Single Subject Teaching Credential	2		
						Foundational-Level General Science (Examinatio	1
						Science: Biological Sciences	1
						Science: Chemistry (Examination)	1
	ALLIANCE COLLINS FAMILY READY-READY HIGH T	3					
LOS ANGELES	ALLIANCE DR OLGA MOHAN HIGH	1		UNIVERSITY INTERN CREDENTIALS			
				Single Subject Teaching Credential	1		
						English	1
	ALLIANCE DR OLGA MOHAN HIGH Total	1					
LOS ANGELES	ALLIANCE ENVIRONMENTAL SCIENCE AND TECHI	1		UNIVERSITY INTERN CREDENTIALS			
				Single Subject Teaching Credential	1		
						Science: Biological Sciences (Examination)	1
	ALLIANCE ENVIRONMENTAL SCIENCE AND TECHI	1					
LOS ANGELES	ALLIANCE FOR COLLEGE-READY PUBLIC SCHOOL	13		UNIVERSITY INTERN CREDENTIALS			
				Education Specialist Instruction Credential	5		
						Mild/Moderate Disabilities	5
				Single Subject Teaching Credential	8		
						English	1
						English (Examination)	3
						Foundational-Level General Science (Examinatio	1
						Foundational-Level Mathematics (Examination)	1
						Science: Biological Sciences (Examination)	2
	ALLIANCE FOR COLLEGE-READY PUBLIC SCHOOL	13					
LOS ANGELES	ALLIANCE HEALTH SERVICES ACADEMY HIGH	2		UNIVERSITY INTERN CREDENTIALS			
				Education Specialist Instruction Credential	1		

TABLE 5C
Distribution of Intern Credentials, Permits, Credential Waivers by County, School District, Type, and by Subject Area
July 1, 2015 to June 30, 2016

County	Agency	Agency Total	Agency %	Credential Title	Credential Total	Subject Area	Subject Total
						Mild/Moderate Disabilities	1
				Single Subject Teaching Credential	1		
						English (Examination)	1
		2		SHORT-TERM STAFF PERMIT			
				Short-Term Staff Permit	2		
						Mild/Moderate Disabilities	2
	ALLIANCE HEALTH SERVICES ACADEMY HIGH Tot	4					
LOS ANGELES	ALLIANCE MARC AND EVA STERN MATH AND SCI	2		UNIVERSITY INTERN CREDENTIALS			
				Single Subject Teaching Credential	2		
						Social Science (Examination)	1
	ALLIANCE MARC AND EVA STERN MATH AND SCI	2					
LOS ANGELES	ALLIANCE MARGARET M. BLOOMFIELD TECHNOI	1		UNIVERSITY INTERN CREDENTIALS			
				Single Subject Teaching Credential	1		
						Foundational-Level Mathematics (Examination)	1
	ALLIANCE MARGARET M. BLOOMFIELD TECHNOI	1					
LOS ANGELES	ALLIANCE OUCHI-O'DONOVAN 6-12 COMPLEX	2		UNIVERSITY INTERN CREDENTIALS			
				Single Subject Teaching Credential	2		
						English (Examination)	1
						Social Science (Examination)	1
	ALLIANCE OUCHI-O'DONOVAN 6-12 COMPLEX Te	2					
LOS ANGELES	ALLIANCE SUSAN AND ERIC SMIDT TECHNOLOGY	2		UNIVERSITY INTERN CREDENTIALS			
				Education Specialist Instruction Credential	1		
						Mild/Moderate Disabilities	1
				Single Subject Teaching Credential	1		
						Foundational-Level Mathematics (Examination)	1
	ALLIANCE SUSAN AND ERIC SMIDT TECHNOLOGY	2					
LOS ANGELES	ALLIANCE TENNENBAUM FAMILY TECHNOLOGY	1		UNIVERSITY INTERN CREDENTIALS			
				Single Subject Teaching Credential	1		
						Social Science (Examination)	1
	ALLIANCE TENNENBAUM FAMILY TECHNOLOGY	1					
LOS ANGELES	ANIMO INGLEWOOD CHARTER SCHOOL	1		LIMITED ASSIGNMENT PERMIT			
				General Education Limited Assignment Single Subject	1		
						Foreign Language: Spanish	1
	ANIMO INGLEWOOD CHARTER SCHOOL Total	1					
LOS ANGELES	ANIMO LOCKE CHARTER HIGH SCHOOL #2	1		UNIVERSITY INTERN CREDENTIALS			

TABLE 5C
Distribution of Intern Credentials, Permits, Credential Waivers by County, School District, Type, and by Subject Area
July 1, 2015 to June 30, 2016

County	Agency	Agency Total	Agency %	Credential Title	Credential Total	Subject Area	Subject Total
				Education Specialist Instruction Credential	1		
						Moderate/Severe Disabilities	1
	ANIMO LOCKE CHARTER HIGH SCHOOL #2 Total	1					
LOS ANGELES	ANTELOPE VALLEY LEARNING ACADEMY	1		PROVISIONAL INTERNSHIP PERMIT			
				Provisional Internship Permit	1		
						Mild/Moderate Disabilities	1
	ANTELOPE VALLEY LEARNING ACADEMY Total	1					
LOS ANGELES	ANTELOPE VALLEY UNION HIGH SCHOOL DISTRICT	15	1.4%	UNIVERSITY INTERN CREDENTIALS			
				Education Specialist Instruction Credential	8		
						Deaf and Hard-of-Hearing	1
						Mild/Moderate Disabilities	7
				Single Subject Teaching Credential	7		
						English (Examination)	3
						Mathematics	2
						Science: Biological Sciences (Examination)	1
						Social Science (Examination)	1
		5	0.5%	SHORT-TERM STAFF PERMIT			
				Short-Term Staff Permit	5		
						Art (Examination)	1
						Mild/Moderate Disabilities	1
						Moderate/Severe Disabilities	2
						Science: Biological Sciences (Examination)	1
		2	0.2%	PROVISIONAL INTERNSHIP PERMIT			
				Provisional Internship Permit	2		
						Mild/Moderate Disabilities	2
		1065	98.0%	Fully Credentialed Teachers			
	ANTELOPE VALLEY UNION HIGH SCHOOL DISTRICT	1087					
LOS ANGELES	APPLE ACADEMY CHARTER PUBLIC	3		UNIVERSITY INTERN CREDENTIALS			
				Education Specialist Instruction Credential	2		
						Mild/Moderate Disabilities	2
				Single Subject Teaching Credential	1		
						Social Science (Examination)	1
		1		LIMITED ASSIGNMENT PERMIT			
				General Education Limited Assignment Multiple Subjects	1		
						General Subjects (Examination)	1

TABLE 5C
Distribution of Intern Credentials, Permits, Credential Waivers by County, School District, Type, and by Subject Area
July 1, 2015 to June 30, 2016

County	Agency	Agency Total	Agency %	Credential Title	Credential Total	Subject Area	Subject Total
		1		SHORT-TERM STAFF PERMIT			
				Short-Term Staff Permit	1		
						Mild/Moderate Disabilities	1
		1		PROVISIONAL INTERNSHIP PERMIT			
				Provisional Internship Permit	1		
						General Subjects	1
	APPLE ACADEMY CHARTER PUBLIC Total	6					
LOS ANGELES	ARCADIA UNIFIED SCHOOL DISTRICT	1	0.2%	UNIVERSITY INTERN CREDENTIALS			
				Education Specialist Instruction Credential	1		
						Mild/Moderate Disabilities	1
		3	0.7%	LIMITED ASSIGNMENT PERMIT			
				General Education Limited Assignment Single Subject	2		
						Industrial and Technology Education	1
						Physical Education	1
				Special Education Limited Assignment Teaching Permi	1		
						Mild/Moderate Disabilities	1
		411	99.0%	Fully Credentialed Teachers			
	ARCADIA UNIFIED SCHOOL DISTRICT Total	415					
LOS ANGELES	ASPIRE ANTONIO MARIA LUGO ACADEMY	1		UNIVERSITY INTERN CREDENTIALS			
				Education Specialist Instruction Credential	1		
						Mild/Moderate Disabilities	1
		1		LIMITED ASSIGNMENT PERMIT			
				General Education Limited Assignment Single Subject	1		
						Foundational-Level General Science	1
		1		SHORT-TERM STAFF PERMIT			
				Short-Term Staff Permit	1		
						Mild/Moderate Disabilities	1
	ASPIRE ANTONIO MARIA LUGO ACADEMY Total	3					
LOS ANGELES	ASPIRE CENTENNIAL COLLEGE PREP ACADEMY	1		DISTRICT INTERNSHIP CERTIFICATES			
				District Intern Credential / Ed. Specialist	1		
						Mild/Moderate Disabilities	1
		1		LIMITED ASSIGNMENT PERMIT			
				General Education Limited Assignment Single Subject	1		
						Foundational-Level General Science	1
		1		SHORT-TERM STAFF PERMIT			

TABLE 5C
Distribution of Intern Credentials, Permits, Credential Waivers by County, School District, Type, and by Subject Area
July 1, 2015 to June 30, 2016

County	Agency	Agency Total	Agency %	Credential Title	Credential Total	Subject Area	Subject Total
				Short-Term Staff Permit	1		
						General Subjects	1
	ASPIRE CENTENNIAL COLLEGE PREP ACADEMY T	3					
LOS ANGELES	ASPIRE FIRESTONE ACADEMY CHARTER	2		LIMITED ASSIGNMENT PERMIT			
				General Education Limited Assignment Single Subject	2		
						Foundational-Level General Science	2
	ASPIRE FIRESTONE ACADEMY CHARTER Total	2					
LOS ANGELES	ASPIRE GATEWAY ACADEMY	2		SHORT-TERM STAFF PERMIT			
				Short-Term Staff Permit	2		
						General Subjects (Examination)	1
						Moderate/Severe Disabilities	1
	ASPIRE GATEWAY ACADEMY Total	2					
LOS ANGELES	ASPIRE INSKEEP ACADEMY CHARTER	1		LIMITED ASSIGNMENT PERMIT			
				General Education Limited Assignment Multiple Subje	1		
						General Subjects	1
	ASPIRE INSKEEP ACADEMY CHARTER Total	1					
LOS ANGELES	ASPIRE JUNIOR COLLEGIATE ACADEMY	1		SHORT-TERM STAFF PERMIT			
				Short-Term Staff Permit	1		
						General Subjects	1
	ASPIRE JUNIOR COLLEGIATE ACADEMY Total	1					
LOS ANGELES	ASPIRE OLLIN UNIVERSITY PREP ACADEMY	1		DISTRICT INTERNSHIP CERTIFICATES			
				District Intern Credential / Ed. Specialist	1		
						Moderate/Severe Disabilities	1
	ASPIRE OLLIN UNIVERSITY PREP ACADEMY Total	1					
LOS ANGELES	ASPIRE PACIFIC ACADEMY	1		UNIVERSITY INTERN CREDENTIALS			
				Single Subject Teaching Credential	1		
						Foundational-Level General Science (Examination)	1
		1		LIMITED ASSIGNMENT PERMIT			
				General Education Limited Assignment Single Subject	1		
						Foundational-Level Mathematics	1
		1		SHORT-TERM STAFF PERMIT			
				Short-Term Staff Permit	1		
						General Subjects	1
		1		PROVISIONAL INTERNSHIP PERMIT			
				Provisional Internship Permit	1		

TABLE 5C
Distribution of Intern Credentials, Permits, Credential Waivers by County, School District, Type, and by Subject Area
July 1, 2015 to June 30, 2016

County	Agency	Agency Total	Agency %	Credential Title	Credential Total	Subject Area	Subject Total
						Mathematics (Examination)	1
	ASPIRE PACIFIC ACADEMY Total	4					
LOS ANGELES	ASPIRE TITAN ACADEMY	1		SHORT-TERM STAFF PERMIT			
				Short-Term Staff Permit	1		
						General Subjects (Examination)	1
	ASPIRE TITAN ACADEMY Total	1					
LOS ANGELES	ASSURANCE LEARNING ACADEMY	1		UNIVERSITY INTERN CREDENTIALS			
				Education Specialist Instruction Credential	1		
						Mild/Moderate Disabilities	1
	ASSURANCE LEARNING ACADEMY Total	1					
LOS ANGELES	AVESON GLOBAL LEADERSHIP ACADEMY	1		SHORT-TERM STAFF PERMIT			
				Short-Term Staff Permit	1		
						Mild/Moderate Disabilities	1
						Moderate/Severe Disabilities	1
	AVESON GLOBAL LEADERSHIP ACADEMY Total	1					
LOS ANGELES	AZUSA UNIFIED SCHOOL DISTRICT	5	1.1%	UNIVERSITY INTERN CREDENTIALS			
				Education Specialist Instruction Credential	4		
						Mild/Moderate Disabilities	1
						Moderate/Severe Disabilities	2
						Visual Impairments	1
				Single Subject Teaching Credential	1		
						Chemistry (Specialized) (Examination)	1
						Physics	1
		3	0.7%	SHORT-TERM STAFF PERMIT			
				Short-Term Staff Permit	3		
						Moderate/Severe Disabilities	1
						Visual Impairments	2
		452	98.3%	Fully Credentialed Teachers			
	AZUSA UNIFIED SCHOOL DISTRICT Total	460					
LOS ANGELES	BASSETT UNIFIED SCHOOL DISTRICT	1	0.6%	LIMITED ASSIGNMENT PERMIT			
				General Education Limited Assignment Single Subject	1		
						Industrial and Technology Education	1
		1	0.6%	SHORT-TERM STAFF PERMIT			
				Short-Term Staff Permit	1		
						Mild/Moderate Disabilities	1

TABLE 5C
Distribution of Intern Credentials, Permits, Credential Waivers by County, School District, Type, and by Subject Area
July 1, 2015 to June 30, 2016

County	Agency	Agency Total	Agency %	Credential Title	Credential Total	Subject Area	Subject Total
		175	98.9%	Fully Credentialed Teachers			
	BASSETT UNIFIED SCHOOL DISTRICT Total	177					
LOS ANGELES	BEACH CITIES LEARNING CENTER MANHATTAN B	1		UNIVERSITY INTERN CREDENTIALS			
				Education Specialist Instruction Credential	1		
						Mild/Moderate Disabilities	1
	BEACH CITIES LEARNING CENTER MANHATTAN B	1					
LOS ANGELES	BEACH CITIES LEARNING CENTER PALOS VERDES	1		PROVISIONAL INTERNSHIP PERMIT			
				Provisional Internship Permit	1		
						Mild/Moderate Disabilities	1
	BEACH CITIES LEARNING CENTER PALOS VERDES	1					
LOS ANGELES	BEACH CITIES LEARNING CENTER-ROSEMEAD	1		SHORT-TERM STAFF PERMIT			
				Short-Term Staff Permit	1		
						Mild/Moderate Disabilities	1
		1		PROVISIONAL INTERNSHIP PERMIT			
				Provisional Internship Permit	1		
						Mild/Moderate Disabilities	1
	BEACH CITIES LEARNING CENTER-ROSEMEAD To	2					
LOS ANGELES	BELLFLOWER UNIFIED SCHOOL DISTRICT	8	1.3%	UNIVERSITY INTERN CREDENTIALS			
				Education Specialist Instruction Credential	8		
						Mild/Moderate Disabilities	6
						Moderate/Severe Disabilities	2
		592	98.7%	Fully Credentialed Teachers			
	BELLFLOWER UNIFIED SCHOOL DISTRICT Total	600					
LOS ANGELES	BIRMINGHAM COMMUNITY CHARTER HIGH	2		UNIVERSITY INTERN CREDENTIALS			
				Education Specialist Instruction Credential	1		
						Mild/Moderate Disabilities	1
				Single Subject Teaching Credential	1		
						Art (Examination)	1
		1		PROVISIONAL INTERNSHIP PERMIT			
				Provisional Internship Permit	1		
						Mild/Moderate Disabilities	1
	BIRMINGHAM COMMUNITY CHARTER HIGH Total	3					
LOS ANGELES	BONITA UNIFIED SCHOOL DISTRICT	4	0.9%	UNIVERSITY INTERN CREDENTIALS			
				Education Specialist Instruction Credential	2		
						Mild/Moderate Disabilities	2

TABLE 5C
Distribution of Intern Credentials, Permits, Credential Waivers by County, School District, Type, and by Subject Area
July 1, 2015 to June 30, 2016

County	Agency	Agency Total	Agency %	Credential Title	Credential Total	Subject Area	Subject Total
				Single Subject Teaching Credential	2		
						English (Examination)	1
						Foundational-Level Mathematics (Examination)	1
		426	99.1%	Fully Credentialed Teachers			
	BONITA UNIFIED SCHOOL DISTRICT Total	430					
LOS ANGELES	BRIGHT STAR SECONDARY CHARTER ACADEMY	3		UNIVERSITY INTERN CREDENTIALS			
				Education Specialist Instruction Credential	1		
						Mild/Moderate Disabilities	1
				Single Subject Teaching Credential	2		
						Foundational-Level Mathematics (Examination)	1
						Social Science (Examination)	1
	BRIGHT STAR SECONDARY CHARTER ACADEMY	3					
LOS ANGELES	BURBANK UNIFIED SCHOOL DISTRICT	1	0.1%	UNIVERSITY INTERN CREDENTIALS			
				Education Specialist Instruction Credential	1		
						Mild/Moderate Disabilities	1
		2	0.3%	LIMITED ASSIGNMENT PERMIT			
				Special Education Limited Assignment Teaching Permi	2		
						Moderate/Severe Disabilities	2
		6	0.8%	SHORT-TERM STAFF PERMIT			
				Short-Term Staff Permit	6		
						English	1
						Mathematics	2
						Mild/Moderate Disabilities	1
						Science: Biological Sciences	2
		723	98.8%	Fully Credentialed Teachers			
	BURBANK UNIFIED SCHOOL DISTRICT Total	732					
LOS ANGELES	CA ACADEMY FOR LIBERAL STUDIES EARLY COLL	1		UNIVERSITY INTERN CREDENTIALS			
				Single Subject Teaching Credential	1		
						English (Examination)	1
	CA ACADEMY FOR LIBERAL STUDIES EARLY COLL	1					
LOS ANGELES	CALIFORNIA ACADEMY FOR LIBERAL STUDIES	1		UNIVERSITY INTERN CREDENTIALS			
				Single Subject Teaching Credential	1		
						Social Science (Examination)	1
	CALIFORNIA ACADEMY FOR LIBERAL STUDIES To	1					
LOS ANGELES	CAMINO NUEVO CHARTER ACADEMY	2		UNIVERSITY INTERN CREDENTIALS			

TABLE 5C
Distribution of Intern Credentials, Permits, Credential Waivers by County, School District, Type, and by Subject Area
July 1, 2015 to June 30, 2016

County	Agency	Agency Total	Agency %	Credential Title	Credential Total	Subject Area	Subject Total
				Education Specialist Instruction Credential	1		
						Mild/Moderate Disabilities	1
				Single Subject Teaching Credential	1		
						Social Science (Examination)	1
		2		LIMITED ASSIGNMENT PERMIT			
				General Education Limited Assignment Single Subject	2		
						Mathematics	1
						Social Science	1
		8		SHORT-TERM STAFF PERMIT			
				Short-Term Staff Permit	8		
						General Subjects	2
						General Subjects (Examination)	1
						Mild/Moderate Disabilities	4
						Music	1
		2		PROVISIONAL INTERNSHIP PERMIT			
				Provisional Internship Permit	2		
						Mild/Moderate Disabilities	1
						Science: Chemistry	1
	CAMINO NUEVO CHARTER ACADEMY Total	14					
LOS ANGELES	CAMINO NUEVO CHARTER ACADEMY NO. 4	4		UNIVERSITY INTERN CREDENTIALS			
				Multiple Subject Teaching Credential	3		
						General Subjects (Examination)	3
				Single Subject Teaching Credential	1		
						Mathematics	1
		4		SHORT-TERM STAFF PERMIT			
				Short-Term Staff Permit	4		
						English (Examination)	1
						Mathematics	1
						Mild/Moderate Disabilities	1
						Music	1
		4		PROVISIONAL INTERNSHIP PERMIT			
				Provisional Internship Permit	4		
						General Subjects	2
						Mild/Moderate Disabilities	2
	CAMINO NUEVO CHARTER ACADEMY NO. 4 Total	12					

TABLE 5C
Distribution of Intern Credentials, Permits, Credential Waivers by County, School District, Type, and by Subject Area
July 1, 2015 to June 30, 2016

County	Agency	Agency Total	Agency %	Credential Title	Credential Total	Subject Area	Subject Total
LOS ANGELES	CANYON VIEW SCHOOL	1		CREDENTIAL WAIVERS			
				Education Specialist Instruction Credential	1		
						Mild/Moderate Disabilities	1
						Moderate/Severe Disabilities	1
	CANYON VIEW SCHOOL Total	1					
LOS ANGELES	CAROUSEL SCHOOL	1		DISTRICT INTERNSHIP CERTIFICATES			
				District Intern Credential / Ed. Specialist	1		
						Moderate/Severe Disabilities	1
	CAROUSEL SCHOOL Total	1					
LOS ANGELES	CASTAIC UNION SCHOOL DISTRICT	2	2.1%	UNIVERSITY INTERN CREDENTIALS			
				Education Specialist Instruction Credential	2		
						Mild/Moderate Disabilities	2
		92	97.9%	Fully Credentialed Teachers			
	CASTAIC UNION SCHOOL DISTRICT Total	94					
LOS ANGELES	CENTINELA VALLEY UNION HIGH SCHOOL DISTRICT	10	2.8%	UNIVERSITY INTERN CREDENTIALS			
				Education Specialist Instruction Credential	5		
						Mild/Moderate Disabilities	4
						Moderate/Severe Disabilities	1
				Single Subject Teaching Credential	5		
						Art	1
						Art (Examination)	1
						Biological Sciences (Specialized) (Examination)	1
						English (Examination)	1
						Foreign Language: Spanish (Examination)	1
		1	0.3%	SHORT-TERM STAFF PERMIT			
				Short-Term Staff Permit	1		
						Mild/Moderate Disabilities	1
		347	96.9%	Fully Credentialed Teachers			
	CENTINELA VALLEY UNION HIGH SCHOOL DISTRICT Total	358					
LOS ANGELES	CHARTER OAK UNIFIED SCHOOL DISTRICT	1	0.5%	DISTRICT INTERNSHIP CERTIFICATES			
				District Intern Credential / Ed. Specialist	1		
						Moderate/Severe Disabilities	1
		2	1.0%	SHORT-TERM STAFF PERMIT			
				Short-Term Staff Permit	2		
						Mild/Moderate Disabilities	1

TABLE 5C
Distribution of Intern Credentials, Permits, Credential Waivers by County, School District, Type, and by Subject Area
July 1, 2015 to June 30, 2016

County	Agency	Agency Total	Agency %	Credential Title	Credential Total	Subject Area	Subject Total
						Science: Biological Sciences (Examination)	1
		207	98.6%	Fully Credentialed Teachers			
	CHARTER OAK UNIFIED SCHOOL DISTRICT Total	210					
LOS ANGELES	CHIMES INSTITUTES SCHWARZENEGGER COMM	1		UNIVERSITY INTERN CREDENTIALS			
				Multiple Subject Teaching Credential	1		
						General Subjects (Examination)	1
		3		LIMITED ASSIGNMENT PERMIT			
				General Education Limited Assignment Single Subject	3		
						English	1
						Mathematics	1
						Social Science	1
		2		SHORT-TERM STAFF PERMIT			
				Short-Term Staff Permit	2		
						General Subjects (Examination)	1
						Moderate/Severe Disabilities	1
		1		PROVISIONAL INTERNSHIP PERMIT			
				Provisional Internship Permit	1		
						Mild/Moderate Disabilities	1
	CHIMES INSTITUTES SCHWARZENEGGER COMM	7					
LOS ANGELES	CITIZENS OF THE WORLD CHARTER	1		UNIVERSITY INTERN CREDENTIALS			
				Single Subject Teaching Credential	1		
						Social Science (Examination)	1
	CITIZENS OF THE WORLD CHARTER Total	1					
LOS ANGELES	CITY CHARTER MIDDLE	1		UNIVERSITY INTERN CREDENTIALS			
				Single Subject Teaching Credential	1		
						Foundational-Level General Science (Examination)	1
		2		LIMITED ASSIGNMENT PERMIT			
				General Education Limited Assignment Single Subject	2		
						Foundational-Level Mathematics	1
	CITY CHARTER MIDDLE Total	3					
LOS ANGELES	CITY HIGH	1		PROVISIONAL INTERNSHIP PERMIT			
				Provisional Internship Permit	1		
						Foreign Language: French	1
						Foreign Language: Spanish	1
	CITY HIGH Total	1					

TABLE 5C
Distribution of Intern Credentials, Permits, Credential Waivers by County, School District, Type, and by Subject Area
July 1, 2015 to June 30, 2016

County	Agency	Agency Total	Agency %	Credential Title	Credential Total	Subject Area	Subject Total
LOS ANGELES	CLAREMONT UNIFIED SCHOOL DISTRICT	1	0.3%	UNIVERSITY INTERN CREDENTIALS			
				Single Subject Teaching Credential	1		
						Foreign Language: Spanish (Examination)	1
		1	0.3%	LIMITED ASSIGNMENT PERMIT			
				General Education Limited Assignment Single Subject	1		
						Foreign Language: Spanish	1
		296	99.3%	Fully Credentialed Teachers			
	CLAREMONT UNIFIED SCHOOL DISTRICT Total	298					
LOS ANGELES	COLLEGIATE CHARTER HIGH SCHOOL OF LOS AN	2		LIMITED ASSIGNMENT PERMIT			
				General Education Limited Assignment Single Subject	2		
						Science: Biological Sciences	1
						Science: Physics	1
		2		PROVISIONAL INTERNSHIP PERMIT			
				Provisional Internship Permit	2		
						English	2
		1		CREDENTIAL WAIVERS			
				Single Subject Teaching Credential	1		
						Mathematics	1
	COLLEGIATE CHARTER HIGH SCHOOL OF LOS AN	5					
LOS ANGELES	COMMUNITY PREP ACADEMY	1		UNIVERSITY INTERN CREDENTIALS			
				Multiple Subject Teaching Credential	1		
						General Subjects (Examination)	1
		3		SHORT-TERM STAFF PERMIT			
				Short-Term Staff Permit	3		
						English	1
						General Subjects	1
						General Subjects (Examination)	1
	COMMUNITY PREP ACADEMY Total	4					
LOS ANGELES	COMPTON UNIFIED SCHOOL DISTRICT	8	0.8%	UNIVERSITY INTERN CREDENTIALS			
				Education Specialist Instruction Credential	6		
						Early Childhood Special Education	1
						Mild/Moderate Disabilities	4
						Moderate/Severe Disabilities	1
				Multiple Subject Teaching Credential	1		
						General Subjects (Examination)	1

TABLE 5C
Distribution of Intern Credentials, Permits, Credential Waivers by County, School District, Type, and by Subject Area
July 1, 2015 to June 30, 2016

County	Agency	Agency Total	Agency %	Credential Title	Credential Total	Subject Area	Subject Total
				Single Subject Teaching Credential	1		
						English	1
		7	0.7%	DISTRICT INTERNSHIP CERTIFICATES			
				District Intern Credential / Ed. Specialist	7		
						Mild/Moderate Disabilities	6
						Moderate/Severe Disabilities	1
		995	98.5%	Fully Credentialed Teachers			
	COMPTON UNIFIED SCHOOL DISTRICT Total	1010					
LOS ANGELES	COUTIN SCHOOL	1		PROVISIONAL INTERNSHIP PERMIT			
				Provisional Internship Permit	1		
						Mild/Moderate Disabilities	1
		1		CREDENTIAL WAIVERS			
				Education Specialist Instruction Credential	1		
						Mild/Moderate Disabilities	1
	COUTIN SCHOOL Total	2					
LOS ANGELES	COVINA-VALLEY UNIFIED SCHOOL DISTRICT	1	0.2%	UNIVERSITY INTERN CREDENTIALS			
				Education Specialist Instruction Credential	1		
						Mild/Moderate Disabilities	1
		1	0.2%	PROVISIONAL INTERNSHIP PERMIT			
				Provisional Internship Permit	1		
						Mild/Moderate Disabilities	1
		541	99.6%	Fully Credentialed Teachers			
	COVINA-VALLEY UNIFIED SCHOOL DISTRICT Total	543					
LOS ANGELES	CRENSHAW ARTS/TECH CHARTER HIGH	1		UNIVERSITY INTERN CREDENTIALS			
				Single Subject Teaching Credential	1		
						Foreign Language: Spanish (Examination)	1
		1		PROVISIONAL INTERNSHIP PERMIT			
				Provisional Internship Permit	1		
						Mathematics	1
	CRENSHAW ARTS/TECH CHARTER HIGH Total	2					
LOS ANGELES	CROWN PREPARATORY ACADEMY	1		UNIVERSITY INTERN CREDENTIALS			
				Education Specialist Instruction Credential	1		
						Mild/Moderate Disabilities	1
	CROWN PREPARATORY ACADEMY Total	1					
LOS ANGELES	CULVER CITY UNIFIED SCHOOL DISTRICT	2	0.7%	UNIVERSITY INTERN CREDENTIALS			

TABLE 5C
Distribution of Intern Credentials, Permits, Credential Waivers by County, School District, Type, and by Subject Area
July 1, 2015 to June 30, 2016

County	Agency	Agency Total	Agency %	Credential Title	Credential Total	Subject Area	Subject Total
				Education Specialist Instruction Credential	1		
						Mild/Moderate Disabilities	1
				Single Subject Teaching Credential	1		
						Health Science (Examination)	1
		2	0.7%	LIMITED ASSIGNMENT PERMIT			
				General Education Limited Assignment Multiple Subje	1		
						General Subjects	1
				Special Education Limited Assignment Teaching Permi	1		
						Moderate/Severe Disabilities	1
		1	0.3%	SHORT-TERM STAFF PERMIT			
				Short-Term Staff Permit	1		
						General Subjects (Examination)	1
		305	98.4%	Fully Credentialed Teachers			
	CULVER CITY UNIFIED SCHOOL DISTRICT Total	310					
LOS ANGELES	DA VINCI COMMUNICATIONS HIGH	1		UNIVERSITY INTERN CREDENTIALS			
				Single Subject Teaching Credential	1		
						Foundational-Level Mathematics (Examination)	1
	DA VINCI COMMUNICATIONS HIGH Total	1					
LOS ANGELES	DA VINCI DESIGN	3		UNIVERSITY INTERN CREDENTIALS			
				Single Subject Teaching Credential	3		
						Art (Examination)	1
						Foreign Language: Spanish (Examination)	1
						Social Science (Examination)	1
	DA VINCI DESIGN Total	3					
LOS ANGELES	DA VINCI SCIENCE	1		UNIVERSITY INTERN CREDENTIALS			
				Single Subject Teaching Credential	1		
						Science: Chemistry	1
		1		DISTRICT INTERNSHIP CERTIFICATES			
				District Intern Credential / Single Subject	1		
						Foundational-Level Mathematics (Examination)	1
	DA VINCI SCIENCE Total	2					
LOS ANGELES	DESERT SANDS CHARTER HIGH SCHOOL	3		UNIVERSITY INTERN CREDENTIALS			
				Education Specialist Instruction Credential	2		
						Mild/Moderate Disabilities	1
						Moderate/Severe Disabilities	1

TABLE 5C
Distribution of Intern Credentials, Permits, Credential Waivers by County, School District, Type, and by Subject Area
July 1, 2015 to June 30, 2016

County	Agency	Agency Total	Agency %	Credential Title	Credential Total	Subject Area	Subject Total
				Single Subject Teaching Credential	1		
						English (Examination)	1
	DESERT SANDS CHARTER HIGH SCHOOL Total	3					
LOS ANGELES	DISCOVERY CHARTER PREPARTORY SCHOOL	2		UNIVERSITY INTERN CREDENTIALS			
				Education Specialist Instruction Credential	1		
						Mild/Moderate Disabilities	1
				Single Subject Teaching Credential	1		
						English (Examination)	1
	DISCOVERY CHARTER PREPARTORY SCHOOL Total	2					
LOS ANGELES	DOWNEY UNIFIED SCHOOL DISTRICT	1	0.1%	UNIVERSITY INTERN CREDENTIALS			
				Single Subject Teaching Credential	1		
						Physical Education (Examination)	1
		2	0.2%	DISTRICT INTERNSHIP CERTIFICATES			
				District Intern Credential / Ed. Specialist	2		
						Mild/Moderate Disabilities	2
		1	0.1%	SHORT-TERM STAFF PERMIT			
				Short-Term Staff Permit	1		
						Mild/Moderate Disabilities	1
		973	99.6%	Fully Credentialed Teachers			
	DOWNEY UNIFIED SCHOOL DISTRICT Total	977					
LOS ANGELES	DUARTE UNIFIED SCHOOL DISTRICT	2	1.1%	UNIVERSITY INTERN CREDENTIALS			
				Education Specialist Instruction Credential	2		
						Mild/Moderate Disabilities	2
		1	0.5%	DISTRICT INTERNSHIP CERTIFICATES			
				District Intern Credential / Ed. Specialist	1		
						Moderate/Severe Disabilities	1
		187	98.4%	Fully Credentialed Teachers			
	DUARTE UNIFIED SCHOOL DISTRICT Total	190					
LOS ANGELES	DUBNOFF	1		LIMITED ASSIGNMENT PERMIT			
				Special Education Limited Assignment Teaching Permi	1		
						Physical and Health Impairments	1
	DUBNOFF Total	1					
LOS ANGELES	DUBNOFF CENTER FOR CHILD DEVELOPMENT	1		LIMITED ASSIGNMENT PERMIT			
				Special Education Limited Assignment Teaching Permi	1		
						Physical and Health Impairments	1

TABLE 5C
Distribution of Intern Credentials, Permits, Credential Waivers by County, School District, Type, and by Subject Area
July 1, 2015 to June 30, 2016

County	Agency	Agency Total	Agency %	Credential Title	Credential Total	Subject Area	Subject Total
		1		SHORT-TERM STAFF PERMIT			
				Short-Term Staff Permit	1		
						Mild/Moderate Disabilities	1
						Moderate/Severe Disabilities	1
		3		PROVISIONAL INTERNSHIP PERMIT			
				Provisional Internship Permit	3		
						Mild/Moderate Disabilities	3
						Moderate/Severe Disabilities	3
	DUBNOFF CENTER FOR CHILD DEVELOPMENT TO	5					
LOS ANGELES	EARLY COLLEGE ACADEMY FOR LEADERS AND SC	1		UNIVERSITY INTERN CREDENTIALS			
				Single Subject Teaching Credential	1		
						English (Examination)	1
	EARLY COLLEGE ACADEMY FOR LEADERS AND SC	1					
LOS ANGELES	EAST WHITTIER CITY ELEMENTARY SCHOOL DIST	1	0.3%	PROVISIONAL INTERNSHIP PERMIT			
				Provisional Internship Permit	1		
						Physical Education	1
		383	99.7%	Fully Credentialed Teachers			
	EAST WHITTIER CITY ELEMENTARY SCHOOL DIST	384					
LOS ANGELES	EASTSIDE UNION SCHOOL DISTRICT	1	0.6%	UNIVERSITY INTERN CREDENTIALS			
				Multiple Subject Teaching Credential	1		
						General Subjects (Examination)	1
		4	2.5%	SHORT-TERM STAFF PERMIT			
				Short-Term Staff Permit	4		
						Mathematics	1
						Mild/Moderate Disabilities	1
						Moderate/Severe Disabilities	1
						Social Science	1
		2	1.3%	PROVISIONAL INTERNSHIP PERMIT			
				Provisional Internship Permit	2		
						General Subjects	1
						Moderate/Severe Disabilities	1
		152	95.6%	Fully Credentialed Teachers			
	EASTSIDE UNION SCHOOL DISTRICT Total	159					
LOS ANGELES	ECF KAYNE - ERAS CENTER	2		SHORT-TERM STAFF PERMIT			
				Short-Term Staff Permit	2		

TABLE 5C
Distribution of Intern Credentials, Permits, Credential Waivers by County, School District, Type, and by Subject Area
July 1, 2015 to June 30, 2016

County	Agency	Agency Total	Agency %	Credential Title	Credential Total	Subject Area	Subject Total
						Mild/Moderate Disabilities	2
		2		PROVISIONAL INTERNSHIP PERMIT			
				Provisional Internship Permit	2		
						Mild/Moderate Disabilities	2
						Moderate/Severe Disabilities	1
	ECF KAYNE - ERAS CENTER Total	4					
LOS ANGELES	EL MONTE CITY SCHOOL DISTRICT	1	0.2%	UNIVERSITY INTERN CREDENTIALS			
				Education Specialist Instruction Credential	1		
						Mild/Moderate Disabilities	1
		1	0.2%	DISTRICT INTERNSHIP CERTIFICATES			
				District Intern Credential / Ed. Specialist	1		
						Mild/Moderate Disabilities	1
		437	99.5%	Fully Credentialed Teachers			
	EL MONTE CITY SCHOOL DISTRICT Total	439					
LOS ANGELES	EL MONTE UNION HIGH SCHOOL DISTRICT	1	0.2%	SHORT-TERM STAFF PERMIT			
				Short-Term Staff Permit	1		
						Mild/Moderate Disabilities	1
		439	99.8%	Fully Credentialed Teachers			
	EL MONTE UNION HIGH SCHOOL DISTRICT Total	440					
LOS ANGELES	EL RANCHO UNIFIED SCHOOL DISTRICT	1	0.3%	UNIVERSITY INTERN CREDENTIALS			
				Single Subject Teaching Credential	1		
						Science: Biological Sciences	1
		3	0.8%	LIMITED ASSIGNMENT PERMIT			
				General Education Limited Assignment Single Subject	2		
						Foreign Language: American Sign Language	1
						Foreign Language: French	1
				Special Education Limited Assignment Teaching Permi	1		
						Mild/Moderate Disabilities	1
		379	99.0%	Fully Credentialed Teachers			
	EL RANCHO UNIFIED SCHOOL DISTRICT Total	383					
LOS ANGELES	ENDEAVOR COLLEGE PREPARATORY CHARTER	1		UNIVERSITY INTERN CREDENTIALS			
				Multiple Subject Teaching Credential	1		
						General Subjects (Examination)	1
		2		SHORT-TERM STAFF PERMIT			
				Short-Term Staff Permit	2		

TABLE 5C
Distribution of Intern Credentials, Permits, Credential Waivers by County, School District, Type, and by Subject Area
July 1, 2015 to June 30, 2016

County	Agency	Agency Total	Agency %	Credential Title	Credential Total	Subject Area	Subject Total
						General Subjects	1
						General Subjects (Examination)	1
		2		PROVISIONAL INTERNSHIP PERMIT			
				Provisional Internship Permit	2		
						General Subjects	1
						Mathematics	1
	ENDEAVOR COLLEGE PREPARATORY CHARTER T	5					
LOS ANGELES	ENVIRONMENTAL CHARTER HIGH SCHOOL	1		UNIVERSITY INTERN CREDENTIALS			
				Single Subject Teaching Credential	1		
						Foreign Language: Spanish	1
	ENVIRONMENTAL CHARTER HIGH SCHOOL Total	1					
LOS ANGELES	ENVIRONMENTAL CHARTER MIDDLE SCHOOL	1		UNIVERSITY INTERN CREDENTIALS			
				Single Subject Teaching Credential	1		
						Science: Chemistry (Examination)	1
	ENVIRONMENTAL CHARTER MIDDLE SCHOOL To	1					
LOS ANGELES	ENVIRONMENTAL CHARTER MIDDLE-INGLEWOC	1		SHORT-TERM STAFF PERMIT			
				Short-Term Staff Permit	1		
						English (Examination)	1
						Social Science	1
	ENVIRONMENTAL CHARTER MIDDLE-INGLEWOC	1					
LOS ANGELES	EQUITAS ACADEMY CHARTER	1		UNIVERSITY INTERN CREDENTIALS			
				Multiple Subject Teaching Credential	1		
						General Subjects (Examination)	1
	EQUITAS ACADEMY CHARTER Total	1					
LOS ANGELES	EQUITAS ACADEMY CHARTER II	3		UNIVERSITY INTERN CREDENTIALS			
				Education Specialist Instruction Credential	2		
						Mild/Moderate Disabilities	2
				Single Subject Teaching Credential	1		
						Social Science (Examination)	1
		1		PROVISIONAL INTERNSHIP PERMIT			
				Provisional Internship Permit	1		
						Mathematics	1
	EQUITAS ACADEMY CHARTER II Total	4					
LOS ANGELES	EXTERA PUBLIC	1		DISTRICT INTERNSHIP CERTIFICATES			
				District Intern Credential / Ed. Specialist	1		

TABLE 5C
Distribution of Intern Credentials, Permits, Credential Waivers by County, School District, Type, and by Subject Area
July 1, 2015 to June 30, 2016

County	Agency	Agency Total	Agency %	Credential Title	Credential Total	Subject Area	Subject Total
						Mild/Moderate Disabilities	1
	EXTERA PUBLIC Total	1					
LOS ANGELES	FENTON AVENUE CHARTER SCHOOL (CHARTER)	1		UNIVERSITY INTERN CREDENTIALS			
				Education Specialist Instruction Credential	1		
						Mild/Moderate Disabilities	1
	FENTON AVENUE CHARTER SCHOOL (CHARTER) Total	1					
LOS ANGELES	FIVE ACRES THERAPEUTIC SCHOOL	1		UNIVERSITY INTERN CREDENTIALS			
				Education Specialist Instruction Credential	1		
						Mild/Moderate Disabilities	1
	FIVE ACRES THERAPEUTIC SCHOOL Total	1					
LOS ANGELES	FROSTIG SCHOOL	1		UNIVERSITY INTERN CREDENTIALS			
				Education Specialist Instruction Credential	1		
						Mild/Moderate Disabilities	1
	FROSTIG SCHOOL Total	1					
LOS ANGELES	GABRIELLA CHARTER	1		DISTRICT INTERNSHIP CERTIFICATES			
				District Intern Credential / Ed. Specialist	1		
						Mild/Moderate Disabilities	1
	GABRIELLA CHARTER Total	1					
LOS ANGELES	GLENDALE UNIFIED	9	0.8%	UNIVERSITY INTERN CREDENTIALS			
				Education Specialist Instruction Credential	3		
						Mild/Moderate Disabilities	2
						Moderate/Severe Disabilities	1
				Multiple Subject Teaching Credential	4		
						General Subjects (Examination)	4
				Single Subject Teaching Credential	2		
						English (Examination)	1
						Foreign Language: Korean (Examination)	1
						Social Science (Examination)	1
		2	0.2%	DISTRICT INTERNSHIP CERTIFICATES			
				District Intern Credential / Ed. Specialist	2		
						Mild/Moderate Disabilities	1
						Moderate/Severe Disabilities	1
		1	0.1%	LIMITED ASSIGNMENT PERMIT			
				Special Education Limited Assignment Teaching Permi	1		
						Moderate/Severe Disabilities	1

TABLE 5C
Distribution of Intern Credentials, Permits, Credential Waivers by County, School District, Type, and by Subject Area
July 1, 2015 to June 30, 2016

County	Agency	Agency Total	Agency %	Credential Title	Credential Total	Subject Area	Subject Total
		1147	99.0%	Fully Credentialed Teachers			
	GLENDALE UNIFIED Total	1159					
LOS ANGELES	GLENDORA UNIFIED SCHOOL DISTRICT	2	0.6%	UNIVERSITY INTERN CREDENTIALS			
				Single Subject Teaching Credential	2		
						Foreign Language: American Sign Language (Exa	1
						Foundational-Level Mathematics (Examination)	1
		1	0.3%	LIMITED ASSIGNMENT PERMIT			
				Special Education Limited Assignment Teaching Permi	1		
						Moderate/Severe Disabilities	1
		326	99.1%	Fully Credentialed Teachers			
	GLENDORA UNIFIED SCHOOL DISTRICT Total	329					
LOS ANGELES	GLOBAL EDUCATION ACADEMY	1		SHORT-TERM STAFF PERMIT			
				Short-Term Staff Permit	1		
						General Subjects (Examination)	1
	GLOBAL EDUCATION ACADEMY Total	1					
LOS ANGELES	GOETHE INTERNATIONAL CHARTER	1		LIMITED ASSIGNMENT PERMIT			
				General Education Limited Assignment Multiple Subje	1		
						General Subjects	1
	GOETHE INTERNATIONAL CHARTER Total	1					
LOS ANGELES	GORMAN LEARNING CENTER	1		UNIVERSITY INTERN CREDENTIALS			
				Multiple Subject Teaching Credential	1		
						General Subjects (Examination)	1
	GORMAN LEARNING CENTER Total	1					
LOS ANGELES	GREEN DOT PUBLIC CHARTER	41		UNIVERSITY INTERN CREDENTIALS			
				Education Specialist Instruction Credential	12		
						Mild/Moderate Disabilities	11
						Moderate/Severe Disabilities	1
				Single Subject Teaching Credential	29		
						Art (Examination)	1
						English (Examination)	8
						Foreign Language: Spanish (Examination)	2
						Foundational-Level General Science (Examinatio	5
						Foundational-Level Mathematics (Examination)	4
						Mathematics	2
						Mathematics (Examination)	1

TABLE 5C
Distribution of Intern Credentials, Permits, Credential Waivers by County, School District, Type, and by Subject Area
July 1, 2015 to June 30, 2016

County	Agency	Agency Total	Agency %	Credential Title	Credential Total	Subject Area	Subject Total
						Physical Education (Examination)	1
						Science: Biological Sciences (Examination)	2
						Science: Chemistry (Examination)	1
						Science: Physics (Examination)	1
						Social Science	1
		6		LIMITED ASSIGNMENT PERMIT			
				General Education Limited Assignment Single Subject	6		
						English	2
						Industrial and Technology Education	1
						Mathematics	1
						Science: Physics	2
		26		SHORT-TERM STAFF PERMIT			
				Short-Term Staff Permit	26		
						English	1
						Foreign Language: Spanish (Examination)	1
						Foundational-Level General Science (Examination)	1
						Mathematics	6
						Mathematics (Examination)	1
						Mild/Moderate Disabilities	7
						Moderate/Severe Disabilities	1
						Physical Education	3
						Science: Biological Sciences	2
						Science: Biological Sciences (Examination)	1
						Science: Geosciences	1
						Social Science	1
	GREEN DOT PUBLIC CHARTER Total	73					
LOS ANGELES	GUIDANCE CHARTER SCHOOL	1		UNIVERSITY INTERN CREDENTIALS			
				Single Subject Teaching Credential	1		
						Foundational-Level Mathematics (Examination)	1
		2		CREDENTIAL WAIVERS			
				Single Subject Teaching Credential	2		
						Foreign Language: Arabic	2
	GUIDANCE CHARTER SCHOOL Total	3					
LOS ANGELES	HACIENDA LA PUENTE UNIFIED SCHOOL DISTRICT	3	0.3%	UNIVERSITY INTERN CREDENTIALS			
				Education Specialist Instruction Credential	3		

TABLE 5C
Distribution of Intern Credentials, Permits, Credential Waivers by County, School District, Type, and by Subject Area
July 1, 2015 to June 30, 2016

County	Agency	Agency Total	Agency %	Credential Title	Credential Total	Subject Area	Subject Total
						Mild/Moderate Disabilities	3
		880	99.7%	Fully Credentialed Teachers			
	HACIENDA LA PUENTE UNIFIED SCHOOL DISTRIC	883					
LOS ANGELES	HAWTHORNE SCHOOL DISTRICT	1	0.2%	UNIVERSITY INTERN CREDENTIALS			
				Education Specialist Instruction Credential	1		
						Mild/Moderate Disabilities	1
		416	99.8%	Fully Credentialed Teachers			
	HAWTHORNE SCHOOL DISTRICT Total	417					
LOS ANGELES	HELP GROUP - NORTH HILLS PREP	1		SHORT-TERM STAFF PERMIT			
				Short-Term Staff Permit	1		
						Mild/Moderate Disabilities	1
						Moderate/Severe Disabilities	1
	HELP GROUP - NORTH HILLS PREP Total	1					
LOS ANGELES	HELP GROUP - PARKHILL	1		UNIVERSITY INTERN CREDENTIALS			
				Education Specialist Instruction Credential	1		
						Mild/Moderate Disabilities	1
	HELP GROUP - PARKHILL Total	1					
LOS ANGELES	HELP GROUP - WEST	1		UNIVERSITY INTERN CREDENTIALS			
				Education Specialist Instruction Credential	1		
						Mild/Moderate Disabilities	1
		2		SHORT-TERM STAFF PERMIT			
				Short-Term Staff Permit	2		
						Mild/Moderate Disabilities	1
						Moderate/Severe Disabilities	1
		1		PROVISIONAL INTERNSHIP PERMIT			
				Provisional Internship Permit	1		
						Mild/Moderate Disabilities	1
	HELP GROUP - WEST Total	4					
LOS ANGELES	HELP GROUP BRIDGEPORT	1		PROVISIONAL INTERNSHIP PERMIT			
				Provisional Internship Permit	1		
						Mild/Moderate Disabilities	1
						Moderate/Severe Disabilities	1
	HELP GROUP BRIDGEPORT Total	1					
LOS ANGELES	HILLSIDES EDUCATION CENTER	2		SHORT-TERM STAFF PERMIT			
				Short-Term Staff Permit	2		

TABLE 5C
Distribution of Intern Credentials, Permits, Credential Waivers by County, School District, Type, and by Subject Area
July 1, 2015 to June 30, 2016

County	Agency	Agency Total	Agency %	Credential Title	Credential Total	Subject Area	Subject Total
						Mild/Moderate Disabilities	2
	HILLSIDES EDUCATION CENTER Total	2					
LOS ANGELES	ICEF INGLEWOOD ELEMENTARY CHARTER ACAD	1		UNIVERSITY INTERN CREDENTIALS			
				Multiple Subject Teaching Credential	1		
						General Subjects (Examination)	1
	ICEF INGLEWOOD ELEMENTARY CHARTER ACAD	1					
LOS ANGELES	ICEF INGLEWOOD MIDDLE CHARTER ACADEMY	2		UNIVERSITY INTERN CREDENTIALS			
				Education Specialist Instruction Credential	1		
						Mild/Moderate Disabilities	1
				Single Subject Teaching Credential	1		
						Foundational-Level Mathematics (Examination)	1
	ICEF INGLEWOOD MIDDLE CHARTER ACADEMY T	2					
LOS ANGELES	ICEF VISTA ELEMENTARY ACADEMY	1		SHORT-TERM STAFF PERMIT			
				Short-Term Staff Permit	1		
						General Subjects (Examination)	1
	ICEF VISTA ELEMENTARY ACADEMY Total	1					
LOS ANGELES	ICEF VISTA MIDDLE ACADEMY	1		UNIVERSITY INTERN CREDENTIALS			
				Single Subject Teaching Credential	1		
						English (Examination)	1
		1		SHORT-TERM STAFF PERMIT			
				Short-Term Staff Permit	1		
						General Subjects	1
	ICEF VISTA MIDDLE ACADEMY Total	2					
LOS ANGELES	ILEAD INNOVATION STUDIOS	2		UNIVERSITY INTERN CREDENTIALS			
				Single Subject Teaching Credential	2		
						English (Examination)	1
						Social Science (Examination)	1
	ILEAD INNOVATION STUDIOS Total	2					
LOS ANGELES	ILEAD LANCASTER CHARTER	1		UNIVERSITY INTERN CREDENTIALS			
				Single Subject Teaching Credential	1		
						Social Science (Examination)	1
	ILEAD LANCASTER CHARTER Total	1					
LOS ANGELES	INGENIUM CHARTER	3		UNIVERSITY INTERN CREDENTIALS			
				Education Specialist Instruction Credential	1		
						Mild/Moderate Disabilities	1

TABLE 5C
Distribution of Intern Credentials, Permits, Credential Waivers by County, School District, Type, and by Subject Area
July 1, 2015 to June 30, 2016

County	Agency	Agency Total	Agency %	Credential Title	Credential Total	Subject Area	Subject Total
				Multiple Subject Teaching Credential	2		
						General Subjects (Examination)	2
	INGENIUM CHARTER Total	3					
LOS ANGELES	INGLEWOOD UNIFIED SCHOOL DISTRICT	1	0.2%	DISTRICT INTERNSHIP CERTIFICATES			
				District Intern Credential / Ed. Specialist	1		
						Mild/Moderate Disabilities	1
		3	0.5%	LIMITED ASSIGNMENT PERMIT			
				General Education Limited Assignment Single Subject	3		
						Industrial and Technology Education	2
						Mathematics	1
		1	0.2%	SHORT-TERM STAFF PERMIT			
				Short-Term Staff Permit	1		
						General Subjects	1
		2	0.3%	PROVISIONAL INTERNSHIP PERMIT			
				Provisional Internship Permit	2		
						Mild/Moderate Disabilities	2
		586	98.8%	Fully Credentialed Teachers			
	INGLEWOOD UNIFIED SCHOOL DISTRICT Total	593					
LOS ANGELES	INSTITUTE FOR THE REDESIGN OF LEARNING DB/	1		UNIVERSITY INTERN CREDENTIALS			
				Education Specialist Instruction Credential	1		
						Mild/Moderate Disabilities	1
	INSTITUTE FOR THE REDESIGN OF LEARNING DB/	1					
LOS ANGELES	INSTITUTE FOR THE REDESIGN OF LEARNING WE	2		UNIVERSITY INTERN CREDENTIALS			
				Education Specialist Instruction Credential	2		
						Moderate/Severe Disabilities	2
		1		SHORT-TERM STAFF PERMIT			
				Short-Term Staff Permit	1		
						Mild/Moderate Disabilities	1
		2		PROVISIONAL INTERNSHIP PERMIT			
				Provisional Internship Permit	2		
						Moderate/Severe Disabilities	2
	INSTITUTE FOR THE REDESIGN OF LEARNING WE	5					
LOS ANGELES	JAMES JORDAN MIDDLE	3		UNIVERSITY INTERN CREDENTIALS			
				Education Specialist Instruction Credential	1		
						Mild/Moderate Disabilities	1

TABLE 5C
Distribution of Intern Credentials, Permits, Credential Waivers by County, School District, Type, and by Subject Area
July 1, 2015 to June 30, 2016

County	Agency	Agency Total	Agency %	Credential Title	Credential Total	Subject Area	Subject Total
				Multiple Subject Teaching Credential	1		
						General Subjects (Examination)	1
				Single Subject Teaching Credential	1		
						Physical Education (Examination)	1
	JAMES JORDAN MIDDLE Total	3					
LOS ANGELES	KEPPEL UNION ELEMENTARY SCHOOL DISTRICT	2	1.6%	UNIVERSITY INTERN CREDENTIALS			
				Multiple Subject Teaching Credential	2		
						General Subjects (Examination)	2
		1	0.8%	LIMITED ASSIGNMENT PERMIT			
				Special Education Limited Assignment Teaching Permi	1		
						Mild/Moderate Disabilities	1
		125	97.7%	Fully Credentialed Teachers			
	KEPPEL UNION ELEMENTARY SCHOOL DISTRICT	128					
LOS ANGELES	KIPP ACADEMY OF INNOVATION	2		SHORT-TERM STAFF PERMIT			
				Short-Term Staff Permit	2		
						General Subjects	1
						General Subjects (Examination)	1
	KIPP ACADEMY OF INNOVATION Total	2					
LOS ANGELES	KIPP ACADEMY OF OPPORTUNITY	3		UNIVERSITY INTERN CREDENTIALS			
				Multiple Subject Teaching Credential	2		
						General Subjects (Examination)	2
				Single Subject Teaching Credential	1		
						English (Examination)	1
		2		SHORT-TERM STAFF PERMIT			
				Short-Term Staff Permit	2		
						English (Examination)	1
						General Subjects	1
		1		PROVISIONAL INTERNSHIP PERMIT			
				Provisional Internship Permit	1		
						General Subjects	1
	KIPP ACADEMY OF OPPORTUNITY Total	6					
LOS ANGELES	KIPP COMIENZA COMMUNITY PREP	1		SHORT-TERM STAFF PERMIT			
				Short-Term Staff Permit	1		
						General Subjects	1
	KIPP COMIENZA COMMUNITY PREP Total	1					

TABLE 5C
Distribution of Intern Credentials, Permits, Credential Waivers by County, School District, Type, and by Subject Area
July 1, 2015 to June 30, 2016

County	Agency	Agency Total	Agency %	Credential Title	Credential Total	Subject Area	Subject Total
LOS ANGELES	KIPP EMPOWER ACADEMY	2		UNIVERSITY INTERN CREDENTIALS			
				Multiple Subject Teaching Credential	2		
						General Subjects (Examination)	2
		1		SHORT-TERM STAFF PERMIT			
				Short-Term Staff Permit	1		
						General Subjects	1
	KIPP EMPOWER ACADEMY Total	3					
LOS ANGELES	KIPP ILUMINAR ACADEMY	1		UNIVERSITY INTERN CREDENTIALS			
				Multiple Subject Teaching Credential	1		
						General Subjects (Examination)	1
	KIPP ILUMINAR ACADEMY Total	1					
LOS ANGELES	KIPP LOS ANGELES COLLEGE PREPARATORY	3		UNIVERSITY INTERN CREDENTIALS			
				Education Specialist Instruction Credential	1		
						Mild/Moderate Disabilities	1
				Multiple Subject Teaching Credential	1		
						General Subjects (Examination)	1
				Single Subject Teaching Credential	1		
						Science: Biological Sciences	1
		1		SHORT-TERM STAFF PERMIT			
				Short-Term Staff Permit	1		
						General Subjects	1
	KIPP LOS ANGELES COLLEGE PREPARATORY Total	4					
LOS ANGELES	KIPP PHILOSOPHERS ACADEMY	1		SHORT-TERM STAFF PERMIT			
				Short-Term Staff Permit	1		
						Social Science	1
	KIPP PHILOSOPHERS ACADEMY Total	1					
LOS ANGELES	KIPP RAICES ACADEMY	1		SHORT-TERM STAFF PERMIT			
				Short-Term Staff Permit	1		
						Mild/Moderate Disabilities	1
	KIPP RAICES ACADEMY Total	1					
LOS ANGELES	KIPP SCHOLAR ACADEMY	2		UNIVERSITY INTERN CREDENTIALS			
				Multiple Subject Teaching Credential	1		
						General Subjects (Examination)	1
				Single Subject Teaching Credential	1		
						Mathematics	1

TABLE 5C
Distribution of Intern Credentials, Permits, Credential Waivers by County, School District, Type, and by Subject Area
July 1, 2015 to June 30, 2016

County	Agency	Agency Total	Agency %	Credential Title	Credential Total	Subject Area	Subject Total
	KIPP SCHOLAR ACADEMY Total	2					
LOS ANGELES	KIPP SOL ACADEMY	1		UNIVERSITY INTERN CREDENTIALS			
				Multiple Subject Teaching Credential	1		
						General Subjects (Examination)	1
		4		LIMITED ASSIGNMENT PERMIT			
				General Education Limited Assignment Single Subject	4		
						English	2
						Mathematics	1
						Science: Biological Sciences	1
	KIPP SOL ACADEMY Total	5					
LOS ANGELES	KIPP VIDA PREPARATORY ACADEMY	1		UNIVERSITY INTERN CREDENTIALS			
				Multiple Subject Teaching Credential	1		
						General Subjects (Examination)	1
		1		SHORT-TERM STAFF PERMIT			
				Short-Term Staff Permit	1		
						General Subjects	1
	KIPP VIDA PREPARATORY ACADEMY Total	2					
LOS ANGELES	LA CANADA UNIFIED SCHOOL DISTRICT	1	0.5%	PROVISIONAL INTERNSHIP PERMIT			
				Provisional Internship Permit	1		
						Science: Physics	1
		184	99.5%	Fully Credentialed Teachers			
	LA CANADA UNIFIED SCHOOL DISTRICT Total	185					
LOS ANGELES	LAKEVIEW CHARTER ACADEMY	3		UNIVERSITY INTERN CREDENTIALS			
				Education Specialist Instruction Credential	1		
						Mild/Moderate Disabilities	1
				Single Subject Teaching Credential	2		
						Foundational-Level General Science (Examination)	1
						Mathematics	1
		1		LIMITED ASSIGNMENT PERMIT			
				General Education Limited Assignment Single Subject	1		
						English	1
	LAKEVIEW CHARTER ACADEMY Total	4					
LOS ANGELES	LAKEVIEW CHARTER HIGH	1		UNIVERSITY INTERN CREDENTIALS			
				Single Subject Teaching Credential	1		
						Foundational-Level Mathematics (Examination)	1

TABLE 5C
Distribution of Intern Credentials, Permits, Credential Waivers by County, School District, Type, and by Subject Area
July 1, 2015 to June 30, 2016

County	Agency	Agency Total	Agency %	Credential Title	Credential Total	Subject Area	Subject Total
	LAKEVIEW CHARTER HIGH Total	1					
LOS ANGELES	LANCASTER ELEMENTARY SCHOOL DISTRICT	16	2.5%	UNIVERSITY INTERN CREDENTIALS			
				Education Specialist Instruction Credential	7		
						Mild/Moderate Disabilities	6
						Physical and Health Impairments	1
				Multiple Subject Teaching Credential	6		
						General Subjects (Examination)	6
				Single Subject Teaching Credential	3		
						English (Examination)	1
						Foundational-Level Mathematics (Examination)	2
		1	0.2%	LIMITED ASSIGNMENT PERMIT			
				General Education Limited Assignment Single Subject	1		
						Mathematics	1
		1	0.2%	SHORT-TERM STAFF PERMIT			
				Short-Term Staff Permit	1		
						Mild/Moderate Disabilities	1
		632	97.2%	Fully Credentialed Teachers			
	LANCASTER ELEMENTARY SCHOOL DISTRICT Total	650					
LOS ANGELES	LARCHMONT CHARTER	2		UNIVERSITY INTERN CREDENTIALS			
				Education Specialist Instruction Credential	1		
						Mild/Moderate Disabilities	1
				Multiple Subject Teaching Credential	1		
						General Subjects (Examination)	1
	LARCHMONT CHARTER Total	2					
LOS ANGELES	LAS VIRGENES UNIFIED SCHOOL DISTRICT	3	0.6%	UNIVERSITY INTERN CREDENTIALS			
				Education Specialist Instruction Credential	2		
						Mild/Moderate Disabilities	2
				Single Subject Teaching Credential	1		
						Science: Biological Sciences (Examination)	1
		2	0.4%	SHORT-TERM STAFF PERMIT			
				Short-Term Staff Permit	2		
						Foreign Language: Italian	1
						Mild/Moderate Disabilities	1
		2	0.4%	PROVISIONAL INTERNSHIP PERMIT			
				Provisional Internship Permit	2		

TABLE 5C
Distribution of Intern Credentials, Permits, Credential Waivers by County, School District, Type, and by Subject Area
July 1, 2015 to June 30, 2016

County	Agency	Agency Total	Agency %	Credential Title	Credential Total	Subject Area	Subject Total
						Mild/Moderate Disabilities	2
		460	98.5%	Fully Credentialed Teachers			
	LAS VIRGENES UNIFIED SCHOOL DISTRICT Total	467					
LOS ANGELES	LAWNDALE ELEMENTARY SCHOOL DISTRICT	1	0.3%	UNIVERSITY INTERN CREDENTIALS			
				Single Subject Teaching Credential	1		
						Foundational-Level General Science (Examination)	1
		303	99.7%	Fully Credentialed Teachers			
	LAWNDALE ELEMENTARY SCHOOL DISTRICT Total	304					
LOS ANGELES	LEEWAY SCHOOL	2		UNIVERSITY INTERN CREDENTIALS			
				Education Specialist Instruction Credential	2		
						Moderate/Severe Disabilities	2
	LEEWAY SCHOOL Total	2					
LOS ANGELES	LEROY BOYS SECONDARY SCHOOL	2		SHORT-TERM STAFF PERMIT			
				Short-Term Staff Permit	2		
						Mild/Moderate Disabilities	1
						Moderate/Severe Disabilities	2
	LEROY BOYS SECONDARY SCHOOL Total	2					
LOS ANGELES	LIBERTAS COLLEGE PREPARATORY CHARTER	1		SHORT-TERM STAFF PERMIT			
				Short-Term Staff Permit	1		
						General Subjects (Examination)	1
	LIBERTAS COLLEGE PREPARATORY CHARTER Total	1					
LOS ANGELES	LIFE SOURCE INTERNATIONAL CHARTER	1		UNIVERSITY INTERN CREDENTIALS			
				Multiple Subject Teaching Credential	1		
						General Subjects (Examination)	1
	LIFE SOURCE INTERNATIONAL CHARTER Total	1					
LOS ANGELES	LIFELINE EDUCATION CHARTER	1		UNIVERSITY INTERN CREDENTIALS			
				Multiple Subject Teaching Credential	1		
						General Subjects (Examination)	1
	LIFELINE EDUCATION CHARTER Total	1					
LOS ANGELES	LITTLE CITIZENS WESTSIDE ACADEMY	1		SHORT-TERM STAFF PERMIT			
				Short-Term Staff Permit	1		
						Mild/Moderate Disabilities	1
						Moderate/Severe Disabilities	1
		2		PROVISIONAL INTERNSHIP PERMIT			
				Provisional Internship Permit	2		

TABLE 5C
Distribution of Intern Credentials, Permits, Credential Waivers by County, School District, Type, and by Subject Area
July 1, 2015 to June 30, 2016

County	Agency	Agency Total	Agency %	Credential Title	Credential Total	Subject Area	Subject Total
						Mild/Moderate Disabilities	2
						Moderate/Severe Disabilities	2
	LITTLE CITIZENS WESTSIDE ACADEMY Total	3					
LOS ANGELES	LITTLE LAKE CITY ELEMENTARY SCHOOL DISTRICT	1	0.5%	UNIVERSITY INTERN CREDENTIALS			
				Education Specialist Instruction Credential	1		
						Mild/Moderate Disabilities	1
		2	1.0%	SHORT-TERM STAFF PERMIT			
				Short-Term Staff Permit	2		
						Early Childhood Special Education	1
						Mild/Moderate Disabilities	1
						Moderate/Severe Disabilities	1
		192	98.5%	Fully Credentialed Teachers			
	LITTLE LAKE CITY ELEMENTARY SCHOOL DISTRICT	195					
LOS ANGELES	LONG BEACH UNIFIED SCHOOL DISTRICT	7	0.2%	UNIVERSITY INTERN CREDENTIALS			
				Education Specialist Instruction Credential	5		
						Mild/Moderate Disabilities	3
						Moderate/Severe Disabilities	2
				Single Subject Teaching Credential	2		
						Foreign Language: American Sign Language (Examination)	1
						Science: Chemistry (Examination)	1
		22	0.7%	LIMITED ASSIGNMENT PERMIT			
				General Education Limited Assignment Single Subject	17		
						Art	3
						Foreign Language: Spanish	2
						Foundational-Level General Science	1
						Health Science	2
						Industrial and Technology Education	2
						Mathematics	1
						Music	1
						Physical Education	2
						Science: Biological Sciences	2
						Social Science	1
				Special Education Limited Assignment Teaching Permit	5		
						Mild/Moderate Disabilities	1
						Moderate/Severe Disabilities	4

TABLE 5C
Distribution of Intern Credentials, Permits, Credential Waivers by County, School District, Type, and by Subject Area
July 1, 2015 to June 30, 2016

County	Agency	Agency Total	Agency %	Credential Title	Credential Total	Subject Area	Subject Total
		23	0.7%	SHORT-TERM STAFF PERMIT			
				Short-Term Staff Permit	23		
						Early Childhood Special Education	4
						English	1
						English (Examination)	1
						Mathematics	1
						Mild/Moderate Disabilities	12
						Moderate/Severe Disabilities	14
						Music	1
						Social Science	2
		2	0.1%	PROVISIONAL INTERNSHIP PERMIT			
				Provisional Internship Permit	2		
						Mild/Moderate Disabilities	1
						Moderate/Severe Disabilities	1
		3	0.1%	CREDENTIAL WAIVERS			
				Education Specialist Instruction Credential	3		
		3219	98.3%	Fully Credentialed Teachers			
	LONG BEACH UNIFIED SCHOOL DISTRICT Total	3276					
LOS ANGELES	LOS ANGELES ACADEMY OF ARTS & ENTERPRISE	1		PROVISIONAL INTERNSHIP PERMIT			
				Provisional Internship Permit	1		
						Mathematics	1
	LOS ANGELES ACADEMY OF ARTS & ENTERPRISE	1					
LOS ANGELES	LOS ANGELES COUNTY OFFICE OF EDUCATION	2	0.3%	UNIVERSITY INTERN CREDENTIALS			
				Education Specialist Instruction Credential	1		
						Deaf and Hard-of-Hearing	1
				Single Subject Teaching Credential	1		
						Science: Biological Sciences (Examination)	1
		1	0.1%	LIMITED ASSIGNMENT PERMIT			
				General Education Limited Assignment Single Subject	1		
						English	1
		6	0.8%	SHORT-TERM STAFF PERMIT			
				Short-Term Staff Permit	6		
						Deaf and Hard-of-Hearing	1
						General Subjects	2
						Moderate/Severe Disabilities	2

TABLE 5C
Distribution of Intern Credentials, Permits, Credential Waivers by County, School District, Type, and by Subject Area
July 1, 2015 to June 30, 2016

County	Agency	Agency Total	Agency %	Credential Title	Credential Total	Subject Area	Subject Total
						Visual Impairments	1
		2	0.3%	PROVISIONAL INTERNSHIP PERMIT			
				Provisional Internship Permit	2		
						Mild/Moderate Disabilities	1
						Moderate/Severe Disabilities	1
		753	98.6%	Fully Credentialed Teachers			
	LOS ANGELES COUNTY OFFICE OF EDUCATION Total	764					
LOS ANGELES	LOS ANGELES INTERNATIONAL CHARTER HIGH SCHOOL	1		UNIVERSITY INTERN CREDENTIALS			
				Education Specialist Instruction Credential	1		
						Mild/Moderate Disabilities	1
	LOS ANGELES INTERNATIONAL CHARTER HIGH SCHOOL	1					
LOS ANGELES	LOS ANGELES LEADERSHIP ACADEMY	1		SHORT-TERM STAFF PERMIT			
				Short-Term Staff Permit	1		
						General Subjects	1
	LOS ANGELES LEADERSHIP ACADEMY Total	1					
LOS ANGELES	LOS ANGELES UNIFIED SCHOOL DISTRICT	152	0.5%	UNIVERSITY INTERN CREDENTIALS			
				Education Specialist Instruction Credential	134		
						Deaf and Hard-of-Hearing	3
						Early Childhood Special Education	44
						Mild/Moderate Disabilities	70
						Moderate/Severe Disabilities	15
						Visual Impairments	2
				Multiple Subject Teaching Credential	8		
						General Subjects (Examination)	8
				Single Subject Teaching Credential	10		
						English (Examination)	1
						Foundational-Level General Science (Examination)	1
						Mathematics	1
						Music (Examination)	2
						Science: Biological Sciences (Examination)	3
						Science: Chemistry (Examination)	2
						Science: Physics (Examination)	1
		235	0.7%	DISTRICT INTERNSHIP CERTIFICATES			
				District Intern Credential / Ed. Specialist	227		
						Mild/Moderate Disabilities	2

TABLE 5C
Distribution of Intern Credentials, Permits, Credential Waivers by County, School District, Type, and by Subject Area
July 1, 2015 to June 30, 2016

County	Agency	Agency Total	Agency %	Credential Title	Credential Total	Subject Area	Subject Total
						Mild/Moderate Disabilities	190
						Moderate/Severe Disabilities	51
				District Intern Credential / Multiple Subject	5		
						General Subjects (Examination)	5
				District Intern Credential / Single Subject	3		
						Foundational-Level General Science (Examination)	1
						Science: Biological Sciences (Examination)	2
		167	0.5%	LIMITED ASSIGNMENT PERMIT			
				General Education Limited Assignment Multiple Subject	1		
						General Subjects	1
				General Education Limited Assignment Single Subject	137		
						Agriculture	3
						Art	13
						Art	2
						Art (Examination)	1
						Business	1
						English	3
						English	17
						English (Examination)	1
						Foreign Language: American Sign Language	2
						Foreign Language: French	1
						Foreign Language: Korean	2
						Foreign Language: Spanish	2
						Foundational-Level General Science	1
						Health Science	8
						Health Science	27
						Health Science (Examination)	1
						Home Economics	1
						Home Economics	3
						Industrial and Technology Education	8
						Industrial and Technology Education	4
						Industrial and Technology Education (Examination)	1
						Mathematics	2
						Mathematics	9
						Music	1

TABLE 5C
Distribution of Intern Credentials, Permits, Credential Waivers by County, School District, Type, and by Subject Area
July 1, 2015 to June 30, 2016

County	Agency	Agency Total	Agency %	Credential Title	Credential Total	Subject Area	Subject Total
						Music	7
						Physical Education	2
						Physical Education	7
						Physical Education (Examination)	2
						Science: Biological Sciences	4
						Science: Biological Sciences	3
						Science: Geosciences	4
						Science: Physics	4
						Social Science	1
						Social Science	2
						Social Science (Examination)	2
				Special Education Limited Assignment Teaching Permi	29		
						Early Childhood Special Education	1
						Mild/Moderate Disabilities	2
						Mild/Moderate Disabilities	9
						Moderate/Severe Disabilities	1
						Moderate/Severe Disabilities	14
						Visual Impairments	2
		115	0.4%	SHORT-TERM STAFF PERMIT			
				Short-Term Staff Permit	115		
						Deaf and Hard-of-Hearing	1
						Early Childhood Special Education	1
						Early Childhood Special Education	16
						English	2
						Foreign Language: Italian (Examination)	1
						Foreign Language: Mandarin (Examination)	1
						General Subjects	1
						General Subjects	2
						Mild/Moderate Disabilities	69
						Moderate/Severe Disabilities	20
						Physical Education	2
		119	0.4%	PROVISIONAL INTERNSHIP PERMIT			
				Provisional Internship Permit	119		
						Deaf and Hard-of-Hearing	1
						Mild/Moderate Disabilities	90

TABLE 5C
Distribution of Intern Credentials, Permits, Credential Waivers by County, School District, Type, and by Subject Area
July 1, 2015 to June 30, 2016

County	Agency	Agency Total	Agency %	Credential Title	Credential Total	Subject Area	Subject Total
						Moderate/Severe Disabilities	29
						Visual Impairments	1
		74	0.2%	CREDENTIAL WAIVERS			
				Education Specialist Instruction Credential	74		
						Early Childhood Special Education	5
		31588	97.3%	Fully Credentialed Teachers			
	LOS ANGELES UNIFIED SCHOOL DISTRICT Total	32450					
LOS ANGELES	LOS FELIZ CHARTER SCHOOL FOR THE ARTS	1		UNIVERSITY INTERN CREDENTIALS			
				Single Subject Teaching Credential	1		
						Art (Examination)	1
	LOS FELIZ CHARTER SCHOOL FOR THE ARTS Total	1					
LOS ANGELES	LOWELL JOINT ELEMENTARY SCHOOL DISTRICT	1	0.8%	SHORT-TERM STAFF PERMIT			
				Short-Term Staff Permit	1		
						General Subjects (Examination)	1
		125	99.2%	Fully Credentialed Teachers			
	LOWELL JOINT ELEMENTARY SCHOOL DISTRICT Total	126					
LOS ANGELES	LYNWOOD UNIFIED SCHOOL DISTRICT	5	0.8%	UNIVERSITY INTERN CREDENTIALS			
				Education Specialist Instruction Credential	5		
						Mild/Moderate Disabilities	4
						Moderate/Severe Disabilities	1
		1	0.2%	DISTRICT INTERNSHIP CERTIFICATES			
				District Intern Credential / Ed. Specialist	1		
						Mild/Moderate Disabilities	1
		3	0.5%	LIMITED ASSIGNMENT PERMIT			
				General Education Limited Assignment Single Subject	1		
						Art	1
				Special Education Limited Assignment Teaching Permit	2		
						Early Childhood Special Education	1
						Physical and Health Impairments	1
		1	0.2%	PROVISIONAL INTERNSHIP PERMIT			
				Provisional Internship Permit	1		
						Music	1
		590	98.3%	Fully Credentialed Teachers			
	LYNWOOD UNIFIED SCHOOL DISTRICT Total	600					
LOS ANGELES	MAGNOLIA SCIENCE ACADEMY	1		PROVISIONAL INTERNSHIP PERMIT			

TABLE 5C
Distribution of Intern Credentials, Permits, Credential Waivers by County, School District, Type, and by Subject Area
July 1, 2015 to June 30, 2016

County	Agency	Agency Total	Agency %	Credential Title	Credential Total	Subject Area	Subject Total
				Provisional Internship Permit	1		
						Mild/Moderate Disabilities	1
	MAGNOLIA SCIENCE ACADEMY Total	1					
LOS ANGELES	MAGNOLIA SCIENCE ACADEMY 2	1		LIMITED ASSIGNMENT PERMIT			
				General Education Limited Assignment Single Subject	1		
						Foundational-Level Mathematics (Examination)	1
	MAGNOLIA SCIENCE ACADEMY 2 Total	1					
LOS ANGELES	MAGNOLIA SCIENCE ACADEMY 4	1		SHORT-TERM STAFF PERMIT			
				Short-Term Staff Permit	1		
						Foundational-Level General Science	1
	MAGNOLIA SCIENCE ACADEMY 4 Total	1					
LOS ANGELES	MAGNOLIA SCIENCE ACADEMY BELL	2		LIMITED ASSIGNMENT PERMIT			
				General Education Limited Assignment Single Subject	2		
						Business	2
	MAGNOLIA SCIENCE ACADEMY BELL Total	2					
LOS ANGELES	MANHATTAN BEACH UNIFIED SCHOOL DISTRICT	1	0.3%	UNIVERSITY INTERN CREDENTIALS			
				Single Subject Teaching Credential	1		
						Foundational-Level General Science (Examination)	1
		1	0.3%	LIMITED ASSIGNMENT PERMIT			
				General Education Limited Assignment Single Subject	1		
						Mathematics	1
		1	0.3%	SHORT-TERM STAFF PERMIT			
				Short-Term Staff Permit	1		
						Moderate/Severe Disabilities	1
		307	99.0%	Fully Credentialed Teachers			
	MANHATTAN BEACH UNIFIED SCHOOL DISTRICT	310					
LOS ANGELES	MARIANNE FROSTIG CENTER	1		UNIVERSITY INTERN CREDENTIALS			
				Education Specialist Instruction Credential	1		
						Mild/Moderate Disabilities	1
	MARIANNE FROSTIG CENTER Total	1					
LOS ANGELES	MATH AND SCIENCE COLLEGE PREPARATORY SC	1		UNIVERSITY INTERN CREDENTIALS			
				Single Subject Teaching Credential	1		
						Mathematics (Examination)	1
	MATH AND SCIENCE COLLEGE PREPARATORY SC	1					
LOS ANGELES	MISSION VIEW PUBLIC	1		UNIVERSITY INTERN CREDENTIALS			

TABLE 5C
Distribution of Intern Credentials, Permits, Credential Waivers by County, School District, Type, and by Subject Area
July 1, 2015 to June 30, 2016

County	Agency	Agency Total	Agency %	Credential Title	Credential Total	Subject Area	Subject Total
				Education Specialist Instruction Credential	1		
						Mild/Moderate Disabilities	1
		2		PROVISIONAL INTERNSHIP PERMIT			
				Provisional Internship Permit	2		
						Mild/Moderate Disabilities	2
	MISSION VIEW PUBLIC Total	3					
LOS ANGELES	MONTAGUE CHARTER ACADEMY (CHARTER)	1		SHORT-TERM STAFF PERMIT			
				Short-Term Staff Permit	1		
						General Subjects	1
		1		PROVISIONAL INTERNSHIP PERMIT			
				Provisional Internship Permit	1		
						General Subjects	1
	MONTAGUE CHARTER ACADEMY (CHARTER) Tot	2					
LOS ANGELES	MONTEBELLO UNIFIED SCHOOL DISTRICT	3	0.3%	LIMITED ASSIGNMENT PERMIT			
				Special Education Limited Assignment Teaching Permi	3		
						Mild/Moderate Disabilities	1
						Moderate/Severe Disabilities	2
		6	0.5%	SHORT-TERM STAFF PERMIT			
				Short-Term Staff Permit	6		
						Mild/Moderate Disabilities	6
		1104	99.2%	Fully Credentialed Teachers			
	MONTEBELLO UNIFIED SCHOOL DISTRICT Total	1113					
LOS ANGELES	NEW DESIGNS CHARTER	1		LIMITED ASSIGNMENT PERMIT			
				General Education Limited Assignment Single Subject	1		
						English	1
		2		CREDENTIAL WAIVERS			
				Single Subject Teaching Credential	2		
						Science: Chemistry	1
						Social Science	1
	NEW DESIGNS CHARTER Total	3					
LOS ANGELES	NEW HEIGHTS CHARTER	1		UNIVERSITY INTERN CREDENTIALS			
				Education Specialist Instruction Credential	1		
						Mild/Moderate Disabilities	1
	NEW HEIGHTS CHARTER Total	1					
LOS ANGELES	NEW HORIZONS CHARTER ACADEMY	1		UNIVERSITY INTERN CREDENTIALS			

TABLE 5C
Distribution of Intern Credentials, Permits, Credential Waivers by County, School District, Type, and by Subject Area
July 1, 2015 to June 30, 2016

County	Agency	Agency Total	Agency %	Credential Title	Credential Total	Subject Area	Subject Total
				Multiple Subject Teaching Credential	1		
						General Subjects (Examination)	1
	NEW HORIZONS CHARTER ACADEMY Total	1					
LOS ANGELES	NEW LOS ANGELES CHARTER SCHOOL	1		UNIVERSITY INTERN CREDENTIALS			
				Single Subject Teaching Credential	1		
						Foundational-Level General Science (Examination)	1
	NEW LOS ANGELES CHARTER SCHOOL Total	1					
LOS ANGELES	NEW VILLAGE CHARTER HIGH	3		SHORT-TERM STAFF PERMIT			
				Short-Term Staff Permit	3		
						Art	1
						Mathematics	1
						Social Science	1
	NEW VILLAGE CHARTER HIGH Total	3					
LOS ANGELES	NEW WEST CHARTER MIDDLE SCHOOL	1		UNIVERSITY INTERN CREDENTIALS			
				Single Subject Teaching Credential	1		
						Music (Examination)	1
	NEW WEST CHARTER MIDDLE SCHOOL Total	1					
LOS ANGELES	NEWHALL ELEMENTARY SCHOOL DISTRICT	2	0.7%	UNIVERSITY INTERN CREDENTIALS			
				Education Specialist Instruction Credential	2		
						Mild/Moderate Disabilities	2
		3	1.0%	LIMITED ASSIGNMENT PERMIT			
				Special Education Limited Assignment Teaching Permit	3		
						Moderate/Severe Disabilities	3
		1	0.3%	SHORT-TERM STAFF PERMIT			
				Short-Term Staff Permit	1		
						Mild/Moderate Disabilities	1
		300	98.0%	Fully Credentialed Teachers			
	NEWHALL ELEMENTARY SCHOOL DISTRICT Total	306					
LOS ANGELES	NORTH VALLEY MILITARY INSTITUTE COLLEGE PREP	1		LIMITED ASSIGNMENT PERMIT			
				General Education Limited Assignment Single Subject	1		
						Science: Chemistry	1
	NORTH VALLEY MILITARY INSTITUTE COLLEGE PREP	1					
LOS ANGELES	NORWALK-LA MIRADA UNIFIED SCHOOL DISTRICT	8	1.0%	UNIVERSITY INTERN CREDENTIALS			
				Education Specialist Instruction Credential	6		
						Early Childhood Special Education	1

TABLE 5C
Distribution of Intern Credentials, Permits, Credential Waivers by County, School District, Type, and by Subject Area
July 1, 2015 to June 30, 2016

County	Agency	Agency Total	Agency %	Credential Title	Credential Total	Subject Area	Subject Total
						Mild/Moderate Disabilities	3
						Moderate/Severe Disabilities	2
				Multiple Subject Teaching Credential	1		
						General Subjects (Examination)	1
				Single Subject Teaching Credential	1		
						Music	1
		1	0.1%	SHORT-TERM STAFF PERMIT			
				Short-Term Staff Permit	1		
						Moderate/Severe Disabilities	1
		804	98.9%	Fully Credentialed Teachers			
	NORWALK-LA MIRADA UNIFIED SCHOOL DISTRIC	813					
LOS ANGELES	NUEVA ESPERANZA CHARTER ACADEMY	2		UNIVERSITY INTERN CREDENTIALS			
				Single Subject Teaching Credential	2		
						Foundational-Level General Science (Examination)	1
						Foundational-Level Mathematics (Examination)	1
	NUEVA ESPERANZA CHARTER ACADEMY Total	2					
LOS ANGELES	ODYSSEY CHARTER SCHOOL (CHARTER)	1		SHORT-TERM STAFF PERMIT			
				Short-Term Staff Permit	1		
						General Subjects (Examination)	1
	ODYSSEY CHARTER SCHOOL (CHARTER) Total	1					
LOS ANGELES	OPPORTUNITIES FOR LEARNING BALDWIN PARK	1		UNIVERSITY INTERN CREDENTIALS			
				Single Subject Teaching Credential	1		
						English (Examination)	1
	OPPORTUNITIES FOR LEARNING BALDWIN PARK	1					
LOS ANGELES	OPTIONS FOR YOUTH	3		UNIVERSITY INTERN CREDENTIALS			
				Education Specialist Instruction Credential	2		
						Mild/Moderate Disabilities	2
				Single Subject Teaching Credential	1		
						Foundational-Level Mathematics (Examination)	1
	OPTIONS FOR YOUTH Total	3					
LOS ANGELES	PALISADES CHARTER HIGH SCHOOL	1		UNIVERSITY INTERN CREDENTIALS			
				Education Specialist Instruction Credential	1		
						Mild/Moderate Disabilities	1
		1		LIMITED ASSIGNMENT PERMIT			
				General Education Limited Assignment Single Subject	1		

TABLE 5C
Distribution of Intern Credentials, Permits, Credential Waivers by County, School District, Type, and by Subject Area
July 1, 2015 to June 30, 2016

County	Agency	Agency Total	Agency %	Credential Title	Credential Total	Subject Area	Subject Total
						Home Economics (Examination)	1
		1		CREDENTIAL WAIVERS			
				Education Specialist Instruction Credential	1		
	PALISADES CHARTER HIGH SCHOOL Total	3					
LOS ANGELES	PALMDALE AEROSPACE ACADEMY	1		UNIVERSITY INTERN CREDENTIALS			
				Single Subject Teaching Credential	1		
						Social Science (Examination)	1
	PALMDALE AEROSPACE ACADEMY Total	1					
LOS ANGELES	PALMDALE ELEMENTARY SCHOOL DISTRICT	2	0.2%	UNIVERSITY INTERN CREDENTIALS			
				Education Specialist Instruction Credential	1		
						Mild/Moderate Disabilities	1
				Multiple Subject Teaching Credential	1		
						General Subjects (Examination)	1
		5	0.6%	LIMITED ASSIGNMENT PERMIT			
				General Education Limited Assignment Multiple Subje	1		
						General Subjects	1
				General Education Limited Assignment Single Subject	4		
						English	1
						Mathematics	3
		3	0.3%	SHORT-TERM STAFF PERMIT			
				Short-Term Staff Permit	3		
						Mild/Moderate Disabilities	3
		4	0.5%	PROVISIONAL INTERNSHIP PERMIT			
				Provisional Internship Permit	4		
						Mild/Moderate Disabilities	2
						Moderate/Severe Disabilities	2
		882	98.4%	Fully Credentialed Teachers			
	PALMDALE ELEMENTARY SCHOOL DISTRICT Total	896					
LOS ANGELES	PALOS VERDES PENINSULA UNIFIED	1	0.2%	UNIVERSITY INTERN CREDENTIALS			
				Single Subject Teaching Credential	1		
						Foreign Language: Japanese (Examination)	1
		496	99.8%	Fully Credentialed Teachers			
	PALOS VERDES PENINSULA UNIFIED Total	497					
LOS ANGELES	PARA LOS NINOS	2		UNIVERSITY INTERN CREDENTIALS			
				Education Specialist Instruction Credential	2		

TABLE 5C
Distribution of Intern Credentials, Permits, Credential Waivers by County, School District, Type, and by Subject Area
July 1, 2015 to June 30, 2016

County	Agency	Agency Total	Agency %	Credential Title	Credential Total	Subject Area	Subject Total
						Mild/Moderate Disabilities	2
		5		PROVISIONAL INTERNSHIP PERMIT			
				Provisional Internship Permit	5		
						General Subjects	4
						Mild/Moderate Disabilities	1
	PARA LOS NINOS Total	7					
LOS ANGELES	PARA LOS NINOS EVELYN THURMAN GRATTS PR	1		PROVISIONAL INTERNSHIP PERMIT			
				Provisional Internship Permit	1		
						General Subjects	1
	PARA LOS NINOS EVELYN THURMAN GRATTS PR	1					
LOS ANGELES	PARAMOUNT UNIFIED SCHOOL DISTRICT	3	0.4%	UNIVERSITY INTERN CREDENTIALS			
				Education Specialist Instruction Credential	1		
						Mild/Moderate Disabilities	1
				Single Subject Teaching Credential	2		
						English (Examination)	1
						Foundational-Level General Science (Examination)	1
		4	0.6%	DISTRICT INTERNSHIP CERTIFICATES			
				District Intern Credential / Ed. Specialist	4		
						Mild/Moderate Disabilities	4
		1	0.1%	SHORT-TERM STAFF PERMIT			
				Short-Term Staff Permit	1		
						Mild/Moderate Disabilities	1
		716	98.9%	Fully Credentialed Teachers			
	PARAMOUNT UNIFIED SCHOOL DISTRICT Total	724					
LOS ANGELES	PASADENA UNIFIED SCHOOL DISTRICT	9	0.9%	UNIVERSITY INTERN CREDENTIALS			
				Education Specialist Instruction Credential	9		
						Mild/Moderate Disabilities	5
						Moderate/Severe Disabilities	2
						Visual Impairments	2
		4	0.4%	LIMITED ASSIGNMENT PERMIT			
				General Education Limited Assignment Multiple Subjects	1		
						General Subjects	1
				General Education Limited Assignment Single Subject	2		
						Science: Chemistry	1
						Science: Physics	1

TABLE 5C
Distribution of Intern Credentials, Permits, Credential Waivers by County, School District, Type, and by Subject Area
July 1, 2015 to June 30, 2016

County	Agency	Agency Total	Agency %	Credential Title	Credential Total	Subject Area	Subject Total
				Special Education Limited Assignment Teaching Permi	1		
						Moderate/Severe Disabilities	1
		6	0.6%	SHORT-TERM STAFF PERMIT			
				Short-Term Staff Permit	6		
						Mild/Moderate Disabilities	4
						Moderate/Severe Disabilities	1
						Music	1
		935	98.0%	Fully Credentialed Teachers			
	PASADENA UNIFIED SCHOOL DISTRICT Total	954					
LOS ANGELES	PATHWAYS COMMUNITY	2		UNIVERSITY INTERN CREDENTIALS			
				Single Subject Teaching Credential	2		
						Foreign Language: Spanish (Examination)	1
						Science: Biological Sciences (Examination)	1
	PATHWAYS COMMUNITY Total	2					
LOS ANGELES	POMONA UNIFIED SCHOOL DISTRICT	11	0.7%	UNIVERSITY INTERN CREDENTIALS			
				Education Specialist Instruction Credential	6		
						Mild/Moderate Disabilities	5
						Moderate/Severe Disabilities	1
				Single Subject Teaching Credential	5		
						English	1
						English (Examination)	1
						Music (Examination)	1
						Science: Biological Sciences (Examination)	1
						Social Science (Examination)	1
		1665	99.3%	Fully Credentialed Teachers			
	POMONA UNIFIED SCHOOL DISTRICT Total	1676					
LOS ANGELES	PORT OF LOS ANGELES HIGH	1		UNIVERSITY INTERN CREDENTIALS			
				Single Subject Teaching Credential	1		
						English	1
	PORT OF LOS ANGELES HIGH Total	1					
LOS ANGELES	PUC CALS MIDDLE AND EARLY COLLEGE HIGH	3		LIMITED ASSIGNMENT PERMIT			
				General Education Limited Assignment Single Subject	3		
						English	1
						Science: Chemistry	1
						Science: Physics	1

TABLE 5C
Distribution of Intern Credentials, Permits, Credential Waivers by County, School District, Type, and by Subject Area
July 1, 2015 to June 30, 2016

County	Agency	Agency Total	Agency %	Credential Title	Credential Total	Subject Area	Subject Total
		1		SHORT-TERM STAFF PERMIT			
				Short-Term Staff Permit	1		
						Mild/Moderate Disabilities	1
		1		PROVISIONAL INTERNSHIP PERMIT			
				Provisional Internship Permit	1		
						English	1
	PUC CALS MIDDLE AND EARLY COLLEGE HIGH TO	5					
LOS ANGELES	PUC COMMUNITY CHARTER ELEMENTARY	1		LIMITED ASSIGNMENT PERMIT			
				General Education Limited Assignment Single Subject	1		
						Music	1
		1		SHORT-TERM STAFF PERMIT			
				Short-Term Staff Permit	1		
						General Subjects (Examination)	1
	PUC COMMUNITY CHARTER ELEMENTARY Total	2					
LOS ANGELES	PUC COMMUNITY CHARTER MIDDLE AND PUC C	2		UNIVERSITY INTERN CREDENTIALS			
				Single Subject Teaching Credential	2		
						Foundational-Level Mathematics (Examination)	1
						Science: Biological Sciences (Examination)	1
		2		LIMITED ASSIGNMENT PERMIT			
				General Education Limited Assignment Single Subject	2		
						Foundational-Level General Science	2
		3		SHORT-TERM STAFF PERMIT			
				Short-Term Staff Permit	3		
						English	1
						Science: Biological Sciences	1
						Social Science	1
		1		PROVISIONAL INTERNSHIP PERMIT			
				Provisional Internship Permit	1		
						Mild/Moderate Disabilities	1
	PUC COMMUNITY CHARTER MIDDLE AND PUC C	8					
LOS ANGELES	PUC EARLY COLLEGE ACADEMY FOR LEADERS AN	1		UNIVERSITY INTERN CREDENTIALS			
				Education Specialist Instruction Credential	1		
						Mild/Moderate Disabilities	1
	PUC EARLY COLLEGE ACADEMY FOR LEADERS AN	1					
LOS ANGELES	PUC EXCEL CHARTER ACADEMY	3		UNIVERSITY INTERN CREDENTIALS			

TABLE 5C
Distribution of Intern Credentials, Permits, Credential Waivers by County, School District, Type, and by Subject Area
July 1, 2015 to June 30, 2016

County	Agency	Agency Total	Agency %	Credential Title	Credential Total	Subject Area	Subject Total
				Education Specialist Instruction Credential	1		
						Mild/Moderate Disabilities	1
				Single Subject Teaching Credential	2		
						English (Examination)	1
						Foundational-Level General Science (Examination)	1
		1		LIMITED ASSIGNMENT PERMIT			
				General Education Limited Assignment Single Subject	1		
						English	1
		1		PROVISIONAL INTERNSHIP PERMIT			
				Provisional Internship Permit	1		
						Science: Biological Sciences	1
		1		CREDENTIAL WAIVERS			
				Education Specialist Instruction Credential	1		
						Mild/Moderate Disabilities	1
	PUC EXCEL CHARTER ACADEMY Total	6					
LOS ANGELES	PUC INSPIRE CHARTER ACADEMY	2		UNIVERSITY INTERN CREDENTIALS			
				Education Specialist Instruction Credential	1		
						Mild/Moderate Disabilities	1
				Single Subject Teaching Credential	1		
						Foundational-Level General Science (Examination)	1
		1		SHORT-TERM STAFF PERMIT			
				Short-Term Staff Permit	1		
						English	1
	PUC INSPIRE CHARTER ACADEMY Total	3					
LOS ANGELES	PUC LAKEVIEW CHARTER ACADEMY	2		LIMITED ASSIGNMENT PERMIT			
				General Education Limited Assignment Single Subject	2		
						Foundational-Level Mathematics	1
						Mathematics	1
	PUC LAKEVIEW CHARTER ACADEMY Total	2					
LOS ANGELES	PUC LAKEVIEW CHARTER HIGH	1		LIMITED ASSIGNMENT PERMIT			
				General Education Limited Assignment Single Subject	1		
						Mathematics	1
		1		SHORT-TERM STAFF PERMIT			
				Short-Term Staff Permit	1		
						Music (Examination)	1

TABLE 5C
Distribution of Intern Credentials, Permits, Credential Waivers by County, School District, Type, and by Subject Area
July 1, 2015 to June 30, 2016

County	Agency	Agency Total	Agency %	Credential Title	Credential Total	Subject Area	Subject Total
	PUC LAKEVIEW CHARTER HIGH Total	2					
LOS ANGELES	PUC NUEVA ESPERANZA CHARTER ACADEMY	1		UNIVERSITY INTERN CREDENTIALS			
				Education Specialist Instruction Credential	1	Mild/Moderate Disabilities	1
		1		LIMITED ASSIGNMENT PERMIT			
				General Education Limited Assignment Single Subject	1	Science: Biological Sciences	1
	PUC NUEVA ESPERANZA CHARTER ACADEMY Total	2					
LOS ANGELES	PUC SANTA ROSA CHARTER ACADEMY	2		LIMITED ASSIGNMENT PERMIT			
				General Education Limited Assignment Single Subject	2	Foundational-Level General Science	1
						Mathematics	1
		2		PROVISIONAL INTERNSHIP PERMIT			
				Provisional Internship Permit	2	Foundational-Level General Science	1
						Mild/Moderate Disabilities	1
	PUC SANTA ROSA CHARTER ACADEMY Total	4					
LOS ANGELES	PUC TRIUMPH ACADEMY	1		LIMITED ASSIGNMENT PERMIT			
				General Education Limited Assignment Single Subject	1	Foundational-Level General Science	1
		1		SHORT-TERM STAFF PERMIT			
				Short-Term Staff Permit	1	Physical Education	1
		3		PROVISIONAL INTERNSHIP PERMIT			
				Provisional Internship Permit	3	Mathematics	1
						Mild/Moderate Disabilities	1
						Science: Biological Sciences	1
	PUC TRIUMPH ACADEMY Total	5					
LOS ANGELES	PUC TRIUMPH CHARTER ACADEMY AND PUC TRI	1		UNIVERSITY INTERN CREDENTIALS			
				Education Specialist Instruction Credential	1	Mild/Moderate Disabilities	1
		1		LIMITED ASSIGNMENT PERMIT			
				General Education Limited Assignment Single Subject	1	Science: Chemistry	1

TABLE 5C
Distribution of Intern Credentials, Permits, Credential Waivers by County, School District, Type, and by Subject Area
July 1, 2015 to June 30, 2016

County	Agency	Agency Total	Agency %	Credential Title	Credential Total	Subject Area	Subject Total
		1		SHORT-TERM STAFF PERMIT			
				Short-Term Staff Permit	1		
						Mild/Moderate Disabilities	1
	PUC TRIUMPH CHARTER ACADEMY AND PUC TRI	3					
LOS ANGELES	REDONDO BEACH UNIFIED SCHOOL DISTRICT	1	0.2%	UNIVERSITY INTERN CREDENTIALS			
				Education Specialist Instruction Credential	1		
						Moderate/Severe Disabilities	1
		414	99.8%	Fully Credentialed Teachers			
	REDONDO BEACH UNIFIED SCHOOL DISTRICT To	415					
LOS ANGELES	RENAISSANCE ARTS ACADEMY	4		UNIVERSITY INTERN CREDENTIALS			
				Multiple Subject Teaching Credential	4		
						General Subjects (Examination)	4
	RENAISSANCE ARTS ACADEMY Total	4					
LOS ANGELES	RISE KO HYANG MIDDLE	1		UNIVERSITY INTERN CREDENTIALS			
				Education Specialist Instruction Credential	1		
						Mild/Moderate Disabilities	1
	RISE KO HYANG MIDDLE Total	1					
LOS ANGELES	ROWLAND UNIFIED SCHOOL DISTRICT	1	0.2%	UNIVERSITY INTERN CREDENTIALS			
				Education Specialist Instruction Credential	1		
						Moderate/Severe Disabilities	1
		1	0.2%	LIMITED ASSIGNMENT PERMIT			
				General Education Limited Assignment Single Subject	1		
						Foreign Language: Spanish	1
		635	99.7%	Fully Credentialed Teachers			
	ROWLAND UNIFIED SCHOOL DISTRICT Total	637					
LOS ANGELES	SAN GABRIEL UNIFIED	1	0.3%	DISTRICT INTERNSHIP CERTIFICATES			
				District Intern Credential / Ed. Specialist	1		
						Mild/Moderate Disabilities	1
		305	99.7%	Fully Credentialed Teachers			
	SAN GABRIEL UNIFIED Total	306					
LOS ANGELES	SANTA CLARITA VALLEY INTERNATIONAL	1		UNIVERSITY INTERN CREDENTIALS			
				Single Subject Teaching Credential	1		
						Social Science (Examination)	1
	SANTA CLARITA VALLEY INTERNATIONAL Total	1					
LOS ANGELES	SANTA MONICA-MALIBU UNIFIED SCHOOL DISTRICT	2	0.4%	LIMITED ASSIGNMENT PERMIT			

TABLE 5C
Distribution of Intern Credentials, Permits, Credential Waivers by County, School District, Type, and by Subject Area
July 1, 2015 to June 30, 2016

County	Agency	Agency Total	Agency %	Credential Title	Credential Total	Subject Area	Subject Total
				Special Education Limited Assignment Teaching Permi	2		
						Moderate/Severe Disabilities	2
		1	0.2%	CREDENTIAL WAIVERS			
				Education Specialist Instruction Credential	1		
						Early Childhood Special Education	1
		555	99.5%	Fully Credentialed Teachers			
	SANTA MONICA-MALIBU UNIFIED SCHOOL DISTF	558					
LOS ANGELES	SAUGUS UNION ELEMENTARY SCHOOL DISTRICT	1	0.2%	LIMITED ASSIGNMENT PERMIT			
				Special Education Limited Assignment Teaching Permi	1		
						Moderate/Severe Disabilities	1
		1	0.2%	SHORT-TERM STAFF PERMIT			
				Short-Term Staff Permit	1		
						Mild/Moderate Disabilities	1
		1	0.2%	PROVISIONAL INTERNSHIP PERMIT			
				Provisional Internship Permit	1		
						Mild/Moderate Disabilities	1
		425	99.3%	Fully Credentialed Teachers			
	SAUGUS UNION ELEMENTARY SCHOOL DISTRICT	428					
LOS ANGELES	SCHOOL OF ARTS AND ENTERPRISE	4		UNIVERSITY INTERN CREDENTIALS			
				Single Subject Teaching Credential	4		
						English (Examination)	3
						Science: Biological Sciences (Examination)	1
		1		SHORT-TERM STAFF PERMIT			
				Short-Term Staff Permit	1		
						Mild/Moderate Disabilities	1
	SCHOOL OF ARTS AND ENTERPRISE Total	5					
LOS ANGELES	SLAUSON LEARNING CENTER - LOS ANGELES #1	1		LIMITED ASSIGNMENT PERMIT			
				Special Education Limited Assignment Teaching Permi	1		
						Moderate/Severe Disabilities	1
	SLAUSON LEARNING CENTER - LOS ANGELES #1	1					
LOS ANGELES	SMART START	2		PROVISIONAL INTERNSHIP PERMIT			
				Provisional Internship Permit	2		
						Early Childhood Special Education	2
						Mild/Moderate Disabilities	2
						Moderate/Severe Disabilities	2

TABLE 5C
Distribution of Intern Credentials, Permits, Credential Waivers by County, School District, Type, and by Subject Area
July 1, 2015 to June 30, 2016

County	Agency	Agency Total	Agency %	Credential Title	Credential Total	Subject Area	Subject Total
	SMART START Total	2					
LOS ANGELES	SOLEDAD ENRICHMENT ACTION CHARTER SCHO	1		LIMITED ASSIGNMENT PERMIT			
				General Education Limited Assignment Single Subject	1		
						Foreign Language: Spanish (Examination)	1
	SOLEDAD ENRICHMENT ACTION CHARTER SCHO	1					
LOS ANGELES	SOUTH BAY HIGH SCHOOL	2		UNIVERSITY INTERN CREDENTIALS			
				Education Specialist Instruction Credential	2		
						Mild/Moderate Disabilities	2
	SOUTH BAY HIGH SCHOOL Total	2					
LOS ANGELES	SOUTH PASADENA UNIFIED SCHOOL DISTRICT	1	0.5%	UNIVERSITY INTERN CREDENTIALS			
				Education Specialist Instruction Credential	1		
						Mild/Moderate Disabilities	1
		1	0.5%	SHORT-TERM STAFF PERMIT			
				Short-Term Staff Permit	1		
						Mild/Moderate Disabilities	1
		206	99.0%	Fully Credentialed Teachers			
	SOUTH PASADENA UNIFIED SCHOOL DISTRICT Total	208					
LOS ANGELES	SPECTRUM CENTER SCHOOLS - WHITTIER	1		UNIVERSITY INTERN CREDENTIALS			
				Education Specialist Instruction Credential	1		
						Mild/Moderate Disabilities	1
	SPECTRUM CENTER SCHOOLS - WHITTIER Total	1					
LOS ANGELES	STEM 3 ACADEMY	6		PROVISIONAL INTERNSHIP PERMIT			
				Provisional Internship Permit	6		
						Mild/Moderate Disabilities	6
						Moderate/Severe Disabilities	1
	STEM 3 ACADEMY Total	6					
LOS ANGELES	STUDENT EMPOWERMENT ACADEMY	1		PROVISIONAL INTERNSHIP PERMIT			
				Provisional Internship Permit	1		
						Mathematics	1
	STUDENT EMPOWERMENT ACADEMY Total	1					
LOS ANGELES	SULPHUR SPRINGS UNION ELEMENTARY SCHO	1	0.4%	UNIVERSITY INTERN CREDENTIALS			
				Education Specialist Instruction Credential	1		
						Physical and Health Impairments	1
		1	0.4%	LIMITED ASSIGNMENT PERMIT			
				Special Education Limited Assignment Teaching Permi	1		

TABLE 5C
Distribution of Intern Credentials, Permits, Credential Waivers by County, School District, Type, and by Subject Area
July 1, 2015 to June 30, 2016

County	Agency	Agency Total	Agency %	Credential Title	Credential Total	Subject Area	Subject Total
						Early Childhood Special Education	1
		1	0.4%	SHORT-TERM STAFF PERMIT			
				Short-Term Staff Permit	1		
						Physical and Health Impairments	1
		223	98.7%	Fully Credentialed Teachers			
	SULPHUR SPRINGS UNION ELEMENTARY SCHO	226					
LOS ANGELES	SUMMIT PREPARATORY CHARTER	1		PROVISIONAL INTERNSHIP PERMIT			
				Provisional Internship Permit	1		
						General Subjects	1
	SUMMIT PREPARATORY CHARTER Total	1					
LOS ANGELES	SUMMIT VIEW SCHOOL	2		PROVISIONAL INTERNSHIP PERMIT			
				Provisional Internship Permit	2		
						Mild/Moderate Disabilities	2
	SUMMIT VIEW SCHOOL Total	2					
LOS ANGELES	SUMMIT VIEW WESTSIDE SCHOOL	2		UNIVERSITY INTERN CREDENTIALS			
				Education Specialist Instruction Credential	2		
						Mild/Moderate Disabilities	2
		1		PROVISIONAL INTERNSHIP PERMIT			
				Provisional Internship Permit	1		
						Mild/Moderate Disabilities	1
	SUMMIT VIEW WESTSIDE SCHOOL Total	3					
LOS ANGELES	SUNRISE SCHOOL	2		SHORT-TERM STAFF PERMIT			
				Short-Term Staff Permit	2		
						Moderate/Severe Disabilities	2
		1		PROVISIONAL INTERNSHIP PERMIT			
				Provisional Internship Permit	1		
						Moderate/Severe Disabilities	1
	SUNRISE SCHOOL Total	3					
LOS ANGELES	SWITZER LEARNING CENTER	2		SHORT-TERM STAFF PERMIT			
				Short-Term Staff Permit	2		
						Mild/Moderate Disabilities	2
	SWITZER LEARNING CENTER Total	2					
LOS ANGELES	SYNERGY CHARTER ACADEMY	1		UNIVERSITY INTERN CREDENTIALS			
				Multiple Subject Teaching Credential	1		
						General Subjects (Examination)	1

TABLE 5C
Distribution of Intern Credentials, Permits, Credential Waivers by County, School District, Type, and by Subject Area
July 1, 2015 to June 30, 2016

County	Agency	Agency Total	Agency %	Credential Title	Credential Total	Subject Area	Subject Total
	SYNERGY CHARTER ACADEMY Total	1					
LOS ANGELES	SYNERGY KINETIC ACADEMY	1		UNIVERSITY INTERN CREDENTIALS			
				Single Subject Teaching Credential	1		
						Social Science (Examination)	1
		1		PROVISIONAL INTERNSHIP PERMIT			
				Provisional Internship Permit	1		
						Physical Education	1
	SYNERGY KINETIC ACADEMY Total	2					
LOS ANGELES	SYNERGY QUANTUM ACADEMY	4		UNIVERSITY INTERN CREDENTIALS			
				Education Specialist Instruction Credential	2		
						Mild/Moderate Disabilities	2
				Multiple Subject Teaching Credential	1		
						General Subjects (Examination)	1
				Single Subject Teaching Credential	1		
						Science: Chemistry (Examination)	1
		1		SHORT-TERM STAFF PERMIT			
				Short-Term Staff Permit	1		
						Mild/Moderate Disabilities	1
	SYNERGY QUANTUM ACADEMY Total	5					
LOS ANGELES	TEACH ACADEMY OF TECHNOLOGIES	1		UNIVERSITY INTERN CREDENTIALS			
				Education Specialist Instruction Credential	1		
						Mild/Moderate Disabilities	1
	TEACH ACADEMY OF TECHNOLOGIES Total	1					
LOS ANGELES	TEMPLE CITY UNIFIED SCHOOL DISTRICT	2	0.8%	SHORT-TERM STAFF PERMIT			
				Short-Term Staff Permit	2		
						English	1
						Mild/Moderate Disabilities	1
		253	99.2%	Fully Credentialed Teachers			
	TEMPLE CITY UNIFIED SCHOOL DISTRICT Total	255					
LOS ANGELES	THG WEST	2		PROVISIONAL INTERNSHIP PERMIT			
				Provisional Internship Permit	2		
						Mild/Moderate Disabilities	2
	THG WEST Total	2					
LOS ANGELES	TOBINWORLD*	1		DISTRICT INTERNSHIP CERTIFICATES			
				District Intern Credential / Ed. Specialist	1		

TABLE 5C
Distribution of Intern Credentials, Permits, Credential Waivers by County, School District, Type, and by Subject Area
July 1, 2015 to June 30, 2016

County	Agency	Agency Total	Agency %	Credential Title	Credential Total	Subject Area	Subject Total
						Moderate/Severe Disabilities	1
		1		LIMITED ASSIGNMENT PERMIT			
				Special Education Limited Assignment Teaching Permi	1		
						Moderate/Severe Disabilities	1
		2		SHORT-TERM STAFF PERMIT			
				Short-Term Staff Permit	2		
						Moderate/Severe Disabilities	2
	TOBINWORLD* Total	4					
LOS ANGELES	TORRANCE UNIFIED SCHOOL DISTRICT	2	0.2%	UNIVERSITY INTERN CREDENTIALS			
				Education Specialist Instruction Credential	1		
						Mild/Moderate Disabilities	1
				Single Subject Teaching Credential	1		
						Foreign Language: Japanese (Examination)	1
						Foreign Language: Spanish	1
		1	0.1%	LIMITED ASSIGNMENT PERMIT			
				Special Education Limited Assignment Teaching Permi	1		
						Moderate/Severe Disabilities	1
		5	0.5%	SHORT-TERM STAFF PERMIT			
				Short-Term Staff Permit	5		
						Mild/Moderate Disabilities	1
						Moderate/Severe Disabilities	1
						Music	2
						Science: Biological Sciences (Examination)	1
		1107	99.3%	Fully Credentialed Teachers			
	TORRANCE UNIFIED SCHOOL DISTRICT Total	1115					
LOS ANGELES	TOTAL EDUCATION SOLUTIONS	1		SHORT-TERM STAFF PERMIT			
				Short-Term Staff Permit	1		
						Mild/Moderate Disabilities	1
	TOTAL EDUCATION SOLUTIONS Total	1					
LOS ANGELES	TRIUMPH CHARTER HIGH	1		UNIVERSITY INTERN CREDENTIALS			
				Single Subject Teaching Credential	1		
						Science: Biological Sciences (Examination)	1
	TRIUMPH CHARTER HIGH Total	1					
LOS ANGELES	USC HYBRID HIGH	2		UNIVERSITY INTERN CREDENTIALS			
				Education Specialist Instruction Credential	1		

TABLE 5C
Distribution of Intern Credentials, Permits, Credential Waivers by County, School District, Type, and by Subject Area
July 1, 2015 to June 30, 2016

County	Agency	Agency Total	Agency %	Credential Title	Credential Total	Subject Area	Subject Total
						Mild/Moderate Disabilities	1
				Single Subject Teaching Credential	1		
						Biological Sciences (Specialized) (Examination)	1
		1		SHORT-TERM STAFF PERMIT			
				Short-Term Staff Permit	1		
						Physical Education	1
		2		PROVISIONAL INTERNSHIP PERMIT			
				Provisional Internship Permit	2		
						Foreign Language: Spanish	1
						Mathematics	1
	USC HYBRID HIGH Total	5					
LOS ANGELES	VALOR ACADEMY CHARTER	2		UNIVERSITY INTERN CREDENTIALS			
				Single Subject Teaching Credential	2		
						Science: Biological Sciences (Examination)	1
						Social Science (Examination)	1
		1		LIMITED ASSIGNMENT PERMIT			
				General Education Limited Assignment Single Subject	1		
						Mathematics	1
	VALOR ACADEMY CHARTER Total	3					
LOS ANGELES	VAUGHN NEXT CENTURY LEARNING CENTER (CH	1		UNIVERSITY INTERN CREDENTIALS			
				Education Specialist Instruction Credential	1		
						Mild/Moderate Disabilities	1
	VAUGHN NEXT CENTURY LEARNING CENTER (CH	1					
LOS ANGELES	VIEW PARK PREP. ACCEL. CHARTER (CHARTER)	1		UNIVERSITY INTERN CREDENTIALS			
				Single Subject Teaching Credential	1		
						Foreign Language: Spanish (Examination)	1
		1		SHORT-TERM STAFF PERMIT			
				Short-Term Staff Permit	1		
						Science: Biological Sciences	1
	VIEW PARK PREP. ACCEL. CHARTER (CHARTER) T	2					
LOS ANGELES	VILLA ESPERANZA SERVICES	1		PROVISIONAL INTERNSHIP PERMIT			
				Provisional Internship Permit	1		
						Moderate/Severe Disabilities	1
	VILLA ESPERANZA SERVICES Total	1					
LOS ANGELES	VILLAGE GLEN SCHOOL	3		UNIVERSITY INTERN CREDENTIALS			

TABLE 5C
Distribution of Intern Credentials, Permits, Credential Waivers by County, School District, Type, and by Subject Area
July 1, 2015 to June 30, 2016

County	Agency	Agency Total	Agency %	Credential Title	Credential Total	Subject Area	Subject Total
				Education Specialist Instruction Credential	3		
						Mild/Moderate Disabilities	3
		1		SHORT-TERM STAFF PERMIT			
				Short-Term Staff Permit	1		
						Mild/Moderate Disabilities	1
		3		PROVISIONAL INTERNSHIP PERMIT			
				Provisional Internship Permit	3		
						Mild/Moderate Disabilities	3
	VILLAGE GLEN SCHOOL Total	7					
LOS ANGELES	VILLAGE GLEN WESTSIDE	2		UNIVERSITY INTERN CREDENTIALS			
				Education Specialist Instruction Credential	2		
						Moderate/Severe Disabilities	2
		2		SHORT-TERM STAFF PERMIT			
				Short-Term Staff Permit	2		
						Mild/Moderate Disabilities	1
						Moderate/Severe Disabilities	1
	VILLAGE GLEN WESTSIDE Total	4					
LOS ANGELES	VISTA SCHOOL	2		UNIVERSITY INTERN CREDENTIALS			
				Education Specialist Instruction Credential	2		
						Mild/Moderate Disabilities	1
						Moderate/Severe Disabilities	1
		1		PROVISIONAL INTERNSHIP PERMIT			
				Provisional Internship Permit	1		
						Mild/Moderate Disabilities	1
	VISTA SCHOOL Total	3					
LOS ANGELES	WALNUT VALLEY UNIFIED SCHOOL DISTRICT	1	0.2%	SHORT-TERM STAFF PERMIT			
				Short-Term Staff Permit	1		
						Mild/Moderate Disabilities	1
		594	99.8%	Fully Credentialed Teachers			
	WALNUT VALLEY UNIFIED SCHOOL DISTRICT Total	595					
LOS ANGELES	WATTS LEARNING CENTER (CHARTER)	2		SHORT-TERM STAFF PERMIT			
				Short-Term Staff Permit	2		
						Foundational-Level Mathematics (Examination)	1
						General Subjects	1
		1		PROVISIONAL INTERNSHIP PERMIT			

TABLE 5C
Distribution of Intern Credentials, Permits, Credential Waivers by County, School District, Type, and by Subject Area
July 1, 2015 to June 30, 2016

County	Agency	Agency Total	Agency %	Credential Title	Credential Total	Subject Area	Subject Total
				Provisional Internship Permit	1		
						English	1
	WATTS LEARNING CENTER (CHARTER) Total	3					
LOS ANGELES	WEST COVINA UNIFIED SCHOOL DISTRICT	5	0.8%	UNIVERSITY INTERN CREDENTIALS			
				Education Specialist Instruction Credential	3		
						Mild/Moderate Disabilities	2
						Moderate/Severe Disabilities	1
				Single Subject Teaching Credential	2		
						English	1
						Physical Education (Examination)	1
		612	99.2%	Fully Credentialed Teachers			
	WEST COVINA UNIFIED SCHOOL DISTRICT Total	617					
LOS ANGELES	WESTCHESTER SECONDARY CHARTER	1		LIMITED ASSIGNMENT PERMIT			
				General Education Limited Assignment Single Subject	1		
						Mathematics	1
	WESTCHESTER SECONDARY CHARTER Total	1					
LOS ANGELES	WESTSIDE UNION ELEMENTARY SCHOOL DISTRICT	15	4.3%	UNIVERSITY INTERN CREDENTIALS			
				Education Specialist Instruction Credential	3		
						Mild/Moderate Disabilities	3
				Multiple Subject Teaching Credential	6		
						General Subjects (Examination)	6
				Single Subject Teaching Credential	6		
						English	1
						English (Examination)	1
						Physical Education	1
						Physical Education (Examination)	2
						Social Science (Examination)	1
		1	0.3%	LIMITED ASSIGNMENT PERMIT			
				Special Education Limited Assignment Teaching Permit	1		
						Moderate/Severe Disabilities	1
		1	0.3%	SHORT-TERM STAFF PERMIT			
				Short-Term Staff Permit	1		
						General Subjects (Examination)	1
		331	95.1%	Fully Credentialed Teachers			
	WESTSIDE UNION ELEMENTARY SCHOOL DISTRICT Total	348					

TABLE 5C
Distribution of Intern Credentials, Permits, Credential Waivers by County, School District, Type, and by Subject Area
July 1, 2015 to June 30, 2016

County	Agency	Agency Total	Agency %	Credential Title	Credential Total	Subject Area	Subject Total
LOS ANGELES	WHITTIER CITY SCHOOL DISTRICT	1	0.4%	DISTRICT INTERNSHIP CERTIFICATES			
				District Intern Credential / Ed. Specialist	1		
						Mild/Moderate Disabilities	1
		3	1.2%	LIMITED ASSIGNMENT PERMIT			
				General Education Limited Assignment Single Subject	3		
						Art	2
						Mathematics	1
		255	98.5%	Fully Credentialed Teachers			
	WHITTIER CITY SCHOOL DISTRICT Total	259					
LOS ANGELES	WILLIAM S. HART UNION HIGH SCHOOL DISTRICT	6	0.5%	UNIVERSITY INTERN CREDENTIALS			
				Education Specialist Instruction Credential	4		
						Mild/Moderate Disabilities	3
						Moderate/Severe Disabilities	1
				Single Subject Teaching Credential	2		
						Art (Examination)	1
						Social Science (Examination)	1
		5	0.4%	SHORT-TERM STAFF PERMIT			
				Short-Term Staff Permit	5		
						Foundational-Level Mathematics (Examination)	1
						Mild/Moderate Disabilities	2
						Moderate/Severe Disabilities	1
						Social Science (Examination)	1
		2	0.2%	PROVISIONAL INTERNSHIP PERMIT			
				Provisional Internship Permit	2		
						Art	1
						Moderate/Severe Disabilities	1
		1120	98.9%	Fully Credentialed Teachers			
	WILLIAM S. HART UNION HIGH SCHOOL DISTRICT	1133					
LOS ANGELES	WILSONA SCHOOL DISTRICT	1	2.0%	PROVISIONAL INTERNSHIP PERMIT			
				Provisional Internship Permit	1		
						General Subjects	1
		50	98.0%	Fully Credentialed Teachers			
	WILSONA SCHOOL DISTRICT Total	51					
LOS ANGELES	WISH CHARTER SCHOOLS	2		UNIVERSITY INTERN CREDENTIALS			
				Education Specialist Instruction Credential	1		

TABLE 5C
Distribution of Intern Credentials, Permits, Credential Waivers by County, School District, Type, and by Subject Area
July 1, 2015 to June 30, 2016

County	Agency	Agency Total	Agency %	Credential Title	Credential Total	Subject Area	Subject Total
						Moderate/Severe Disabilities	1
				Single Subject Teaching Credential	1		
						Science: Physics (Examination)	1
	WISH CHARTER SCHOOLS Total	2					
LOS ANGELES	YPI VALLEY PUBLIC CHARTER HIGH	1		DISTRICT INTERNSHIP CERTIFICATES			
				District Intern Credential / Ed. Specialist	1		
						Mild/Moderate Disabilities	1
		1		LIMITED ASSIGNMENT PERMIT			
				General Education Limited Assignment Single Subject	1		
						English	1
	YPI VALLEY PUBLIC CHARTER HIGH Total	2					
MADERA	BASS LAKE JOINT UNION ELEMENTARY SCHOOL I	1	2.2%	UNIVERSITY INTERN CREDENTIALS			
				Education Specialist Instruction Credential	1		
						Mild/Moderate Disabilities	1
		1	2.2%	SHORT-TERM STAFF PERMIT			
				Short-Term Staff Permit	1		
						Mild/Moderate Disabilities	1
		43	95.6%	Fully Credentialed Teachers			
	BASS LAKE JOINT UNION ELEMENTARY SCHOOL I	45					
MADERA	CHAWANAKEE UNIFIED	1	1.9%	UNIVERSITY INTERN CREDENTIALS			
				Multiple Subject Teaching Credential	1		
						General Subjects (Examination)	1
		4	7.7%	SHORT-TERM STAFF PERMIT			
				Short-Term Staff Permit	4		
						Foreign Language: Spanish	1
						General Subjects (Examination)	2
						Mild/Moderate Disabilities	1
		1	1.9%	PROVISIONAL INTERNSHIP PERMIT			
				Provisional Internship Permit	1		
						Foreign Language: Spanish	1
		46	88.5%	Fully Credentialed Teachers			
	CHAWANAKEE UNIFIED Total	52					
MADERA	CHOWCHILLA ELEMENTARY SCHOOL DISTRICT	1	1.0%	DISTRICT INTERNSHIP CERTIFICATES			
				District Intern Credential / Ed. Specialist	1		
						Early Childhood Special Education	1

TABLE 5C
Distribution of Intern Credentials, Permits, Credential Waivers by County, School District, Type, and by Subject Area
July 1, 2015 to June 30, 2016

County	Agency	Agency Total	Agency %	Credential Title	Credential Total	Subject Area	Subject Total
						Mild/Moderate Disabilities	1
		4	4.0%	SHORT-TERM STAFF PERMIT			
				Short-Term Staff Permit	4		
						General Subjects	1
						General Subjects (Examination)	3
		94	95.0%	Fully Credentialed Teachers			
	CHOWCHILLA ELEMENTARY SCHOOL DISTRICT Total	99					
MADERA	CHOWCHILLA UNION HIGH SCHOOL DISTRICT	1	2.1%	PROVISIONAL INTERNSHIP PERMIT			
				Provisional Internship Permit	1		
						English	1
		46	97.9%	Fully Credentialed Teachers			
	CHOWCHILLA UNION HIGH SCHOOL DISTRICT Total	47					
MADERA	GOLDEN VALLEY UNIFIED SCHOOL DISTRICT	2	2.1%	UNIVERSITY INTERN CREDENTIALS			
				Education Specialist Instruction Credential	2		
						Mild/Moderate Disabilities	1
						Moderate/Severe Disabilities	1
		92	97.9%	Fully Credentialed Teachers			
	GOLDEN VALLEY UNIFIED SCHOOL DISTRICT Total	94					
MADERA	MADERA COUNTY OFFICE OF EDUCATION	1	1.3%	UNIVERSITY INTERN CREDENTIALS			
				Education Specialist Instruction Credential	1		
						Moderate/Severe Disabilities	1
		1	1.3%	LIMITED ASSIGNMENT PERMIT			
				General Education Limited Assignment Single Subject	1		
						Social Science	1
		6	7.7%	SHORT-TERM STAFF PERMIT			
				Short-Term Staff Permit	6		
						Early Childhood Special Education	1
						General Subjects (Examination)	1
						Mild/Moderate Disabilities	1
						Moderate/Severe Disabilities	2
						Visual Impairments	1
		8	10.3%	PROVISIONAL INTERNSHIP PERMIT			
				Provisional Internship Permit	8		
						General Subjects	3
						Mild/Moderate Disabilities	1

TABLE 5C
Distribution of Intern Credentials, Permits, Credential Waivers by County, School District, Type, and by Subject Area
July 1, 2015 to June 30, 2016

County	Agency	Agency Total	Agency %	Credential Title	Credential Total	Subject Area	Subject Total
						Moderate/Severe Disabilities	4
		62	79.5%	Fully Credentialed Teachers			
	MADERA COUNTY OFFICE OF EDUCATION Total	78					
MADERA	MADERA UNIFIED SCHOOL DISTRICT	23	2.4%	UNIVERSITY INTERN CREDENTIALS			
				Education Specialist Instruction Credential	8		
						Mild/Moderate Disabilities	8
				Multiple Subject Teaching Credential	5		
						General Subjects (Examination)	5
				Single Subject Teaching Credential	10		
						Biological Sciences (Specialized) (Examination)	1
						English	1
						Foreign Language: Spanish	1
						Mathematics	2
						Music (Examination)	1
						Physical Education	1
						Science: Biological Sciences (Examination)	3
		29	3.1%	SHORT-TERM STAFF PERMIT			
				Short-Term Staff Permit	29		
						Early Childhood Special Education	1
						Foreign Language: Spanish	1
						General Subjects	5
						General Subjects (Examination)	2
						Mathematics	5
						Mild/Moderate Disabilities	13
						Physical Education	1
						Science: Biological Sciences (Examination)	1
		11	1.2%	PROVISIONAL INTERNSHIP PERMIT			
				Provisional Internship Permit	11		
						General Subjects	4
						Mathematics	3
						Mild/Moderate Disabilities	2
						Science: Biological Sciences	1
						Science: Geosciences	1
		885	93.4%	Fully Credentialed Teachers			
	MADERA UNIFIED SCHOOL DISTRICT Total	948					

TABLE 5C
Distribution of Intern Credentials, Permits, Credential Waivers by County, School District, Type, and by Subject Area
July 1, 2015 to June 30, 2016

County	Agency	Agency Total	Agency %	Credential Title	Credential Total	Subject Area	Subject Total
MADERA	MINARETS JOINT UNION HIGH	1		UNIVERSITY INTERN CREDENTIALS			
				Single Subject Teaching Credential	1		
						Mathematics (Examination)	1
						Physics (Specialized) (Examination)	1
	MINARETS JOINT UNION HIGH Total	1					
MADERA	RAYMOND-KNOWLES UNION ELEMENTARY	1	20.0%	SHORT-TERM STAFF PERMIT			
				Short-Term Staff Permit	1		
						Mild/Moderate Disabilities	1
		4	80.0%	Fully Credentialed Teachers			
	RAYMOND-KNOWLES UNION ELEMENTARY Total	5					
MADERA	SHERMAN THOMAS CHARTER SCHOOL	1		PROVISIONAL INTERNSHIP PERMIT			
				Provisional Internship Permit	1		
						Mathematics	1
	SHERMAN THOMAS CHARTER SCHOOL Total	1					
MARIN	ANOVA CENTER FOR EDUCATION	1		UNIVERSITY INTERN CREDENTIALS			
				Education Specialist Instruction Credential	1		
						Mild/Moderate Disabilities	1
		2		PROVISIONAL INTERNSHIP PERMIT			
				Provisional Internship Permit	2		
						Mild/Moderate Disabilities	1
						Moderate/Severe Disabilities	1
	ANOVA CENTER FOR EDUCATION Total	3					
MARIN	DIXIE ELEMENTARY SCHOOL DISTRICT	1	1.0%	LIMITED ASSIGNMENT PERMIT			
				General Education Limited Assignment Single Subject	1		
						English	1
		102	99.0%	Fully Credentialed Teachers			
	DIXIE ELEMENTARY SCHOOL DISTRICT Total	103					
MARIN	IRENE M HUNT SCHOOL OF MARIN	1		UNIVERSITY INTERN CREDENTIALS			
				Education Specialist Instruction Credential	1		
						Mild/Moderate Disabilities	1
	IRENE M HUNT SCHOOL OF MARIN Total	1					
MARIN	LARKSPUR ELEMENTARY	1	1.3%	LIMITED ASSIGNMENT PERMIT			
				General Education Limited Assignment Single Subject	1		
						Foundational-Level Mathematics	1
		78	98.7%	Fully Credentialed Teachers			

TABLE 5C
Distribution of Intern Credentials, Permits, Credential Waivers by County, School District, Type, and by Subject Area
July 1, 2015 to June 30, 2016

County	Agency	Agency Total	Agency %	Credential Title	Credential Total	Subject Area	Subject Total
	LARKSPUR ELEMENTARY Total	79					
MARIN	MARIN COUNTY OFFICE OF EDUCATION	1	3.7%	UNIVERSITY INTERN CREDENTIALS			
				Education Specialist Instruction Credential	1		
						Visual Impairments	1
		1	3.7%	LIMITED ASSIGNMENT PERMIT			
				Special Education Limited Assignment Teaching Permi	1		
						Early Childhood Special Education	1
		1	3.7%	PROVISIONAL INTERNSHIP PERMIT			
				Provisional Internship Permit	1		
						Moderate/Severe Disabilities	1
						Physical and Health Impairments	1
		24	88.9%	Fully Credentialed Teachers			
	MARIN COUNTY OFFICE OF EDUCATION Total	27					
MARIN	MILL VALLEY ELEMENTARY SCHOOL DISTRICT	1	0.6%	UNIVERSITY INTERN CREDENTIALS			
				Education Specialist Instruction Credential	1		
						Mild/Moderate Disabilities	1
		1	0.6%	LIMITED ASSIGNMENT PERMIT			
				General Education Limited Assignment Single Subject	1		
						Science: Geosciences	1
		169	98.8%	Fully Credentialed Teachers			
	MILL VALLEY ELEMENTARY SCHOOL DISTRICT To	171					
MARIN	NOVATO UNIFIED SCHOOL DISTRICT	1	0.3%	UNIVERSITY INTERN CREDENTIALS			
				Single Subject Teaching Credential	1		
						Science: Geosciences (Examination)	1
		4	1.0%	LIMITED ASSIGNMENT PERMIT			
				General Education Limited Assignment Multiple Subje	1		
						General Subjects (Examination)	1
				General Education Limited Assignment Single Subject	3		
						Art	1
						Foundational-Level Mathematics	1
						Science: Physics	1
		1	0.3%	SHORT-TERM STAFF PERMIT			
				Short-Term Staff Permit	1		
						General Subjects (Examination)	1
		1	0.3%	PROVISIONAL INTERNSHIP PERMIT			

TABLE 5C
Distribution of Intern Credentials, Permits, Credential Waivers by County, School District, Type, and by Subject Area
July 1, 2015 to June 30, 2016

County	Agency	Agency Total	Agency %	Credential Title	Credential Total	Subject Area	Subject Total
				Provisional Internship Permit	1		
						Music	1
		396	98.3%	Fully Credentialed Teachers			
	NOVATO UNIFIED SCHOOL DISTRICT Total	403					
MARIN	REED UNION ELEMENTARY	1	1.3%	UNIVERSITY INTERN CREDENTIALS			
				Multiple Subject Teaching Credential	1		
						General Subjects (Examination)	1
		1	1.3%	LIMITED ASSIGNMENT PERMIT			
				General Education Limited Assignment Single Subject	1		
						Mathematics	1
		1	1.3%	SHORT-TERM STAFF PERMIT			
				Short-Term Staff Permit	1		
						Music (Examination)	1
		76	96.2%	Fully Credentialed Teachers			
	REED UNION ELEMENTARY Total	79					
MARIN	ROSS ELEMENTARY	1	3.2%	UNIVERSITY INTERN CREDENTIALS			
				Education Specialist Instruction Credential	1		
						Mild/Moderate Disabilities	1
		30	96.8%	Fully Credentialed Teachers			
	ROSS ELEMENTARY Total	31					
MARIN	ROSS VALLEY SCHOOL DISTRICT	2	1.6%	UNIVERSITY INTERN CREDENTIALS			
				Single Subject Teaching Credential	2		
						English (Examination)	1
						Foreign Language: Spanish (Examination)	1
						Social Science (Examination)	1
		3	2.4%	LIMITED ASSIGNMENT PERMIT			
				General Education Limited Assignment Single Subject	3		
						Foundational-Level General Science	1
						Mathematics	1
						Physical Education	1
		1	0.8%	SHORT-TERM STAFF PERMIT			
				Short-Term Staff Permit	1		
						English (Examination)	1
						Social Science (Examination)	1
		120	95.2%	Fully Credentialed Teachers			

TABLE 5C
Distribution of Intern Credentials, Permits, Credential Waivers by County, School District, Type, and by Subject Area
July 1, 2015 to June 30, 2016

County	Agency	Agency Total	Agency %	Credential Title	Credential Total	Subject Area	Subject Total
	ROSS VALLEY SCHOOL DISTRICT Total	126					
MARIN	SAN RAFAEL CITY ELEMENTARY SCHOOL DISTRIC	2	0.9%	UNIVERSITY INTERN CREDENTIALS			
				Education Specialist Instruction Credential	2		
						Mild/Moderate Disabilities	2
		2	0.9%	LIMITED ASSIGNMENT PERMIT			
				General Education Limited Assignment Single Subject	2		
						Foundational-Level General Science	1
						Foundational-Level Mathematics	1
		1	0.5%	SHORT-TERM STAFF PERMIT			
				Short-Term Staff Permit	1		
						General Subjects (Examination)	1
		1	0.5%	PROVISIONAL INTERNSHIP PERMIT			
				Provisional Internship Permit	1		
						Mild/Moderate Disabilities	1
		210	97.2%	Fully Credentialed Teachers			
	SAN RAFAEL CITY ELEMENTARY SCHOOL DISTRIC	216					
MARIN	SAN RAFAEL CITY HIGH SCHOOL DISTRICT	1	0.9%	UNIVERSITY INTERN CREDENTIALS			
				Single Subject Teaching Credential	1		
						English (Examination)	1
		112	99.1%	Fully Credentialed Teachers			
	SAN RAFAEL CITY HIGH SCHOOL DISTRICT Total	113					
MARIN	SHORELINE UNIFIED	2	4.7%	LIMITED ASSIGNMENT PERMIT			
				General Education Limited Assignment Multiple Subje	1		
						General Subjects	1
				General Education Limited Assignment Single Subject	1		
						Foundational-Level General Science	1
		41	95.4%	Fully Credentialed Teachers			
	SHORELINE UNIFIED Total	43					
MARIPOSA	MARIPOSA COUNTY UNIFIED SCHOOL DISTRICT	1	1.0%	UNIVERSITY INTERN CREDENTIALS			
				Multiple Subject Teaching Credential	1		
						General Subjects (Examination)	1
		1	1.0%	PROVISIONAL INTERNSHIP PERMIT			
				Provisional Internship Permit	1		
						Moderate/Severe Disabilities	1
		100	98.0%	Fully Credentialed Teachers			

TABLE 5C
Distribution of Intern Credentials, Permits, Credential Waivers by County, School District, Type, and by Subject Area
July 1, 2015 to June 30, 2016

County	Agency	Agency Total	Agency %	Credential Title	Credential Total	Subject Area	Subject Total
	MARIPOSA COUNTY UNIFIED SCHOOL DISTRICT	102					
MARIPOSA	SIERRA FOOTHILL CHARTER	2		PROVISIONAL INTERNSHIP PERMIT			
				Provisional Internship Permit	2		
						General Subjects	2
	SIERRA FOOTHILL CHARTER Total	2					
MENDOCINO	ANDERSON VALLEY UNIFIED	2	5.6%	UNIVERSITY INTERN CREDENTIALS			
				Multiple Subject Teaching Credential	1		
						General Subjects (Examination)	1
				Single Subject Teaching Credential	1		
						Foreign Language: Spanish	1
		1	2.8%	SHORT-TERM STAFF PERMIT			
				Short-Term Staff Permit	1		
						General Subjects (Examination)	1
		2	5.6%	PROVISIONAL INTERNSHIP PERMIT			
				Provisional Internship Permit	2		
						Foreign Language: Spanish	1
						General Subjects	1
		31	86.1%	Fully Credentialed Teachers			
	ANDERSON VALLEY UNIFIED Total	36					
MENDOCINO	FORT BRAGG UNIFIED SCHOOL DISTRICT	1	0.9%	UNIVERSITY INTERN CREDENTIALS			
				Education Specialist Instruction Credential	1		
						Mild/Moderate Disabilities	1
		3	2.6%	LIMITED ASSIGNMENT PERMIT			
				General Education Limited Assignment Single Subject	2		
						Industrial and Technology Education	1
						Mathematics	1
				Special Education Limited Assignment Teaching Permi	1		
						Moderate/Severe Disabilities	1
		4	3.5%	SHORT-TERM STAFF PERMIT			
				Short-Term Staff Permit	4		
						General Subjects (Examination)	2
						Mild/Moderate Disabilities	1
						Moderate/Severe Disabilities	1
		2	1.8%	PROVISIONAL INTERNSHIP PERMIT			
				Provisional Internship Permit	2		

TABLE 5C
Distribution of Intern Credentials, Permits, Credential Waivers by County, School District, Type, and by Subject Area
July 1, 2015 to June 30, 2016

County	Agency	Agency Total	Agency %	Credential Title	Credential Total	Subject Area	Subject Total
						General Subjects	1
						Music	1
		104	91.2%	Fully Credentialed Teachers			
	FORT BRAGG UNIFIED SCHOOL DISTRICT Total	114					
MENDOCINO	LA VIDA CHARTER	1		PROVISIONAL INTERNSHIP PERMIT			
				Provisional Internship Permit	1		
						General Subjects	1
	LA VIDA CHARTER Total	1					
MENDOCINO	LAYTONVILLE UNIFIED SCHOOL DISTRICT	2	8.0%	UNIVERSITY INTERN CREDENTIALS			
				Multiple Subject Teaching Credential	2		
						General Subjects (Examination)	2
		2	8.0%	PROVISIONAL INTERNSHIP PERMIT			
				Provisional Internship Permit	2		
						Moderate/Severe Disabilities	1
						Physical Education	1
		21	84.0%	Fully Credentialed Teachers			
	LAYTONVILLE UNIFIED SCHOOL DISTRICT Total	25					
MENDOCINO	MENDOCINO COUNTY OFFICE OF EDUCATION	2	20.0%	SHORT-TERM STAFF PERMIT			
				Short-Term Staff Permit	2		
						General Subjects (Examination)	1
						Mild/Moderate Disabilities	1
		8	80.0%	Fully Credentialed Teachers			
	MENDOCINO COUNTY OFFICE OF EDUCATION Total	10					
MENDOCINO	MENDOCINO UNIFIED SCHOOL DISTRICT	1	2.4%	LIMITED ASSIGNMENT PERMIT			
				General Education Limited Assignment Single Subject	1		
						Physical Education	1
		40	97.6%	Fully Credentialed Teachers			
	MENDOCINO UNIFIED SCHOOL DISTRICT Total	41					
MENDOCINO	PACIFIC COMMUNITY CHARTER SCHOOL	1		SHORT-TERM STAFF PERMIT			
				Short-Term Staff Permit	1		
						General Subjects (Examination)	1
	PACIFIC COMMUNITY CHARTER SCHOOL Total	1					
MENDOCINO	POINT ARENA JOINT UNION HIGH SCHOOL DISTRICT	1	8.3%	SHORT-TERM STAFF PERMIT			
				Short-Term Staff Permit	1		
						English (Examination)	1

TABLE 5C
Distribution of Intern Credentials, Permits, Credential Waivers by County, School District, Type, and by Subject Area
July 1, 2015 to June 30, 2016

County	Agency	Agency Total	Agency %	Credential Title	Credential Total	Subject Area	Subject Total
		1	8.3%	PROVISIONAL INTERNSHIP PERMIT			
				Provisional Internship Permit	1		
						General Subjects	1
		1	8.3%	CREDENTIAL WAIVERS			
				Single Subject Teaching Credential	1		
						Music	1
		9	75.0%	Fully Credentialed Teachers			
	POINT ARENA JOINT UNION HIGH SCHOOL DISTRICT	12					
MENDOCINO	POTTER VALLEY COMMUNITY UNIFIED	1	5.6%	LIMITED ASSIGNMENT PERMIT			
				General Education Limited Assignment Multiple Subject	1		
						General Subjects	1
		2	11.1%	PROVISIONAL INTERNSHIP PERMIT			
				Provisional Internship Permit	2		
						General Subjects	2
		15	83.3%	Fully Credentialed Teachers			
	POTTER VALLEY COMMUNITY UNIFIED Total	18					
MENDOCINO	ROUND VALLEY UNIFIED SCHOOL DISTRICT	1	3.3%	UNIVERSITY INTERN CREDENTIALS			
				Education Specialist Instruction Credential	1		
						Mild/Moderate Disabilities	1
		2	6.7%	PROVISIONAL INTERNSHIP PERMIT			
				Provisional Internship Permit	2		
						Agriculture	1
						General Subjects	1
		27	90.0%	Fully Credentialed Teachers			
	ROUND VALLEY UNIFIED SCHOOL DISTRICT Total	30					
MENDOCINO	UKIAH UNIFIED SCHOOL DISTRICT	7	2.0%	UNIVERSITY INTERN CREDENTIALS			
				Education Specialist Instruction Credential	1		
						Moderate/Severe Disabilities	1
				Multiple Subject Teaching Credential	2		
						General Subjects (Examination)	2
				Single Subject Teaching Credential	4		
						English (Examination)	3
						Science: Geosciences (Examination)	1
		1	0.3%	LIMITED ASSIGNMENT PERMIT			
				General Education Limited Assignment Multiple Subject	1		

TABLE 5C
Distribution of Intern Credentials, Permits, Credential Waivers by County, School District, Type, and by Subject Area
July 1, 2015 to June 30, 2016

County	Agency	Agency Total	Agency %	Credential Title	Credential Total	Subject Area	Subject Total
		11	3.2%	SHORT-TERM STAFF PERMIT		General Subjects	1
				Short-Term Staff Permit	11		
						Early Childhood Special Education	1
						English	1
						English (Examination)	2
						General Subjects	3
						General Subjects (Examination)	1
						Mathematics	1
						Moderate/Severe Disabilities	1
						Physical Education (Examination)	1
		10	2.9%	PROVISIONAL INTERNSHIP PERMIT			
				Provisional Internship Permit	10		
						Foreign Language: Spanish	1
						General Subjects	3
						Mild/Moderate Disabilities	1
						Moderate/Severe Disabilities	4
						Social Science	1
		1	0.3%	CREDENTIAL WAIVERS			
				Single Subject Teaching Credential	1		
						Physical Education	1
		316	91.3%	Fully Credentialed Teachers			
	UKIAH UNIFIED SCHOOL DISTRICT Total	346					
MENDOCINO	WILLITS CHARTER SCHOOL (CHARTER)	1		UNIVERSITY INTERN CREDENTIALS			
				Multiple Subject Teaching Credential	1		
						General Subjects (Examination)	1
		1		SHORT-TERM STAFF PERMIT			
				Short-Term Staff Permit	1		
						General Subjects (Examination)	1
	WILLITS CHARTER SCHOOL (CHARTER) Total	2					
MENDOCINO	WILLITS UNIFIED SCHOOL DISTRICT	1	1.0%	UNIVERSITY INTERN CREDENTIALS			
				Education Specialist Instruction Credential	1		
						Moderate/Severe Disabilities	1
		2	1.9%	LIMITED ASSIGNMENT PERMIT			
				General Education Limited Assignment Multiple Subje	1		

TABLE 5C
Distribution of Intern Credentials, Permits, Credential Waivers by County, School District, Type, and by Subject Area
July 1, 2015 to June 30, 2016

County	Agency	Agency Total	Agency %	Credential Title	Credential Total	Subject Area	Subject Total
						General Subjects (Examination)	1
				General Education Limited Assignment Single Subject	1		
						Science: Physics	1
		2	1.9%	SHORT-TERM STAFF PERMIT			
				Short-Term Staff Permit	2		
						General Subjects (Examination)	1
						Moderate/Severe Disabilities	1
		99	95.2%	Fully Credentialed Teachers			
	WILLITS UNIFIED SCHOOL DISTRICT Total	104					
MERCED	ATWATER ELEMENTARY SCHOOL DISTRICT	6	2.8%	UNIVERSITY INTERN CREDENTIALS			
				Education Specialist Instruction Credential	2		
						Mild/Moderate Disabilities	2
				Multiple Subject Teaching Credential	3		
						General Subjects (Examination)	3
				Single Subject Teaching Credential	1		
						English (Examination)	1
		2	0.9%	LIMITED ASSIGNMENT PERMIT			
				General Education Limited Assignment Single Subject	2		
						Foundational-Level General Science	1
						Foundational-Level Mathematics	1
		3	1.4%	SHORT-TERM STAFF PERMIT			
				Short-Term Staff Permit	3		
						Foundational-Level Mathematics (Examination)	1
						General Subjects (Examination)	1
						Mild/Moderate Disabilities	1
		1	0.5%	PROVISIONAL INTERNSHIP PERMIT			
				Provisional Internship Permit	1		
						Mild/Moderate Disabilities	1
		200	94.3%	Fully Credentialed Teachers			
	ATWATER ELEMENTARY SCHOOL DISTRICT Total	212					
MERCED	BALLICO-CRESSEY ELEMENTARY SCHOOL DISTRICT	1	5.0%	PROVISIONAL INTERNSHIP PERMIT			
				Provisional Internship Permit	1		
						General Subjects	1
		19	95.0%	Fully Credentialed Teachers			
	BALLICO-CRESSEY ELEMENTARY SCHOOL DISTRICT	20					

TABLE 5C
Distribution of Intern Credentials, Permits, Credential Waivers by County, School District, Type, and by Subject Area
July 1, 2015 to June 30, 2016

County	Agency	Agency Total	Agency %	Credential Title	Credential Total	Subject Area	Subject Total
MERCED	CREATIVE ALTERNATIVES INC.	1		PROVISIONAL INTERNSHIP PERMIT			
				Provisional Internship Permit	1		
						Mild/Moderate Disabilities	1
	CREATIVE ALTERNATIVES INC. Total	1					
MERCED	DELHI UNIFIED SCHOOL DISTRICT	2	1.3%	UNIVERSITY INTERN CREDENTIALS			
				Education Specialist Instruction Credential	1		
						Mild/Moderate Disabilities	1
				Single Subject Teaching Credential	1		
						English (Examination)	1
		1	0.7%	LIMITED ASSIGNMENT PERMIT			
				General Education Limited Assignment Single Subject	1		
						English	1
		1	0.7%	SHORT-TERM STAFF PERMIT			
				Short-Term Staff Permit	1		
						Physical Education (Examination)	1
		6	3.9%	PROVISIONAL INTERNSHIP PERMIT			
				Provisional Internship Permit	6		
						Mathematics	1
						Mild/Moderate Disabilities	2
						Music	2
						Social Science	1
		144	93.5%	Fully Credentialed Teachers			
	DELHI UNIFIED SCHOOL DISTRICT Total	154					
MERCED	DOS PALOS ORO-LOMA JOINT UNIFIED SCHOOL	3	2.8%	UNIVERSITY INTERN CREDENTIALS			
				Single Subject Teaching Credential	3		
						English (Examination)	1
						Physical Education (Examination)	1
						Social Science (Examination)	1
		8	7.6%	PROVISIONAL INTERNSHIP PERMIT			
				Provisional Internship Permit	8		
						English	1
						Foundational-Level General Science	1
						General Subjects	3
						Mathematics	1
						Mild/Moderate Disabilities	2

TABLE 5C
Distribution of Intern Credentials, Permits, Credential Waivers by County, School District, Type, and by Subject Area
July 1, 2015 to June 30, 2016

County	Agency	Agency Total	Agency %	Credential Title	Credential Total	Subject Area	Subject Total
		95	89.6%	Fully Credentialed Teachers			
	DOS PALOS ORO-LOMA JOINT UNIFIED SCHOOL	106					
MERCED	EL NIDO ELEMENTARY SCHOOL DISTRICT	1		PROVISIONAL INTERNSHIP PERMIT			
				Provisional Internship Permit	1		
						General Subjects	1
	EL NIDO ELEMENTARY SCHOOL DISTRICT Total	1					
MERCED	GREEN VALLEY CHARTER	1		SHORT-TERM STAFF PERMIT			
				Short-Term Staff Permit	1		
						General Subjects (Examination)	1
	GREEN VALLEY CHARTER Total	1					
MERCED	GUSTINE UNIFIED SCHOOL DISTRICT	2	2.4%	UNIVERSITY INTERN CREDENTIALS			
				Education Specialist Instruction Credential	2		
						Mild/Moderate Disabilities	2
		1	1.2%	DISTRICT INTERNSHIP CERTIFICATES			
				District Intern Credential / Single Subject	1		
						Science: Biological Sciences (Examination)	1
		2	2.4%	SHORT-TERM STAFF PERMIT			
				Short-Term Staff Permit	2		
						General Subjects	1
						Physical Education	1
		79	94.1%	Fully Credentialed Teachers			
	GUSTINE UNIFIED SCHOOL DISTRICT Total	84					
MERCED	HILMAR UNIFIED SCHOOL DISTRICT	1	0.9%	UNIVERSITY INTERN CREDENTIALS			
				Education Specialist Instruction Credential	1		
						Mild/Moderate Disabilities	1
		1	0.9%	SHORT-TERM STAFF PERMIT			
				Short-Term Staff Permit	1		
						General Subjects (Examination)	1
		110	98.2%	Fully Credentialed Teachers			
	HILMAR UNIFIED SCHOOL DISTRICT Total	112					
MERCED	LE GRAND UNION HIGH SCHOOL DISTRICT	1	3.6%	UNIVERSITY INTERN CREDENTIALS			
				Education Specialist Instruction Credential	1		
						Mild/Moderate Disabilities	1
		27	96.4%	Fully Credentialed Teachers			
	LE GRAND UNION HIGH SCHOOL DISTRICT Total	28					

TABLE 5C
Distribution of Intern Credentials, Permits, Credential Waivers by County, School District, Type, and by Subject Area
July 1, 2015 to June 30, 2016

County	Agency	Agency Total	Agency %	Credential Title	Credential Total	Subject Area	Subject Total
MERCED	LIVINGSTON UNION SCHOOL DISTRICT	1	0.9%	UNIVERSITY INTERN CREDENTIALS			
				Education Specialist Instruction Credential	1		
						Mild/Moderate Disabilities	1
		1	0.9%	SHORT-TERM STAFF PERMIT			
				Short-Term Staff Permit	1		
						General Subjects (Examination)	1
		116	98.3%	Fully Credentialed Teachers			
	LIVINGSTON UNION SCHOOL DISTRICT Total	118					
MERCED	LOS BANOS UNIFIED SCHOOL DISTRICT	8	2.0%	UNIVERSITY INTERN CREDENTIALS			
				Education Specialist Instruction Credential	2		
						Mild/Moderate Disabilities	2
				Multiple Subject Teaching Credential	2		
						General Subjects (Examination)	2
				Single Subject Teaching Credential	4		
						Agriculture	1
						Foundational-Level Mathematics (Examination)	1
						Mathematics (Examination)	1
						Social Science (Examination)	1
		4	1.0%	LIMITED ASSIGNMENT PERMIT			
				General Education Limited Assignment Multiple Subje	1		
						General Subjects	1
				General Education Limited Assignment Single Subject	3		
						English	2
						Foundational-Level General Science	1
		15	3.7%	SHORT-TERM STAFF PERMIT			
				Short-Term Staff Permit	15		
						English	1
						English (Examination)	1
						Foreign Language: Spanish (Examination)	1
						General Subjects (Examination)	7
						Mild/Moderate Disabilities	4
						Social Science (Examination)	1
		13	3.2%	PROVISIONAL INTERNSHIP PERMIT			
				Provisional Internship Permit	13		
						Agriculture	1

TABLE 5C
Distribution of Intern Credentials, Permits, Credential Waivers by County, School District, Type, and by Subject Area
July 1, 2015 to June 30, 2016

County	Agency	Agency Total	Agency %	Credential Title	Credential Total	Subject Area	Subject Total
						English	1
						General Subjects	3
						Mathematics	5
						Mild/Moderate Disabilities	1
						Science: Biological Sciences	1
						Science: Chemistry	1
						Science: Physics	1
		366	90.2%	Fully Credentialed Teachers			
	LOS BANOS UNIFIED SCHOOL DISTRICT Total	406					
MERCED	MCSWAIN UNION ELEMENTARY SCHOOL DISTRICT	1	2.4%	LIMITED ASSIGNMENT PERMIT			
				General Education Limited Assignment Single Subject	1		
						English	1
		1	2.4%	SHORT-TERM STAFF PERMIT			
				Short-Term Staff Permit	1		
						General Subjects (Examination)	1
		39	95.1%	Fully Credentialed Teachers			
	MCSWAIN UNION ELEMENTARY SCHOOL DISTRICT	41					
MERCED	MERCED CITY ELEMENTARY SCHOOL DISTRICT	3	0.6%	UNIVERSITY INTERN CREDENTIALS			
				Education Specialist Instruction Credential	1		
						Mild/Moderate Disabilities	1
				Multiple Subject Teaching Credential	2		
						General Subjects (Examination)	2
		9	1.9%	LIMITED ASSIGNMENT PERMIT			
				General Education Limited Assignment Multiple Subject	2		
						General Subjects	2
				General Education Limited Assignment Single Subject	6		
						Foundational-Level General Science	3
						Mathematics	2
						Physical Education	1
				Special Education Limited Assignment Teaching Permit	1		
						Mild/Moderate Disabilities	1
		6	1.3%	SHORT-TERM STAFF PERMIT			
				Short-Term Staff Permit	6		
						English (Examination)	1
						General Subjects (Examination)	5

TABLE 5C
Distribution of Intern Credentials, Permits, Credential Waivers by County, School District, Type, and by Subject Area
July 1, 2015 to June 30, 2016

County	Agency	Agency Total	Agency %	Credential Title	Credential Total	Subject Area	Subject Total
		21	4.4%	PROVISIONAL INTERNSHIP PERMIT			
				Provisional Internship Permit	21		
						Art	1
						English	2
						Foundational-Level Mathematics	1
						General Subjects	15
						Mathematics	2
		436	91.8%	Fully Credentialed Teachers			
	MERCED CITY ELEMENTARY SCHOOL DISTRICT Total	475					
MERCED	MERCED COUNTY OFFICE OF EDUCATION	19	20.0%	UNIVERSITY INTERN CREDENTIALS			
				Education Specialist Instruction Credential	19		
						Early Childhood Special Education	10
						Mild/Moderate Disabilities	3
						Moderate/Severe Disabilities	6
		1	1.1%	LIMITED ASSIGNMENT PERMIT			
				General Education Limited Assignment Single Subject	1		
						Art	1
		7	7.4%	SHORT-TERM STAFF PERMIT			
				Short-Term Staff Permit	7		
						Early Childhood Special Education	4
						Mild/Moderate Disabilities	2
						Moderate/Severe Disabilities	1
		3	3.2%	PROVISIONAL INTERNSHIP PERMIT			
				Provisional Internship Permit	3		
						Deaf and Hard-of-Hearing	1
						Moderate/Severe Disabilities	2
		65	68.4%	Fully Credentialed Teachers			
	MERCED COUNTY OFFICE OF EDUCATION Total	95					
MERCED	MERCED UNION HIGH SCHOOL DISTRICT	7	1.4%	UNIVERSITY INTERN CREDENTIALS			
				Education Specialist Instruction Credential	1		
						Mild/Moderate Disabilities	1
				Single Subject Teaching Credential	6		
						Agriculture	1
						English (Examination)	1
						Health Science (Examination)	1

TABLE 5C
Distribution of Intern Credentials, Permits, Credential Waivers by County, School District, Type, and by Subject Area
July 1, 2015 to June 30, 2016

County	Agency	Agency Total	Agency %	Credential Title	Credential Total	Subject Area	Subject Total
						Home Economics (Examination)	1
						Mathematics	1
						Science: Biological Sciences (Examination)	2
		9	1.8%	LIMITED ASSIGNMENT PERMIT			
				General Education Limited Assignment Single Subject	9		
						English	2
						English (Examination)	1
						Health Science	2
						Health Science (Examination)	1
						Home Economics	1
						Science: Chemistry	2
						Science: Geosciences	1
		7	1.4%	SHORT-TERM STAFF PERMIT			
				Short-Term Staff Permit	7		
						Art (Examination)	1
						English (Examination)	1
						Mathematics (Examination)	1
						Mild/Moderate Disabilities	1
						Physical Education (Examination)	1
						Science: Biological Sciences (Examination)	1
						Social Science (Examination)	1
		11	2.2%	PROVISIONAL INTERNSHIP PERMIT			
				Provisional Internship Permit	11		
						Agriculture	1
						English	3
						Home Economics	1
						Mathematics	1
						Mild/Moderate Disabilities	4
						Social Science	1
		457	93.1%	Fully Credentialed Teachers			
	MERCED UNION HIGH SCHOOL DISTRICT Total	491					
MERCED	PLAINSBURG UNION ELEMENTARY SCHOOL DIST	1	16.7%	UNIVERSITY INTERN CREDENTIALS			
				Multiple Subject Teaching Credential	1		
						General Subjects (Examination)	1
		1	16.7%	SHORT-TERM STAFF PERMIT			

TABLE 5C
Distribution of Intern Credentials, Permits, Credential Waivers by County, School District, Type, and by Subject Area
July 1, 2015 to June 30, 2016

County	Agency	Agency Total	Agency %	Credential Title	Credential Total	Subject Area	Subject Total
				Short-Term Staff Permit	1		
						General Subjects (Examination)	1
		4	66.7%	Fully Credentialed Teachers			
	PLAINSBURG UNION ELEMENTARY SCHOOL DIST	6					
MERCED	PLANADA ELEMENTARY SCHOOL DISTRICT SCHO	1	2.6%	UNIVERSITY INTERN CREDENTIALS			
				Education Specialist Instruction Credential	1		
						Mild/Moderate Disabilities	1
		3	7.9%	SHORT-TERM STAFF PERMIT			
				Short-Term Staff Permit	3		
						General Subjects (Examination)	1
						Mild/Moderate Disabilities	1
						Physical Education	1
		1	2.6%	PROVISIONAL INTERNSHIP PERMIT			
				Provisional Internship Permit	1		
						General Subjects	1
		33	86.8%	Fully Credentialed Teachers			
	PLANADA ELEMENTARY SCHOOL DISTRICT SCHO	38					
MERCED	WINTON ELEMENTARY SCHOOL DISTRICT	3	3.5%	SHORT-TERM STAFF PERMIT			
				Short-Term Staff Permit	3		
						General Subjects (Examination)	3
		2	2.4%	PROVISIONAL INTERNSHIP PERMIT			
				Provisional Internship Permit	2		
						General Subjects	2
		80	94.1%	Fully Credentialed Teachers			
	WINTON ELEMENTARY SCHOOL DISTRICT Total	85					
MODOC	MODOC COUNTY OFFICE OF EDUCATION	1	8.3%	UNIVERSITY INTERN CREDENTIALS			
				Multiple Subject Teaching Credential	1		
						General Subjects (Examination)	1
		4	33.3%	SHORT-TERM STAFF PERMIT			
				Short-Term Staff Permit	4		
						Mild/Moderate Disabilities	1
						Moderate/Severe Disabilities	3
		7	58.3%	Fully Credentialed Teachers			
	MODOC COUNTY OFFICE OF EDUCATION Total	12					
MODOC	MODOC JOINT UNIFIED SCHOOL DISTRICT	2	4.4%	PROVISIONAL INTERNSHIP PERMIT			

TABLE 5C
Distribution of Intern Credentials, Permits, Credential Waivers by County, School District, Type, and by Subject Area
July 1, 2015 to June 30, 2016

County	Agency	Agency Total	Agency %	Credential Title	Credential Total	Subject Area	Subject Total
				Provisional Internship Permit	2		
						General Subjects	2
		44	95.7%	Fully Credentialed Teachers			
	MODOC JOINT UNIFIED SCHOOL DISTRICT Total	46					
MODOC	SURPRISE VALLEY JOINT UNIFIED SCHOOL DISTRICT	1	10.0%	PROVISIONAL INTERNSHIP PERMIT			
				Provisional Internship Permit	1		
						Social Science	1
		9	90.0%	Fully Credentialed Teachers			
	SURPRISE VALLEY JOINT UNIFIED SCHOOL DISTRICT	10					
MONO	EASTERN SIERRA UNIFIED	1	2.8%	UNIVERSITY INTERN CREDENTIALS			
				Education Specialist Instruction Credential	1		
						Mild/Moderate Disabilities	1
		2	5.6%	SHORT-TERM STAFF PERMIT			
				Short-Term Staff Permit	2		
						General Subjects (Examination)	1
						Science: Geosciences (Examination)	1
		33	91.7%	Fully Credentialed Teachers			
	EASTERN SIERRA UNIFIED Total	36					
MONO	MAMMOTH UNIFIED	1	1.6%	LIMITED ASSIGNMENT PERMIT			
				General Education Limited Assignment Single Subject	1		
						Mathematics	1
		60	98.4%	Fully Credentialed Teachers			
	MAMMOTH UNIFIED Total	61					
MONTEREY	ALISAL UNION ELEMENTARY SCHOOL DISTRICT	7	2.0%	UNIVERSITY INTERN CREDENTIALS			
				Education Specialist Instruction Credential	2		
						Mild/Moderate Disabilities	2
				Multiple Subject Teaching Credential	5		
						General Subjects (Examination)	5
		1	0.3%	LIMITED ASSIGNMENT PERMIT			
				General Education Limited Assignment Single Subject	1		
						Foreign Language: Spanish	1
		7	2.0%	SHORT-TERM STAFF PERMIT			
				Short-Term Staff Permit	7		
						General Subjects	1
						General Subjects (Examination)	6

TABLE 5C
Distribution of Intern Credentials, Permits, Credential Waivers by County, School District, Type, and by Subject Area
July 1, 2015 to June 30, 2016

County	Agency	Agency Total	Agency %	Credential Title	Credential Total	Subject Area	Subject Total
		24	6.8%	PROVISIONAL INTERNSHIP PERMIT			
				Provisional Internship Permit	24		
						General Subjects	23
						Mild/Moderate Disabilities	1
		1	0.3%	CREDENTIAL WAIVERS			
				Multiple Subject Teaching Credential	1		
						General Subjects	1
		312	88.6%	Fully Credentialed Teachers			
	ALISAL UNION ELEMENTARY SCHOOL DISTRICT T	352					
MONTEREY	CARMEL UNIFIED SCHOOL DISTRICT	1	0.6%	LIMITED ASSIGNMENT PERMIT			
				General Education Limited Assignment Single Subject	1		
						Health Science	1
		157	99.4%	Fully Credentialed Teachers			
	CARMEL UNIFIED SCHOOL DISTRICT Total	158					
MONTEREY	CHUALAR UNION ELEMENTARY	2	12.5%	SHORT-TERM STAFF PERMIT			
				Short-Term Staff Permit	2		
						General Subjects	2
		14	87.5%	Fully Credentialed Teachers			
	CHUALAR UNION ELEMENTARY Total	16					
MONTEREY	GONZALES UNIFIED SCHOOL DISTRICT	7	5.8%	UNIVERSITY INTERN CREDENTIALS			
				Education Specialist Instruction Credential	1		
						Moderate/Severe Disabilities	1
				Multiple Subject Teaching Credential	3		
						General Subjects (Examination)	3
				Single Subject Teaching Credential	3		
						Business (Examination)	1
						English	1
						Social Science (Examination)	1
		7	5.8%	LIMITED ASSIGNMENT PERMIT			
				General Education Limited Assignment Single Subject	7		
						English	5
						Mathematics	1
						Science: Geosciences	1
		8	6.7%	SHORT-TERM STAFF PERMIT			
				Short-Term Staff Permit	8		

TABLE 5C
Distribution of Intern Credentials, Permits, Credential Waivers by County, School District, Type, and by Subject Area
July 1, 2015 to June 30, 2016

County	Agency	Agency Total	Agency %	Credential Title	Credential Total	Subject Area	Subject Total
						Art	1
						Business (Examination)	1
						General Subjects	2
						Mathematics	1
						Mild/Moderate Disabilities	2
						Science: Physics	1
		1	0.8%	CREDENTIAL WAIVERS			
				Single Subject Teaching Credential	1		
						Mathematics	1
		97	80.8%	Fully Credentialed Teachers			
	GONZALES UNIFIED SCHOOL DISTRICT Total	120					
MONTEREY	GREENFIELD UNION ELEMENTARY	7	4.4%	UNIVERSITY INTERN CREDENTIALS			
				Multiple Subject Teaching Credential	7		
						General Subjects (Examination)	7
		3	1.9%	LIMITED ASSIGNMENT PERMIT			
				General Education Limited Assignment Single Subject	1		
						Mathematics	1
				Special Education Limited Assignment Teaching Permi	2		
						Mild/Moderate Disabilities	2
		4	2.5%	SHORT-TERM STAFF PERMIT			
				Short-Term Staff Permit	4		
						General Subjects (Examination)	3
						Physical Education	1
		17	10.7%	PROVISIONAL INTERNSHIP PERMIT			
				Provisional Internship Permit	17		
						English	1
						Foundational-Level General Science	1
						General Subjects	12
						Moderate/Severe Disabilities	2
						Music	1
		128	80.5%	Fully Credentialed Teachers			
	GREENFIELD UNION ELEMENTARY Total	159					
MONTEREY	INTERNATIONAL SCHOOL OF MONTEREY	1		UNIVERSITY INTERN CREDENTIALS			
				Multiple Subject Teaching Credential	1		
						General Subjects (Examination)	1

TABLE 5C
Distribution of Intern Credentials, Permits, Credential Waivers by County, School District, Type, and by Subject Area
July 1, 2015 to June 30, 2016

County	Agency	Agency Total	Agency %	Credential Title	Credential Total	Subject Area	Subject Total
	INTERNATIONAL SCHOOL OF MONTEREY Total	1					
MONTEREY	KING CITY UNION ELEMENTARY SCHOOL DISTRICT	1	0.7%	UNIVERSITY INTERN CREDENTIALS			
				Multiple Subject Teaching Credential	1		
						General Subjects (Examination)	1
		3	2.1%	LIMITED ASSIGNMENT PERMIT			
				General Education Limited Assignment Multiple Subject Teaching Credential	3		
						General Subjects	1
						General Subjects (Examination)	2
		138	97.2%	Fully Credentialed Teachers			
	KING CITY UNION ELEMENTARY SCHOOL DISTRICT Total	142					
MONTEREY	LAGUNITA	1	20.0%	UNIVERSITY INTERN CREDENTIALS			
				Multiple Subject Teaching Credential	1		
						General Subjects (Examination)	1
		4	80.0%	Fully Credentialed Teachers			
	LAGUNITA Total	5					
MONTEREY	MISSION UNION ELEMENTARY	1	12.5%	UNIVERSITY INTERN CREDENTIALS			
				Multiple Subject Teaching Credential	1		
						General Subjects (Examination)	1
		7	87.5%	Fully Credentialed Teachers			
	MISSION UNION ELEMENTARY Total	8					
MONTEREY	MONTEREY BAY CHARTER SCHOOL	1		UNIVERSITY INTERN CREDENTIALS			
				Education Specialist Instruction Credential	1		
						Mild/Moderate Disabilities	1
		1		SHORT-TERM STAFF PERMIT			
				Short-Term Staff Permit	1		
						General Subjects	1
	MONTEREY BAY CHARTER SCHOOL Total	2					
MONTEREY	MONTEREY COUNTY OFFICE OF EDUCATION	1	0.7%	UNIVERSITY INTERN CREDENTIALS			
				Education Specialist Instruction Credential	1		
						Early Childhood Special Education	1
		1	0.7%	LIMITED ASSIGNMENT PERMIT			
				Special Education Limited Assignment Teaching Permit	1		
						Early Childhood Special Education	1
		4	2.9%	SHORT-TERM STAFF PERMIT			
				Short-Term Staff Permit	4		

TABLE 5C
Distribution of Intern Credentials, Permits, Credential Waivers by County, School District, Type, and by Subject Area
July 1, 2015 to June 30, 2016

County	Agency	Agency Total	Agency %	Credential Title	Credential Total	Subject Area	Subject Total
						Deaf and Hard-of-Hearing	1
						English	1
						Mild/Moderate Disabilities	2
		130	95.6%	Fully Credentialed Teachers			
	MONTEREY COUNTY OFFICE OF EDUCATION Tot:	136					
MONTEREY	MONTEREY PENINSULA UNIFIED SCHOOL DISTRI	7	1.2%	UNIVERSITY INTERN CREDENTIALS			
				Education Specialist Instruction Credential	3		
						Mild/Moderate Disabilities	1
						Moderate/Severe Disabilities	2
				Multiple Subject Teaching Credential	2		
						General Subjects (Examination)	2
				Single Subject Teaching Credential	2		
						English (Examination)	1
						Science: Biological Sciences (Examination)	1
		8	1.4%	LIMITED ASSIGNMENT PERMIT			
				General Education Limited Assignment Multiple Subje	1		
						General Subjects	1
				General Education Limited Assignment Single Subject	7		
						English	1
						Foreign Language: American Sign Language	2
						Physical Education	2
						Science: Chemistry	1
						Social Science	1
		1	0.2%	SHORT-TERM STAFF PERMIT			
				Short-Term Staff Permit	1		
						Science: Chemistry (Examination)	1
		551	97.2%	Fully Credentialed Teachers			
	MONTEREY PENINSULA UNIFIED SCHOOL DISTRI	567					
MONTEREY	NORTH MONTEREY COUNTY UNIFIED SCHOOL D	8	3.7%	UNIVERSITY INTERN CREDENTIALS			
				Education Specialist Instruction Credential	3		
						Moderate/Severe Disabilities	3
				Multiple Subject Teaching Credential	5		
						General Subjects (Examination)	5
		1	0.5%	SHORT-TERM STAFF PERMIT			
				Short-Term Staff Permit	1		

TABLE 5C
Distribution of Intern Credentials, Permits, Credential Waivers by County, School District, Type, and by Subject Area
July 1, 2015 to June 30, 2016

County	Agency	Agency Total	Agency %	Credential Title	Credential Total	Subject Area	Subject Total
		208	95.9%	Fully Credentialed Teachers		Mathematics	1
	NORTH MONTEREY COUNTY UNIFIED SCHOOL D	217					
MONTEREY	OASIS CHARTER PUBLIC SCHOOL	2		UNIVERSITY INTERN CREDENTIALS			
				Multiple Subject Teaching Credential	2		
						General Subjects (Examination)	2
		1		SHORT-TERM STAFF PERMIT			
				Short-Term Staff Permit	1		
						General Subjects	1
	OASIS CHARTER PUBLIC SCHOOL Total	3					
MONTEREY	SALINAS CITY ELEMENTARY	7	2.0%	UNIVERSITY INTERN CREDENTIALS			
				Multiple Subject Teaching Credential	7		
						General Subjects (Examination)	7
		8	2.3%	SHORT-TERM STAFF PERMIT			
				Short-Term Staff Permit	8		
						General Subjects	3
						General Subjects (Examination)	2
						Mild/Moderate Disabilities	1
						Moderate/Severe Disabilities	2
		15	4.3%	PROVISIONAL INTERNSHIP PERMIT			
				Provisional Internship Permit	15		
						General Subjects	12
						Mild/Moderate Disabilities	3
		1	0.3%	CREDENTIAL WAIVERS			
				Multiple Subject Teaching Credential	1		
						General Subjects	1
		319	91.1%	Fully Credentialed Teachers			
	SALINAS CITY ELEMENTARY Total	350					
MONTEREY	SALINAS UNION HIGH SCHOOL DISTRICT	19	2.9%	UNIVERSITY INTERN CREDENTIALS			
				Education Specialist Instruction Credential	5		
						Mild/Moderate Disabilities	3
						Moderate/Severe Disabilities	2
				Single Subject Teaching Credential	14		
						English	5
						English (Examination)	1

TABLE 5C
Distribution of Intern Credentials, Permits, Credential Waivers by County, School District, Type, and by Subject Area
July 1, 2015 to June 30, 2016

County	Agency	Agency Total	Agency %	Credential Title	Credential Total	Subject Area	Subject Total
						Foreign Language: Spanish (Examination)	1
						Foundational-Level Mathematics (Examination)	1
						Mathematics	2
						Music (Examination)	1
						Science: Biological Sciences (Examination)	1
						Science: Physics (Examination)	1
						Social Science (Examination)	1
		2	0.3%	LIMITED ASSIGNMENT PERMIT			
				General Education Limited Assignment Single Subject	2		
						Health Science	1
						Mathematics	1
		2	0.3%	SHORT-TERM STAFF PERMIT			
				Short-Term Staff Permit	2		
						English	1
						Science: Biological Sciences (Examination)	1
		11	1.7%	PROVISIONAL INTERNSHIP PERMIT			
				Provisional Internship Permit	11		
						English	2
						Health Science	1
						Mild/Moderate Disabilities	6
						Science: Biological Sciences	2
						Social Science	1
		630	94.9%	Fully Credentialed Teachers			
	SALINAS UNION HIGH SCHOOL DISTRICT Total	664					
MONTEREY	SAN ANTONIO UNION ELEMENTARY SCHOOL DISTRICT	1	11.1%	UNIVERSITY INTERN CREDENTIALS			
				Multiple Subject Teaching Credential	1		
						General Subjects (Examination)	1
		8	88.9%	Fully Credentialed Teachers			
	SAN ANTONIO UNION ELEMENTARY SCHOOL DISTRICT	9					
MONTEREY	SAN ARDO UNION ELEMENTARY SCHOOL DISTRICT	1	14.3%	SHORT-TERM STAFF PERMIT			
				Short-Term Staff Permit	1		
						General Subjects (Examination)	1
		6	85.7%	Fully Credentialed Teachers			
	SAN ARDO UNION ELEMENTARY SCHOOL DISTRICT	7					
MONTEREY	SANTA RITA UNION ELEMENTARY SCHOOL DISTRICT	7	4.9%	UNIVERSITY INTERN CREDENTIALS			

TABLE 5C
Distribution of Intern Credentials, Permits, Credential Waivers by County, School District, Type, and by Subject Area
July 1, 2015 to June 30, 2016

County	Agency	Agency Total	Agency %	Credential Title	Credential Total	Subject Area	Subject Total
				Multiple Subject Teaching Credential	6		
						General Subjects (Examination)	6
				Single Subject Teaching Credential	1		
						Mathematics	1
		135	95.1%	Fully Credentialed Teachers			
	SANTA RITA UNION ELEMENTARY SCHOOL DISTRICT	142					
MONTEREY	SOLEDAD UNIFIED SCHOOL DISTRICT	8	3.7%	UNIVERSITY INTERN CREDENTIALS			
				Education Specialist Instruction Credential	2		
						Mild/Moderate Disabilities	2
				Multiple Subject Teaching Credential	2		
						General Subjects (Examination)	2
				Single Subject Teaching Credential	4		
						Foreign Language: Spanish (Examination)	2
						Physical Education (Examination)	1
						Social Science (Examination)	1
		3	1.4%	LIMITED ASSIGNMENT PERMIT			
				General Education Limited Assignment Single Subject	3		
						English	2
						Mathematics	1
		27	12.6%	SHORT-TERM STAFF PERMIT			
				Short-Term Staff Permit	27		
						Art	1
						Business	1
						English	2
						Foundational-Level General Science	1
						General Subjects	14
						General Subjects (Examination)	2
						Mathematics	1
						Mild/Moderate Disabilities	2
						Physical Education	1
						Social Science	2
		1	0.5%	PROVISIONAL INTERNSHIP PERMIT			
				Provisional Internship Permit	1		
						Moderate/Severe Disabilities	1
		175	81.8%	Fully Credentialed Teachers			

TABLE 5C
Distribution of Intern Credentials, Permits, Credential Waivers by County, School District, Type, and by Subject Area
July 1, 2015 to June 30, 2016

County	Agency	Agency Total	Agency %	Credential Title	Credential Total	Subject Area	Subject Total
	SOLEDAD UNIFIED SCHOOL DISTRICT Total	214					
MONTEREY	SOUTH MONTEREY COUNTY JOINT UNION HIGH	3	3.7%	UNIVERSITY INTERN CREDENTIALS			
				Single Subject Teaching Credential	3		
						English	1
						Foreign Language: Spanish (Examination)	1
						Mathematics (Examination)	1
		1	1.2%	SHORT-TERM STAFF PERMIT			
				Short-Term Staff Permit	1		
						Physical Education (Examination)	1
		3	3.7%	PROVISIONAL INTERNSHIP PERMIT			
				Provisional Internship Permit	3		
						Mathematics	1
						Mild/Moderate Disabilities	1
						Moderate/Severe Disabilities	1
		75	91.5%	Fully Credentialed Teachers			
	SOUTH MONTEREY COUNTY JOINT UNION HIGH	82					
MONTEREY	SPRECKELS UNION	2	4.3%	LIMITED ASSIGNMENT PERMIT			
				General Education Limited Assignment Single Subject	2		
						Health Science	1
						Physical Education	1
		45	95.7%	Fully Credentialed Teachers			
	SPRECKELS UNION Total	47					
MONTEREY	WASHINGTON UNION ELEMENTARY SCHOOL DIS	1	2.6%	SHORT-TERM STAFF PERMIT			
				Short-Term Staff Permit	1		
						Foundational-Level Mathematics (Examination)	1
		38	97.4%	Fully Credentialed Teachers			
	WASHINGTON UNION ELEMENTARY SCHOOL DIS	39					
NAPA	NAPA COUNTY OFFICE OF EDUCATION	1	1.9%	UNIVERSITY INTERN CREDENTIALS			
				Multiple Subject Teaching Credential	1		
						General Subjects (Examination)	1
		1	1.9%	LIMITED ASSIGNMENT PERMIT			
				General Education Limited Assignment Single Subject	1		
						Foundational-Level Mathematics	1
		1	1.9%	SHORT-TERM STAFF PERMIT			
				Short-Term Staff Permit	1		

TABLE 5C
Distribution of Intern Credentials, Permits, Credential Waivers by County, School District, Type, and by Subject Area
July 1, 2015 to June 30, 2016

County	Agency	Agency Total	Agency %	Credential Title	Credential Total	Subject Area	Subject Total
						Early Childhood Special Education	1
		50	94.3%	Fully Credentialed Teachers			
	NAPA COUNTY OFFICE OF EDUCATION Total	53					
NAPA	NAPA VALLEY UNIFIED SCHOOL DISTRICT	12	1.4%	UNIVERSITY INTERN CREDENTIALS			
				Education Specialist Instruction Credential	4		
						Mild/Moderate Disabilities	2
						Moderate/Severe Disabilities	2
				Multiple Subject Teaching Credential	2		
						General Subjects (Examination)	2
				Single Subject Teaching Credential	6		
						Art (Examination)	1
						Foreign Language: Spanish (Examination)	2
						Mathematics	1
						Music (Examination)	1
						Social Science (Examination)	1
		1	0.1%	LIMITED ASSIGNMENT PERMIT			
				Special Education Limited Assignment Teaching Permi	1		
						Moderate/Severe Disabilities	1
		4	0.5%	SHORT-TERM STAFF PERMIT			
				Short-Term Staff Permit	4		
						Art (Examination)	1
						Foundational-Level Mathematics (Examination)	1
						General Subjects (Examination)	2
		10	1.2%	PROVISIONAL INTERNSHIP PERMIT			
				Provisional Internship Permit	10		
						General Subjects	4
						Mild/Moderate Disabilities	3
						Moderate/Severe Disabilities	1
						Physical Education	1
						Science: Physics	1
		3	0.4%	CREDENTIAL WAIVERS			
				Education Specialist Instruction Credential	2		
						Mild/Moderate Disabilities	1
						Moderate/Severe Disabilities	1
				Multiple Subject Teaching Credential	1		

TABLE 5C
Distribution of Intern Credentials, Permits, Credential Waivers by County, School District, Type, and by Subject Area
July 1, 2015 to June 30, 2016

County	Agency	Agency Total	Agency %	Credential Title	Credential Total	Subject Area	Subject Total
						General Subjects	1
		809	96.4%	Fully Credentialed Teachers			
	NAPA VALLEY UNIFIED SCHOOL DISTRICT Total	839					
NEVADA	CHARIS YOUTH CENTER	1		UNIVERSITY INTERN CREDENTIALS			
				Education Specialist Instruction Credential	1		
						Mild/Moderate Disabilities	1
	CHARIS YOUTH CENTER Total	1					
NEVADA	EPIC DE CEASAR CHAVEZ	2		LIMITED ASSIGNMENT PERMIT			
				General Education Limited Assignment Multiple Subje	2		
						General Subjects	2
	EPIC DE CEASAR CHAVEZ Total	2					
NEVADA	GRASS VALLEY CHARTER SCHOOL	1		PROVISIONAL INTERNSHIP PERMIT			
				Provisional Internship Permit	1		
						Mathematics	1
	GRASS VALLEY CHARTER SCHOOL Total	1					
NEVADA	GRASS VALLEY ELEMENTARY SCHOOL DISTRICT	1	1.0%	UNIVERSITY INTERN CREDENTIALS			
				Multiple Subject Teaching Credential	1		
						General Subjects (Examination)	1
		1	1.0%	LIMITED ASSIGNMENT PERMIT			
				General Education Limited Assignment Multiple Subje	1		
						General Subjects	1
		97	98.0%	Fully Credentialed Teachers			
	GRASS VALLEY ELEMENTARY SCHOOL DISTRICT T	99					
NEVADA	JOHN MUIR CHARTER SCHOOL	1		SHORT-TERM STAFF PERMIT			
				Short-Term Staff Permit	1		
						General Subjects (Examination)	1
	JOHN MUIR CHARTER SCHOOL Total	1					
NEVADA	NEVADA COUNTY OFFICE OF EDUCATION	3	1.6%	LIMITED ASSIGNMENT PERMIT			
				Special Education Limited Assignment Teaching Permi	3		
						Early Childhood Special Education	1
						Moderate/Severe Disabilities	2
		1	0.6%	SHORT-TERM STAFF PERMIT			
				Short-Term Staff Permit	1		
						Moderate/Severe Disabilities	1
		179	97.8%	Fully Credentialed Teachers			

TABLE 5C
Distribution of Intern Credentials, Permits, Credential Waivers by County, School District, Type, and by Subject Area
July 1, 2015 to June 30, 2016

County	Agency	Agency Total	Agency %	Credential Title	Credential Total	Subject Area	Subject Total
	NEVADA COUNTY OFFICE OF EDUCATION Total	183					
NEVADA	NEVADA JOINT UNION HIGH SCHOOL DISTRICT	1	0.7%	UNIVERSITY INTERN CREDENTIALS			
				Education Specialist Instruction Credential	1	Moderate/Severe Disabilities	1
		1	0.7%	DISTRICT INTERNSHIP CERTIFICATES			
				District Intern Credential / Multiple Subject	1	General Subjects (Examination)	1
		1	0.7%	SHORT-TERM STAFF PERMIT			
				Short-Term Staff Permit	1	Mild/Moderate Disabilities	1
		1	0.7%	PROVISIONAL INTERNSHIP PERMIT			
				Provisional Internship Permit	1	Moderate/Severe Disabilities	1
		1	0.7%	CREDENTIAL WAIVERS			
				Single Subject Teaching Credential	1	Science: Physics	1
		138	96.5%	Fully Credentialed Teachers			
	NEVADA JOINT UNION HIGH SCHOOL DISTRICT T	143					
NEVADA	TWIN RIDGES ELEMENTARY SCHOOL DISTRICT	1	14.3%	LIMITED ASSIGNMENT PERMIT			
				General Education Limited Assignment Multiple Subje	1	General Subjects	1
		6	85.7%	Fully Credentialed Teachers			
	TWIN RIDGES ELEMENTARY SCHOOL DISTRICT Tc	7					
ORANGE	ANAHEIM UNION HIGH SCHOOL DISTRICT	5	0.4%	UNIVERSITY INTERN CREDENTIALS			
				Education Specialist Instruction Credential	4	Mild/Moderate Disabilities	2
						Moderate/Severe Disabilities	2
				Single Subject Teaching Credential	1	Music	1
		1	0.1%	LIMITED ASSIGNMENT PERMIT			
				General Education Limited Assignment Single Subject	1	Foreign Language: Spanish	1
		1	0.1%	SHORT-TERM STAFF PERMIT			
				Short-Term Staff Permit	1	Moderate/Severe Disabilities	1

TABLE 5C
Distribution of Intern Credentials, Permits, Credential Waivers by County, School District, Type, and by Subject Area
July 1, 2015 to June 30, 2016

County	Agency	Agency Total	Agency %	Credential Title	Credential Total	Subject Area	Subject Total
		1200	99.4%	Fully Credentialed Teachers			
	ANAHEIM UNION HIGH SCHOOL DISTRICT Total	1207					
ORANGE	BREA-OLINDA UNIFIED SCHOOL DISTRICT	2	0.9%	UNIVERSITY INTERN CREDENTIALS			
				Education Specialist Instruction Credential	2		
						Mild/Moderate Disabilities	1
						Moderate/Severe Disabilities	1
		228	99.1%	Fully Credentialed Teachers			
	BREA-OLINDA UNIFIED SCHOOL DISTRICT Total	230					
ORANGE	CAPISTRANO UNIFIED SCHOOL DISTRICT	4	0.2%	UNIVERSITY INTERN CREDENTIALS			
				Education Specialist Instruction Credential	2		
						Mild/Moderate Disabilities	2
				Single Subject Teaching Credential	2		
						Foreign Language: Spanish (Examination)	2
		2089	99.8%	Fully Credentialed Teachers			
	CAPISTRANO UNIFIED SCHOOL DISTRICT Total	2093					
ORANGE	CENTRALIA SCHOOL DISTRICT	1	0.6%	UNIVERSITY INTERN CREDENTIALS			
				Education Specialist Instruction Credential	1		
						Deaf and Hard-of-Hearing	1
		182	99.5%	Fully Credentialed Teachers			
	CENTRALIA SCHOOL DISTRICT Total	183					
ORANGE	CLETA HARDER DEVELOPMENTAL SCHOOL/HBIC	1		CREDENTIAL WAIVERS			
				Education Specialist Instruction Credential	1		
						Moderate/Severe Disabilities	1
	CLETA HARDER DEVELOPMENTAL SCHOOL/HBIC	1					
ORANGE	FOUNTAIN VALLEY ELEMENTARY SCHOOL DISTRICT	1	0.4%	UNIVERSITY INTERN CREDENTIALS			
				Education Specialist Instruction Credential	1		
						Mild/Moderate Disabilities	1
		249	99.6%	Fully Credentialed Teachers			
	FOUNTAIN VALLEY ELEMENTARY SCHOOL DISTRICT Total	250					
ORANGE	FULLERTON ELEMENTARY SCHOOL DISTRICT	1	0.2%	UNIVERSITY INTERN CREDENTIALS			
				Education Specialist Instruction Credential	1		
						Mild/Moderate Disabilities	1
		3	0.6%	LIMITED ASSIGNMENT PERMIT			
				General Education Limited Assignment Single Subject	3		
						Foundational-Level General Science	1

TABLE 5C
Distribution of Intern Credentials, Permits, Credential Waivers by County, School District, Type, and by Subject Area
July 1, 2015 to June 30, 2016

County	Agency	Agency Total	Agency %	Credential Title	Credential Total	Subject Area	Subject Total
						Health Science	1
						Physical Education	1
		532	99.3%	Fully Credentialed Teachers			
	FULLERTON ELEMENTARY SCHOOL DISTRICT Total	536					
ORANGE	FULLERTON JOINT UNION HIGH SCHOOL DISTRICT	1	0.2%	SHORT-TERM STAFF PERMIT			
				Short-Term Staff Permit	1		
						Physical Education (Examination)	1
		515	99.8%	Fully Credentialed Teachers			
	FULLERTON JOINT UNION HIGH SCHOOL DISTRICT	516					
ORANGE	GARDEN GROVE UNIFIED SCHOOL DISTRICT	18	0.9%	LIMITED ASSIGNMENT PERMIT			
				General Education Limited Assignment Multiple Subjects	1		
						General Subjects	1
				General Education Limited Assignment Single Subject	10		
						Art	1
						Foreign Language: Spanish	3
						Foreign Language: Vietnamese	2
						Mathematics	1
						Physical Education	2
						Science: Physics	1
				Special Education Limited Assignment Teaching Permit	7		
						Moderate/Severe Disabilities	7
		1890	99.1%	Fully Credentialed Teachers			
	GARDEN GROVE UNIFIED SCHOOL DISTRICT Total	1908					
ORANGE	HUNTINGTON BEACH UNION HIGH SCHOOL DISTRICT	1	0.2%	UNIVERSITY INTERN CREDENTIALS			
				Education Specialist Instruction Credential	1		
						Mild/Moderate Disabilities	1
		648	99.9%	Fully Credentialed Teachers			
	HUNTINGTON BEACH UNION HIGH SCHOOL DISTRICT	649					
ORANGE	IRVINE UNIFIED SCHOOL DISTRICT	7	0.5%	UNIVERSITY INTERN CREDENTIALS			
				Education Specialist Instruction Credential	6		
						Moderate/Severe Disabilities	6
				Single Subject Teaching Credential	1		
						Music	1
		1322	99.5%	Fully Credentialed Teachers			
	IRVINE UNIFIED SCHOOL DISTRICT Total	1329					

TABLE 5C
Distribution of Intern Credentials, Permits, Credential Waivers by County, School District, Type, and by Subject Area
July 1, 2015 to June 30, 2016

County	Agency	Agency Total	Agency %	Credential Title	Credential Total	Subject Area	Subject Total
ORANGE	JOURNEY SCHOOL (CHARTER)	2		SHORT-TERM STAFF PERMIT			
				Short-Term Staff Permit	2		
						General Subjects	2
	JOURNEY SCHOOL (CHARTER) Total	2					
ORANGE	LA HABRA CITY ELEMENTARY	1	0.5%	LIMITED ASSIGNMENT PERMIT			
				General Education Limited Assignment Single Subject	1		
						Foundational-Level General Science	1
		205	99.5%	Fully Credentialed Teachers			
	LA HABRA CITY ELEMENTARY Total	206					
ORANGE	LAGUNA BEACH UNIFIED	3	2.0%	LIMITED ASSIGNMENT PERMIT			
				General Education Limited Assignment Single Subject	3		
						Art	1
						Foreign Language: French	1
						Industrial and Technology Education	1
		147	98.0%	Fully Credentialed Teachers			
	LAGUNA BEACH UNIFIED Total	150					
ORANGE	MARDAN SCHOOL	1		UNIVERSITY INTERN CREDENTIALS			
				Education Specialist Instruction Credential	1		
						Mild/Moderate Disabilities	1
	MARDAN SCHOOL Total	1					
ORANGE	NEWPORT-MESA UNIFIED SCHOOL DISTRICT	6	0.6%	LIMITED ASSIGNMENT PERMIT			
				General Education Limited Assignment Multiple Subje	1		
						General Subjects	1
				General Education Limited Assignment Single Subject	5		
						English	1
						Health Science	1
						Mathematics	1
						Music	1
						Physical Education	1
		4	0.4%	SHORT-TERM STAFF PERMIT			
				Short-Term Staff Permit	4		
						General Subjects (Examination)	1
						Mild/Moderate Disabilities	2
						Moderate/Severe Disabilities	3
		957	99.0%	Fully Credentialed Teachers			

TABLE 5C
Distribution of Intern Credentials, Permits, Credential Waivers by County, School District, Type, and by Subject Area
July 1, 2015 to June 30, 2016

County	Agency	Agency Total	Agency %	Credential Title	Credential Total	Subject Area	Subject Total
	NEWPORT-MESA UNIFIED SCHOOL DISTRICT Tot	967					
ORANGE	OCEAN VIEW ELEMENTARY SCHOOL DISTRICT	1	0.3%	SHORT-TERM STAFF PERMIT			
				Short-Term Staff Permit	1		
						Deaf and Hard-of-Hearing	1
		371	99.7%	Fully Credentialed Teachers			
	OCEAN VIEW ELEMENTARY SCHOOL DISTRICT To	372					
ORANGE	OLIVE CREST ACADEMY	2		UNIVERSITY INTERN CREDENTIALS			
				Education Specialist Instruction Credential	2		
						Mild/Moderate Disabilities	2
	OLIVE CREST ACADEMY Total	2					
ORANGE	ORANGE COUNTY OFFICE OF EDUCATION	2		UNIVERSITY INTERN CREDENTIALS			
				Education Specialist Instruction Credential	2		
						Moderate/Severe Disabilities	2
		1		PROVISIONAL INTERNSHIP PERMIT			
				Provisional Internship Permit	1		
						Moderate/Severe Disabilities	1
	ORANGE COUNTY OFFICE OF EDUCATION Total	3					
ORANGE	ORANGE UNIFIED SCHOOL DISTRICT	6	0.5%	UNIVERSITY INTERN CREDENTIALS			
				Education Specialist Instruction Credential	6		
						Mild/Moderate Disabilities	6
		4	0.3%	LIMITED ASSIGNMENT PERMIT			
				General Education Limited Assignment Single Subject	3		
						Industrial and Technology Education	1
						Physical Education	2
				Special Education Limited Assignment Teaching Permi	1		
						Early Childhood Special Education	1
		2	0.2%	SHORT-TERM STAFF PERMIT			
				Short-Term Staff Permit	2		
						Mild/Moderate Disabilities	2
						Moderate/Severe Disabilities	2
		1248	99.1%	Fully Credentialed Teachers			
	ORANGE UNIFIED SCHOOL DISTRICT Total	1260					
ORANGE	PLACENTIA-YORBA LINDA UNIFIED SCHOOL DIST	3	0.3%	UNIVERSITY INTERN CREDENTIALS			
				Education Specialist Instruction Credential	2		
						Mild/Moderate Disabilities	2

TABLE 5C
Distribution of Intern Credentials, Permits, Credential Waivers by County, School District, Type, and by Subject Area
July 1, 2015 to June 30, 2016

County	Agency	Agency Total	Agency %	Credential Title	Credential Total	Subject Area	Subject Total
				Single Subject Teaching Credential	1		
						Science: Biological Sciences (Examination)	1
						Science: Chemistry (Examination)	1
						Science: Physics (Examination)	1
		1051	99.7%	Fully Credentialed Teachers			
	PLACENTIA-YORBA LINDA UNIFIED SCHOOL DIST	1054					
ORANGE	PORT VIEW PREPARATORY	2		UNIVERSITY INTERN CREDENTIALS			
				Education Specialist Instruction Credential	2		
						Mild/Moderate Disabilities	1
						Moderate/Severe Disabilities	2
	PORT VIEW PREPARATORY Total	2					
ORANGE	ROSSIER PARK JR./SR. HIGH SCHOOL	2		UNIVERSITY INTERN CREDENTIALS			
				Education Specialist Instruction Credential	2		
						Mild/Moderate Disabilities	1
						Moderate/Severe Disabilities	1
	ROSSIER PARK JR./SR. HIGH SCHOOL Total	2					
ORANGE	SADDLEBACK VALLEY UNIFIED SCHOOL DISTRICT	5	0.4%	UNIVERSITY INTERN CREDENTIALS			
				Education Specialist Instruction Credential	5		
						Mild/Moderate Disabilities	4
						Moderate/Severe Disabilities	1
		2	0.2%	LIMITED ASSIGNMENT PERMIT			
				General Education Limited Assignment Single Subject	2		
						Physical Education	1
						Physical Education: Dance	1
		1	0.1%	SHORT-TERM STAFF PERMIT			
				Short-Term Staff Permit	1		
						Mild/Moderate Disabilities	1
		1143	99.3%	Fully Credentialed Teachers			
	SADDLEBACK VALLEY UNIFIED SCHOOL DISTRICT	1151					
ORANGE	SANTA ANA UNIFIED SCHOOL DISTRICT	6	0.2%	UNIVERSITY INTERN CREDENTIALS			
				Education Specialist Instruction Credential	6		
						Mild/Moderate Disabilities	3
						Moderate/Severe Disabilities	3
		2478	99.8%	Fully Credentialed Teachers			
	SANTA ANA UNIFIED SCHOOL DISTRICT Total	2484					

TABLE 5C
Distribution of Intern Credentials, Permits, Credential Waivers by County, School District, Type, and by Subject Area
July 1, 2015 to June 30, 2016

County	Agency	Agency Total	Agency %	Credential Title	Credential Total	Subject Area	Subject Total
ORANGE	SANTIAGO MIDDLE SCHOOL (CHARTER)	1		UNIVERSITY INTERN CREDENTIALS			
				Education Specialist Instruction Credential	1		
						Mild/Moderate Disabilities	1
	SANTIAGO MIDDLE SCHOOL (CHARTER) Total	1					
ORANGE	SPECTRUM CENTER - ROSSIER PARK	3		UNIVERSITY INTERN CREDENTIALS			
				Education Specialist Instruction Credential	3		
						Mild/Moderate Disabilities	1
						Moderate/Severe Disabilities	2
		1		SHORT-TERM STAFF PERMIT			
				Short-Term Staff Permit	1		
						Mild/Moderate Disabilities	1
		1		PROVISIONAL INTERNSHIP PERMIT			
				Provisional Internship Permit	1		
						Mild/Moderate Disabilities	1
	SPECTRUM CENTER - ROSSIER PARK Total	5					
ORANGE	SPECTRUM CENTER SCHOOLS - ROSSIER PARK EL	1		UNIVERSITY INTERN CREDENTIALS			
				Education Specialist Instruction Credential	1		
						Mild/Moderate Disabilities	1
	SPECTRUM CENTER SCHOOLS - ROSSIER PARK EL	1					
ORANGE	SPEECH AND LANGUAGE DEVELOPMENT CENTER	4		UNIVERSITY INTERN CREDENTIALS			
				Education Specialist Instruction Credential	4		
						Moderate/Severe Disabilities	4
	SPEECH AND LANGUAGE DEVELOPMENT CENTER	4					
ORANGE	THE PRENTICE SCHOOL	1		UNIVERSITY INTERN CREDENTIALS			
				Education Specialist Instruction Credential	1		
						Mild/Moderate Disabilities	1
	THE PRENTICE SCHOOL Total	1					
ORANGE	TUSTIN UNIFIED SCHOOL DISTRICT	2	0.2%	UNIVERSITY INTERN CREDENTIALS			
				Single Subject Teaching Credential	2		
						Art (Examination)	1
						Foreign Language: Latin	1
		1	0.1%	LIMITED ASSIGNMENT PERMIT			
				Special Education Limited Assignment Teaching Permi	1		
						Moderate/Severe Disabilities	1
		908	99.7%	Fully Credentialed Teachers			

TABLE 5C
Distribution of Intern Credentials, Permits, Credential Waivers by County, School District, Type, and by Subject Area
July 1, 2015 to June 30, 2016

County	Agency	Agency Total	Agency %	Credential Title	Credential Total	Subject Area	Subject Total
	TUSTIN UNIFIED SCHOOL DISTRICT Total	911					
ORANGE	WESTMINSTER ELEMENTARY SCHOOL DISTRICT	2	0.5%	LIMITED ASSIGNMENT PERMIT			
				General Education Limited Assignment Single Subject	2		
						Art	1
						Music	1
		431	99.5%	Fully Credentialed Teachers			
	WESTMINSTER ELEMENTARY SCHOOL DISTRICT	433					
PLACER	AUBURN UNION SCHOOL DISTRICT	1	1.0%	LIMITED ASSIGNMENT PERMIT			
				General Education Limited Assignment Single Subject	1		
						Art	1
		99	99.0%	Fully Credentialed Teachers			
	AUBURN UNION SCHOOL DISTRICT Total	100					
PLACER	COLFAX ELEMENTARY	1	5.9%	UNIVERSITY INTERN CREDENTIALS			
				Education Specialist Instruction Credential	1		
						Mild/Moderate Disabilities	1
		16	94.1%	Fully Credentialed Teachers			
	COLFAX ELEMENTARY Total	17					
PLACER	DRY CREEK JOINT ELEMENTARY SCHOOL DISTRICT	1	0.3%	LIMITED ASSIGNMENT PERMIT			
				Special Education Limited Assignment Teaching Permit	1		
						Early Childhood Special Education	1
		1	0.3%	SHORT-TERM STAFF PERMIT			
				Short-Term Staff Permit	1		
						Mild/Moderate Disabilities	1
		303	99.3%	Fully Credentialed Teachers			
	DRY CREEK JOINT ELEMENTARY SCHOOL DISTRICT Total	305					
PLACER	FORESTHILL UNION ELEMENTARY	1	5.0%	UNIVERSITY INTERN CREDENTIALS			
				Education Specialist Instruction Credential	1		
						Mild/Moderate Disabilities	1
		19	95.0%	Fully Credentialed Teachers			
	FORESTHILL UNION ELEMENTARY Total	20					
PLACER	HARVEST RIDGE COOPERATIVE CHARTER/PLACER COUNTY	1		SHORT-TERM STAFF PERMIT			
				Short-Term Staff Permit	1		
						General Subjects (Examination)	1
	HARVEST RIDGE COOPERATIVE CHARTER/PLACER COUNTY	1					
PLACER	LOOMIS UNION ELEMENTARY SCHOOL DISTRICT	2	1.1%	UNIVERSITY INTERN CREDENTIALS			

TABLE 5C
Distribution of Intern Credentials, Permits, Credential Waivers by County, School District, Type, and by Subject Area
July 1, 2015 to June 30, 2016

County	Agency	Agency Total	Agency %	Credential Title	Credential Total	Subject Area	Subject Total
				Multiple Subject Teaching Credential	1		
						General Subjects (Examination)	1
				Single Subject Teaching Credential	1		
						Science: Geosciences (Examination)	1
		1	0.5%	SHORT-TERM STAFF PERMIT			
				Short-Term Staff Permit	1		
						Physical Education	1
		185	98.4%	Fully Credentialed Teachers			
	LOOMIS UNION ELEMENTARY SCHOOL DISTRICT	188					
PLACER	NEWCASTLE ELEMENTARY	1	0.9%	UNIVERSITY INTERN CREDENTIALS			
				Education Specialist Instruction Credential	1		
						Mild/Moderate Disabilities	1
		1	0.9%	SHORT-TERM STAFF PERMIT			
				Short-Term Staff Permit	1		
						General Subjects (Examination)	1
		105	98.1%	Fully Credentialed Teachers			
	NEWCASTLE ELEMENTARY Total	107					
PLACER	PLACER COUNTY OFFICE OF EDUCATION	1	1.5%	SHORT-TERM STAFF PERMIT			
				Short-Term Staff Permit	1		
						Early Childhood Special Education	1
		65	98.5%	Fully Credentialed Teachers			
	PLACER COUNTY OFFICE OF EDUCATION Total	66					
PLACER	PLACER HILLS UNION ELEMENTARY	1	2.8%	UNIVERSITY INTERN CREDENTIALS			
				Education Specialist Instruction Credential	1		
						Mild/Moderate Disabilities	1
		35	97.2%	Fully Credentialed Teachers			
	PLACER HILLS UNION ELEMENTARY Total	36					
PLACER	PLACER LEARNING CENTER	1		DISTRICT INTERNSHIP CERTIFICATES			
				District Intern Credential / Ed. Specialist	1		
						Mild/Moderate Disabilities	1
		2		PROVISIONAL INTERNSHIP PERMIT			
				Provisional Internship Permit	2		
						Mild/Moderate Disabilities	2
	PLACER LEARNING CENTER Total	3					
PLACER	PLACER UNION HIGH SCHOOL DISTRICT	1	0.6%	UNIVERSITY INTERN CREDENTIALS			

TABLE 5C
Distribution of Intern Credentials, Permits, Credential Waivers by County, School District, Type, and by Subject Area
July 1, 2015 to June 30, 2016

County	Agency	Agency Total	Agency %	Credential Title	Credential Total	Subject Area	Subject Total
				Single Subject Teaching Credential	1		
						Art (Examination)	1
		176	99.4%	Fully Credentialed Teachers			
	PLACER UNION HIGH SCHOOL DISTRICT Total	177					
PLACER	ROCKLIN ACADEMY	1		DISTRICT INTERNSHIP CERTIFICATES			
				District Intern Credential / Single Subject	1		
						Foreign Language: Spanish	1
		1		LIMITED ASSIGNMENT PERMIT			
				General Education Limited Assignment Single Subject	1		
						English	1
	ROCKLIN ACADEMY Total	2					
PLACER	ROCKLIN UNIFIED SCHOOL DISTRICT	1	0.2%	UNIVERSITY INTERN CREDENTIALS			
				Education Specialist Instruction Credential	1		
						Mild/Moderate Disabilities	1
		2	0.3%	LIMITED ASSIGNMENT PERMIT			
				General Education Limited Assignment Single Subject	1		
						English	1
				Special Education Limited Assignment Teaching Permi	1		
						Physical and Health Impairments	1
		1	0.2%	SHORT-TERM STAFF PERMIT			
				Short-Term Staff Permit	1		
						Mild/Moderate Disabilities	1
		597	99.3%	Fully Credentialed Teachers			
	ROCKLIN UNIFIED SCHOOL DISTRICT Total	601					
PLACER	ROSEVILLE CITY ELEMENTARY SCHOOL DISTRICT	1	0.2%	UNIVERSITY INTERN CREDENTIALS			
				Multiple Subject Teaching Credential	1		
						General Subjects (Examination)	1
		459	99.8%	Fully Credentialed Teachers			
	ROSEVILLE CITY ELEMENTARY SCHOOL DISTRICT	460					
PLACER	SIERRA FOOTHILLS ACADEMY	1		UNIVERSITY INTERN CREDENTIALS			
				Education Specialist Instruction Credential	1		
						Moderate/Severe Disabilities	1
		3		LIMITED ASSIGNMENT PERMIT			
				Special Education Limited Assignment Teaching Permi	3		
						Moderate/Severe Disabilities	1

TABLE 5C
Distribution of Intern Credentials, Permits, Credential Waivers by County, School District, Type, and by Subject Area
July 1, 2015 to June 30, 2016

County	Agency	Agency Total	Agency %	Credential Title	Credential Total	Subject Area	Subject Total
						Physical and Health Impairments	2
						Visual Impairments	2
		1		SHORT-TERM STAFF PERMIT			
				Short-Term Staff Permit	1		
						Mild/Moderate Disabilities	1
						Moderate/Severe Disabilities	1
	SIERRA FOOTHILLS ACADEMY Total	5					
PLACER	TAHOE-TRUCKEE UNIFIED SCHOOL DISTRICT	2	0.9%	UNIVERSITY INTERN CREDENTIALS			
				Education Specialist Instruction Credential	2		
						Mild/Moderate Disabilities	1
						Moderate/Severe Disabilities	1
		1	0.4%	LIMITED ASSIGNMENT PERMIT			
				General Education Limited Assignment Single Subject	1		
						Industrial and Technology Education	1
		1	0.4%	PROVISIONAL INTERNSHIP PERMIT			
				Provisional Internship Permit	1		
						Moderate/Severe Disabilities	1
		227	98.3%	Fully Credentialed Teachers			
	TAHOE-TRUCKEE UNIFIED SCHOOL DISTRICT Total	231					
PLACER	WESTERN PLACER UNIFIED SCHOOL DISTRICT	1	0.2%	LIMITED ASSIGNMENT PERMIT			
				Special Education Limited Assignment Teaching Permit	1		
						Moderate/Severe Disabilities	1
		491	99.8%	Fully Credentialed Teachers			
	WESTERN PLACER UNIFIED SCHOOL DISTRICT Total	492					
PLUMAS	PLUMAS CHARTER SCHOOL	1		UNIVERSITY INTERN CREDENTIALS			
				Single Subject Teaching Credential	1		
						Social Science (Examination)	1
		1		SHORT-TERM STAFF PERMIT			
				Short-Term Staff Permit	1		
						General Subjects	1
	PLUMAS CHARTER SCHOOL Total	2					
PLUMAS	PLUMAS COUNTY OFFICE OF EDUCATION	1	14.3%	SHORT-TERM STAFF PERMIT			
				Short-Term Staff Permit	1		
						General Subjects	1
		6	85.7%	Fully Credentialed Teachers			

TABLE 5C
Distribution of Intern Credentials, Permits, Credential Waivers by County, School District, Type, and by Subject Area
July 1, 2015 to June 30, 2016

County	Agency	Agency Total	Agency %	Credential Title	Credential Total	Subject Area	Subject Total
	PLUMAS COUNTY OFFICE OF EDUCATION Total	7					
PLUMAS	PLUMAS UNIFIED SCHOOL DISTRICT	2	1.7%	UNIVERSITY INTERN CREDENTIALS			
				Multiple Subject Teaching Credential	2		
						General Subjects (Examination)	2
		2	1.7%	SHORT-TERM STAFF PERMIT			
				Short-Term Staff Permit	2		
						General Subjects	1
						General Subjects (Examination)	1
		115	96.6%	Fully Credentialed Teachers			
	PLUMAS UNIFIED SCHOOL DISTRICT Total	119					
RIVERSIDE	ALVORD UNIFIED SCHOOL DISTRICT	3	0.4%	UNIVERSITY INTERN CREDENTIALS			
				Education Specialist Instruction Credential	2		
						Mild/Moderate Disabilities	2
				Single Subject Teaching Credential	1		
						Foundational-Level General Science (Examination)	1
		1	0.1%	LIMITED ASSIGNMENT PERMIT			
				General Education Limited Assignment Single Subject	1		
						Physical Education	1
		1	0.1%	SHORT-TERM STAFF PERMIT			
				Short-Term Staff Permit	1		
						Foreign Language: American Sign Language (Examination)	1
		843	99.4%	Fully Credentialed Teachers			
	ALVORD UNIFIED SCHOOL DISTRICT Total	848					
RIVERSIDE	BANNING UNIFIED SCHOOL DISTRICT	3	1.6%	UNIVERSITY INTERN CREDENTIALS			
				Education Specialist Instruction Credential	2		
						Mild/Moderate Disabilities	2
				Multiple Subject Teaching Credential	1		
						General Subjects (Examination)	1
		1	0.5%	SHORT-TERM STAFF PERMIT			
				Short-Term Staff Permit	1		
						Mild/Moderate Disabilities	1
		190	97.9%	Fully Credentialed Teachers			
	BANNING UNIFIED SCHOOL DISTRICT Total	194					
RIVERSIDE	BEAUMONT UNIFIED SCHOOL DISTRICT	1	0.3%	LIMITED ASSIGNMENT PERMIT			
				General Education Limited Assignment Single Subject	1		

TABLE 5C
Distribution of Intern Credentials, Permits, Credential Waivers by County, School District, Type, and by Subject Area
July 1, 2015 to June 30, 2016

County	Agency	Agency Total	Agency %	Credential Title	Credential Total	Subject Area	Subject Total
						Foreign Language: Spanish	1
		1	0.3%	SHORT-TERM STAFF PERMIT			
				Short-Term Staff Permit	1		
						Mild/Moderate Disabilities	1
						Moderate/Severe Disabilities	1
		1	0.3%	PROVISIONAL INTERNSHIP PERMIT			
				Provisional Internship Permit	1		
						Foreign Language: American Sign Language	1
		382	99.2%	Fully Credentialed Teachers			
	BEAUMONT UNIFIED SCHOOL DISTRICT Total	385					
RIVERSIDE	BRIGHT FUTURES ACADEMY - RIVERSIDE	7		UNIVERSITY INTERN CREDENTIALS			
				Education Specialist Instruction Credential	7		
						Mild/Moderate Disabilities	4
						Moderate/Severe Disabilities	3
		4		SHORT-TERM STAFF PERMIT			
				Short-Term Staff Permit	4		
						Deaf and Hard-of-Hearing	1
						Mild/Moderate Disabilities	1
						Moderate/Severe Disabilities	2
	BRIGHT FUTURES ACADEMY - RIVERSIDE Total	11					
RIVERSIDE	CHILDHELP SCHOOL VILLAGE WEST	1		UNIVERSITY INTERN CREDENTIALS			
				Education Specialist Instruction Credential	1		
						Mild/Moderate Disabilities	1
	CHILDHELP SCHOOL VILLAGE WEST Total	1					
RIVERSIDE	COACHELLA VALLEY UNIFIED	18	2.1%	UNIVERSITY INTERN CREDENTIALS			
				Education Specialist Instruction Credential	7		
						Mild/Moderate Disabilities	5
						Moderate/Severe Disabilities	2
				Multiple Subject Teaching Credential	7		
						General Subjects (Examination)	7
				Single Subject Teaching Credential	4		
						English (Examination)	1
						Physical Education	1
						Science: Biological Sciences (Examination)	2
		1	0.1%	LIMITED ASSIGNMENT PERMIT			

TABLE 5C
Distribution of Intern Credentials, Permits, Credential Waivers by County, School District, Type, and by Subject Area
July 1, 2015 to June 30, 2016

County	Agency	Agency Total	Agency %	Credential Title	Credential Total	Subject Area	Subject Total
				Special Education Limited Assignment Teaching Permi	1		
						Moderate/Severe Disabilities	1
		6	0.7%	SHORT-TERM STAFF PERMIT			
				Short-Term Staff Permit	6		
						English (Examination)	2
						Foundational-Level General Science (Examinatio	1
						Mathematics	1
						Science: Biological Sciences (Examination)	2
		844	97.1%	Fully Credentialed Teachers			
	COACHELLA VALLEY UNIFIED Total	869					
RIVERSIDE	CORONA-NORCO UNIFIED SCHOOL DISTRICT	1	0.1%	UNIVERSITY INTERN CREDENTIALS			
				Education Specialist Instruction Credential	1		
						Early Childhood Special Education	1
		14	0.6%	LIMITED ASSIGNMENT PERMIT			
				General Education Limited Assignment Single Subject	12		
						English	1
						Foreign Language: Spanish	2
						Health Science	1
						Industrial and Technology Education	1
						Mathematics	1
						Physical Education	4
						Science: Geosciences	2
				Special Education Limited Assignment Teaching Permi	2		
						Moderate/Severe Disabilities	1
						Physical and Health Impairments	1
		7	0.3%	SHORT-TERM STAFF PERMIT			
				Short-Term Staff Permit	7		
						English (Examination)	1
						Foreign Language: Spanish	3
						Foreign Language: Spanish (Examination)	1
						Mild/Moderate Disabilities	1
						Moderate/Severe Disabilities	1
						Music	1
		5	0.2%	PROVISIONAL INTERNSHIP PERMIT			
				Provisional Internship Permit	5		

TABLE 5C
Distribution of Intern Credentials, Permits, Credential Waivers by County, School District, Type, and by Subject Area
July 1, 2015 to June 30, 2016

County	Agency	Agency Total	Agency %	Credential Title	Credential Total	Subject Area	Subject Total
						English	3
						Health Science	1
						Science: Biological Sciences	2
		2180	98.8%	Fully Credentialed Teachers			
	CORONA-NORCO UNIFIED SCHOOL DISTRICT Tot	2207					
RIVERSIDE	DESERT SANDS UNIFIED SCHOOL DISTRICT	11	0.9%	UNIVERSITY INTERN CREDENTIALS			
				Education Specialist Instruction Credential	7		
						Mild/Moderate Disabilities	5
						Moderate/Severe Disabilities	2
				Multiple Subject Teaching Credential	1		
						General Subjects (Examination)	1
				Single Subject Teaching Credential	3		
						Art (Examination)	1
						English (Examination)	1
						Science: Biological Sciences (Examination)	1
		10	0.8%	LIMITED ASSIGNMENT PERMIT			
				General Education Limited Assignment Single Subject	2		
						English	1
						Mathematics	1
				Special Education Limited Assignment Teaching Permi	8		
						Moderate/Severe Disabilities	7
						Physical and Health Impairments	1
		5	0.4%	SHORT-TERM STAFF PERMIT			
				Short-Term Staff Permit	5		
						English	1
						General Subjects (Examination)	2
						Mathematics (Examination)	1
						Science: Biological Sciences (Examination)	1
		2	0.2%	CREDENTIAL WAIVERS			
				Single Subject Teaching Credential	2		
						Foundational-Level Mathematics	1
						Mathematics	1
		1233	97.8%	Fully Credentialed Teachers			
	DESERT SANDS UNIFIED SCHOOL DISTRICT Total	1261					
RIVERSIDE	ENCORE HIGH SCHOOL FOR THE ARTS - RIVERSIE	1		UNIVERSITY INTERN CREDENTIALS			

TABLE 5C
Distribution of Intern Credentials, Permits, Credential Waivers by County, School District, Type, and by Subject Area
July 1, 2015 to June 30, 2016

County	Agency	Agency Total	Agency %	Credential Title	Credential Total	Subject Area	Subject Total
				Education Specialist Instruction Credential	1		
						Moderate/Severe Disabilities	1
		1		SHORT-TERM STAFF PERMIT			
				Short-Term Staff Permit	1		
						Moderate/Severe Disabilities	1
	ENCORE HIGH SCHOOL FOR THE ARTS - RIVERSIDE	2					
RIVERSIDE	HEMET UNIFIED SCHOOL DISTRICT	8	0.8%	UNIVERSITY INTERN CREDENTIALS			
				Education Specialist Instruction Credential	5		
						Mild/Moderate Disabilities	5
				Multiple Subject Teaching Credential	1		
						General Subjects (Examination)	1
				Single Subject Teaching Credential	2		
						Art	1
						Mathematics (Examination)	1
		17	1.7%	LIMITED ASSIGNMENT PERMIT			
				General Education Limited Assignment Single Subject	12		
						Art	2
						Industrial and Technology Education	5
						Mathematics	1
						Physical Education	1
						Science: Biological Sciences	1
						Science: Geosciences	1
						Science: Physics	1
				Special Education Limited Assignment Teaching Permit	5		
						Mild/Moderate Disabilities	1
						Moderate/Severe Disabilities	4
		12	1.2%	SHORT-TERM STAFF PERMIT			
				Short-Term Staff Permit	12		
						Art	1
						Business	1
						Foreign Language: Spanish (Examination)	1
						Foundational-Level Mathematics (Examination)	1
						Mild/Moderate Disabilities	4
						Moderate/Severe Disabilities	2
						Physical Education	1

TABLE 5C
Distribution of Intern Credentials, Permits, Credential Waivers by County, School District, Type, and by Subject Area
July 1, 2015 to June 30, 2016

County	Agency	Agency Total	Agency %	Credential Title	Credential Total	Subject Area	Subject Total
						Physical Education (Examination)	1
		975	96.3%	Fully Credentialed Teachers			
	HEMET UNIFIED SCHOOL DISTRICT Total	1012					
RIVERSIDE	IMAGINE SCHOOLS, RIVERSIDE COUNTY	1		UNIVERSITY INTERN CREDENTIALS			
				Multiple Subject Teaching Credential	1		
						General Subjects (Examination)	1
		2		SHORT-TERM STAFF PERMIT			
				Short-Term Staff Permit	2		
						General Subjects	2
	IMAGINE SCHOOLS, RIVERSIDE COUNTY Total	3					
RIVERSIDE	JURUPA UNIFIED SCHOOL DISTRICT	7	0.8%	UNIVERSITY INTERN CREDENTIALS			
				Education Specialist Instruction Credential	1		
						Moderate/Severe Disabilities	1
				Single Subject Teaching Credential	6		
						English (Examination)	2
						Foundational-Level Mathematics (Examination)	3
						Science: Chemistry (Examination)	1
		2	0.2%	SHORT-TERM STAFF PERMIT			
				Short-Term Staff Permit	2		
						Foundational-Level Mathematics (Examination)	1
						Mathematics	1
		850	99.0%	Fully Credentialed Teachers			
	JURUPA UNIFIED SCHOOL DISTRICT Total	859					
RIVERSIDE	LAKE ELSINORE UNIFIED SCHOOL DISTRICT	5	0.5%	UNIVERSITY INTERN CREDENTIALS			
				Education Specialist Instruction Credential	3		
						Early Childhood Special Education	1
						Mild/Moderate Disabilities	2
				Single Subject Teaching Credential	2		
						English (Examination)	1
						Music	1
		3	0.3%	LIMITED ASSIGNMENT PERMIT			
				Special Education Limited Assignment Teaching Permi	3		
						Early Childhood Special Education	2
						Moderate/Severe Disabilities	1
		3	0.3%	SHORT-TERM STAFF PERMIT			

TABLE 5C
Distribution of Intern Credentials, Permits, Credential Waivers by County, School District, Type, and by Subject Area
July 1, 2015 to June 30, 2016

County	Agency	Agency Total	Agency %	Credential Title	Credential Total	Subject Area	Subject Total
				Short-Term Staff Permit	3		
						Mild/Moderate Disabilities	2
						Moderate/Severe Disabilities	3
		983	98.9%	Fully Credentialed Teachers			
	LAKE ELSINORE UNIFIED SCHOOL DISTRICT Total	994					
RIVERSIDE	MENIFEE UNION SCHOOL DISTRICT	2	0.4%	UNIVERSITY INTERN CREDENTIALS			
				Education Specialist Instruction Credential	2		
						Mild/Moderate Disabilities	2
		1	0.2%	LIMITED ASSIGNMENT PERMIT			
				Special Education Limited Assignment Teaching Permi	1		
						Moderate/Severe Disabilities	1
		4	0.8%	SHORT-TERM STAFF PERMIT			
				Short-Term Staff Permit	4		
						Foundational-Level Mathematics (Examination)	1
						General Subjects (Examination)	3
		477	98.6%	Fully Credentialed Teachers			
	MENIFEE UNION SCHOOL DISTRICT Total	484					
RIVERSIDE	MORENO VALLEY UNIFIED SCHOOL DISTRICT	19	1.3%	UNIVERSITY INTERN CREDENTIALS			
				Education Specialist Instruction Credential	9		
						Mild/Moderate Disabilities	6
						Moderate/Severe Disabilities	3
				Multiple Subject Teaching Credential	1		
						General Subjects (Examination)	1
				Single Subject Teaching Credential	9		
						English	1
						English (Examination)	2
						Foundational-Level General Science (Examination)	1
						Foundational-Level Mathematics (Examination)	1
						Mathematics	2
						Mathematics (Examination)	1
						Music	1
		11	0.8%	LIMITED ASSIGNMENT PERMIT			
				General Education Limited Assignment Single Subject	8		
						Art	1
						Business	1

TABLE 5C
Distribution of Intern Credentials, Permits, Credential Waivers by County, School District, Type, and by Subject Area
July 1, 2015 to June 30, 2016

County	Agency	Agency Total	Agency %	Credential Title	Credential Total	Subject Area	Subject Total
						Industrial and Technology Education	3
						Science: Geosciences	2
						Social Science	1
				Special Education Limited Assignment Teaching Permi	3		
						Moderate/Severe Disabilities	2
						Visual Impairments	1
		3	0.2%	SHORT-TERM STAFF PERMIT			
				Short-Term Staff Permit	3		
						English (Examination)	1
						Mathematics	1
						Mathematics (Examination)	1
		1392	97.7%	Fully Credentialed Teachers			
	MORENO VALLEY UNIFIED SCHOOL DISTRICT Tot	1425					
RIVERSIDE	MURRIETA VALLEY UNIFIED SCHOOL DISTRICT	4	0.5%	UNIVERSITY INTERN CREDENTIALS			
				Education Specialist Instruction Credential	2		
						Mild/Moderate Disabilities	1
						Moderate/Severe Disabilities	1
				Multiple Subject Teaching Credential	1		
						General Subjects (Examination)	1
				Single Subject Teaching Credential	1		
						Music (Examination)	1
		16	1.8%	LIMITED ASSIGNMENT PERMIT			
				General Education Limited Assignment Single Subject	13		
						Art	2
						Foreign Language: American Sign Language	1
						Foundational-Level General Science	6
						Foundational-Level Mathematics	2
						Mathematics	1
						Science: Geosciences	1
				Special Education Limited Assignment Teaching Permi	3		
						Early Childhood Special Education	1
						Mild/Moderate Disabilities	2
		5	0.6%	SHORT-TERM STAFF PERMIT			
				Short-Term Staff Permit	5		
						Foreign Language: American Sign Language	1

TABLE 5C
Distribution of Intern Credentials, Permits, Credential Waivers by County, School District, Type, and by Subject Area
July 1, 2015 to June 30, 2016

County	Agency	Agency Total	Agency %	Credential Title	Credential Total	Subject Area	Subject Total
						Foreign Language: American Sign Language (Exa	1
						General Subjects (Examination)	1
						Mathematics	1
						Moderate/Severe Disabilities	1
		1	0.1%	PROVISIONAL INTERNSHIP PERMIT			
				Provisional Internship Permit	1		
						Early Childhood Special Education	1
		1	0.1%	CREDENTIAL WAIVERS			
				Single Subject Teaching Credential	1		
						Foreign Language: American Sign Language (Exa	1
		851	96.9%	Fully Credentialed Teachers			
	MURRIETA VALLEY UNIFIED SCHOOL DISTRICT Total	878					
RIVERSIDE	NUVIEW UNION SCHOOL DISTRICT	1	0.8%	UNIVERSITY INTERN CREDENTIALS			
				Education Specialist Instruction Credential	1		
						Mild/Moderate Disabilities	1
		4	3.1%	LIMITED ASSIGNMENT PERMIT			
				General Education Limited Assignment Single Subject	4		
						Foundational-Level General Science (Examination)	1
						Industrial and Technology Education	1
						Mathematics	1
						Science: Physics	1
						Social Science	1
		124	96.1%	Fully Credentialed Teachers			
	NUVIEW UNION SCHOOL DISTRICT Total	129					
RIVERSIDE	OAK GROVE / JACK WEAVER SCHOOL	1		UNIVERSITY INTERN CREDENTIALS			
				Education Specialist Instruction Credential	1		
						Mild/Moderate Disabilities	1
	OAK GROVE / JACK WEAVER SCHOOL Total	1					
RIVERSIDE	PALM SPRINGS UNIFIED SCHOOL DISTRICT	7	0.7%	UNIVERSITY INTERN CREDENTIALS			
				Education Specialist Instruction Credential	2		
						Mild/Moderate Disabilities	2
				Multiple Subject Teaching Credential	1		
						General Subjects (Examination)	1
				Single Subject Teaching Credential	4		
						English (Examination)	1

TABLE 5C
Distribution of Intern Credentials, Permits, Credential Waivers by County, School District, Type, and by Subject Area
July 1, 2015 to June 30, 2016

County	Agency	Agency Total	Agency %	Credential Title	Credential Total	Subject Area	Subject Total
						Foundational-Level General Science (Examination)	1
						Science: Biological Sciences (Examination)	1
						Science: Chemistry	1
						Science: Chemistry (Examination)	1
						Science: Physics (Examination)	1
		4	0.4%	LIMITED ASSIGNMENT PERMIT			
				Special Education Limited Assignment Teaching Permit	4		
						Moderate/Severe Disabilities	4
		1	0.1%	SHORT-TERM STAFF PERMIT			
				Short-Term Staff Permit	1		
						Foundational-Level General Science (Examination)	1
		1061	98.9%	Fully Credentialed Teachers			
	PALM SPRINGS UNIFIED SCHOOL DISTRICT Total	1073					
RIVERSIDE	PALO VERDE UNIFIED SCHOOL DISTRICT	3	2.4%	UNIVERSITY INTERN CREDENTIALS			
				Multiple Subject Teaching Credential	3		
						General Subjects (Examination)	3
		1	0.8%	LIMITED ASSIGNMENT PERMIT			
				General Education Limited Assignment Multiple Subject	1		
						General Subjects	1
		4	3.2%	SHORT-TERM STAFF PERMIT			
				Short-Term Staff Permit	4		
						General Subjects	3
						Mild/Moderate Disabilities	1
						Moderate/Severe Disabilities	1
		5	4.0%	CREDENTIAL WAIVERS			
				Multiple Subject Teaching Credential	5		
						General Subjects	5
		112	89.6%	Fully Credentialed Teachers			
	PALO VERDE UNIFIED SCHOOL DISTRICT Total	125					
RIVERSIDE	PERRIS ELEMENTARY SCHOOL DISTRICT	1	0.4%	SHORT-TERM STAFF PERMIT			
				Short-Term Staff Permit	1		
						Mild/Moderate Disabilities	1
		269	99.6%	Fully Credentialed Teachers			
	PERRIS ELEMENTARY SCHOOL DISTRICT Total	270					
RIVERSIDE	PERRIS UNION HIGH SCHOOL DISTRICT	8	1.9%	UNIVERSITY INTERN CREDENTIALS			

TABLE 5C
Distribution of Intern Credentials, Permits, Credential Waivers by County, School District, Type, and by Subject Area
July 1, 2015 to June 30, 2016

County	Agency	Agency Total	Agency %	Credential Title	Credential Total	Subject Area	Subject Total
				Education Specialist Instruction Credential	2		
						Mild/Moderate Disabilities	1
						Moderate/Severe Disabilities	1
				Single Subject Teaching Credential	6		
						English (Examination)	1
						Foreign Language: Spanish (Examination)	1
						Mathematics	1
						Science: Biological Sciences (Examination)	1
						Science: Geosciences (Examination)	2
						Social Science (Examination)	1
		410	98.1%	Fully Credentialed Teachers			
	PERRIS UNION HIGH SCHOOL DISTRICT Total	418					
RIVERSIDE	RIVER SPRINGS CHARTER	1		UNIVERSITY INTERN CREDENTIALS			
				Single Subject Teaching Credential	1		
						English (Examination)	1
		2		SHORT-TERM STAFF PERMIT			
				Short-Term Staff Permit	2		
						General Subjects	1
						Mild/Moderate Disabilities	1
	RIVER SPRINGS CHARTER Total	3					
RIVERSIDE	RIVERSIDE COUNTY OFFICE OF EDUCATION	24	5.1%	UNIVERSITY INTERN CREDENTIALS			
				Education Specialist Instruction Credential	24		
						Deaf and Hard-of-Hearing	2
						Early Childhood Special Education	1
						Mild/Moderate Disabilities	8
						Mild/Moderate Disabilities	1
						Moderate/Severe Disabilities	11
						Visual Impairments	1
		5	1.1%	LIMITED ASSIGNMENT PERMIT			
				General Education Limited Assignment Single Subject	1		
						Science: Chemistry	1
				Special Education Limited Assignment Teaching Permi	4		
						Mild/Moderate Disabilities	1
						Moderate/Severe Disabilities	3
		8	1.7%	SHORT-TERM STAFF PERMIT			

TABLE 5C
Distribution of Intern Credentials, Permits, Credential Waivers by County, School District, Type, and by Subject Area
July 1, 2015 to June 30, 2016

County	Agency	Agency Total	Agency %	Credential Title	Credential Total	Subject Area	Subject Total
				Short-Term Staff Permit	8		
						Early Childhood Special Education	1
						Mathematics	1
						Mild/Moderate Disabilities	6
		2	0.4%	PROVISIONAL INTERNSHIP PERMIT			
				Provisional Internship Permit	2		
						Moderate/Severe Disabilities	1
						Visual Impairments	1
		430	91.7%	Fully Credentialed Teachers			
	RIVERSIDE COUNTY OFFICE OF EDUCATION Total	469					
RIVERSIDE	RIVERSIDE UNIFIED SCHOOL DISTRICT	7	0.4%	UNIVERSITY INTERN CREDENTIALS			
				Education Specialist Instruction Credential	3		
						Early Childhood Special Education	1
						Mild/Moderate Disabilities	1
						Moderate/Severe Disabilities	1
				Single Subject Teaching Credential	4		
						Biological Sciences (Specialized) (Examination)	1
						English (Examination)	1
						Foreign Language: Spanish (Examination)	2
		4	0.2%	LIMITED ASSIGNMENT PERMIT			
				Special Education Limited Assignment Teaching Permi	4		
						Moderate/Severe Disabilities	4
		1850	99.4%	Fully Credentialed Teachers			
	RIVERSIDE UNIFIED SCHOOL DISTRICT Total	1861					
RIVERSIDE	SAN JACINTO UNIFIED SCHOOL DISTRICT	6	1.2%	UNIVERSITY INTERN CREDENTIALS			
				Education Specialist Instruction Credential	3		
						Early Childhood Special Education	1
						Mild/Moderate Disabilities	1
						Moderate/Severe Disabilities	1
				Single Subject Teaching Credential	3		
						Biological Sciences (Specialized) (Examination)	1
						Foundational-Level Mathematics (Examination)	1
						Physical Education (Examination)	1
		4	0.8%	LIMITED ASSIGNMENT PERMIT			
				General Education Limited Assignment Single Subject	2		

TABLE 5C
Distribution of Intern Credentials, Permits, Credential Waivers by County, School District, Type, and by Subject Area
July 1, 2015 to June 30, 2016

County	Agency	Agency Total	Agency %	Credential Title	Credential Total	Subject Area	Subject Total
						Art	1
						Industrial and Technology Education	1
				Special Education Limited Assignment Teaching Permi	2		
						Moderate/Severe Disabilities	2
		3	0.6%	SHORT-TERM STAFF PERMIT			
				Short-Term Staff Permit	3		
						English (Examination)	1
						Mild/Moderate Disabilities	1
						Science: Biological Sciences (Examination)	1
		480	97.4%	Fully Credentialed Teachers			
	SAN JACINTO UNIFIED SCHOOL DISTRICT Total	493					
RIVERSIDE	SAN JACINTO VALLEY ACADEMY (CHARTER)	2		UNIVERSITY INTERN CREDENTIALS			
				Single Subject Teaching Credential	2		
						English (Examination)	1
						Music (Examination)	1
	SAN JACINTO VALLEY ACADEMY (CHARTER) Total	2					
RIVERSIDE	SANTA ROSA ACADEMY	1		UNIVERSITY INTERN CREDENTIALS			
				Multiple Subject Teaching Credential	1		
						General Subjects (Examination)	1
	SANTA ROSA ACADEMY Total	1					
RIVERSIDE	SOMERSET EDUCATIONAL SERVICES	2		UNIVERSITY INTERN CREDENTIALS			
				Education Specialist Instruction Credential	2		
						Mild/Moderate Disabilities	2
	SOMERSET EDUCATIONAL SERVICES Total	2					
RIVERSIDE	SPECTRUM CENTER SCHOOLS - MISSION MIDDLE	1		UNIVERSITY INTERN CREDENTIALS			
				Education Specialist Instruction Credential	1		
						Moderate/Severe Disabilities	1
	SPECTRUM CENTER SCHOOLS - MISSION MIDDLE	1					
RIVERSIDE	STARTING GATE EDUCATIONAL SERVICES	2		UNIVERSITY INTERN CREDENTIALS			
				Education Specialist Instruction Credential	2		
						Mild/Moderate Disabilities	2
	STARTING GATE EDUCATIONAL SERVICES Total	2					
RIVERSIDE	SYCAMORE ACADEMY OF SCIENCE AND CULTURE	1		UNIVERSITY INTERN CREDENTIALS			
				Education Specialist Instruction Credential	1		
						Mild/Moderate Disabilities	1

TABLE 5C
Distribution of Intern Credentials, Permits, Credential Waivers by County, School District, Type, and by Subject Area
July 1, 2015 to June 30, 2016

County	Agency	Agency Total	Agency %	Credential Title	Credential Total	Subject Area	Subject Total
	SYCAMORE ACADEMY OF SCIENCE AND CULTURE	1					
RIVERSIDE	TEMECULA PREPARATORY SCHOOL (CHARTER)	1		SHORT-TERM STAFF PERMIT			
				Short-Term Staff Permit	1		
						Social Science	1
	TEMECULA PREPARATORY SCHOOL (CHARTER) T	1					
RIVERSIDE	TEMECULA VALLEY UNIFIED SCHOOL DISTRICT	4	0.3%	UNIVERSITY INTERN CREDENTIALS			
				Education Specialist Instruction Credential	4		
						Mild/Moderate Disabilities	4
		5	0.4%	LIMITED ASSIGNMENT PERMIT			
				General Education Limited Assignment Single Subject	3		
						Art (Examination)	1
						Foreign Language: American Sign Language (Exa	1
						Physical Education (Examination)	1
				Special Education Limited Assignment Teaching Permi	2		
						Moderate/Severe Disabilities	2
		3	0.2%	SHORT-TERM STAFF PERMIT			
				Short-Term Staff Permit	3		
						Mild/Moderate Disabilities	1
						Moderate/Severe Disabilities	1
						Music	1
		1	0.1%	CREDENTIAL WAIVERS			
				Single Subject Teaching Credential	1		
						Foreign Language: American Sign Language	1
		1231	99.0%	Fully Credentialed Teachers			
	TEMECULA VALLEY UNIFIED SCHOOL DISTRICT T	1244					
RIVERSIDE	VAL VERDE UNIFIED SCHOOL DISTRICT	7	0.9%	UNIVERSITY INTERN CREDENTIALS			
				Education Specialist Instruction Credential	5		
						Mild/Moderate Disabilities	4
						Moderate/Severe Disabilities	1
				Multiple Subject Teaching Credential	1		
						General Subjects (Examination)	1
				Single Subject Teaching Credential	1		
						English (Examination)	1
		5	0.6%	LIMITED ASSIGNMENT PERMIT			
				General Education Limited Assignment Single Subject	5		

TABLE 5C
Distribution of Intern Credentials, Permits, Credential Waivers by County, School District, Type, and by Subject Area
July 1, 2015 to June 30, 2016

County	Agency	Agency Total	Agency %	Credential Title	Credential Total	Subject Area	Subject Total
						Art	1
						Foreign Language: American Sign Language	2
						Foreign Language: American Sign Language (Exa	1
						Science: Physics	1
		10	1.2%	SHORT-TERM STAFF PERMIT			
				Short-Term Staff Permit	10		
						English	1
						General Subjects	1
						General Subjects (Examination)	3
						Mathematics	1
						Mild/Moderate Disabilities	3
						Moderate/Severe Disabilities	1
		790	97.3%	Fully Credentialed Teachers			
	VAL VERDE UNIFIED SCHOOL DISTRICT Total	812					
SACRAMENTO	ABC SCHOOL - SACRAMENTO	3		PROVISIONAL INTERNSHIP PERMIT			
				Provisional Internship Permit	3		
						Moderate/Severe Disabilities	3
	ABC SCHOOL - SACRAMENTO Total	3					
SACRAMENTO	ALDAR ACADEMY	2		SHORT-TERM STAFF PERMIT			
				Short-Term Staff Permit	2		
						Mild/Moderate Disabilities	2
						Moderate/Severe Disabilities	2
	ALDAR ACADEMY Total	2					
SACRAMENTO	ARCOHE UNION ELEMENTARY	3	14.3%	UNIVERSITY INTERN CREDENTIALS			
				Education Specialist Instruction Credential	1		
						Moderate/Severe Disabilities	1
				Multiple Subject Teaching Credential	1		
						General Subjects (Examination)	1
				Single Subject Teaching Credential	1		
						Foreign Language: Spanish	1
		1	4.8%	LIMITED ASSIGNMENT PERMIT			
				General Education Limited Assignment Single Subject	1		
						Mathematics	1
		1	4.8%	SHORT-TERM STAFF PERMIT			
				Short-Term Staff Permit	1		

TABLE 5C
Distribution of Intern Credentials, Permits, Credential Waivers by County, School District, Type, and by Subject Area
July 1, 2015 to June 30, 2016

County	Agency	Agency Total	Agency %	Credential Title	Credential Total	Subject Area	Subject Total
						Music	1
		16	76.2%	Fully Credentialed Teachers			
	ARCOHE UNION ELEMENTARY Total	21					
SACRAMENTO	ASPIRE ALEXANDER TWILIGHT SECONDARY ACADEMY	2		SHORT-TERM STAFF PERMIT			
				Short-Term Staff Permit	2		
						General Subjects	1
						General Subjects (Examination)	1
	ASPIRE ALEXANDER TWILIGHT SECONDARY ACADEMY Total	2					
SACRAMENTO	ASPIRE CAPITOL HEIGHTS ACADEMY	2		UNIVERSITY INTERN CREDENTIALS			
				Multiple Subject Teaching Credential	2		
						General Subjects (Examination)	2
		2		SHORT-TERM STAFF PERMIT			
				Short-Term Staff Permit	2		
						General Subjects	2
	ASPIRE CAPITOL HEIGHTS ACADEMY Total	4					
SACRAMENTO	CALIFORNIA EDUCATION AUTHORITY	1		PROVISIONAL INTERNSHIP PERMIT			
				Provisional Internship Permit	1		
						Mathematics	1
	CALIFORNIA EDUCATION AUTHORITY Total	1					
SACRAMENTO	CAPITOL ACADEMY	1		UNIVERSITY INTERN CREDENTIALS			
				Education Specialist Instruction Credential	1		
						Moderate/Severe Disabilities	1
		4		SHORT-TERM STAFF PERMIT			
				Short-Term Staff Permit	4		
						Mild/Moderate Disabilities	4
	CAPITOL ACADEMY Total	5					
SACRAMENTO	CAPITOL ELEMENTARY	4		SHORT-TERM STAFF PERMIT			
				Short-Term Staff Permit	4		
						Mild/Moderate Disabilities	2
						Moderate/Severe Disabilities	2
	CAPITOL ELEMENTARY Total	4					
SACRAMENTO	CENTER UNIFIED SCHOOL DISTRICT	4	2.0%	LIMITED ASSIGNMENT PERMIT			
				General Education Limited Assignment Single Subject	4		
						Foreign Language: Spanish	1
						Health Science	1

TABLE 5C
Distribution of Intern Credentials, Permits, Credential Waivers by County, School District, Type, and by Subject Area
July 1, 2015 to June 30, 2016

County	Agency	Agency Total	Agency %	Credential Title	Credential Total	Subject Area	Subject Total
						Mathematics	2
		195	98.0%	Fully Credentialed Teachers			
	CENTER UNIFIED SCHOOL DISTRICT Total	199					
SACRAMENTO	COMMUNITY OUTREACH ACADEMY	1		UNIVERSITY INTERN CREDENTIALS			
				Single Subject Teaching Credential	1		
						Physical Education	1
	COMMUNITY OUTREACH ACADEMY Total	1					
SACRAMENTO	ELK GROVE UNIFIED SCHOOL DISTRICT	12	0.4%	UNIVERSITY INTERN CREDENTIALS			
				Education Specialist Instruction Credential	9		
						Early Childhood Special Education	1
						Mild/Moderate Disabilities	1
						Moderate/Severe Disabilities	7
				Single Subject Teaching Credential	3		
						Art (Examination)	1
						English (Examination)	1
						Foreign Language: Spanish	1
		23	0.8%	LIMITED ASSIGNMENT PERMIT			
				General Education Limited Assignment Multiple Subje	1		
						General Subjects	1
				General Education Limited Assignment Single Subject	7		
						Art	2
						English	1
						Foreign Language: Japanese	1
						Industrial and Technology Education	2
						Science: Chemistry	1
				Special Education Limited Assignment Teaching Permi	15		
						Mild/Moderate Disabilities	1
						Moderate/Severe Disabilities	11
						Physical and Health Impairments	3
		19	0.6%	SHORT-TERM STAFF PERMIT			
				Short-Term Staff Permit	19		
						Business	1
						Early Childhood Special Education	1
						English	1
						Foreign Language: French (Examination)	1

TABLE 5C
Distribution of Intern Credentials, Permits, Credential Waivers by County, School District, Type, and by Subject Area
July 1, 2015 to June 30, 2016

County	Agency	Agency Total	Agency %	Credential Title	Credential Total	Subject Area	Subject Total
						Foreign Language: Spanish	3
						Health Science	1
						Mathematics	1
						Mild/Moderate Disabilities	6
						Moderate/Severe Disabilities	2
						Social Science	1
						Social Science (Examination)	1
		3024	98.3%	Fully Credentialed Teachers			
	ELK GROVE UNIFIED SCHOOL DISTRICT Total	3078					
SACRAMENTO	ELVERTA JOINT ELEMENTARY	1	6.7%	UNIVERSITY INTERN CREDENTIALS			
				Single Subject Teaching Credential	1		
						Social Science (Examination)	1
		1	6.7%	DISTRICT INTERNSHIP CERTIFICATES			
				District Intern Credential / Multiple Subject	1		
						General Subjects (Examination)	1
		13	86.7%	Fully Credentialed Teachers			
	ELVERTA JOINT ELEMENTARY Total	15					
SACRAMENTO	FOLSOM-CORDOVA UNIFIED SCHOOL DISTRICT	3	0.3%	UNIVERSITY INTERN CREDENTIALS			
				Education Specialist Instruction Credential	1		
						Moderate/Severe Disabilities	1
				Multiple Subject Teaching Credential	1		
						General Subjects (Examination)	1
				Single Subject Teaching Credential	1		
						Foundational-Level General Science (Examination)	1
		1	0.1%	SHORT-TERM STAFF PERMIT			
				Short-Term Staff Permit	1		
						Physical Education	1
		910	99.6%	Fully Credentialed Teachers			
	FOLSOM-CORDOVA UNIFIED SCHOOL DISTRICT Total	914					
SACRAMENTO	FORTUNE	2		UNIVERSITY INTERN CREDENTIALS			
				Multiple Subject Teaching Credential	1		
						General Subjects (Examination)	1
				Single Subject Teaching Credential	1		
						Physical Education (Examination)	1
		9		DISTRICT INTERNSHIP CERTIFICATES			

TABLE 5C
Distribution of Intern Credentials, Permits, Credential Waivers by County, School District, Type, and by Subject Area
July 1, 2015 to June 30, 2016

County	Agency	Agency Total	Agency %	Credential Title	Credential Total	Subject Area	Subject Total
				District Intern Credential / Multiple Subject	7		
						General Subjects (Examination)	7
				District Intern Credential / Single Subject	2		
						Physical Education	1
						Science: Geosciences (Examination)	1
		2		LIMITED ASSIGNMENT PERMIT			
				Special Education Limited Assignment Teaching Permi	2		
						Moderate/Severe Disabilities	2
	FORTUNE Total	13					
SACRAMENTO	GALT JOINT UNION ELEMENTARY SCHOOL DISTR	1	0.5%	SHORT-TERM STAFF PERMIT			
				Short-Term Staff Permit	1		
						Moderate/Severe Disabilities	1
		192	99.5%	Fully Credentialed Teachers			
	GALT JOINT UNION ELEMENTARY SCHOOL DISTR	193					
SACRAMENTO	GALT JOINT UNION HIGH	2	2.0%	UNIVERSITY INTERN CREDENTIALS			
				Education Specialist Instruction Credential	1		
						Mild/Moderate Disabilities	1
				Single Subject Teaching Credential	1		
						Art (Examination)	1
		1	1.0%	DISTRICT INTERNSHIP CERTIFICATES			
				District Intern Credential / Single Subject	1		
						Foundational-Level General Science (Examinatio	1
		1	1.0%	LIMITED ASSIGNMENT PERMIT			
				General Education Limited Assignment Single Subject	1		
						Physical Education	1
		97	96.0%	Fully Credentialed Teachers			
	GALT JOINT UNION HIGH Total	101					
SACRAMENTO	GATEWAY INTERNATIONAL	2		UNIVERSITY INTERN CREDENTIALS			
				Multiple Subject Teaching Credential	1		
						General Subjects (Examination)	1
				Single Subject Teaching Credential	1		
						Physical Education (Examination)	1
	GATEWAY INTERNATIONAL Total	2					
SACRAMENTO	LAND PARK ACADEMY	2		UNIVERSITY INTERN CREDENTIALS			
				Education Specialist Instruction Credential	2		

TABLE 5C
Distribution of Intern Credentials, Permits, Credential Waivers by County, School District, Type, and by Subject Area
July 1, 2015 to June 30, 2016

County	Agency	Agency Total	Agency %	Credential Title	Credential Total	Subject Area	Subject Total
						Moderate/Severe Disabilities	2
	LAND PARK ACADEMY Total	2					
SACRAMENTO	NATOMAS PACIFIC PATHWAYS PREP	1		DISTRICT INTERNSHIP CERTIFICATES			
				District Intern Credential / Single Subject	1		
						Physical Education (Examination)	1
	NATOMAS PACIFIC PATHWAYS PREP Total	1					
SACRAMENTO	NATOMAS UNIFIED SCHOOL DISTRICT	2	0.3%	UNIVERSITY INTERN CREDENTIALS			
				Education Specialist Instruction Credential	1		
						Mild/Moderate Disabilities	1
				Single Subject Teaching Credential	1		
						Physical Education (Examination)	1
		3	0.4%	DISTRICT INTERNSHIP CERTIFICATES			
				District Intern Credential / Ed. Specialist	1		
						Mild/Moderate Disabilities	1
				District Intern Credential / Multiple Subject	1		
						General Subjects (Examination)	1
				District Intern Credential / Single Subject	1		
						Science: Biological Sciences (Examination)	1
		2	0.3%	LIMITED ASSIGNMENT PERMIT			
				General Education Limited Assignment Single Subject	1		
						Science: Physics	1
				Special Education Limited Assignment Teaching Permi	1		
						Physical and Health Impairments	1
		1	0.2%	SHORT-TERM STAFF PERMIT			
				Short-Term Staff Permit	1		
						Science: Chemistry	1
		669	98.8%	Fully Credentialed Teachers			
	NATOMAS UNIFIED SCHOOL DISTRICT Total	677					
SACRAMENTO	NORTHERN CALIFORNIA PREP SCHOOL	1		UNIVERSITY INTERN CREDENTIALS			
				Education Specialist Instruction Credential	1		
						Mild/Moderate Disabilities	1
		2		DISTRICT INTERNSHIP CERTIFICATES			
				District Intern Credential / Ed. Specialist	2		
						Mild/Moderate Disabilities	2
	NORTHERN CALIFORNIA PREP SCHOOL Total	3					

TABLE 5C
Distribution of Intern Credentials, Permits, Credential Waivers by County, School District, Type, and by Subject Area
July 1, 2015 to June 30, 2016

County	Agency	Agency Total	Agency %	Credential Title	Credential Total	Subject Area	Subject Total					
SACRAMENTO	OAK PARK PREPARATORY ACADEMY	2		SHORT-TERM STAFF PERMIT	2							
				Short-Term Staff Permit								
							Foundational-Level General Science (Examination)	1				
							Social Science	1				
	OAK PARK PREPARATORY ACADEMY Total	2										
SACRAMENTO	POINT QUEST EDUCATION, INC.	2		UNIVERSITY INTERN CREDENTIALS	2							
				Education Specialist Instruction Credential								
							Mild/Moderate Disabilities	1				
							Moderate/Severe Disabilities	2				
	POINT QUEST EDUCATION, INC. Total	2										
SACRAMENTO	RIVER DELTA UNIFIED SCHOOL DISTRICT	4	3.6%	UNIVERSITY INTERN CREDENTIALS	3							
				Education Specialist Instruction Credential								
							Mild/Moderate Disabilities	3				
							Multiple Subject Teaching Credential	1				
							General Subjects (Examination)	1				
						4	3.6%	DISTRICT INTERNSHIP CERTIFICATES	1			
							District Intern Credential / Multiple Subject					
										General Subjects (Examination)	1	
							District Intern Credential / Single Subject	3				
											Foundational-Level Mathematics (Examination)	2
											Science: Biological Sciences (Examination)	1
						2	1.8%	LIMITED ASSIGNMENT PERMIT	2			
								General Education Limited Assignment Single Subject				
											Business (Examination)	1
						Science: Physics	1					
	2	1.8%	SHORT-TERM STAFF PERMIT	2								
			Short-Term Staff Permit									
						Art	1					
						General Subjects (Examination)	1					
	1	0.9%	CREDENTIAL WAIVERS	1								
			Single Subject Teaching Credential									
						Mathematics	1					
		98	88.3%	Fully Credentialed Teachers								
	RIVER DELTA UNIFIED SCHOOL DISTRICT Total	111										
SACRAMENTO	ROBLA ELEMENTARY	2	1.8%	UNIVERSITY INTERN CREDENTIALS								

TABLE 5C
Distribution of Intern Credentials, Permits, Credential Waivers by County, School District, Type, and by Subject Area
July 1, 2015 to June 30, 2016

County	Agency	Agency Total	Agency %	Credential Title	Credential Total	Subject Area	Subject Total
				Education Specialist Instruction Credential	1		
						Mild/Moderate Disabilities	1
				Multiple Subject Teaching Credential	1		
						General Subjects (Examination)	1
		111	98.2%	Fully Credentialed Teachers			
	ROBLA ELEMENTARY Total	113					
SACRAMENTO	SACRAMENTO CHARTER HIGH	10		SHORT-TERM STAFF PERMIT			
				Short-Term Staff Permit	10		
						English	3
						Foreign Language: Spanish	1
						Physical Education	1
						Social Science	5
	SACRAMENTO CHARTER HIGH Total	10					
SACRAMENTO	SACRAMENTO CITY UNIFIED SCHOOL DISTRICT	12	0.6%	UNIVERSITY INTERN CREDENTIALS			
				Education Specialist Instruction Credential	6		
						Mild/Moderate Disabilities	5
						Moderate/Severe Disabilities	1
				Multiple Subject Teaching Credential	5		
						General Subjects (Examination)	5
				Single Subject Teaching Credential	1		
						Foreign Language: Spanish (Examination)	1
		15	0.7%	DISTRICT INTERNSHIP CERTIFICATES			
				District Intern Credential / Ed. Specialist	4		
						Mild/Moderate Disabilities	4
				District Intern Credential / Multiple Subject	7		
						General Subjects (Examination)	7
				District Intern Credential / Single Subject	4		
						Foundational-Level Mathematics (Examination)	2
						Mathematics (Examination)	1
						Science: Biological Sciences (Examination)	1
						Science: Chemistry (Examination)	1
		40	2.0%	LIMITED ASSIGNMENT PERMIT			
				General Education Limited Assignment Single Subject	37		
						Art	2
						Art (Examination)	1

TABLE 5C
Distribution of Intern Credentials, Permits, Credential Waivers by County, School District, Type, and by Subject Area
July 1, 2015 to June 30, 2016

County	Agency	Agency Total	Agency %	Credential Title	Credential Total	Subject Area	Subject Total
						English	9
						Foreign Language: French	1
						Foreign Language: Spanish	2
						Foundational-Level General Science	1
						Health Science	2
						Industrial and Technology Education	6
						Mathematics	3
						Music	1
						Physical Education	2
						Science: Chemistry	1
						Science: Geosciences	2
						Social Science	5
				Special Education Limited Assignment Teaching Permi	3		
						Early Childhood Special Education	1
						Moderate/Severe Disabilities	1
						Physical and Health Impairments	1
		19	0.9%	SHORT-TERM STAFF PERMIT			
				Short-Term Staff Permit	19		
						English (Examination)	1
						Foreign Language: Mandarin	1
						Foundational-Level Mathematics (Examination)	1
						General Subjects	1
						General Subjects (Examination)	2
						Mathematics	2
						Mild/Moderate Disabilities	7
						Physical Education	1
						Physical Education (Examination)	1
						Science: Biological Sciences (Examination)	1
						Science: Physics (Examination)	1
		1945	95.8%	Fully Credentialed Teachers			
	SACRAMENTO CITY UNIFIED SCHOOL DISTRICT T	2031					
SACRAMENTO	SACRAMENTO COUNTY OFFICE OF EDUCATION	5	3.4%	DISTRICT INTERNSHIP CERTIFICATES			
				District Intern Credential / Multiple Subject	4		
						General Subjects (Examination)	4
				District Intern Credential / Single Subject	1		

TABLE 5C
Distribution of Intern Credentials, Permits, Credential Waivers by County, School District, Type, and by Subject Area
July 1, 2015 to June 30, 2016

County	Agency	Agency Total	Agency %	Credential Title	Credential Total	Subject Area	Subject Total
						Mathematics (Examination)	1
		141	96.6%	Fully Credentialed Teachers			
	SACRAMENTO COUNTY OFFICE OF EDUCATION T	146					
SACRAMENTO	SAN JUAN UNIFIED SCHOOL DISTRICT	7	0.3%	UNIVERSITY INTERN CREDENTIALS			
				Education Specialist Instruction Credential	3		
						Mild/Moderate Disabilities	1
						Moderate/Severe Disabilities	2
				Multiple Subject Teaching Credential	3		
						General Subjects (Examination)	3
				Single Subject Teaching Credential	1		
						Art (Examination)	1
		4	0.2%	DISTRICT INTERNSHIP CERTIFICATES			
				District Intern Credential / Ed. Specialist	2		
						Mild/Moderate Disabilities	2
				District Intern Credential / Single Subject	2		
						English (Examination)	1
						Foreign Language: Spanish (Examination)	1
		13	0.6%	LIMITED ASSIGNMENT PERMIT			
				General Education Limited Assignment Single Subject	13		
						English	2
						Health Science	1
						Mathematics	4
						Physical Education	4
						Physical Education (Examination)	1
						Science: Geosciences	1
						Social Science	1
		28	1.3%	SHORT-TERM STAFF PERMIT			
				Short-Term Staff Permit	28		
						Art	2
						Early Childhood Special Education	1
						English (Examination)	1
						Foundational-Level General Science (Examination)	1
						General Subjects	1
						General Subjects (Examination)	5
						Mathematics	1

TABLE 5C
Distribution of Intern Credentials, Permits, Credential Waivers by County, School District, Type, and by Subject Area
July 1, 2015 to June 30, 2016

County	Agency	Agency Total	Agency %	Credential Title	Credential Total	Subject Area	Subject Total
						Mild/Moderate Disabilities	4
						Moderate/Severe Disabilities	7
						Music	2
						Physical Education	2
						Physical Education (Examination)	1
		2159	97.7%	Fully Credentialed Teachers			
	SAN JUAN UNIFIED SCHOOL DISTRICT Total	2211					
SACRAMENTO	SIERRA SCHOOL AT EASTERN	1		UNIVERSITY INTERN CREDENTIALS			
				Education Specialist Instruction Credential	1		
						Moderate/Severe Disabilities	1
		1		SHORT-TERM STAFF PERMIT			
				Short-Term Staff Permit	1		
						Mild/Moderate Disabilities	1
		1		PROVISIONAL INTERNSHIP PERMIT			
				Provisional Internship Permit	1		
						Moderate/Severe Disabilities	1
	SIERRA SCHOOL AT EASTERN Total	3					
SACRAMENTO	ST. HOPE PUBLIC SCHOOL	4		UNIVERSITY INTERN CREDENTIALS			
				Single Subject Teaching Credential	4		
						English (Examination)	1
						Foundational-Level General Science (Examination)	1
						Foundational-Level Mathematics (Examination)	2
	ST. HOPE PUBLIC SCHOOL Total	4					
SACRAMENTO	ST. HOPE PUBLIC SCHOOL 7	2		UNIVERSITY INTERN CREDENTIALS			
				Education Specialist Instruction Credential	1		
						Mild/Moderate Disabilities	1
				Single Subject Teaching Credential	1		
						Foundational-Level Mathematics (Examination)	1
		6		SHORT-TERM STAFF PERMIT			
				Short-Term Staff Permit	6		
						English	1
						General Subjects	2
						General Subjects (Examination)	1
						Mild/Moderate Disabilities	1
						Physical Education	1

TABLE 5C
Distribution of Intern Credentials, Permits, Credential Waivers by County, School District, Type, and by Subject Area
July 1, 2015 to June 30, 2016

County	Agency	Agency Total	Agency %	Credential Title	Credential Total	Subject Area	Subject Total
	ST. HOPE PUBLIC SCHOOL 7 Total	8					
SACRAMENTO	TWIN RIVERS UNIFIED SCHOOL DISTRICT	6	0.4%	UNIVERSITY INTERN CREDENTIALS			
				Education Specialist Instruction Credential	4		
						Mild/Moderate Disabilities	3
						Moderate/Severe Disabilities	1
				Single Subject Teaching Credential	2		
						Foreign Language: Spanish	1
						Music (Examination)	1
		3	0.2%	DISTRICT INTERNSHIP CERTIFICATES			
				District Intern Credential / Ed. Specialist	1		
						Mild/Moderate Disabilities	1
				District Intern Credential / Multiple Subject	2		
						General Subjects (Examination)	2
		6	0.4%	LIMITED ASSIGNMENT PERMIT			
				General Education Limited Assignment Single Subject	5		
						Art	4
						Mathematics	1
				Special Education Limited Assignment Teaching Permi	1		
						Moderate/Severe Disabilities	1
		11	0.7%	SHORT-TERM STAFF PERMIT			
				Short-Term Staff Permit	11		
						Agriculture	1
						Early Childhood Special Education	1
						General Subjects	1
						General Subjects (Examination)	1
						Mild/Moderate Disabilities	1
						Music	1
						Physical Education	2
						Physical and Health Impairments	1
						Science: Chemistry	2
						Science: Chemistry (Examination)	1
		1513	98.3%	Fully Credentialed Teachers			
	TWIN RIVERS UNIFIED SCHOOL DISTRICT Total	1539					
SAN BENITO	AROMAS/SAN JUAN UNIFIED SCHOOL DISTRICT	1	1.9%	UNIVERSITY INTERN CREDENTIALS			
				Multiple Subject Teaching Credential	1		

TABLE 5C
Distribution of Intern Credentials, Permits, Credential Waivers by County, School District, Type, and by Subject Area
July 1, 2015 to June 30, 2016

County	Agency	Agency Total	Agency %	Credential Title	Credential Total	Subject Area	Subject Total
						General Subjects (Examination)	1
		1	1.9%	LIMITED ASSIGNMENT PERMIT			
				General Education Limited Assignment Multiple Subje	1		
						General Subjects	1
		2	3.7%	SHORT-TERM STAFF PERMIT			
				Short-Term Staff Permit	2		
						General Subjects (Examination)	1
						Physical Education (Examination)	1
		1	1.9%	PROVISIONAL INTERNSHIP PERMIT			
				Provisional Internship Permit	1		
						Foreign Language: Spanish	1
		49	90.7%	Fully Credentialed Teachers			
	AROMAS/SAN JUAN UNIFIED SCHOOL DISTRICT T	54					
SAN BENITO	HOLLISTER ELEMENTARY	7	2.5%	UNIVERSITY INTERN CREDENTIALS			
				Education Specialist Instruction Credential	1		
						Mild/Moderate Disabilities	1
				Multiple Subject Teaching Credential	6		
						General Subjects (Examination)	6
		10	3.6%	SHORT-TERM STAFF PERMIT			
				Short-Term Staff Permit	10		
						General Subjects	7
						Mild/Moderate Disabilities	2
						Moderate/Severe Disabilities	1
		264	94.0%	Fully Credentialed Teachers			
	HOLLISTER ELEMENTARY Total	281					
SAN BENITO	JEFFERSON ELEMENTARY	1	100.0%	UNIVERSITY INTERN CREDENTIALS			
				Multiple Subject Teaching Credential	1		
						General Subjects (Examination)	1
		0	0.0%	Fully Credentialed Teachers			
	JEFFERSON ELEMENTARY Total	1					
SAN BENITO	SAN BENITO COUNTY OFFICE OF EDUCATION	2	33.3%	UNIVERSITY INTERN CREDENTIALS			
				Education Specialist Instruction Credential	2		
						Early Childhood Special Education	2
		4	66.7%	Fully Credentialed Teachers			
	SAN BENITO COUNTY OFFICE OF EDUCATION Tot	6					

TABLE 5C
Distribution of Intern Credentials, Permits, Credential Waivers by County, School District, Type, and by Subject Area
July 1, 2015 to June 30, 2016

County	Agency	Agency Total	Agency %	Credential Title	Credential Total	Subject Area	Subject Total
SAN BENITO	SAN BENITO HIGH SCHOOL DISTRICT	1	0.8%	UNIVERSITY INTERN CREDENTIALS			
				Single Subject Teaching Credential	1		
						Mathematics	1
		5	3.9%	SHORT-TERM STAFF PERMIT			
				Short-Term Staff Permit	5		
						English	2
						Foreign Language: American Sign Language	1
						Mild/Moderate Disabilities	2
		3	2.3%	PROVISIONAL INTERNSHIP PERMIT			
				Provisional Internship Permit	3		
						Mathematics	1
						Mild/Moderate Disabilities	1
						Moderate/Severe Disabilities	1
		121	93.1%	Fully Credentialed Teachers			
	SAN BENITO HIGH SCHOOL DISTRICT Total	130					
SAN BENITO	SOUTHSIDE ELEMENTARY SCHOOL DISTRICT	1	12.5%	PROVISIONAL INTERNSHIP PERMIT			
				Provisional Internship Permit	1		
						General Subjects	1
		7	87.5%	Fully Credentialed Teachers			
	SOUTHSIDE ELEMENTARY SCHOOL DISTRICT Total	8					
SAN BERNARDIN	ADELANTO ELEMENTARY SCHOOL DISTRICT	3	0.7%	UNIVERSITY INTERN CREDENTIALS			
				Multiple Subject Teaching Credential	3		
						General Subjects (Examination)	3
		446	99.3%	Fully Credentialed Teachers			
	ADELANTO ELEMENTARY SCHOOL DISTRICT Total	449					
SAN BERNARDIN	ALTA LOMA ELEMENTARY	1	0.4%	SHORT-TERM STAFF PERMIT			
				Short-Term Staff Permit	1		
						Mild/Moderate Disabilities	1
		228	99.6%	Fully Credentialed Teachers			
	ALTA LOMA ELEMENTARY Total	229					
SAN BERNARDIN	ALTA VISTA PUBLIC	3		UNIVERSITY INTERN CREDENTIALS			
				Education Specialist Instruction Credential	2		
						Mild/Moderate Disabilities	2
				Single Subject Teaching Credential	1		
						Foundational-Level Mathematics (Examination)	1

TABLE 5C
Distribution of Intern Credentials, Permits, Credential Waivers by County, School District, Type, and by Subject Area
July 1, 2015 to June 30, 2016

County	Agency	Agency Total	Agency %	Credential Title	Credential Total	Subject Area	Subject Total
	ALTA VISTA PUBLIC Total	3					
SAN BERNARDIN	ALTUS ACADEMY	4		UNIVERSITY INTERN CREDENTIALS			
				Education Specialist Instruction Credential	4		
						Mild/Moderate Disabilities	1
						Moderate/Severe Disabilities	3
	ALTUS ACADEMY Total	4					
SAN BERNARDIN	APPLE VALLEY UNIFIED SCHOOL DISTRICT	8	1.3%	UNIVERSITY INTERN CREDENTIALS			
				Education Specialist Instruction Credential	2		
						Mild/Moderate Disabilities	1
						Moderate/Severe Disabilities	1
				Multiple Subject Teaching Credential	3		
						General Subjects (Examination)	3
				Single Subject Teaching Credential	3		
						Foundational-Level General Science (Examination)	1
						Physical Education	1
						Physical Education (Examination)	1
		8	1.3%	SHORT-TERM STAFF PERMIT			
				Short-Term Staff Permit	8		
						Business	1
						Foundational-Level General Science (Examination)	1
						General Subjects	1
						General Subjects (Examination)	4
						Mild/Moderate Disabilities	1
						Science: Biological Sciences	1
						Science: Chemistry	1
		8	1.3%	PROVISIONAL INTERNSHIP PERMIT			
				Provisional Internship Permit	8		
						General Subjects	2
						Mild/Moderate Disabilities	1
						Moderate/Severe Disabilities	2
						Physical Education	1
						Science: Biological Sciences	1
						Science: Geosciences	1
		599	96.2%	Fully Credentialed Teachers			
	APPLE VALLEY UNIFIED SCHOOL DISTRICT Total	623					

TABLE 5C
Distribution of Intern Credentials, Permits, Credential Waivers by County, School District, Type, and by Subject Area
July 1, 2015 to June 30, 2016

County	Agency	Agency Total	Agency %	Credential Title	Credential Total	Subject Area	Subject Total							
SAN BERNARDIN	BARSTOW UNIFIED SCHOOL DISTRICT	7	2.7%	UNIVERSITY INTERN CREDENTIALS	3									
				Education Specialist Instruction Credential		Mild/Moderate Disabilities	2							
						Moderate/Severe Disabilities	1							
				Multiple Subject Teaching Credential		2								
						General Subjects (Examination)	2							
						Single Subject Teaching Credential	2							
						Foundational-Level Mathematics (Examination)	1							
						Music (Examination)	1							
						10	3.9%	LIMITED ASSIGNMENT PERMIT	10					
								General Education Limited Assignment Single Subject		English	3			
										Foundational-Level General Science	2			
										Foundational-Level General Science (Examination)	1			
										Foundational-Level Mathematics	3			
										Physical Education	1			
								2		0.8%	SHORT-TERM STAFF PERMIT	2		
											Short-Term Staff Permit		Mild/Moderate Disabilities	1
													Moderate/Severe Disabilities	1
										238	92.6%	Fully Credentialed Teachers		
						BARSTOW UNIFIED SCHOOL DISTRICT Total	257							
				SAN BERNARDIN		BEAR VALLEY UNIFIED SCHOOL DISTRICT	1	0.9%	UNIVERSITY INTERN CREDENTIALS	1				
									Education Specialist Instruction Credential		Mild/Moderate Disabilities	1		
											112	99.1%	Fully Credentialed Teachers	
	BEAR VALLEY UNIFIED SCHOOL DISTRICT Total	113												
SAN BERNARDIN	CENTRAL ELEMENTARY	1	0.5%	UNIVERSITY INTERN CREDENTIALS	1									
				Multiple Subject Teaching Credential		General Subjects (Examination)	1							
		194	99.5%	Fully Credentialed Teachers										
	CENTRAL ELEMENTARY Total	195												
SAN BERNARDIN	CHAFFEY JOINT UNION HIGH SCHOOL DISTRICT	1	0.1%	UNIVERSITY INTERN CREDENTIALS	1									
				Single Subject Teaching Credential		Science: Physics (Examination)	1							

TABLE 5C
Distribution of Intern Credentials, Permits, Credential Waivers by County, School District, Type, and by Subject Area
July 1, 2015 to June 30, 2016

County	Agency	Agency Total	Agency %	Credential Title	Credential Total	Subject Area	Subject Total
		1	0.1%	SHORT-TERM STAFF PERMIT			
				Short-Term Staff Permit	1		
						Foreign Language: American Sign Language	1
		965	99.8%	Fully Credentialed Teachers			
	CHAFFEY JOINT UNION HIGH SCHOOL DISTRICT	967					
SAN BERNARDIN	CHINO VALLEY UNIFIED SCHOOL DISTRICT	4	0.3%	UNIVERSITY INTERN CREDENTIALS			
				Education Specialist Instruction Credential	4		
						Mild/Moderate Disabilities	4
		1	0.1%	LIMITED ASSIGNMENT PERMIT			
				General Education Limited Assignment Single Subject	1		
						Music	1
		1	0.1%	SHORT-TERM STAFF PERMIT			
				Short-Term Staff Permit	1		
						Mild/Moderate Disabilities	1
		1312	99.5%	Fully Credentialed Teachers			
	CHINO VALLEY UNIFIED SCHOOL DISTRICT Total	1318					
SAN BERNARDIN	COLTON JOINT UNIFIED SCHOOL DISTRICT	11	1.0%	UNIVERSITY INTERN CREDENTIALS			
				Education Specialist Instruction Credential	5		
						Mild/Moderate Disabilities	4
						Moderate/Severe Disabilities	1
				Multiple Subject Teaching Credential	1		
						General Subjects (Examination)	1
				Single Subject Teaching Credential	5		
						Mathematics (Examination)	2
						Social Science	1
						Social Science (Examination)	2
		1075	99.0%	Fully Credentialed Teachers			
	COLTON JOINT UNIFIED SCHOOL DISTRICT Total	1086					
SAN BERNARDIN	DESERT TRAILS PREPARATORY ACADEMY	2		UNIVERSITY INTERN CREDENTIALS			
				Multiple Subject Teaching Credential	2		
						General Subjects (Examination)	2
	DESERT TRAILS PREPARATORY ACADEMY Total	2					
SAN BERNARDIN	ENCORE HIGH SCHOOL FOR THE PERFORMING A	3		UNIVERSITY INTERN CREDENTIALS			
				Multiple Subject Teaching Credential	1		
						General Subjects (Examination)	1

TABLE 5C
Distribution of Intern Credentials, Permits, Credential Waivers by County, School District, Type, and by Subject Area
July 1, 2015 to June 30, 2016

County	Agency	Agency Total	Agency %	Credential Title	Credential Total	Subject Area	Subject Total
				Single Subject Teaching Credential	2		
						Music (Examination)	1
						Social Science (Examination)	1
	ENCORE HIGH SCHOOL FOR THE PERFORMING A	3					
SAN BERNARDIN	ETIWANDA ELEMENTARY SCHOOL DISTRICT	3	0.5%	UNIVERSITY INTERN CREDENTIALS			
				Education Specialist Instruction Credential	3		
						Mild/Moderate Disabilities	2
						Moderate/Severe Disabilities	1
		7	1.1%	LIMITED ASSIGNMENT PERMIT			
				General Education Limited Assignment Multiple Subje	3		
						General Subjects (Examination)	3
				General Education Limited Assignment Single Subject	3		
						Physical Education	2
						Physical Education (Examination)	1
				Special Education Limited Assignment Teaching Permi	1		
						Moderate/Severe Disabilities	1
		1	0.2%	SHORT-TERM STAFF PERMIT			
				Short-Term Staff Permit	1		
						General Subjects (Examination)	1
		606	98.2%	Fully Credentialed Teachers			
	ETIWANDA ELEMENTARY SCHOOL DISTRICT Total	617					
SAN BERNARDIN	EXCELSIOR EDUCATION CENTER (CHARTER)	2		UNIVERSITY INTERN CREDENTIALS			
				Education Specialist Instruction Credential	1		
						Mild/Moderate Disabilities	1
				Single Subject Teaching Credential	1		
						Foundational-Level Mathematics (Examination)	1
	EXCELSIOR EDUCATION CENTER (CHARTER) Total	2					
SAN BERNARDIN	FONTANA UNIFIED SCHOOL DISTRICT	10	0.6%	UNIVERSITY INTERN CREDENTIALS			
				Education Specialist Instruction Credential	6		
						Mild/Moderate Disabilities	6
				Single Subject Teaching Credential	4		
						English (Examination)	2
						Foundational-Level Mathematics (Examination)	2
		1	0.1%	SHORT-TERM STAFF PERMIT			
				Short-Term Staff Permit	1		

TABLE 5C
Distribution of Intern Credentials, Permits, Credential Waivers by County, School District, Type, and by Subject Area
July 1, 2015 to June 30, 2016

County	Agency	Agency Total	Agency %	Credential Title	Credential Total	Subject Area	Subject Total
		1	0.1%	PROVISIONAL INTERNSHIP PERMIT		Mild/Moderate Disabilities	1
				Provisional Internship Permit	1		
						Mild/Moderate Disabilities	1
		1	0.1%	CREDENTIAL WAIVERS			
				Education Specialist Instruction Credential	1		
						Visual Impairments	1
		1671	99.2%	Fully Credentialed Teachers			
	FONTANA UNIFIED SCHOOL DISTRICT Total	1684					
SAN BERNARDIN	HELENDALE SCHOOL DISTRICT	1	1.0%	UNIVERSITY INTERN CREDENTIALS			
				Education Specialist Instruction Credential	1		
						Mild/Moderate Disabilities	1
		1	1.0%	CREDENTIAL WAIVERS			
				Single Subject Teaching Credential	1		
						Physical Education	1
		101	98.1%	Fully Credentialed Teachers			
	HELENDALE SCHOOL DISTRICT Total	103					
SAN BERNARDIN	HERITAGE K-8 CHARTER SCHOOL	1		UNIVERSITY INTERN CREDENTIALS			
				Multiple Subject Teaching Credential	1		
						General Subjects (Examination)	1
	HERITAGE K-8 CHARTER SCHOOL Total	1					
SAN BERNARDIN	HESPERIA UNIFIED SCHOOL DISTRICT	28	3.0%	UNIVERSITY INTERN CREDENTIALS			
				Education Specialist Instruction Credential	8		
						Mild/Moderate Disabilities	7
						Moderate/Severe Disabilities	1
				Multiple Subject Teaching Credential	11		
						General Subjects	1
						General Subjects (Examination)	10
				Single Subject Teaching Credential	9		
						English (Examination)	1
						Foundational-Level General Science (Examination)	1
						Foundational-Level Mathematics (Examination)	4
						Mathematics	1
						Music (Examination)	1
						Science: Biological Sciences	1

TABLE 5C
Distribution of Intern Credentials, Permits, Credential Waivers by County, School District, Type, and by Subject Area
July 1, 2015 to June 30, 2016

County	Agency	Agency Total	Agency %	Credential Title	Credential Total	Subject Area	Subject Total
		1	0.1%	LIMITED ASSIGNMENT PERMIT			
				General Education Limited Assignment Single Subject	1		
						Home Economics (Examination)	1
		14	1.5%	SHORT-TERM STAFF PERMIT			
				Short-Term Staff Permit	14		
						English (Examination)	1
						Foreign Language: American Sign Language (Exa	1
						Foreign Language: Spanish (Examination)	1
						Foundational-Level Mathematics	1
						General Subjects	1
						General Subjects (Examination)	2
						Mild/Moderate Disabilities	4
						Moderate/Severe Disabilities	3
		8	0.9%	PROVISIONAL INTERNSHIP PERMIT			
				Provisional Internship Permit	8		
						Art	1
						Foundational-Level Mathematics	1
						Mild/Moderate Disabilities	3
						Moderate/Severe Disabilities	3
		1	0.1%	CREDENTIAL WAIVERS			
				Single Subject Teaching Credential	1		
						English	1
		882	94.4%	Fully Credentialed Teachers			
	HESPERIA UNIFIED SCHOOL DISTRICT Total	934					
SAN BERNARDIN	HOPE ACADEMY CHARTER	4		UNIVERSITY INTERN CREDENTIALS			
				Multiple Subject Teaching Credential	3		
						General Subjects (Examination)	3
				Single Subject Teaching Credential	1		
						Foreign Language: Spanish (Examination)	1
		9		SHORT-TERM STAFF PERMIT			
				Short-Term Staff Permit	9		
						Foreign Language: Spanish (Examination)	1
						General Subjects	7
						Social Science	1
		4		PROVISIONAL INTERNSHIP PERMIT			

TABLE 5C
Distribution of Intern Credentials, Permits, Credential Waivers by County, School District, Type, and by Subject Area
July 1, 2015 to June 30, 2016

County	Agency	Agency Total	Agency %	Credential Title	Credential Total	Subject Area	Subject Total
				Provisional Internship Permit	4		
						General Subjects	2
						Mathematics	1
						Social Science	1
	HOPE ACADEMY CHARTER Total	17					
SAN BERNARDIN	LAVERNE ELEMENTARY PREPARATORY ACADEM	3		UNIVERSITY INTERN CREDENTIALS			
				Multiple Subject Teaching Credential	3		
						General Subjects (Examination)	3
	LAVERNE ELEMENTARY PREPARATORY ACADEM	3					
SAN BERNARDIN	LUCERNE VALLEY UNIFIED SCHOOL DISTRICT	3	2.8%	SHORT-TERM STAFF PERMIT			
				Short-Term Staff Permit	3		
						General Subjects	1
						Mild/Moderate Disabilities	2
		105	97.2%	Fully Credentialed Teachers			
	LUCERNE VALLEY UNIFIED SCHOOL DISTRICT Tot	108					
SAN BERNARDIN	MOJAVE RIVER ACADEMY	1		SHORT-TERM STAFF PERMIT			
				Short-Term Staff Permit	1		
						General Subjects	1
		1		PROVISIONAL INTERNSHIP PERMIT			
				Provisional Internship Permit	1		
						General Subjects	1
	MOJAVE RIVER ACADEMY Total	2					
SAN BERNARDIN	MORONGO UNIFIED SCHOOL DISTRICT	3	0.6%	UNIVERSITY INTERN CREDENTIALS			
				Education Specialist Instruction Credential	1		
						Mild/Moderate Disabilities	1
				Multiple Subject Teaching Credential	1		
						General Subjects (Examination)	1
				Single Subject Teaching Credential	1		
						Social Science (Examination)	1
		1	0.2%	LIMITED ASSIGNMENT PERMIT			
				General Education Limited Assignment Single Subject	1		
						Science: Biological Sciences	1
		3	0.6%	SHORT-TERM STAFF PERMIT			
				Short-Term Staff Permit	3		
						General Subjects (Examination)	1

TABLE 5C
Distribution of Intern Credentials, Permits, Credential Waivers by County, School District, Type, and by Subject Area
July 1, 2015 to June 30, 2016

County	Agency	Agency Total	Agency %	Credential Title	Credential Total	Subject Area	Subject Total
						Mild/Moderate Disabilities	1
						Science: Chemistry (Examination)	1
		9	1.9%	PROVISIONAL INTERNSHIP PERMIT			
				Provisional Internship Permit	9		
						General Subjects	4
						Mild/Moderate Disabilities	1
						Moderate/Severe Disabilities	3
						Physical Education	1
		460	96.6%	Fully Credentialed Teachers			
	MORONGO UNIFIED SCHOOL DISTRICT Total	476					
SAN BERNARDIN	NORTH VALLEY SCHOOL, INC.	1		SHORT-TERM STAFF PERMIT			
				Short-Term Staff Permit	1		
						Mild/Moderate Disabilities	1
	NORTH VALLEY SCHOOL, INC. Total	1					
SAN BERNARDIN	ONTARIO-MONTCLAIR SCHOOL DISTRICT	3	0.3%	UNIVERSITY INTERN CREDENTIALS			
				Education Specialist Instruction Credential	3		
						Mild/Moderate Disabilities	3
		1	0.1%	DISTRICT INTERNSHIP CERTIFICATES			
				District Intern Credential / Ed. Specialist	1		
						Mild/Moderate Disabilities	1
		2	0.2%	SHORT-TERM STAFF PERMIT			
				Short-Term Staff Permit	2		
						Mild/Moderate Disabilities	2
		1020	99.4%	Fully Credentialed Teachers			
	ONTARIO-MONTCLAIR SCHOOL DISTRICT Total	1026					
SAN BERNARDIN	OPTIONS FOR YOUTH-VICTORILLE (CHARTER)	2		UNIVERSITY INTERN CREDENTIALS			
				Education Specialist Instruction Credential	1		
						Mild/Moderate Disabilities	1
				Single Subject Teaching Credential	1		
						Foundational-Level Mathematics (Examination)	1
	OPTIONS FOR YOUTH-VICTORILLE (CHARTER) To	2					
SAN BERNARDIN	ORO GRANDE ELEMENTARY SCHOOL DISTRICT	6	3.3%	UNIVERSITY INTERN CREDENTIALS			
				Education Specialist Instruction Credential	1		
						Mild/Moderate Disabilities	1
				Multiple Subject Teaching Credential	2		

TABLE 5C
Distribution of Intern Credentials, Permits, Credential Waivers by County, School District, Type, and by Subject Area
July 1, 2015 to June 30, 2016

County	Agency	Agency Total	Agency %	Credential Title	Credential Total	Subject Area	Subject Total
						General Subjects (Examination)	2
				Single Subject Teaching Credential	3		
						Art	1
						English (Examination)	1
						Mathematics	1
		1	0.6%	SHORT-TERM STAFF PERMIT			
				Short-Term Staff Permit	1		
						Mild/Moderate Disabilities	1
		176	96.2%	Fully Credentialed Teachers			
	ORO GRANDE ELEMENTARY SCHOOL DISTRICT T	183					
SAN BERNARDIN	OXFORD PREPARATORY ACADEMY CHINO VALLE	1		UNIVERSITY INTERN CREDENTIALS			
				Multiple Subject Teaching Credential	1		
						General Subjects (Examination)	1
	OXFORD PREPARATORY ACADEMY CHINO VALLE	1					
SAN BERNARDIN	PATHWAYS TO COLLEGE	2		SHORT-TERM STAFF PERMIT			
				Short-Term Staff Permit	2		
						English	1
						English (Examination)	1
	PATHWAYS TO COLLEGE Total	2					
SAN BERNARDIN	REDLANDS UNIFIED SCHOOL DISTRICT	2	0.2%	UNIVERSITY INTERN CREDENTIALS			
				Education Specialist Instruction Credential	1		
						Mild/Moderate Disabilities	1
				Single Subject Teaching Credential	1		
						Music	1
		933	99.8%	Fully Credentialed Teachers			
	REDLANDS UNIFIED SCHOOL DISTRICT Total	935					
SAN BERNARDIN	RIALTO UNIFIED SCHOOL DISTRICT	9	0.8%	UNIVERSITY INTERN CREDENTIALS			
				Education Specialist Instruction Credential	6		
						Early Childhood Special Education	2
						Mild/Moderate Disabilities	3
						Moderate/Severe Disabilities	1
				Single Subject Teaching Credential	3		
						English (Examination)	1
						Foundational-Level Mathematics (Examination)	1
						Mathematics	1

TABLE 5C
Distribution of Intern Credentials, Permits, Credential Waivers by County, School District, Type, and by Subject Area
July 1, 2015 to June 30, 2016

County	Agency	Agency Total	Agency %	Credential Title	Credential Total	Subject Area	Subject Total
		2	0.2%	LIMITED ASSIGNMENT PERMIT			
				General Education Limited Assignment Single Subject	2		
						Health Science	1
						Home Economics	1
		1	0.1%	SHORT-TERM STAFF PERMIT			
				Short-Term Staff Permit	1		
						Moderate/Severe Disabilities	1
		1066	98.9%	Fully Credentialed Teachers			
	RIALTO UNIFIED SCHOOL DISTRICT Total	1078					
SAN BERNARDINO	RIM OF THE WORLD UNIFIED SCHOOL DISTRICT	3	1.9%	UNIVERSITY INTERN CREDENTIALS			
				Education Specialist Instruction Credential	1		
						Mild/Moderate Disabilities	1
				Multiple Subject Teaching Credential	1		
						General Subjects (Examination)	1
				Single Subject Teaching Credential	1		
						Music (Examination)	1
		1	0.6%	SHORT-TERM STAFF PERMIT			
				Short-Term Staff Permit	1		
						Music (Examination)	1
		156	97.5%	Fully Credentialed Teachers			
	RIM OF THE WORLD UNIFIED SCHOOL DISTRICT	160					
SAN BERNARDINO	RIVERSIDE PREPARATORY	1		SHORT-TERM STAFF PERMIT			
				Short-Term Staff Permit	1		
						General Subjects (Examination)	1
		1		PROVISIONAL INTERNSHIP PERMIT			
				Provisional Internship Permit	1		
						Science: Biological Sciences	1
	RIVERSIDE PREPARATORY Total	2					
SAN BERNARDINO	SAN BERNARDINO CITY UNIFIED SCHOOL DISTRICT	36	1.5%	UNIVERSITY INTERN CREDENTIALS			
				Education Specialist Instruction Credential	19		
						Deaf and Hard-of-Hearing	1
						Mild/Moderate Disabilities	12
						Moderate/Severe Disabilities	6
				Multiple Subject Teaching Credential	2		
						General Subjects (Examination)	2

TABLE 5C
Distribution of Intern Credentials, Permits, Credential Waivers by County, School District, Type, and by Subject Area
July 1, 2015 to June 30, 2016

County	Agency	Agency Total	Agency %	Credential Title	Credential Total	Subject Area	Subject Total
				Single Subject Teaching Credential	15		
						Art	1
						English	1
						English (Examination)	3
						Foreign Language: French	1
						Foreign Language: French (Examination)	1
						Foreign Language: Spanish	1
						Foreign Language: Spanish (Examination)	1
						Foundational-Level General Science (Examination)	1
						Mathematics	3
						Science: Biological Sciences (Examination)	1
						Social Science (Examination)	1
		8	0.3%	SHORT-TERM STAFF PERMIT			
				Short-Term Staff Permit	8		
						Foreign Language: French (Examination)	1
						Mathematics	1
						Mild/Moderate Disabilities	4
						Moderate/Severe Disabilities	2
		7	0.3%	PROVISIONAL INTERNSHIP PERMIT			
				Provisional Internship Permit	7		
						Mathematics	1
						Mild/Moderate Disabilities	3
						Moderate/Severe Disabilities	2
						Science: Chemistry	1
		2390	97.9%	Fully Credentialed Teachers			
	SAN BERNARDINO CITY UNIFIED SCHOOL DISTRICT	2441					
SAN BERNARDINO	SAN BERNARDINO COUNTY OFFICE OF EDUCATION	2	0.7%	UNIVERSITY INTERN CREDENTIALS			
				Education Specialist Instruction Credential	2		
						Mild/Moderate Disabilities	1
						Moderate/Severe Disabilities	1
		1	0.4%	DISTRICT INTERNSHIP CERTIFICATES			
				District Intern Credential / Ed. Specialist	1		
						Moderate/Severe Disabilities	1
		2	0.7%	LIMITED ASSIGNMENT PERMIT			
				Special Education Limited Assignment Teaching Permit	2		

TABLE 5C
Distribution of Intern Credentials, Permits, Credential Waivers by County, School District, Type, and by Subject Area
July 1, 2015 to June 30, 2016

County	Agency	Agency Total	Agency %	Credential Title	Credential Total	Subject Area	Subject Total
						Moderate/Severe Disabilities	1
						Visual Impairments	1
		2	0.7%	SHORT-TERM STAFF PERMIT			
				Short-Term Staff Permit	2		
						Mild/Moderate Disabilities	1
						Moderate/Severe Disabilities	1
		1	0.4%	PROVISIONAL INTERNSHIP PERMIT			
				Provisional Internship Permit	1		
						Moderate/Severe Disabilities	1
		1	0.4%	CREDENTIAL WAIVERS			
				Education Specialist Instruction Credential	1		
						Early Childhood Special Education	1
		262	96.7%	Fully Credentialed Teachers			
	SAN BERNARDINO COUNTY OFFICE OF EDUCATION	271					
SAN BERNARDINO	SILVER VALLEY UNIFIED SCHOOL DISTRICT	1	0.8%	UNIVERSITY INTERN CREDENTIALS			
				Education Specialist Instruction Credential	1		
						Mild/Moderate Disabilities	1
		3	2.3%	LIMITED ASSIGNMENT PERMIT			
				General Education Limited Assignment Single Subject	1		
						Mathematics	1
				Special Education Limited Assignment Teaching Permit	2		
						Moderate/Severe Disabilities	2
		1	0.8%	SHORT-TERM STAFF PERMIT			
				Short-Term Staff Permit	1		
						Moderate/Severe Disabilities	1
		1	0.8%	PROVISIONAL INTERNSHIP PERMIT			
				Provisional Internship Permit	1		
						Early Childhood Special Education	1
						Moderate/Severe Disabilities	1
		127	95.5%	Fully Credentialed Teachers			
	SILVER VALLEY UNIFIED SCHOOL DISTRICT Total	133					
SAN BERNARDINO	SNOWLINE JOINT UNIFIED SCHOOL DISTRICT	5	1.5%	UNIVERSITY INTERN CREDENTIALS			
				Education Specialist Instruction Credential	1		
						Mild/Moderate Disabilities	1
				Multiple Subject Teaching Credential	3		

TABLE 5C
Distribution of Intern Credentials, Permits, Credential Waivers by County, School District, Type, and by Subject Area
July 1, 2015 to June 30, 2016

County	Agency	Agency Total	Agency %	Credential Title	Credential Total	Subject Area	Subject Total
						General Subjects (Examination)	3
				Single Subject Teaching Credential	1		
						Foreign Language: American Sign Language (Exa	1
		1	0.3%	LIMITED ASSIGNMENT PERMIT			
				Special Education Limited Assignment Teaching Permi	1		
						Physical and Health Impairments	1
		8	2.4%	SHORT-TERM STAFF PERMIT			
				Short-Term Staff Permit	8		
						English (Examination)	1
						General Subjects	2
						Mild/Moderate Disabilities	5
						Moderate/Severe Disabilities	1
		327	95.9%	Fully Credentialed Teachers			
	SNOWLINE JOINT UNIFIED SCHOOL DISTRICT Tot	341					
SAN BERNARDIN	SOAR CHARTER ACADEMY	1		UNIVERSITY INTERN CREDENTIALS			
				Single Subject Teaching Credential	1		
						Physical Education	1
		2		SHORT-TERM STAFF PERMIT			
				Short-Term Staff Permit	2		
						General Subjects	2
	SOAR CHARTER ACADEMY Total	3					
SAN BERNARDIN	SPECTRUM CENTER SCHOOLS - CHINO HILLS	1		SHORT-TERM STAFF PERMIT			
				Short-Term Staff Permit	1		
						Mild/Moderate Disabilities	1
	SPECTRUM CENTER SCHOOLS - CHINO HILLS Tot	1					
SAN BERNARDIN	SUMMIT LEADERSHIP ACADEMY-HIGH DESERT	1		UNIVERSITY INTERN CREDENTIALS			
				Single Subject Teaching Credential	1		
						Social Science (Examination)	1
		1		PROVISIONAL INTERNSHIP PERMIT			
				Provisional Internship Permit	1		
						Mild/Moderate Disabilities	1
	SUMMIT LEADERSHIP ACADEMY-HIGH DESERT T	2					
SAN BERNARDIN	TRONA JOINT UNIFIED SCHOOL DISTRICT	1	5.3%	UNIVERSITY INTERN CREDENTIALS			
				Single Subject Teaching Credential	1		
						Foundational-Level General Science (Examinatio	1

TABLE 5C
Distribution of Intern Credentials, Permits, Credential Waivers by County, School District, Type, and by Subject Area
July 1, 2015 to June 30, 2016

County	Agency	Agency Total	Agency %	Credential Title	Credential Total	Subject Area	Subject Total
		1	5.3%	SHORT-TERM STAFF PERMIT			
				Short-Term Staff Permit	1		
						English (Examination)	1
		17	89.5%	Fully Credentialed Teachers			
	TRONA JOINT UNIFIED SCHOOL DISTRICT Total	19					
SAN BERNARDIN	UPLAND UNIFIED SCHOOL DISTRICT	7	1.4%	UNIVERSITY INTERN CREDENTIALS			
				Education Specialist Instruction Credential	5		
						Early Childhood Special Education	1
						Mild/Moderate Disabilities	3
						Moderate/Severe Disabilities	1
				Single Subject Teaching Credential	2		
						Foundational-Level Mathematics (Examination)	1
						Science: Chemistry (Examination)	1
		1	0.2%	LIMITED ASSIGNMENT PERMIT			
				General Education Limited Assignment Single Subject	1		
						Industrial and Technology Education	1
		3	0.6%	SHORT-TERM STAFF PERMIT			
				Short-Term Staff Permit	3		
						Foreign Language: French	1
						Mild/Moderate Disabilities	2
		485	97.8%	Fully Credentialed Teachers			
	UPLAND UNIFIED SCHOOL DISTRICT Total	496					
SAN BERNARDIN	VICTOR ELEMENTARY SCHOOL DISTRICT	15	3.0%	UNIVERSITY INTERN CREDENTIALS			
				Education Specialist Instruction Credential	3		
						Mild/Moderate Disabilities	3
				Multiple Subject Teaching Credential	12		
						General Subjects (Examination)	12
		1	0.2%	LIMITED ASSIGNMENT PERMIT			
				Special Education Limited Assignment Teaching Permi	1		
						Mild/Moderate Disabilities	1
		12	2.4%	SHORT-TERM STAFF PERMIT			
				Short-Term Staff Permit	12		
						General Subjects	2
						General Subjects (Examination)	8
						Mild/Moderate Disabilities	2

TABLE 5C
Distribution of Intern Credentials, Permits, Credential Waivers by County, School District, Type, and by Subject Area
July 1, 2015 to June 30, 2016

County	Agency	Agency Total	Agency %	Credential Title	Credential Total	Subject Area	Subject Total
		2	0.4%	PROVISIONAL INTERNSHIP PERMIT			
				Provisional Internship Permit	2		
						General Subjects	2
		467	94.0%	Fully Credentialed Teachers			
	VICTOR ELEMENTARY SCHOOL DISTRICT Total	497					
SAN BERNARDIN	VICTOR VALLEY UNION HIGH SCHOOL DISTRICT	11	1.8%	UNIVERSITY INTERN CREDENTIALS			
				Education Specialist Instruction Credential	4		
						Mild/Moderate Disabilities	4
				Multiple Subject Teaching Credential	4		
						General Subjects (Examination)	4
				Single Subject Teaching Credential	3		
						English (Examination)	2
						Mathematics (Examination)	1
		6	1.0%	SHORT-TERM STAFF PERMIT			
				Short-Term Staff Permit	6		
						Mild/Moderate Disabilities	3
						Moderate/Severe Disabilities	3
		10	1.7%	PROVISIONAL INTERNSHIP PERMIT			
				Provisional Internship Permit	10		
						English	2
						General Subjects	4
						Mathematics	1
						Mild/Moderate Disabilities	2
						Physical Education	1
		1	0.2%	CREDENTIAL WAIVERS			
				Single Subject Teaching Credential	1		
						English	1
		574	95.4%	Fully Credentialed Teachers			
	VICTOR VALLEY UNION HIGH SCHOOL DISTRICT T	602					
SAN BERNARDIN	YUCAIPA-CALIMESA JOINT UNIFIED	5	1.1%	UNIVERSITY INTERN CREDENTIALS			
				Education Specialist Instruction Credential	5		
						Mild/Moderate Disabilities	3
						Moderate/Severe Disabilities	2
		1	0.2%	LIMITED ASSIGNMENT PERMIT			
				Special Education Limited Assignment Teaching Permi	1		

TABLE 5C
Distribution of Intern Credentials, Permits, Credential Waivers by County, School District, Type, and by Subject Area
July 1, 2015 to June 30, 2016

County	Agency	Agency Total	Agency %	Credential Title	Credential Total	Subject Area	Subject Total
		1	0.2%	PROVISIONAL INTERNSHIP PERMIT		Moderate/Severe Disabilities	1
				Provisional Internship Permit	1		
						Mild/Moderate Disabilities	1
		444	98.5%	Fully Credentialed Teachers			
	YUCAIPA-CALIMESA JOINT UNIFIED Total	451					
SAN DIEGO	ACES ACADEMY	1		SHORT-TERM STAFF PERMIT			
				Short-Term Staff Permit	1		
						Moderate/Severe Disabilities	1
	ACES ACADEMY Total	1					
SAN DIEGO	ALPINE UNION ELEMENTARY SCHOOL DISTRICT	1	1.2%	UNIVERSITY INTERN CREDENTIALS			
				Multiple Subject Teaching Credential	1		
						General Subjects (Examination)	1
		1	1.2%	SHORT-TERM STAFF PERMIT			
				Short-Term Staff Permit	1		
						General Subjects	1
		79	97.5%	Fully Credentialed Teachers			
	ALPINE UNION ELEMENTARY SCHOOL DISTRICT Total	81					
SAN DIEGO	AMERICA'S FINEST CHARTER SCHOOL	1		UNIVERSITY INTERN CREDENTIALS			
				Multiple Subject Teaching Credential	1		
						General Subjects (Examination)	1
		1		DISTRICT INTERNSHIP CERTIFICATES			
				District Intern Credential / Multiple Subject	1		
						General Subjects (Examination)	1
		1		SHORT-TERM STAFF PERMIT			
				Short-Term Staff Permit	1		
						Mild/Moderate Disabilities	1
	AMERICA'S FINEST CHARTER SCHOOL Total	3					
SAN DIEGO	ASELTINE SCHOOL	1		SHORT-TERM STAFF PERMIT			
				Short-Term Staff Permit	1		
						Mild/Moderate Disabilities	1
	ASELTINE SCHOOL Total	1					
SAN DIEGO	AUDEO CHARTER SCHOOL	1		UNIVERSITY INTERN CREDENTIALS			
				Education Specialist Instruction Credential	1		
						Mild/Moderate Disabilities	1

TABLE 5C
Distribution of Intern Credentials, Permits, Credential Waivers by County, School District, Type, and by Subject Area
July 1, 2015 to June 30, 2016

County	Agency	Agency Total	Agency %	Credential Title	Credential Total	Subject Area	Subject Total
	AUDEO CHARTER SCHOOL Total	1					
SAN DIEGO	BONSALL UNION ELEMENTARY SCHOOL DISTRICT	1		UNIVERSITY INTERN CREDENTIALS			
				Education Specialist Instruction Credential	1		
						Moderate/Severe Disabilities	1
	BONSALL UNION ELEMENTARY SCHOOL DISTRICT	1					
SAN DIEGO	BORREGO SPRINGS UNIFIED SCHOOL DISTRICT	2	4.7%	SHORT-TERM STAFF PERMIT			
				Short-Term Staff Permit	2		
						General Subjects (Examination)	1
						Mild/Moderate Disabilities	1
		41	95.4%	Fully Credentialed Teachers			
	BORREGO SPRINGS UNIFIED SCHOOL DISTRICT	43					
SAN DIEGO	CAJON VALLEY UNION ELEMENTARY SCHOOL DISTRICT	4	0.6%	UNIVERSITY INTERN CREDENTIALS			
				Education Specialist Instruction Credential	4		
						Mild/Moderate Disabilities	3
						Moderate/Severe Disabilities	2
		2	0.3%	LIMITED ASSIGNMENT PERMIT			
				General Education Limited Assignment Single Subject	2		
						Industrial and Technology Education (Examination)	1
						Science: Biological Sciences	1
		2	0.3%	SHORT-TERM STAFF PERMIT			
				Short-Term Staff Permit	2		
						Business	1
						Mild/Moderate Disabilities	1
		2	0.3%	PROVISIONAL INTERNSHIP PERMIT			
				Provisional Internship Permit	2		
						Mild/Moderate Disabilities	1
						Moderate/Severe Disabilities	2
		712	98.6%	Fully Credentialed Teachers			
	CAJON VALLEY UNION ELEMENTARY SCHOOL DISTRICT	722					
SAN DIEGO	CARDIFF ELEMENTARY	1	2.3%	UNIVERSITY INTERN CREDENTIALS			
				Single Subject Teaching Credential	1		
						Physical Education (Examination)	1
		1	2.3%	SHORT-TERM STAFF PERMIT			
				Short-Term Staff Permit	1		
						Physical Education (Examination)	1

TABLE 5C
Distribution of Intern Credentials, Permits, Credential Waivers by County, School District, Type, and by Subject Area
July 1, 2015 to June 30, 2016

County	Agency	Agency Total	Agency %	Credential Title	Credential Total	Subject Area	Subject Total
		41	95.4%	Fully Credentialed Teachers			
	CARDIFF ELEMENTARY Total	43					
SAN DIEGO	CHARTER SCHOOL OF SAN DIEGO	1		DISTRICT INTERNSHIP CERTIFICATES			
				District Intern Credential / Multiple Subject	1		
						General Subjects (Examination)	1
	CHARTER SCHOOL OF SAN DIEGO Total	1					
SAN DIEGO	CHULA VISTA ELEMENTARY SCHOOL DISTRICT	8	0.5%	UNIVERSITY INTERN CREDENTIALS			
				Education Specialist Instruction Credential	5		
						Early Childhood Special Education	2
						Mild/Moderate Disabilities	2
						Moderate/Severe Disabilities	1
				Single Subject Teaching Credential	3		
						Music (Examination)	2
						Physical Education	1
		2	0.1%	LIMITED ASSIGNMENT PERMIT			
				Special Education Limited Assignment Teaching Permi	2		
						Early Childhood Special Education	1
						Moderate/Severe Disabilities	1
		7	0.5%	SHORT-TERM STAFF PERMIT			
				Short-Term Staff Permit	7		
						Early Childhood Special Education	2
						General Subjects	1
						General Subjects (Examination)	1
						Moderate/Severe Disabilities	1
						Physical Education	1
						Science: Biological Sciences (Examination)	1
		1	0.1%	CREDENTIAL WAIVERS			
				Multiple Subject Teaching Credential	1		
						General Subjects	1
		1494	98.8%	Fully Credentialed Teachers			
	CHULA VISTA ELEMENTARY SCHOOL DISTRICT Total	1512					
SAN DIEGO	CHULA VISTA LEARNING COMMUNITY CHARTER	2		UNIVERSITY INTERN CREDENTIALS			
				Multiple Subject Teaching Credential	2		
						General Subjects (Examination)	2
	CHULA VISTA LEARNING COMMUNITY CHARTER	2					

TABLE 5C
Distribution of Intern Credentials, Permits, Credential Waivers by County, School District, Type, and by Subject Area
July 1, 2015 to June 30, 2016

County	Agency	Agency Total	Agency %	Credential Title	Credential Total	Subject Area	Subject Total
SAN DIEGO	CLASSICAL ACADEMY HIGH	1		UNIVERSITY INTERN CREDENTIALS			
				Education Specialist Instruction Credential	1		
						Mild/Moderate Disabilities	1
	CLASSICAL ACADEMY HIGH Total	1					
SAN DIEGO	DARNALL E. CHARTER SCHOOL (CHARTER)	1		UNIVERSITY INTERN CREDENTIALS			
				Single Subject Teaching Credential	1		
						Foundational-Level Mathematics (Examination)	1
		2		SHORT-TERM STAFF PERMIT			
				Short-Term Staff Permit	2		
						General Subjects	1
						Mathematics	1
	DARNALL E. CHARTER SCHOOL (CHARTER) Total	3					
SAN DIEGO	DEHESA CHARTER SCHOOL	3		DISTRICT INTERNSHIP CERTIFICATES			
				District Intern Credential / Multiple Subject	2		
						General Subjects (Examination)	2
				District Intern Credential / Single Subject	1		
						Foundational-Level Mathematics (Examination)	1
	DEHESA CHARTER SCHOOL Total	3					
SAN DIEGO	DEHESA SCHOOL DISTRICT	1	0.4%	UNIVERSITY INTERN CREDENTIALS			
				Education Specialist Instruction Credential	1		
						Mild/Moderate Disabilities	1
		1	0.4%	LIMITED ASSIGNMENT PERMIT			
				Special Education Limited Assignment Teaching Permi	1		
						Mild/Moderate Disabilities	1
		1	0.4%	SHORT-TERM STAFF PERMIT			
				Short-Term Staff Permit	1		
						Mild/Moderate Disabilities	1
		250	98.8%	Fully Credentialed Teachers			
	DEHESA SCHOOL DISTRICT Total	253					
SAN DIEGO	DEL MAR UNION SCHOOL DISTRICT	1	0.4%	UNIVERSITY INTERN CREDENTIALS			
				Single Subject Teaching Credential	1		
						Art (Examination)	1
		2	0.8%	LIMITED ASSIGNMENT PERMIT			
				General Education Limited Assignment Single Subject	1		
						Industrial and Technology Education	1

TABLE 5C
Distribution of Intern Credentials, Permits, Credential Waivers by County, School District, Type, and by Subject Area
July 1, 2015 to June 30, 2016

County	Agency	Agency Total	Agency %	Credential Title	Credential Total	Subject Area	Subject Total
				Special Education Limited Assignment Teaching Permi	1		
						Moderate/Severe Disabilities	1
		244	98.8%	Fully Credentialed Teachers			
	DEL MAR UNION SCHOOL DISTRICT Total	247					
SAN DIEGO	DIEGO HILLS CHARTER	2		UNIVERSITY INTERN CREDENTIALS			
				Education Specialist Instruction Credential	1		
						Mild/Moderate Disabilities	1
				Single Subject Teaching Credential	1		
						Foundational-Level Mathematics (Examination)	1
	DIEGO HILLS CHARTER Total	2					
SAN DIEGO	DIEGO VALLEY CHARTER	1		DISTRICT INTERNSHIP CERTIFICATES			
				District Intern Credential / Ed. Specialist	1		
						Mild/Moderate Disabilities	1
	DIEGO VALLEY CHARTER Total	1					
SAN DIEGO	E3 CIVIC HIGH	1		DISTRICT INTERNSHIP CERTIFICATES			
				District Intern Credential / Single Subject	1		
						Mathematics (Examination)	1
	E3 CIVIC HIGH Total	1					
SAN DIEGO	EJE ELEMENTARY ACADEMY CHARTER	1		UNIVERSITY INTERN CREDENTIALS			
				Multiple Subject Teaching Credential	1		
						General Subjects (Examination)	1
		2		SHORT-TERM STAFF PERMIT			
				Short-Term Staff Permit	2		
						General Subjects (Examination)	2
	EJE ELEMENTARY ACADEMY CHARTER Total	3					
SAN DIEGO	EJE MIDDLE ACADEMY	2		LIMITED ASSIGNMENT PERMIT			
				General Education Limited Assignment Multiple Subje	2		
						General Subjects	1
						General Subjects (Examination)	1
	EJE MIDDLE ACADEMY Total	2					
SAN DIEGO	EPIPHANY PREP CHARTER	1		UNIVERSITY INTERN CREDENTIALS			
				Multiple Subject Teaching Credential	1		
						General Subjects (Examination)	1
	EPIPHANY PREP CHARTER Total	1					
SAN DIEGO	ESCONDIDO CHARTER HIGH SCHOOL (CHARTER)	2		UNIVERSITY INTERN CREDENTIALS			

TABLE 5C
Distribution of Intern Credentials, Permits, Credential Waivers by County, School District, Type, and by Subject Area
July 1, 2015 to June 30, 2016

County	Agency	Agency Total	Agency %	Credential Title	Credential Total	Subject Area	Subject Total
				Multiple Subject Teaching Credential	2		
						General Subjects (Examination)	2
	ESCONDIDO CHARTER HIGH SCHOOL (CHARTER)	2					
SAN DIEGO	ESCONDIDO UNION ELEMENTARY SCHOOL DISTRICT	7	0.7%	UNIVERSITY INTERN CREDENTIALS			
				Education Specialist Instruction Credential	7		
						Early Childhood Special Education	1
						Mild/Moderate Disabilities	5
						Moderate/Severe Disabilities	4
		6	0.6%	LIMITED ASSIGNMENT PERMIT			
				Special Education Limited Assignment Teaching Permit	6		
						Early Childhood Special Education	3
						Moderate/Severe Disabilities	3
		5	0.5%	SHORT-TERM STAFF PERMIT			
				Short-Term Staff Permit	5		
						Early Childhood Special Education	2
						Mild/Moderate Disabilities	2
						Moderate/Severe Disabilities	1
		971	98.2%	Fully Credentialed Teachers			
	ESCONDIDO UNION ELEMENTARY SCHOOL DISTRICT	989					
SAN DIEGO	ESCONDIDO UNION HIGH SCHOOL DISTRICT	2	0.5%	UNIVERSITY INTERN CREDENTIALS			
				Education Specialist Instruction Credential	2		
						Mild/Moderate Disabilities	1
						Moderate/Severe Disabilities	1
		437	99.5%	Fully Credentialed Teachers			
	ESCONDIDO UNION HIGH SCHOOL DISTRICT Total	439					
SAN DIEGO	EVANGELINE ROBERTS INSTITUTE OF LEARNING	1		SHORT-TERM STAFF PERMIT			
				Short-Term Staff Permit	1		
						General Subjects (Examination)	1
	EVANGELINE ROBERTS INSTITUTE OF LEARNING	1					
SAN DIEGO	EXCELSIOR ACADEMY	3		UNIVERSITY INTERN CREDENTIALS			
				Education Specialist Instruction Credential	3		
						Mild/Moderate Disabilities	3
	EXCELSIOR ACADEMY Total	3					
SAN DIEGO	FALLBROOK UNION ELEMENTARY SCHOOL DISTRICT	4	1.6%	LIMITED ASSIGNMENT PERMIT			
				General Education Limited Assignment Single Subject	4		

TABLE 5C
Distribution of Intern Credentials, Permits, Credential Waivers by County, School District, Type, and by Subject Area
July 1, 2015 to June 30, 2016

County	Agency	Agency Total	Agency %	Credential Title	Credential Total	Subject Area	Subject Total
						Foreign Language: Spanish	1
						Foundational-Level General Science	1
						Industrial and Technology Education	1
						Physical Education (Examination)	1
		243	98.4%	Fully Credentialed Teachers			
	FALLBROOK UNION ELEMENTARY SCHOOL DISTRICT	247					
SAN DIEGO	FALLBROOK UNION HIGH SCHOOL DISTRICT	1	1.0%	UNIVERSITY INTERN CREDENTIALS			
				Single Subject Teaching Credential	1		
						Science: Biological Sciences (Examination)	1
		1	1.0%	LIMITED ASSIGNMENT PERMIT			
				General Education Limited Assignment Single Subject	1		
						Industrial and Technology Education	1
		1	1.0%	PROVISIONAL INTERNSHIP PERMIT			
				Provisional Internship Permit	1		
						Foreign Language: American Sign Language	1
		99	97.1%	Fully Credentialed Teachers			
	FALLBROOK UNION HIGH SCHOOL DISTRICT Total	102					
SAN DIEGO	GOMPERS PREPARATORY ACADEMY	2		UNIVERSITY INTERN CREDENTIALS			
				Single Subject Teaching Credential	2		
						English (Examination)	1
						Science: Biological Sciences (Examination)	1
	GOMPERS PREPARATORY ACADEMY Total	2					
SAN DIEGO	GROSSMONT UNION HIGH SCHOOL DISTRICT	6	0.6%	UNIVERSITY INTERN CREDENTIALS			
				Education Specialist Instruction Credential	5		
						Mild/Moderate Disabilities	4
						Moderate/Severe Disabilities	1
				Single Subject Teaching Credential	1		
						Music (Examination)	1
		1	0.1%	LIMITED ASSIGNMENT PERMIT			
				General Education Limited Assignment Single Subject	1		
						Art	1
		6	0.6%	SHORT-TERM STAFF PERMIT			
				Short-Term Staff Permit	6		
						English	1
						Mild/Moderate Disabilities	3

TABLE 5C
Distribution of Intern Credentials, Permits, Credential Waivers by County, School District, Type, and by Subject Area
July 1, 2015 to June 30, 2016

County	Agency	Agency Total	Agency %	Credential Title	Credential Total	Subject Area	Subject Total
						Physical Education (Examination)	1
						Science: Biological Sciences (Examination)	1
		944	98.6%	Fully Credentialed Teachers			
	GROSSMONT UNION HIGH SCHOOL DISTRICT Total	957					
SAN DIEGO	GUAJOME PARK ACADEMY (CHARTER)	1		UNIVERSITY INTERN CREDENTIALS			
				Single Subject Teaching Credential	1		
						Mathematics	1
	GUAJOME PARK ACADEMY (CHARTER) Total	1					
SAN DIEGO	HARRIET TUBMAN VILLAGE SCHOOL (CHARTER)	2		LIMITED ASSIGNMENT PERMIT			
				General Education Limited Assignment Multiple Subject	1		
						General Subjects	1
				General Education Limited Assignment Single Subject	1		
						Foundational-Level General Science	1
	HARRIET TUBMAN VILLAGE SCHOOL (CHARTER)	2					
SAN DIEGO	HIGH TECH ELEMENTARY	1		DISTRICT INTERNSHIP CERTIFICATES			
				District Intern Credential / Multiple Subject	1		
						General Subjects (Examination)	1
		1		SHORT-TERM STAFF PERMIT			
				Short-Term Staff Permit	1		
						General Subjects	1
	HIGH TECH ELEMENTARY Total	2					
SAN DIEGO	HIGH TECH ELEMENTARY NORTH COUNTY	1		DISTRICT INTERNSHIP CERTIFICATES			
				District Intern Credential / Ed. Specialist	1		
						Mild/Moderate Disabilities	1
	HIGH TECH ELEMENTARY NORTH COUNTY Total	1					
SAN DIEGO	HIGH TECH HIGH CHARTER SCHOOL	8		DISTRICT INTERNSHIP CERTIFICATES			
				District Intern Credential / Ed. Specialist	1		
						Mild/Moderate Disabilities	1
				District Intern Credential / Multiple Subject	4		
						General Subjects (Examination)	4
				District Intern Credential / Single Subject	3		
						Art (Examination)	2
						Social Science (Examination)	1
		4		LIMITED ASSIGNMENT PERMIT			
				General Education Limited Assignment Single Subject	4		

TABLE 5C
Distribution of Intern Credentials, Permits, Credential Waivers by County, School District, Type, and by Subject Area
July 1, 2015 to June 30, 2016

County	Agency	Agency Total	Agency %	Credential Title	Credential Total	Subject Area	Subject Total
						English	1
						Mathematics	2
						Social Science	1
		3		SHORT-TERM STAFF PERMIT			
				Short-Term Staff Permit	3		
						Mild/Moderate Disabilities	1
						Science: Physics	1
						Social Science	1
	HIGH TECH HIGH CHARTER SCHOOL Total	15					
SAN DIEGO	HIGH TECH HIGH CHULA VISTA	6		DISTRICT INTERNSHIP CERTIFICATES			
				District Intern Credential / Ed. Specialist	1		
						Mild/Moderate Disabilities	1
				District Intern Credential / Multiple Subject	1		
						General Subjects (Examination)	1
				District Intern Credential / Single Subject	4		
						Art (Examination)	1
						Foundational-Level Mathematics (Examination)	1
						Science: Chemistry (Examination)	2
		2		LIMITED ASSIGNMENT PERMIT			
				General Education Limited Assignment Single Subject	2		
						English	1
						Social Science	1
		3		SHORT-TERM STAFF PERMIT			
				Short-Term Staff Permit	3		
						English	1
						English (Examination)	1
						Mild/Moderate Disabilities	1
	HIGH TECH HIGH CHULA VISTA Total	11					
SAN DIEGO	HIGH TECH HIGH INTERNATIONAL	3		DISTRICT INTERNSHIP CERTIFICATES			
				District Intern Credential / Ed. Specialist	2		
						Mild/Moderate Disabilities	2
				District Intern Credential / Single Subject	1		
						English (Examination)	1
		3		SHORT-TERM STAFF PERMIT			
				Short-Term Staff Permit	3		

TABLE 5C
Distribution of Intern Credentials, Permits, Credential Waivers by County, School District, Type, and by Subject Area
July 1, 2015 to June 30, 2016

County	Agency	Agency Total	Agency %	Credential Title	Credential Total	Subject Area	Subject Total
						Foundational-Level Mathematics (Examination)	1
						General Subjects	1
						Mathematics	1
	HIGH TECH HIGH INTERNATIONAL Total	6					
SAN DIEGO	HIGH TECH HIGH MEDIA ARTS	4		DISTRICT INTERNSHIP CERTIFICATES			
				District Intern Credential / Single Subject	4		
						Art (Examination)	1
						Mathematics (Examination)	1
						Science: Biological Sciences (Examination)	1
						Social Science (Examination)	1
		1		LIMITED ASSIGNMENT PERMIT			
				General Education Limited Assignment Single Subject	1		
						Social Science	1
		1		SHORT-TERM STAFF PERMIT			
				Short-Term Staff Permit	1		
						Social Science	1
	HIGH TECH HIGH MEDIA ARTS Total	6					
SAN DIEGO	HIGH TECH HIGH NORTH COUNTY	1		DISTRICT INTERNSHIP CERTIFICATES			
				District Intern Credential / Ed. Specialist	1		
						Mild/Moderate Disabilities	1
	HIGH TECH HIGH NORTH COUNTY Total	1					
SAN DIEGO	HIGH TECH MIDDLE	2		DISTRICT INTERNSHIP CERTIFICATES			
				District Intern Credential / Ed. Specialist	1		
						Mild/Moderate Disabilities	1
				District Intern Credential / Single Subject	1		
						English (Examination)	1
	HIGH TECH MIDDLE Total	2					
SAN DIEGO	HIGH TECH MIDDLE NORTH COUNTY	1		DISTRICT INTERNSHIP CERTIFICATES			
				District Intern Credential / Ed. Specialist	1		
						Mild/Moderate Disabilities	1
		4		LIMITED ASSIGNMENT PERMIT			
				General Education Limited Assignment Single Subject	4		
						English	1
						Mathematics	2
						Social Science	1

TABLE 5C
Distribution of Intern Credentials, Permits, Credential Waivers by County, School District, Type, and by Subject Area
July 1, 2015 to June 30, 2016

County	Agency	Agency Total	Agency %	Credential Title	Credential Total	Subject Area	Subject Total
	HIGH TECH MIDDLE NORTH COUNTY Total	5					
SAN DIEGO	INNOVATIONS ACADEMY	1		DISTRICT INTERNSHIP CERTIFICATES			
				District Intern Credential / Multiple Subject	1		
						General Subjects (Examination)	1
	INNOVATIONS ACADEMY Total	1					
SAN DIEGO	INSTITUTE FOR EFFECTIVE EDUCATION	1		UNIVERSITY INTERN CREDENTIALS			
				Education Specialist Instruction Credential	1		
						Moderate/Severe Disabilities	1
	INSTITUTE FOR EFFECTIVE EDUCATION Total	1					
SAN DIEGO	KING/CHAVEZ ACADEMY OF EXCELLENCE	4		UNIVERSITY INTERN CREDENTIALS			
				Education Specialist Instruction Credential	3		
						Mild/Moderate Disabilities	3
				Single Subject Teaching Credential	1		
						Science: Biological Sciences (Examination)	1
		1		SHORT-TERM STAFF PERMIT			
				Short-Term Staff Permit	1		
						Foundational-Level Mathematics (Examination)	1
	KING/CHAVEZ ACADEMY OF EXCELLENCE Total	5					
SAN DIEGO	KING/CHAVEZ ARTS ACADEMY	1		UNIVERSITY INTERN CREDENTIALS			
				Education Specialist Instruction Credential	1		
						Mild/Moderate Disabilities	1
	KING/CHAVEZ ARTS ACADEMY Total	1					
SAN DIEGO	KING/CHAVEZ PREPARATORY ACADEMY	1		UNIVERSITY INTERN CREDENTIALS			
				Education Specialist Instruction Credential	1		
						Mild/Moderate Disabilities	1
	KING/CHAVEZ PREPARATORY ACADEMY Total	1					
SAN DIEGO	KIPP ADELANTE PREPARATORY ACADEMY	1		LIMITED ASSIGNMENT PERMIT			
				General Education Limited Assignment Single Subject	1		
						Foundational-Level General Science	1
	KIPP ADELANTE PREPARATORY ACADEMY Total	1					
SAN DIEGO	LA MESA-SPRING VALLEY SCHOOL DISTRICT	2	0.4%	UNIVERSITY INTERN CREDENTIALS			
				Education Specialist Instruction Credential	2		
						Mild/Moderate Disabilities	2
		1	0.2%	LIMITED ASSIGNMENT PERMIT			
				Special Education Limited Assignment Teaching Permi	1		

TABLE 5C
Distribution of Intern Credentials, Permits, Credential Waivers by County, School District, Type, and by Subject Area
July 1, 2015 to June 30, 2016

County	Agency	Agency Total	Agency %	Credential Title	Credential Total	Subject Area	Subject Total
						Mild/Moderate Disabilities	1
		3	0.6%	SHORT-TERM STAFF PERMIT			
				Short-Term Staff Permit	3		
						Mild/Moderate Disabilities	2
						Moderate/Severe Disabilities	1
		498	98.8%	Fully Credentialed Teachers			
	LA MESA-SPRING VALLEY SCHOOL DISTRICT Total	504					
SAN DIEGO	LAKESIDE UNION ELEMENTARY SCHOOL DISTRICT	4	1.5%	LIMITED ASSIGNMENT PERMIT			
				General Education Limited Assignment Multiple Subjects	1		
						General Subjects	1
				General Education Limited Assignment Single Subject	3		
						Art	1
						Foreign Language: Mandarin	1
						Social Science	1
		1	0.4%	SHORT-TERM STAFF PERMIT			
				Short-Term Staff Permit	1		
						Foreign Language: Mandarin (Examination)	1
		268	98.2%	Fully Credentialed Teachers			
	LAKESIDE UNION ELEMENTARY SCHOOL DISTRICT	273					
SAN DIEGO	LEARNING CHOICE ACADEMY	1		DISTRICT INTERNSHIP CERTIFICATES			
				District Intern Credential / Single Subject	1		
						Foundational-Level Mathematics (Examination)	1
	LEARNING CHOICE ACADEMY Total	1					
SAN DIEGO	LEMON GROVE ELEMENTARY SCHOOL DISTRICT	4	2.4%	LIMITED ASSIGNMENT PERMIT			
				General Education Limited Assignment Multiple Subjects	1		
						General Subjects (Examination)	1
				General Education Limited Assignment Single Subject	1		
						Foundational-Level General Science	1
				Special Education Limited Assignment Teaching Permit	2		
						Early Childhood Special Education	1
						Moderate/Severe Disabilities	1
		1	0.6%	SHORT-TERM STAFF PERMIT			
				Short-Term Staff Permit	1		
						Mild/Moderate Disabilities	1
		164	97.0%	Fully Credentialed Teachers			

TABLE 5C
Distribution of Intern Credentials, Permits, Credential Waivers by County, School District, Type, and by Subject Area
July 1, 2015 to June 30, 2016

County	Agency	Agency Total	Agency %	Credential Title	Credential Total	Subject Area	Subject Total
	LEMON GROVE ELEMENTARY SCHOOL DISTRICT	169					
SAN DIEGO	LITERACY FIRST CHARTER	1		UNIVERSITY INTERN CREDENTIALS			
				Education Specialist Instruction Credential	1	Mild/Moderate Disabilities	1
		2		SHORT-TERM STAFF PERMIT			
				Short-Term Staff Permit	2		
						Foreign Language: Spanish	1
						General Subjects	1
	LITERACY FIRST CHARTER Total	3					
SAN DIEGO	MOUNTAIN EMPIRE UNIFIED SCHOOL DISTRICT	1	0.6%	UNIVERSITY INTERN CREDENTIALS			
				Multiple Subject Teaching Credential	1		
						General Subjects (Examination)	1
		3	1.7%	SHORT-TERM STAFF PERMIT			
				Short-Term Staff Permit	3		
						General Subjects (Examination)	1
						Mild/Moderate Disabilities	1
						Moderate/Severe Disabilities	1
		171	97.7%	Fully Credentialed Teachers			
	MOUNTAIN EMPIRE UNIFIED SCHOOL DISTRICT Total	175					
SAN DIEGO	MUSEUM SCHOOL (CHARTER)	1		DISTRICT INTERNSHIP CERTIFICATES			
				District Intern Credential / Single Subject	1		
						Art (Examination)	1
	MUSEUM SCHOOL (CHARTER) Total	1					
SAN DIEGO	NATIONAL SCHOOL DISTRICT	1	0.3%	UNIVERSITY INTERN CREDENTIALS			
				Education Specialist Instruction Credential	1		
						Mild/Moderate Disabilities	1
		1	0.3%	SHORT-TERM STAFF PERMIT			
				Short-Term Staff Permit	1		
						Mild/Moderate Disabilities	1
		309	99.4%	Fully Credentialed Teachers			
	NATIONAL SCHOOL DISTRICT Total	311					
SAN DIEGO	O'FARRELL COMMUNITY CHARTER SCHOOL (CHARTER)	2		UNIVERSITY INTERN CREDENTIALS			
				Single Subject Teaching Credential	2		
						Mathematics (Examination)	2
		1		DISTRICT INTERNSHIP CERTIFICATES			

TABLE 5C
Distribution of Intern Credentials, Permits, Credential Waivers by County, School District, Type, and by Subject Area
July 1, 2015 to June 30, 2016

County	Agency	Agency Total	Agency %	Credential Title	Credential Total	Subject Area	Subject Total
				District Intern Credential / Multiple Subject	1		
						General Subjects (Examination)	1
	O'FARRELL COMMUNITY CHARTER SCHOOL (CHA)	3					
SAN DIEGO	OCEANSIDE UNIFIED SCHOOL DISTRICT	3	0.3%	UNIVERSITY INTERN CREDENTIALS			
				Education Specialist Instruction Credential	2		
						Mild/Moderate Disabilities	2
						Moderate/Severe Disabilities	1
				Multiple Subject Teaching Credential	1		
						General Subjects (Examination)	1
		12	1.2%	LIMITED ASSIGNMENT PERMIT			
				General Education Limited Assignment Single Subject	2		
						Foundational-Level General Science	1
						Foundational-Level Mathematics	1
				Special Education Limited Assignment Teaching Permi	10		
						Moderate/Severe Disabilities	9
						Physical and Health Impairments	1
		2	0.2%	SHORT-TERM STAFF PERMIT			
				Short-Term Staff Permit	2		
						Foreign Language: American Sign Language	1
						Mild/Moderate Disabilities	1
		955	98.3%	Fully Credentialed Teachers			
	OCEANSIDE UNIFIED SCHOOL DISTRICT Total	972					
SAN DIEGO	PIONEER DAY SCHOOL	1		UNIVERSITY INTERN CREDENTIALS			
				Education Specialist Instruction Credential	1		
						Moderate/Severe Disabilities	1
	PIONEER DAY SCHOOL Total	1					
SAN DIEGO	POWAY UNIFIED SCHOOL DISTRICT	4	0.3%	UNIVERSITY INTERN CREDENTIALS			
				Education Specialist Instruction Credential	3		
						Moderate/Severe Disabilities	3
				Single Subject Teaching Credential	1		
						English (Examination)	1
		1	0.1%	SHORT-TERM STAFF PERMIT			
				Short-Term Staff Permit	1		
						Early Childhood Special Education	1
		1425	99.7%	Fully Credentialed Teachers			

TABLE 5C
Distribution of Intern Credentials, Permits, Credential Waivers by County, School District, Type, and by Subject Area
July 1, 2015 to June 30, 2016

County	Agency	Agency Total	Agency %	Credential Title	Credential Total	Subject Area	Subject Total
	POWAY UNIFIED SCHOOL DISTRICT Total	1430					
SAN DIEGO	PREUSS MODEL SCHOOL UCSD (CHARTER)	2		UNIVERSITY INTERN CREDENTIALS			
				Single Subject Teaching Credential	2		
						Mathematics (Examination)	2
	PREUSS MODEL SCHOOL UCSD (CHARTER) Total	2					
SAN DIEGO	RAMONA UNIFIED SCHOOL DISTRICT	1	0.5%	LIMITED ASSIGNMENT PERMIT			
				General Education Limited Assignment Single Subject	1		
						Physical Education	1
		217	99.5%	Fully Credentialed Teachers			
	RAMONA UNIFIED SCHOOL DISTRICT Total	218					
SAN DIEGO	RANCHO SANTA FE ELEMENTARY SCHOOL DIST	2	3.2%	LIMITED ASSIGNMENT PERMIT			
				General Education Limited Assignment Single Subject	2		
						English	1
						Mathematics	1
		60	96.8%	Fully Credentialed Teachers			
	RANCHO SANTA FE ELEMENTARY SCHOOL DIST	62					
SAN DIEGO	SAN DIEGO CENTER FOR CHILDREN	4		UNIVERSITY INTERN CREDENTIALS			
				Education Specialist Instruction Credential	4		
						Mild/Moderate Disabilities	4
	SAN DIEGO CENTER FOR CHILDREN Total	4					
SAN DIEGO	SAN DIEGO CITY UNIFIED SCHOOL DISTRICT	52	0.8%	UNIVERSITY INTERN CREDENTIALS			
				Education Specialist Instruction Credential	40		
						Early Childhood Special Education	1
						Mild/Moderate Disabilities	27
						Moderate/Severe Disabilities	16
						Visual Impairments	1
				Multiple Subject Teaching Credential	1		
						General Subjects (Examination)	1
				Single Subject Teaching Credential	11		
						Foreign Language: Spanish (Examination)	1
						Foundational-Level General Science (Examination)	3
						Foundational-Level Mathematics (Examination)	1
						Mathematics	4
						Mathematics (Examination)	1
						Music	1

TABLE 5C
Distribution of Intern Credentials, Permits, Credential Waivers by County, School District, Type, and by Subject Area
July 1, 2015 to June 30, 2016

County	Agency	Agency Total	Agency %	Credential Title	Credential Total	Subject Area	Subject Total
		197	3.0%	LIMITED ASSIGNMENT PERMIT			
				General Education Limited Assignment Multiple Subje	1		
						General Subjects	1
				General Education Limited Assignment Single Subject	136		
						Art	11
						Art (Examination)	1
						Business	1
						Chemistry (Specialized)	1
						English	14
						English (Examination)	2
						Foreign Language: Filipino	1
						Foreign Language: French	1
						Foreign Language: Spanish	9
						Foundational-Level General Science	9
						Foundational-Level Mathematics	3
						Home Economics	1
						Industrial and Technology Education	9
						Mathematics	14
						Music	3
						Physical Education	21
						Physical Education (Examination)	1
						Science: Biological Sciences	5
						Science: Chemistry	5
						Science: Geosciences	5
						Science: Physics	3
						Social Science	20
						Social Science (Examination)	3
				Special Education Limited Assignment Teaching Permi	60		
						Early Childhood Special Education	7
						Mild/Moderate Disabilities	1
						Moderate/Severe Disabilities	48
						Physical and Health Impairments	3
						Visual Impairments	1
		38	0.6%	SHORT-TERM STAFF PERMIT			
				Short-Term Staff Permit	38		

TABLE 5C
Distribution of Intern Credentials, Permits, Credential Waivers by County, School District, Type, and by Subject Area
July 1, 2015 to June 30, 2016

County	Agency	Agency Total	Agency %	Credential Title	Credential Total	Subject Area	Subject Total
						Deaf and Hard-of-Hearing	2
						English (Examination)	2
						Foreign Language: Spanish (Examination)	1
						Foundational-Level General Science (Examination)	1
						General Subjects (Examination)	2
						Mathematics	5
						Mathematics (Examination)	2
						Mild/Moderate Disabilities	7
						Moderate/Severe Disabilities	9
						Physical and Health Impairments	1
						Science: Biological Sciences	2
						Science: Biological Sciences (Examination)	1
						Science: Chemistry	2
						Science: Chemistry (Examination)	1
						Science: Physics (Examination)	2
						Social Science	2
		6262	95.6%	Fully Credentialed Teachers			
	SAN DIEGO CITY UNIFIED SCHOOL DISTRICT Total	6549					
SAN DIEGO	SAN DIEGO COOPERATIVE CHARTER	1		DISTRICT INTERNSHIP CERTIFICATES			
				District Intern Credential / Ed. Specialist	1		
						Mild/Moderate Disabilities	1
	SAN DIEGO COOPERATIVE CHARTER Total	1					
SAN DIEGO	SAN DIEGO COUNTY OFFICE OF EDUCATION	3	1.2%	UNIVERSITY INTERN CREDENTIALS			
				Education Specialist Instruction Credential	3		
						Mild/Moderate Disabilities	3
		250	98.8%	Fully Credentialed Teachers			
	SAN DIEGO COUNTY OFFICE OF EDUCATION Total	253					
SAN DIEGO	SAN DIEGUITO UNION HIGH SCHOOL DISTRICT	1	0.2%	UNIVERSITY INTERN CREDENTIALS			
				Single Subject Teaching Credential	1		
						Foreign Language: Japanese (Examination)	1
		513	99.8%	Fully Credentialed Teachers			
	SAN DIEGUITO UNION HIGH SCHOOL DISTRICT Total	514					
SAN DIEGO	SAN MARCOS UNIFIED SCHOOL DISTRICT	4	0.5%	UNIVERSITY INTERN CREDENTIALS			
				Education Specialist Instruction Credential	2		
						Mild/Moderate Disabilities	1

TABLE 5C
Distribution of Intern Credentials, Permits, Credential Waivers by County, School District, Type, and by Subject Area
July 1, 2015 to June 30, 2016

County	Agency	Agency Total	Agency %	Credential Title	Credential Total	Subject Area	Subject Total
						Moderate/Severe Disabilities	2
				Single Subject Teaching Credential	2		
						Foreign Language: Spanish (Examination)	1
						Foundational-Level Mathematics (Examination)	1
		17	2.1%	LIMITED ASSIGNMENT PERMIT			
				General Education Limited Assignment Single Subject	9		
						English	2
						Foreign Language: American Sign Language	1
						Mathematics	2
						Science: Chemistry	1
						Science: Geosciences	1
						Social Science	2
				Special Education Limited Assignment Teaching Permi	8		
						Moderate/Severe Disabilities	8
		786	97.4%	Fully Credentialed Teachers			
	SAN MARCOS UNIFIED SCHOOL DISTRICT Total	807					
SAN DIEGO	SAN PASQUAL UNION SCHOOL DISTRICT	1	3.3%	UNIVERSITY INTERN CREDENTIALS			
				Multiple Subject Teaching Credential	1		
						General Subjects (Examination)	1
		1	3.3%	LIMITED ASSIGNMENT PERMIT			
				General Education Limited Assignment Single Subject	1		
						Foreign Language: Spanish	1
		1	3.3%	SHORT-TERM STAFF PERMIT			
				Short-Term Staff Permit	1		
						General Subjects	1
		27	90.0%	Fully Credentialed Teachers			
	SAN PASQUAL UNION SCHOOL DISTRICT Total	30					
SAN DIEGO	SAN YSIDRO ELEMENTARY SCHOOL DISTRICT	3	1.6%	UNIVERSITY INTERN CREDENTIALS			
				Education Specialist Instruction Credential	2		
						Mild/Moderate Disabilities	1
						Moderate/Severe Disabilities	1
				Single Subject Teaching Credential	1		
						Foundational-Level General Science (Examination)	1
		1	0.5%	DISTRICT INTERNSHIP CERTIFICATES			
				District Intern Credential / Ed. Specialist	1		

TABLE 5C
Distribution of Intern Credentials, Permits, Credential Waivers by County, School District, Type, and by Subject Area
July 1, 2015 to June 30, 2016

County	Agency	Agency Total	Agency %	Credential Title	Credential Total	Subject Area	Subject Total
						Mild/Moderate Disabilities	1
		2	1.1%	LIMITED ASSIGNMENT PERMIT			
				General Education Limited Assignment Single Subject	1		
						Foundational-Level General Science	1
				Special Education Limited Assignment Teaching Permi	1		
						Early Childhood Special Education	1
		3	1.6%	SHORT-TERM STAFF PERMIT			
				Short-Term Staff Permit	3		
						Foundational-Level General Science	1
						Mild/Moderate Disabilities	2
		179	95.2%	Fully Credentialed Teachers			
	SAN YSIDRO ELEMENTARY SCHOOL DISTRICT Total	188					
SAN DIEGO	SANTEE ELEMENTARY SCHOOL DISTRICT	1	0.3%	LIMITED ASSIGNMENT PERMIT			
				Special Education Limited Assignment Teaching Permi	1		
						Early Childhood Special Education	1
		2	0.7%	SHORT-TERM STAFF PERMIT			
				Short-Term Staff Permit	2		
						Mild/Moderate Disabilities	1
						Moderate/Severe Disabilities	1
		298	99.0%	Fully Credentialed Teachers			
	SANTEE ELEMENTARY SCHOOL DISTRICT Total	301					
SAN DIEGO	SOUTH BAY UNION SCHOOL DISTRICT	1	0.3%	SHORT-TERM STAFF PERMIT			
				Short-Term Staff Permit	1		
						Moderate/Severe Disabilities	1
		347	99.7%	Fully Credentialed Teachers			
	SOUTH BAY UNION SCHOOL DISTRICT Total	348					
SAN DIEGO	SPRINGALL ACADEMY	1		UNIVERSITY INTERN CREDENTIALS			
				Education Specialist Instruction Credential	1		
						Moderate/Severe Disabilities	1
		1		SHORT-TERM STAFF PERMIT			
				Short-Term Staff Permit	1		
						Mild/Moderate Disabilities	1
	SPRINGALL ACADEMY Total	2					
SAN DIEGO	SWEETWATER UNION HIGH SCHOOL DISTRICT	30	1.7%	UNIVERSITY INTERN CREDENTIALS			
				Education Specialist Instruction Credential	13		

TABLE 5C
Distribution of Intern Credentials, Permits, Credential Waivers by County, School District, Type, and by Subject Area
July 1, 2015 to June 30, 2016

County	Agency	Agency Total	Agency %	Credential Title	Credential Total	Subject Area	Subject Total
						Mild/Moderate Disabilities	10
						Moderate/Severe Disabilities	3
				Single Subject Teaching Credential	17		
						Foundational-Level General Science (Examination)	3
						Foundational-Level Mathematics (Examination)	2
						Mathematics	6
						Music (Examination)	1
						Science: Biological Sciences (Examination)	3
						Science: Chemistry (Examination)	1
						Science: Physics (Examination)	1
		54	3.0%	LIMITED ASSIGNMENT PERMIT			
				General Education Limited Assignment Single Subject	50		
						Art	2
						Art (Examination)	1
						English	12
						Foreign Language: American Sign Language	1
						Foreign Language: Spanish	2
						Foundational-Level General Science	1
						Foundational-Level Mathematics	1
						Health Science	6
						Industrial and Technology Education	5
						Industrial and Technology Education (Examination)	1
						Mathematics	2
						Physical Education	5
						Science: Biological Sciences	2
						Science: Chemistry	2
						Science: Geosciences	2
						Science: Physics	3
						Social Science	3
				Special Education Limited Assignment Teaching Permit	4		
						Mild/Moderate Disabilities	1
						Moderate/Severe Disabilities	2
						Physical and Health Impairments	1
		1	0.1%	PROVISIONAL INTERNSHIP PERMIT			
				Provisional Internship Permit	1		

TABLE 5C
Distribution of Intern Credentials, Permits, Credential Waivers by County, School District, Type, and by Subject Area
July 1, 2015 to June 30, 2016

County	Agency	Agency Total	Agency %	Credential Title	Credential Total	Subject Area	Subject Total
						Mild/Moderate Disabilities	1
		1690	95.2%	Fully Credentialed Teachers			
	SWEETWATER UNION HIGH SCHOOL DISTRICT T	1775					
SAN DIEGO	T.E.R.I. LEARNING ACADEMY	1		UNIVERSITY INTERN CREDENTIALS			
				Education Specialist Instruction Credential	1		
						Moderate/Severe Disabilities	1
		1		LIMITED ASSIGNMENT PERMIT			
				Special Education Limited Assignment Teaching Permi	1		
						Moderate/Severe Disabilities	1
		1		PROVISIONAL INTERNSHIP PERMIT			
				Provisional Internship Permit	1		
						Moderate/Severe Disabilities	1
	T.E.R.I. LEARNING ACADEMY Total	3					
SAN DIEGO	THRIVE PUBLIC	1		LIMITED ASSIGNMENT PERMIT			
				General Education Limited Assignment Single Subject	1		
						Foreign Language: Spanish	1
	THRIVE PUBLIC Total	1					
SAN DIEGO	URBAN DISCOVERY ACADEMY CHARTER	1		DISTRICT INTERNSHIP CERTIFICATES			
				District Intern Credential / Multiple Subject	1		
						General Subjects (Examination)	1
		1		LIMITED ASSIGNMENT PERMIT			
				General Education Limited Assignment Single Subject	1		
						Mathematics	1
		1		SHORT-TERM STAFF PERMIT			
				Short-Term Staff Permit	1		
						English	1
	URBAN DISCOVERY ACADEMY CHARTER Total	3					
SAN DIEGO	VALLEY CENTER-PAUMA UNIFIED SCHOOL DISTR	2	1.0%	UNIVERSITY INTERN CREDENTIALS			
				Education Specialist Instruction Credential	1		
						Mild/Moderate Disabilities	1
				Single Subject Teaching Credential	1		
						Social Science (Examination)	1
		3	1.5%	LIMITED ASSIGNMENT PERMIT			
				General Education Limited Assignment Single Subject	2		
						Agriculture	1

TABLE 5C
Distribution of Intern Credentials, Permits, Credential Waivers by County, School District, Type, and by Subject Area
July 1, 2015 to June 30, 2016

County	Agency	Agency Total	Agency %	Credential Title	Credential Total	Subject Area	Subject Total
						Foundational-Level General Science	1
				Special Education Limited Assignment Teaching Permi	1		
						Mild/Moderate Disabilities	1
		1	0.5%	SHORT-TERM STAFF PERMIT			
				Short-Term Staff Permit	1		
						General Subjects (Examination)	1
		196	97.0%	Fully Credentialed Teachers			
	VALLEY CENTER-PAUMA UNIFIED SCHOOL DISTR	202					
SAN DIEGO	VISTA UNIFIED SCHOOL DISTRICT	3	0.3%	UNIVERSITY INTERN CREDENTIALS			
				Education Specialist Instruction Credential	3		
						Moderate/Severe Disabilities	3
		2	0.2%	LIMITED ASSIGNMENT PERMIT			
				General Education Limited Assignment Single Subject	2		
						Business	1
						Foundational-Level General Science	1
		1	0.1%	SHORT-TERM STAFF PERMIT			
				Short-Term Staff Permit	1		
						English (Examination)	1
		1156	99.5%	Fully Credentialed Teachers			
	VISTA UNIFIED SCHOOL DISTRICT Total	1162					
SAN DIEGO	WARNER UNIFIED SCHOOL DISTRICT	1	1.3%	SHORT-TERM STAFF PERMIT			
				Short-Term Staff Permit	1		
						General Subjects	1
		76	98.7%	Fully Credentialed Teachers			
	WARNER UNIFIED SCHOOL DISTRICT Total	77					
SAN DIEGO	WINSTON SCHOOL	1		UNIVERSITY INTERN CREDENTIALS			
				Education Specialist Instruction Credential	1		
						Mild/Moderate Disabilities	1
	WINSTON SCHOOL Total	1					
SAN FRANCISCO	EDISON CHARTER ACADEMY	2		UNIVERSITY INTERN CREDENTIALS			
				Education Specialist Instruction Credential	2		
						Mild/Moderate Disabilities	2
	EDISON CHARTER ACADEMY Total	2					
SAN FRANCISCO	KIPP BAYVIEW ACADEMY	1		UNIVERSITY INTERN CREDENTIALS			
				Single Subject Teaching Credential	1		

TABLE 5C
Distribution of Intern Credentials, Permits, Credential Waivers by County, School District, Type, and by Subject Area
July 1, 2015 to June 30, 2016

County	Agency	Agency Total	Agency %	Credential Title	Credential Total	Subject Area	Subject Total
						Foundational-Level Mathematics (Examination)	1
	KIPP BAYVIEW ACADEMY Total	1					
SAN FRANCISCO	LEADERSHIP HIGH SCHOOL (CHARTER)	1		UNIVERSITY INTERN CREDENTIALS			
				Single Subject Teaching Credential	1		
						Social Science (Examination)	1
	LEADERSHIP HIGH SCHOOL (CHARTER) Total	1					
SAN FRANCISCO	OAKES CHILDREN CENTER	3		SHORT-TERM STAFF PERMIT			
				Short-Term Staff Permit	3		
						Mild/Moderate Disabilities	3
	OAKES CHILDREN CENTER Total	3					
SAN FRANCISCO	ONEPURPOSE	1		UNIVERSITY INTERN CREDENTIALS			
				Multiple Subject Teaching Credential	1		
						General Subjects (Examination)	1
	ONEPURPOSE Total	1					
SAN FRANCISCO	SAN FRANCISCO UNIFIED SCHOOL DISTRICT	61	1.8%	UNIVERSITY INTERN CREDENTIALS			
				Education Specialist Instruction Credential	31		
						Early Childhood Special Education	1
						Mild/Moderate Disabilities	26
						Moderate/Severe Disabilities	4
				Multiple Subject Teaching Credential	18		
						General Subjects (Examination)	18
				Single Subject Teaching Credential	12		
						Biological Sciences (Specialized) (Examination)	1
						English (Examination)	1
						Foreign Language: Japanese (Examination)	1
						Foreign Language: Spanish	1
						Foreign Language: Spanish (Examination)	1
						Music	1
						Physical Education	1
						Science: Biological Sciences (Examination)	3
						Social Science (Examination)	2
		116	3.3%	LIMITED ASSIGNMENT PERMIT			
				General Education Limited Assignment Multiple Subje	7		
						General Subjects	6
						General Subjects (Examination)	1

TABLE 5C
Distribution of Intern Credentials, Permits, Credential Waivers by County, School District, Type, and by Subject Area
July 1, 2015 to June 30, 2016

County	Agency	Agency Total	Agency %	Credential Title	Credential Total	Subject Area	Subject Total
				General Education Limited Assignment Single Subject	103		
						Art	3
						Art (Examination)	1
						English	16
						Foreign Language: Italian (Examination)	1
						Foreign Language: Korean	1
						Foreign Language: Latin	1
						Foreign Language: Mandarin (Examination)	1
						Foreign Language: Spanish	3
						Foundational-Level General Science	11
						Foundational-Level General Science (Examination)	1
						Foundational-Level Mathematics	9
						Health Science	6
						Industrial and Technology Education (Examination)	1
						Mathematics	11
						Music	2
						Music (Examination)	1
						Physical Education	16
						Physical Education (Examination)	1
						Science: Biological Sciences	1
						Science: Physics	2
						Social Science	14
				Special Education Limited Assignment Teaching Permit	6		
						Early Childhood Special Education	1
						Mild/Moderate Disabilities	2
						Moderate/Severe Disabilities	3
		57	1.6%	SHORT-TERM STAFF PERMIT			
				Short-Term Staff Permit	57		
						Early Childhood Special Education	3
						English	2
						English (Examination)	1
						Foreign Language: Mandarin (Examination)	1
						Foreign Language: Spanish	1
						Foreign Language: Spanish (Examination)	1
						Foundational-Level Mathematics (Examination)	1

TABLE 5C
Distribution of Intern Credentials, Permits, Credential Waivers by County, School District, Type, and by Subject Area
July 1, 2015 to June 30, 2016

County	Agency	Agency Total	Agency %	Credential Title	Credential Total	Subject Area	Subject Total
						General Subjects	4
						General Subjects (Examination)	13
						Mathematics (Examination)	1
						Mild/Moderate Disabilities	12
						Moderate/Severe Disabilities	7
						Music	1
						Physical Education	2
						Physical Education (Examination)	2
						Science: Biological Sciences (Examination)	3
						Social Science	1
						Social Science (Examination)	1
						Visual Impairments	1
		44	1.3%	PROVISIONAL INTERNSHIP PERMIT			
				Provisional Internship Permit	44		
						Art	1
						Deaf and Hard-of-Hearing	1
						English	1
						Foreign Language: Japanese	1
						Foundational-Level General Science	2
						Foundational-Level General Science (Examination)	1
						General Subjects	11
						Mathematics	3
						Mild/Moderate Disabilities	10
						Moderate/Severe Disabilities	3
						Physical Education	4
						Science: Biological Sciences	1
						Science: Geosciences	1
						Social Science	4
						Visual Impairments	1
		16	0.5%	CREDENTIAL WAIVERS			
				Education Specialist Instruction Credential	5		
						Mild/Moderate Disabilities	4
						Moderate/Severe Disabilities	1
				Multiple Subject Teaching Credential	4		
						General Subjects	4

TABLE 5C
Distribution of Intern Credentials, Permits, Credential Waivers by County, School District, Type, and by Subject Area
July 1, 2015 to June 30, 2016

County	Agency	Agency Total	Agency %	Credential Title	Credential Total	Subject Area	Subject Total
				Single Subject Teaching Credential	7		
						English	1
						Foundational-Level Mathematics	1
						Mathematics	2
						Physical Education	3
		3178	91.5%	Fully Credentialed Teachers			
	SAN FRANCISCO UNIFIED SCHOOL DISTRICT Total	3472					
SAN FRANCISCO	SPECTRUM CENTER GOLDEN GATE	1		UNIVERSITY INTERN CREDENTIALS			
				Education Specialist Instruction Credential	1		
						Moderate/Severe Disabilities	1
	SPECTRUM CENTER GOLDEN GATE Total	1					
SAN JOAQUIN	ACACIA ELEMENTARY CHARTER	2		SHORT-TERM STAFF PERMIT			
				Short-Term Staff Permit	2		
						English	1
						General Subjects	1
		3		PROVISIONAL INTERNSHIP PERMIT			
				Provisional Internship Permit	3		
						General Subjects	2
						Social Science	1
	ACACIA ELEMENTARY CHARTER Total	5					
SAN JOAQUIN	ASPIRE APEX ACADEMY	4		SHORT-TERM STAFF PERMIT			
				Short-Term Staff Permit	4		
						General Subjects	1
						General Subjects (Examination)	3
	ASPIRE APEX ACADEMY Total	4					
SAN JOAQUIN	ASPIRE BENJAMIN HOLT COLLEGE PREPARATORY	3		UNIVERSITY INTERN CREDENTIALS			
				Single Subject Teaching Credential	3		
						English (Examination)	1
						Foundational-Level Mathematics (Examination)	1
						Social Science (Examination)	1
	ASPIRE BENJAMIN HOLT COLLEGE PREPARATORY Total	3					
SAN JOAQUIN	ASPIRE LANGSTON HUGHES ACADEMY CHARTER	4		UNIVERSITY INTERN CREDENTIALS			
				Multiple Subject Teaching Credential	1		
						General Subjects (Examination)	1
				Single Subject Teaching Credential	3		

TABLE 5C
Distribution of Intern Credentials, Permits, Credential Waivers by County, School District, Type, and by Subject Area
July 1, 2015 to June 30, 2016

County	Agency	Agency Total	Agency %	Credential Title	Credential Total	Subject Area	Subject Total
						English (Examination)	2
						Mathematics (Examination)	1
		1		PROVISIONAL INTERNSHIP PERMIT			
				Provisional Internship Permit	1		
						Mathematics	1
	ASPIRE LANGSTON HUGHES ACADEMY CHARTER	5					
SAN JOAQUIN	ASPIRE PORT CITY ACADEMY	2		UNIVERSITY INTERN CREDENTIALS			
				Education Specialist Instruction Credential	1		
						Moderate/Severe Disabilities	1
				Multiple Subject Teaching Credential	1		
						General Subjects (Examination)	1
		3		SHORT-TERM STAFF PERMIT			
				Short-Term Staff Permit	3		
						General Subjects	1
						General Subjects (Examination)	1
						Moderate/Severe Disabilities	1
		1		PROVISIONAL INTERNSHIP PERMIT			
				Provisional Internship Permit	1		
						General Subjects	1
	ASPIRE PORT CITY ACADEMY Total	6					
SAN JOAQUIN	ASPIRE PUBLIC SCHOOLS	1		UNIVERSITY INTERN CREDENTIALS			
				Single Subject Teaching Credential	1		
						English (Examination)	1
		7		SHORT-TERM STAFF PERMIT			
				Short-Term Staff Permit	7		
						Foreign Language: Spanish	1
						General Subjects	3
						General Subjects (Examination)	1
						Mild/Moderate Disabilities	2
	ASPIRE PUBLIC SCHOOLS Total	8					
SAN JOAQUIN	ASPIRE ROSA PARK ACADEMY	1		UNIVERSITY INTERN CREDENTIALS			
				Education Specialist Instruction Credential	1		
						Mild/Moderate Disabilities	1
		1		SHORT-TERM STAFF PERMIT			
				Short-Term Staff Permit	1		

TABLE 5C
Distribution of Intern Credentials, Permits, Credential Waivers by County, School District, Type, and by Subject Area
July 1, 2015 to June 30, 2016

County	Agency	Agency Total	Agency %	Credential Title	Credential Total	Subject Area	Subject Total
						General Subjects	1
	ASPIRE ROSA PARK ACADEMY Total	2					
SAN JOAQUIN	BANTA ELEMENTARY	1	1.9%	UNIVERSITY INTERN CREDENTIALS			
				Multiple Subject Teaching Credential	1		
						General Subjects (Examination)	1
		53	98.2%	Fully Credentialed Teachers			
	BANTA ELEMENTARY Total	54					
SAN JOAQUIN	CENTRAL VALLEY TRAINING CENTER, INC.	1		UNIVERSITY INTERN CREDENTIALS			
				Education Specialist Instruction Credential	1		
						Moderate/Severe Disabilities	1
		2		SHORT-TERM STAFF PERMIT			
				Short-Term Staff Permit	2		
						Moderate/Severe Disabilities	2
		1		PROVISIONAL INTERNSHIP PERMIT			
				Provisional Internship Permit	1		
						Moderate/Severe Disabilities	1
		1		CREDENTIAL WAIVERS			
				Education Specialist Instruction Credential	1		
						Moderate/Severe Disabilities	1
	CENTRAL VALLEY TRAINING CENTER, INC. Total	5					
SAN JOAQUIN	DR. LEWIS DOLPHIN STALLWORTH SR. CHARTER	2		UNIVERSITY INTERN CREDENTIALS			
				Multiple Subject Teaching Credential	1		
						General Subjects (Examination)	1
				Single Subject Teaching Credential	1		
						English (Examination)	1
		1		CREDENTIAL WAIVERS			
				Education Specialist Instruction Credential	1		
						Mild/Moderate Disabilities	1
	DR. LEWIS DOLPHIN STALLWORTH SR. CHARTER	3					
SAN JOAQUIN	ESCALON UNIFIED SCHOOL DISTRICT	2	1.5%	UNIVERSITY INTERN CREDENTIALS			
				Education Specialist Instruction Credential	1		
						Mild/Moderate Disabilities	1
				Single Subject Teaching Credential	1		
						Foundational-Level Mathematics (Examination)	1
		130	98.5%	Fully Credentialed Teachers			

TABLE 5C
Distribution of Intern Credentials, Permits, Credential Waivers by County, School District, Type, and by Subject Area
July 1, 2015 to June 30, 2016

County	Agency	Agency Total	Agency %	Credential Title	Credential Total	Subject Area	Subject Total
	ESCALON UNIFIED SCHOOL DISTRICT Total	132					
SAN JOAQUIN	GREAT VALLEY ACADEMY - MANTECA	4		SHORT-TERM STAFF PERMIT			
				Short-Term Staff Permit	4		
						General Subjects	2
						General Subjects (Examination)	1
						Physical Education	1
	GREAT VALLEY ACADEMY - MANTECA Total	4					
SAN JOAQUIN	HUMPHREYS COLLEGE ACADEMY OF BUSINESS, I	2		SHORT-TERM STAFF PERMIT			
				Short-Term Staff Permit	2		
						Physical Education (Examination)	2
		1		PROVISIONAL INTERNSHIP PERMIT			
				Provisional Internship Permit	1		
						General Subjects	1
	HUMPHREYS COLLEGE ACADEMY OF BUSINESS, I	3					
SAN JOAQUIN	JEFFERSON ELEMENTARY SCHOOL DISTRICT	2	1.9%	PROVISIONAL INTERNSHIP PERMIT			
				Provisional Internship Permit	2		
						Mild/Moderate Disabilities	2
		106	98.2%	Fully Credentialed Teachers			
	JEFFERSON ELEMENTARY SCHOOL DISTRICT Total	108					
SAN JOAQUIN	LAMMERSVILLE UNIFIED SCHOOL DISTRICT	9	5.1%	UNIVERSITY INTERN CREDENTIALS			
				Education Specialist Instruction Credential	3		
						Mild/Moderate Disabilities	3
				Multiple Subject Teaching Credential	2		
						General Subjects (Examination)	2
				Single Subject Teaching Credential	4		
						Music	1
						Social Science	1
						Social Science (Examination)	2
		8	4.5%	SHORT-TERM STAFF PERMIT			
				Short-Term Staff Permit	8		
						Art	1
						Early Childhood Special Education	1
						General Subjects (Examination)	3
						Mild/Moderate Disabilities	2
						Science: Chemistry (Examination)	1

TABLE 5C
Distribution of Intern Credentials, Permits, Credential Waivers by County, School District, Type, and by Subject Area
July 1, 2015 to June 30, 2016

County	Agency	Agency Total	Agency %	Credential Title	Credential Total	Subject Area	Subject Total
		5	2.8%	PROVISIONAL INTERNSHIP PERMIT			
				Provisional Internship Permit	5		
						General Subjects	4
						Mild/Moderate Disabilities	1
		1	0.6%	CREDENTIAL WAIVERS			
				Single Subject Teaching Credential	1		
						Mathematics	1
		155	87.1%	Fully Credentialed Teachers			
	LAMMERSVILLE UNIFIED SCHOOL DISTRICT Total	178					
SAN JOAQUIN	LINCOLN UNIFIED SCHOOL DISTRICT	22	5.2%	UNIVERSITY INTERN CREDENTIALS			
				Education Specialist Instruction Credential	3		
						Early Childhood Special Education	1
						Mild/Moderate Disabilities	2
				Multiple Subject Teaching Credential	8		
						General Subjects (Examination)	8
				Single Subject Teaching Credential	11		
						English (Examination)	4
						Mathematics	1
						Mathematics (Examination)	2
						Music (Examination)	1
						Physical Education	1
						Science: Biological Sciences (Examination)	2
		18	4.3%	SHORT-TERM STAFF PERMIT			
				Short-Term Staff Permit	18		
						Early Childhood Special Education	1
						English	2
						English (Examination)	1
						General Subjects	8
						Mild/Moderate Disabilities	2
						Physical Education (Examination)	1
						Science: Biological Sciences	1
						Science: Chemistry	1
						Social Science	1
		382	90.5%	Fully Credentialed Teachers			
	LINCOLN UNIFIED SCHOOL DISTRICT Total	422					

TABLE 5C
Distribution of Intern Credentials, Permits, Credential Waivers by County, School District, Type, and by Subject Area
July 1, 2015 to June 30, 2016

County	Agency	Agency Total	Agency %	Credential Title	Credential Total	Subject Area	Subject Total					
SAN JOAQUIN	LINDEN UNIFIED SCHOOL DISTRICT	4	3.9%	UNIVERSITY INTERN CREDENTIALS								
				Education Specialist Instruction Credential	1							
							Mild/Moderate Disabilities	1				
							Multiple Subject Teaching Credential	1				
									General Subjects (Examination)	1		
										Single Subject Teaching Credential	2	
										Art (Examination)	1	
										English (Examination)	1	
						3	2.9%	SHORT-TERM STAFF PERMIT				
								Short-Term Staff Permit	3			
											General Subjects (Examination)	1
											Mild/Moderate Disabilities	2
						95	93.1%	Fully Credentialed Teachers				
					LINDEN UNIFIED SCHOOL DISTRICT Total	102						
SAN JOAQUIN	LODI UNIFIED SCHOOL DISTRICT	34	2.2%	UNIVERSITY INTERN CREDENTIALS								
				Education Specialist Instruction Credential	21							
							Early Childhood Special Education	5				
							Mild/Moderate Disabilities	14				
							Moderate/Severe Disabilities	2				
							Multiple Subject Teaching Credential	1				
									General Subjects (Examination)	1		
										Single Subject Teaching Credential	12	
										Biological Sciences (Specialized) (Examination)	1	
										English (Examination)	5	
										Foundational-Level General Science (Examination)	2	
										Foundational-Level Mathematics (Examination)	2	
										Science: Biological Sciences (Examination)	3	
										Social Science (Examination)	1	
						2	0.1%	LIMITED ASSIGNMENT PERMIT				
								General Education Limited Assignment Single Subject	2			
											Foundational-Level Mathematics	2
		2	0.1%	SHORT-TERM STAFF PERMIT								
				Short-Term Staff Permit	2							
							General Subjects	1				
							General Subjects (Examination)	1				

TABLE 5C
Distribution of Intern Credentials, Permits, Credential Waivers by County, School District, Type, and by Subject Area
July 1, 2015 to June 30, 2016

County	Agency	Agency Total	Agency %	Credential Title	Credential Total	Subject Area	Subject Total
		5	0.3%	PROVISIONAL INTERNSHIP PERMIT			
				Provisional Internship Permit	5		
						English	1
						Moderate/Severe Disabilities	2
						Music	2
		1473	97.2%	Fully Credentialed Teachers			
	LODI UNIFIED SCHOOL DISTRICT Total	1516					
SAN JOAQUIN	MANTECA UNIFIED SCHOOL DISTRICT	24	2.4%	UNIVERSITY INTERN CREDENTIALS			
				Education Specialist Instruction Credential	6		
						Mild/Moderate Disabilities	6
				Multiple Subject Teaching Credential	9		
						General Subjects (Examination)	9
				Single Subject Teaching Credential	9		
						Art (Examination)	2
						English (Examination)	3
						Foundational-Level Mathematics (Examination)	1
						Health Science (Examination)	1
						Music (Examination)	1
						Physical Education (Examination)	1
		12	1.2%	SHORT-TERM STAFF PERMIT			
				Short-Term Staff Permit	12		
						Art	1
						Foreign Language: Spanish	1
						General Subjects	3
						General Subjects (Examination)	3
						Mild/Moderate Disabilities	3
						Moderate/Severe Disabilities	1
						Social Science (Examination)	1
		10	1.0%	PROVISIONAL INTERNSHIP PERMIT			
				Provisional Internship Permit	10		
						Foreign Language: Spanish	1
						General Subjects	7
						Mild/Moderate Disabilities	2
		2	0.2%	CREDENTIAL WAIVERS			
				Multiple Subject Teaching Credential	2		

TABLE 5C
Distribution of Intern Credentials, Permits, Credential Waivers by County, School District, Type, and by Subject Area
July 1, 2015 to June 30, 2016

County	Agency	Agency Total	Agency %	Credential Title	Credential Total	Subject Area	Subject Total
						General Subjects	2
		956	95.2%	Fully Credentialed Teachers			
	MANTECA UNIFIED SCHOOL DISTRICT Total	1004					
SAN JOAQUIN	NEW JERUSALEM ELEMENTARY SCHOOL DISTRICT	7	2.9%	UNIVERSITY INTERN CREDENTIALS			
				Multiple Subject Teaching Credential	6		
						General Subjects (Examination)	6
				Single Subject Teaching Credential	1		
						English (Examination)	1
		6	2.5%	SHORT-TERM STAFF PERMIT			
				Short-Term Staff Permit	6		
						Art	1
						General Subjects	2
						Social Science	2
						Social Science (Examination)	1
		228	94.6%	Fully Credentialed Teachers			
	NEW JERUSALEM ELEMENTARY SCHOOL DISTRICT	241					
SAN JOAQUIN	RIPON UNIFIED SCHOOL DISTRICT	4	2.4%	UNIVERSITY INTERN CREDENTIALS			
				Education Specialist Instruction Credential	1		
						Mild/Moderate Disabilities	1
				Multiple Subject Teaching Credential	2		
						General Subjects (Examination)	2
				Single Subject Teaching Credential	1		
						Business (Examination)	1
		166	97.7%	Fully Credentialed Teachers			
	RIPON UNIFIED SCHOOL DISTRICT Total	170					
SAN JOAQUIN	RIVER ISLANDS TECHNOLOGY ACADEMY	3		UNIVERSITY INTERN CREDENTIALS			
				Multiple Subject Teaching Credential	3		
						General Subjects (Examination)	3
		2		SHORT-TERM STAFF PERMIT			
				Short-Term Staff Permit	2		
						General Subjects	1
						General Subjects (Examination)	1
		1		PROVISIONAL INTERNSHIP PERMIT			
				Provisional Internship Permit	1		
						General Subjects	1

TABLE 5C
Distribution of Intern Credentials, Permits, Credential Waivers by County, School District, Type, and by Subject Area
July 1, 2015 to June 30, 2016

County	Agency	Agency Total	Agency %	Credential Title	Credential Total	Subject Area	Subject Total
	RIVER ISLANDS TECHNOLOGY ACADEMY Total	6					
SAN JOAQUIN	SAN JOAQUIN COUNTY OFFICE OF EDUCATION	14	6.8%	UNIVERSITY INTERN CREDENTIALS			
				Education Specialist Instruction Credential	5		
						Early Childhood Special Education	2
						Moderate/Severe Disabilities	3
				Multiple Subject Teaching Credential	1		
						General Subjects (Examination)	1
				Single Subject Teaching Credential	8		
						English (Examination)	2
						Foundational-Level Mathematics (Examination)	1
						Mathematics	1
						Physical Education	1
						Science: Biological Sciences (Examination)	1
						Social Science (Examination)	2
		8	3.9%	LIMITED ASSIGNMENT PERMIT			
				General Education Limited Assignment Multiple Subje	1		
						General Subjects	1
				General Education Limited Assignment Single Subject	5		
						English (Examination)	1
						Foundational-Level Mathematics	1
						Mathematics	1
						Physical Education	2
				Special Education Limited Assignment Teaching Permi	2		
						Moderate/Severe Disabilities	2
		10	4.9%	SHORT-TERM STAFF PERMIT			
				Short-Term Staff Permit	10		
						Deaf and Hard-of-Hearing	2
						Early Childhood Special Education	2
						General Subjects	2
						Mild/Moderate Disabilities	2
						Moderate/Severe Disabilities	3
						Science: Chemistry	1
		9	4.4%	PROVISIONAL INTERNSHIP PERMIT			
				Provisional Internship Permit	9		
						General Subjects	1

TABLE 5C
Distribution of Intern Credentials, Permits, Credential Waivers by County, School District, Type, and by Subject Area
July 1, 2015 to June 30, 2016

County	Agency	Agency Total	Agency %	Credential Title	Credential Total	Subject Area	Subject Total
						Mild/Moderate Disabilities	2
						Moderate/Severe Disabilities	5
						Science: Biological Sciences	1
						Social Science	2
		1	0.5%	CREDENTIAL WAIVERS			
				Education Specialist Instruction Credential	1		
						Moderate/Severe Disabilities	1
		163	79.5%	Fully Credentialed Teachers			
	SAN JOAQUIN COUNTY OFFICE OF EDUCATION T	205					
SAN JOAQUIN	STOCKTON COLLEGIATE INTERNATIONAL SECON	4		UNIVERSITY INTERN CREDENTIALS			
				Education Specialist Instruction Credential	1		
						Mild/Moderate Disabilities	1
				Multiple Subject Teaching Credential	3		
						General Subjects (Examination)	3
	STOCKTON COLLEGIATE INTERNATIONAL SECON	4					
SAN JOAQUIN	STOCKTON EDUCATIONAL CENTER	1		UNIVERSITY INTERN CREDENTIALS			
				Education Specialist Instruction Credential	1		
						Moderate/Severe Disabilities	1
	STOCKTON EDUCATIONAL CENTER Total	1					
SAN JOAQUIN	STOCKTON UNIFIED SCHOOL DISTRICT	50	3.1%	UNIVERSITY INTERN CREDENTIALS			
				Education Specialist Instruction Credential	12		
						Mild/Moderate Disabilities	5
						Moderate/Severe Disabilities	7
				Multiple Subject Teaching Credential	23		
						General Subjects (Examination)	23
				Single Subject Teaching Credential	15		
						Art (Examination)	2
						English	1
						English (Examination)	3
						Foreign Language: Spanish (Examination)	1
						Foundational-Level Mathematics	1
						Foundational-Level Mathematics (Examination)	1
						Mathematics	1
						Physical Education	1
						Physical Education (Examination)	1

TABLE 5C
Distribution of Intern Credentials, Permits, Credential Waivers by County, School District, Type, and by Subject Area
July 1, 2015 to June 30, 2016

County	Agency	Agency Total	Agency %	Credential Title	Credential Total	Subject Area	Subject Total
						Science: Biological Sciences (Examination)	2
						Social Science (Examination)	1
		1	0.1%	DISTRICT INTERNSHIP CERTIFICATES			
				District Intern Credential / Multiple Subject	1		
						General Subjects (Examination)	1
		5	0.3%	LIMITED ASSIGNMENT PERMIT			
				General Education Limited Assignment Single Subject	4		
						English	2
						Science: Physics	2
				Special Education Limited Assignment Teaching Permi	1		
						Moderate/Severe Disabilities	1
		61	3.8%	SHORT-TERM STAFF PERMIT			
				Short-Term Staff Permit	61		
						Deaf and Hard-of-Hearing	1
						Early Childhood Special Education	1
						English	10
						English (Examination)	1
						Foreign Language: Spanish	1
						Foundational-Level Mathematics (Examination)	1
						General Subjects	22
						General Subjects (Examination)	4
						Mathematics	3
						Mild/Moderate Disabilities	12
						Moderate/Severe Disabilities	11
						Physical Education	3
						Physical Education (Examination)	1
						Physical and Health Impairments	1
						Science: Biological Sciences	1
						Science: Biological Sciences (Examination)	1
		14	0.9%	PROVISIONAL INTERNSHIP PERMIT			
				Provisional Internship Permit	14		
						General Subjects	10
						Moderate/Severe Disabilities	2
						Physical and Health Impairments	1
						Science: Physics	1

TABLE 5C
Distribution of Intern Credentials, Permits, Credential Waivers by County, School District, Type, and by Subject Area
July 1, 2015 to June 30, 2016

County	Agency	Agency Total	Agency %	Credential Title	Credential Total	Subject Area	Subject Total
		1466	91.8%	Fully Credentialed Teachers			
	STOCKTON UNIFIED SCHOOL DISTRICT Total	1597					
SAN JOAQUIN	TEAM CHARTER	5		UNIVERSITY INTERN CREDENTIALS			
				Multiple Subject Teaching Credential	5		
						General Subjects (Examination)	5
	TEAM CHARTER Total	5					
SAN JOAQUIN	TRACY JOINT UNIFIED SCHOOL DISTRICT	10	1.4%	UNIVERSITY INTERN CREDENTIALS			
				Education Specialist Instruction Credential	4		
						Early Childhood Special Education	2
						Mild/Moderate Disabilities	2
				Multiple Subject Teaching Credential	2		
						General Subjects (Examination)	2
				Single Subject Teaching Credential	4		
						Art (Examination)	1
						Foundational-Level General Science (Examination)	1
						Science: Chemistry (Examination)	1
						Science: Geosciences (Examination)	1
		3	0.4%	LIMITED ASSIGNMENT PERMIT			
				General Education Limited Assignment Single Subject	3		
						Mathematics	1
						Science: Geosciences	1
						Science: Physics	1
		15	2.0%	SHORT-TERM STAFF PERMIT			
				Short-Term Staff Permit	15		
						Foundational-Level General Science	1
						General Subjects	1
						General Subjects (Examination)	1
						Home Economics	1
						Mild/Moderate Disabilities	6
						Moderate/Severe Disabilities	1
						Science: Biological Sciences	3
						Science: Geosciences (Examination)	1
		4	0.5%	PROVISIONAL INTERNSHIP PERMIT			
				Provisional Internship Permit	4		
						Foundational-Level General Science	1

TABLE 5C
Distribution of Intern Credentials, Permits, Credential Waivers by County, School District, Type, and by Subject Area
July 1, 2015 to June 30, 2016

County	Agency	Agency Total	Agency %	Credential Title	Credential Total	Subject Area	Subject Total
						General Subjects	1
						Mild/Moderate Disabilities	2
		705	95.7%	Fully Credentialed Teachers			
	TRACY JOINT UNIFIED SCHOOL DISTRICT Total	737					
SAN JOAQUIN	TRACY LEARNING CENTER	5		UNIVERSITY INTERN CREDENTIALS			
				Multiple Subject Teaching Credential	3		
						General Subjects (Examination)	3
				Single Subject Teaching Credential	2		
						English (Examination)	1
						Foundational-Level Mathematics	1
		1		LIMITED ASSIGNMENT PERMIT			
				General Education Limited Assignment Single Subject	1		
						Social Science	1
		2		SHORT-TERM STAFF PERMIT			
				Short-Term Staff Permit	2		
						Foreign Language: American Sign Language	1
						General Subjects	1
		2		PROVISIONAL INTERNSHIP PERMIT			
				Provisional Internship Permit	2		
						General Subjects	1
						Physical Education	1
	TRACY LEARNING CENTER Total	10					
SAN LUIS OBISPO	ATASCADERO UNIFIED SCHOOL DISTRICT	2	0.9%	UNIVERSITY INTERN CREDENTIALS			
				Education Specialist Instruction Credential	1		
						Moderate/Severe Disabilities	1
				Single Subject Teaching Credential	1		
						Business (Examination)	1
		1	0.5%	SHORT-TERM STAFF PERMIT			
				Short-Term Staff Permit	1		
						Moderate/Severe Disabilities	1
		218	98.6%	Fully Credentialed Teachers			
	ATASCADERO UNIFIED SCHOOL DISTRICT Total	221					
SAN LUIS OBISPO	LUCIA MAR UNIFIED	2	0.4%	UNIVERSITY INTERN CREDENTIALS			
				Education Specialist Instruction Credential	2		
						Mild/Moderate Disabilities	1

TABLE 5C
Distribution of Intern Credentials, Permits, Credential Waivers by County, School District, Type, and by Subject Area
July 1, 2015 to June 30, 2016

County	Agency	Agency Total	Agency %	Credential Title	Credential Total	Subject Area	Subject Total
						Moderate/Severe Disabilities	1
		4	0.7%	LIMITED ASSIGNMENT PERMIT			
				General Education Limited Assignment Single Subject	2		
						Foreign Language: Spanish	1
						Physical Education	1
				Special Education Limited Assignment Teaching Permi	2		
						Moderate/Severe Disabilities	1
						Physical and Health Impairments	1
		10	1.8%	SHORT-TERM STAFF PERMIT			
				Short-Term Staff Permit	10		
						Early Childhood Special Education	1
						General Subjects	1
						Mathematics	2
						Mild/Moderate Disabilities	4
						Physical Education	1
						Science: Biological Sciences (Examination)	1
		530	97.1%	Fully Credentialed Teachers			
	LUCIA MAR UNIFIED Total	546					
SAN LUIS OBISPO	PASO ROBLES JOINT UNIFIED SCHOOL DISTRICT	2	0.6%	UNIVERSITY INTERN CREDENTIALS			
				Education Specialist Instruction Credential	1		
						Mild/Moderate Disabilities	1
				Single Subject Teaching Credential	1		
						Foundational-Level Mathematics (Examination)	1
		4	1.3%	SHORT-TERM STAFF PERMIT			
				Short-Term Staff Permit	4		
						English	1
						General Subjects	1
						Physical Education	1
						Science: Biological Sciences (Examination)	1
		310	98.1%	Fully Credentialed Teachers			
	PASO ROBLES JOINT UNIFIED SCHOOL DISTRICT	316					
SAN LUIS OBISPO	SAN LUIS COASTAL UNIFIED SCHOOL DISTRICT	2	0.5%	SHORT-TERM STAFF PERMIT			
				Short-Term Staff Permit	2		
						Mild/Moderate Disabilities	1
						Physical Education	1

TABLE 5C
Distribution of Intern Credentials, Permits, Credential Waivers by County, School District, Type, and by Subject Area
July 1, 2015 to June 30, 2016

County	Agency	Agency Total	Agency %	Credential Title	Credential Total	Subject Area	Subject Total
		382	99.5%	Fully Credentialed Teachers			
	SAN LUIS COASTAL UNIFIED SCHOOL DISTRICT Total	384					
SAN LUIS OBISPO	SAN LUIS OBISPO COUNTY OFFICE OF EDUCATION	3	7.9%	SHORT-TERM STAFF PERMIT			
				Short-Term Staff Permit	3		
						Mild/Moderate Disabilities	2
						Physical and Health Impairments	1
		35	92.1%	Fully Credentialed Teachers			
	SAN LUIS OBISPO COUNTY OFFICE OF EDUCATION	38					
SAN LUIS OBISPO	SAN MIGUEL JOINT UNION ELEMENTARY	1	1.9%	LIMITED ASSIGNMENT PERMIT			
				Special Education Limited Assignment Teaching Permit	1		
						Early Childhood Special Education	1
		51	98.1%	Fully Credentialed Teachers			
	SAN MIGUEL JOINT UNION ELEMENTARY Total	52					
SAN MATEO	ASPIRE EAST PALO ALTO PHOENIX ACADEMY	2		UNIVERSITY INTERN CREDENTIALS			
				Single Subject Teaching Credential	2		
						Art (Examination)	1
						English (Examination)	1
		1		LIMITED ASSIGNMENT PERMIT			
				General Education Limited Assignment Single Subject	1		
						Mathematics	1
		1		SHORT-TERM STAFF PERMIT			
				Short-Term Staff Permit	1		
						Science: Physics	1
	ASPIRE EAST PALO ALTO PHOENIX ACADEMY Total	4					
SAN MATEO	BAYSHORE ELEMENTARY	1	5.3%	UNIVERSITY INTERN CREDENTIALS			
				Education Specialist Instruction Credential	1		
						Mild/Moderate Disabilities	1
		2	10.5%	SHORT-TERM STAFF PERMIT			
				Short-Term Staff Permit	2		
						General Subjects	1
						Mild/Moderate Disabilities	1
		16	84.2%	Fully Credentialed Teachers			
	BAYSHORE ELEMENTARY Total	19					
SAN MATEO	BELMONT-REDWOOD SHORES SCHOOL DISTRICT	6	3.2%	UNIVERSITY INTERN CREDENTIALS			
				Education Specialist Instruction Credential	1		

TABLE 5C
Distribution of Intern Credentials, Permits, Credential Waivers by County, School District, Type, and by Subject Area
July 1, 2015 to June 30, 2016

County	Agency	Agency Total	Agency %	Credential Title	Credential Total	Subject Area	Subject Total
						Moderate/Severe Disabilities	1
				Multiple Subject Teaching Credential	3		
						General Subjects (Examination)	3
				Single Subject Teaching Credential	2		
						English (Examination)	1
						Science: Biological Sciences (Examination)	1
		1	0.5%	LIMITED ASSIGNMENT PERMIT			
				General Education Limited Assignment Single Subject	1		
						Foreign Language: Spanish	1
		182	96.3%	Fully Credentialed Teachers			
	BELMONT-REDWOOD SHORES SCHOOL DISTRICT	189					
SAN MATEO	BURLINGAME ELEMENTARY SCHOOL DISTRICT	2	1.2%	UNIVERSITY INTERN CREDENTIALS			
				Multiple Subject Teaching Credential	1		
						General Subjects (Examination)	1
				Single Subject Teaching Credential	1		
						Foundational-Level Mathematics (Examination)	1
		163	98.8%	Fully Credentialed Teachers			
	BURLINGAME ELEMENTARY SCHOOL DISTRICT T	165					
SAN MATEO	EAST PALO ALTO CHARTER SCHOOL (CHARTER)	1		SHORT-TERM STAFF PERMIT			
				Short-Term Staff Permit	1		
						General Subjects	1
	EAST PALO ALTO CHARTER SCHOOL (CHARTER) T	1					
SAN MATEO	JEFFERSON ELEMENTARY SCHOOL DISTRICT	3	0.9%	UNIVERSITY INTERN CREDENTIALS			
				Education Specialist Instruction Credential	3		
						Early Childhood Special Education	2
						Mild/Moderate Disabilities	1
		3	0.9%	SHORT-TERM STAFF PERMIT			
				Short-Term Staff Permit	3		
						Foundational-Level General Science	1
						Foundational-Level General Science (Examinatio	1
						Mild/Moderate Disabilities	1
		342	98.3%	Fully Credentialed Teachers			
	JEFFERSON ELEMENTARY SCHOOL DISTRICT Tota	348					
SAN MATEO	JEFFERSON UNION HIGH SCHOOL DISTRICT	7	3.0%	UNIVERSITY INTERN CREDENTIALS			
				Education Specialist Instruction Credential	4		

TABLE 5C
Distribution of Intern Credentials, Permits, Credential Waivers by County, School District, Type, and by Subject Area
July 1, 2015 to June 30, 2016

County	Agency	Agency Total	Agency %	Credential Title	Credential Total	Subject Area	Subject Total
						Mild/Moderate Disabilities	3
						Moderate/Severe Disabilities	1
				Single Subject Teaching Credential	3		
						English (Examination)	1
						Foundational-Level Mathematics (Examination)	1
						Science: Chemistry (Examination)	1
		3	1.3%	SHORT-TERM STAFF PERMIT			
				Short-Term Staff Permit	3		
						English (Examination)	2
						Foundational-Level General Science (Examination)	1
		225	95.7%	Fully Credentialed Teachers			
	JEFFERSON UNION HIGH SCHOOL DISTRICT Total	235					
SAN MATEO	LA HONDA-PESCADERO UNIFIED	1	4.2%	SHORT-TERM STAFF PERMIT			
				Short-Term Staff Permit	1		
						Foreign Language: Spanish	1
		23	95.8%	Fully Credentialed Teachers			
	LA HONDA-PESCADERO UNIFIED Total	24					
SAN MATEO	LAS LOMITAS ELEMENTARY SCHOOL DISTRICT	1	1.4%	LIMITED ASSIGNMENT PERMIT			
				General Education Limited Assignment Single Subject	1		
						Foreign Language: Spanish	1
		72	98.6%	Fully Credentialed Teachers			
	LAS LOMITAS ELEMENTARY SCHOOL DISTRICT Total	73					
SAN MATEO	MENLO PARK CITY ELEMENTARY SCHOOL DISTRICT	1	0.6%	UNIVERSITY INTERN CREDENTIALS			
				Multiple Subject Teaching Credential	1		
						General Subjects (Examination)	1
		3	1.8%	LIMITED ASSIGNMENT PERMIT			
				General Education Limited Assignment Single Subject	3		
						English	1
						Physical Education	2
		4	2.4%	SHORT-TERM STAFF PERMIT			
				Short-Term Staff Permit	4		
						Early Childhood Special Education	2
						General Subjects	1
						Physical Education (Examination)	1
		156	95.1%	Fully Credentialed Teachers			

TABLE 5C
Distribution of Intern Credentials, Permits, Credential Waivers by County, School District, Type, and by Subject Area
July 1, 2015 to June 30, 2016

County	Agency	Agency Total	Agency %	Credential Title	Credential Total	Subject Area	Subject Total
	MENLO PARK CITY ELEMENTARY SCHOOL DISTRICT	164					
SAN MATEO	MILLBRAE ELEMENTARY SCHOOL DISTRICT	3	3.0%	UNIVERSITY INTERN CREDENTIALS			
				Education Specialist Instruction Credential	1	Moderate/Severe Disabilities	1
				Multiple Subject Teaching Credential	1	General Subjects (Examination)	1
				Single Subject Teaching Credential	1	Home Economics (Examination)	1
		3	3.0%	SHORT-TERM STAFF PERMIT			
				Short-Term Staff Permit	3	Mild/Moderate Disabilities	2
						Music	1
		94	94.0%	Fully Credentialed Teachers			
	MILLBRAE ELEMENTARY SCHOOL DISTRICT Total	100					
SAN MATEO	PACIFICA SCHOOL DISTRICT	2	1.4%	LIMITED ASSIGNMENT PERMIT			
				General Education Limited Assignment Single Subject	2	Foundational-Level General Science	1
						Physical Education	1
		1	0.7%	SHORT-TERM STAFF PERMIT			
				Short-Term Staff Permit	1	Mild/Moderate Disabilities	1
		140	97.9%	Fully Credentialed Teachers			
	PACIFICA SCHOOL DISTRICT Total	143					
SAN MATEO	RAVENSWOOD CITY ELEMENTARY SCHOOL DISTRICT	1	0.4%	UNIVERSITY INTERN CREDENTIALS			
				Multiple Subject Teaching Credential	1	General Subjects (Examination)	1
		1	0.4%	DISTRICT INTERNSHIP CERTIFICATES			
				District Intern Credential / Multiple Subject	1	General Subjects (Examination)	1
		1	0.4%	SHORT-TERM STAFF PERMIT			
				Short-Term Staff Permit	1	General Subjects (Examination)	1
		223	98.7%	Fully Credentialed Teachers			
	RAVENSWOOD CITY ELEMENTARY SCHOOL DISTRICT Total	226					
SAN MATEO	REDWOOD CITY ELEMENTARY SCHOOL DISTRICT	4	0.9%	UNIVERSITY INTERN CREDENTIALS			

TABLE 5C
Distribution of Intern Credentials, Permits, Credential Waivers by County, School District, Type, and by Subject Area
July 1, 2015 to June 30, 2016

County	Agency	Agency Total	Agency %	Credential Title	Credential Total	Subject Area	Subject Total
				Education Specialist Instruction Credential	2		
						Early Childhood Special Education	1
						Mild/Moderate Disabilities	1
						Moderate/Severe Disabilities	1
				Multiple Subject Teaching Credential	2		
						General Subjects (Examination)	2
		4	0.9%	LIMITED ASSIGNMENT PERMIT			
				General Education Limited Assignment Multiple Subje	1		
						General Subjects	1
				General Education Limited Assignment Single Subject	3		
						English	2
						Foundational-Level General Science	1
		19	4.4%	SHORT-TERM STAFF PERMIT			
				Short-Term Staff Permit	19		
						General Subjects	10
						General Subjects (Examination)	3
						Mild/Moderate Disabilities	5
						Physical Education	1
		1	0.2%	CREDENTIAL WAIVERS			
				Multiple Subject Teaching Credential	1		
						General Subjects	1
		408	93.6%	Fully Credentialed Teachers			
	REDWOOD CITY ELEMENTARY SCHOOL DISTRICT	436					
SAN MATEO	SAN BRUNO PARK SCHOOL DISTRICT	1	1.3%	UNIVERSITY INTERN CREDENTIALS			
				Multiple Subject Teaching Credential	1		
						General Subjects (Examination)	1
		2	2.6%	LIMITED ASSIGNMENT PERMIT			
				General Education Limited Assignment Single Subject	2		
						Foundational-Level General Science	1
						Physical Education	1
		3	3.9%	SHORT-TERM STAFF PERMIT			
				Short-Term Staff Permit	3		
						General Subjects	1
						General Subjects (Examination)	1
						Moderate/Severe Disabilities	1

TABLE 5C
Distribution of Intern Credentials, Permits, Credential Waivers by County, School District, Type, and by Subject Area
July 1, 2015 to June 30, 2016

County	Agency	Agency Total	Agency %	Credential Title	Credential Total	Subject Area	Subject Total
		72	92.3%	Fully Credentialed Teachers			
	SAN BRUNO PARK SCHOOL DISTRICT Total	78					
SAN MATEO	SAN CARLOS CHARTER LEARNING CENTER (CHAF	1		UNIVERSITY INTERN CREDENTIALS			
				Education Specialist Instruction Credential	1		
						Mild/Moderate Disabilities	1
		1		SHORT-TERM STAFF PERMIT			
				Short-Term Staff Permit	1		
						Mild/Moderate Disabilities	1
	SAN CARLOS CHARTER LEARNING CENTER (CHAF	2					
SAN MATEO	SAN CARLOS ELEMENTARY SCHOOL DISTRICT	2	1.2%	UNIVERSITY INTERN CREDENTIALS			
				Education Specialist Instruction Credential	2		
						Mild/Moderate Disabilities	2
						Moderate/Severe Disabilities	1
		1	0.6%	LIMITED ASSIGNMENT PERMIT			
				General Education Limited Assignment Single Subject	1		
						Mathematics	1
		3	1.7%	SHORT-TERM STAFF PERMIT			
				Short-Term Staff Permit	3		
						General Subjects	1
						Mild/Moderate Disabilities	1
						Social Science (Examination)	1
		166	96.5%	Fully Credentialed Teachers			
	SAN CARLOS ELEMENTARY SCHOOL DISTRICT To	172					
SAN MATEO	SAN MATEO COUNTY OFFICE OF EDUCATION	1	1.7%	UNIVERSITY INTERN CREDENTIALS			
				Education Specialist Instruction Credential	1		
						Early Childhood Special Education	1
		3	5.2%	LIMITED ASSIGNMENT PERMIT			
				General Education Limited Assignment Single Subject	2		
						English	1
						Mathematics	1
				Special Education Limited Assignment Teaching Permi	1		
						Moderate/Severe Disabilities	1
		1	1.7%	SHORT-TERM STAFF PERMIT			
				Short-Term Staff Permit	1		
						Visual Impairments	1

TABLE 5C
Distribution of Intern Credentials, Permits, Credential Waivers by County, School District, Type, and by Subject Area
July 1, 2015 to June 30, 2016

County	Agency	Agency Total	Agency %	Credential Title	Credential Total	Subject Area	Subject Total
		53	91.4%	Fully Credentialed Teachers			
	SAN MATEO COUNTY OFFICE OF EDUCATION Total	58					
SAN MATEO	SAN MATEO UNION HIGH SCHOOL DISTRICT	4	0.9%	UNIVERSITY INTERN CREDENTIALS			
				Education Specialist Instruction Credential	2		
						Deaf and Hard-of-Hearing	1
						Mild/Moderate Disabilities	1
				Single Subject Teaching Credential	2		
						English (Examination)	1
						Physical Education (Examination)	1
		3	0.7%	SHORT-TERM STAFF PERMIT			
				Short-Term Staff Permit	3		
						Moderate/Severe Disabilities	1
						Physical Education (Examination)	1
						Science: Biological Sciences	1
		432	98.4%	Fully Credentialed Teachers			
	SAN MATEO UNION HIGH SCHOOL DISTRICT Total	439					
SAN MATEO	SAN MATEO-FOSTER CITY SCHOOL DISTRICT	5	0.9%	UNIVERSITY INTERN CREDENTIALS			
				Multiple Subject Teaching Credential	3		
						General Subjects (Examination)	3
				Single Subject Teaching Credential	2		
						Foundational-Level General Science (Examination)	1
						Social Science (Examination)	1
		550	99.1%	Fully Credentialed Teachers			
	SAN MATEO-FOSTER CITY SCHOOL DISTRICT Total	555					
SAN MATEO	SEQUOIA UNION HIGH SCHOOL DISTRICT	4	0.8%	UNIVERSITY INTERN CREDENTIALS			
				Education Specialist Instruction Credential	1		
						Mild/Moderate Disabilities	1
				Single Subject Teaching Credential	3		
						English (Examination)	1
						Foundational-Level Mathematics (Examination)	2
		3	0.6%	LIMITED ASSIGNMENT PERMIT			
				General Education Limited Assignment Single Subject	3		
						English	2
						Foreign Language: Spanish (Examination)	1
		2	0.4%	SHORT-TERM STAFF PERMIT			

TABLE 5C
Distribution of Intern Credentials, Permits, Credential Waivers by County, School District, Type, and by Subject Area
July 1, 2015 to June 30, 2016

County	Agency	Agency Total	Agency %	Credential Title	Credential Total	Subject Area	Subject Total
				Short-Term Staff Permit	2		
						Mild/Moderate Disabilities	2
		522	98.3%	Fully Credentialed Teachers			
	SEQUOIA UNION HIGH SCHOOL DISTRICT Total	531					
SAN MATEO	SOUTH SAN FRANCISCO UNIFIED SCHOOL DISTRICT	8	2.0%	UNIVERSITY INTERN CREDENTIALS			
				Education Specialist Instruction Credential	6		
						Mild/Moderate Disabilities	6
				Multiple Subject Teaching Credential	1		
						General Subjects (Examination)	1
				Single Subject Teaching Credential	1		
						Social Science (Examination)	1
		8	2.0%	LIMITED ASSIGNMENT PERMIT			
				General Education Limited Assignment Single Subject	6		
						Health Science	1
						Physical Education (Examination)	1
						Science: Biological Sciences	3
						Science: Geosciences	1
						Science: Physics	1
				Special Education Limited Assignment Teaching Permit	2		
						Moderate/Severe Disabilities	2
		2	0.5%	SHORT-TERM STAFF PERMIT			
				Short-Term Staff Permit	2		
						Mild/Moderate Disabilities	2
		1	0.2%	CREDENTIAL WAIVERS			
				Education Specialist Instruction Credential	1		
						Mild/Moderate Disabilities	1
		391	95.4%	Fully Credentialed Teachers			
	SOUTH SAN FRANCISCO UNIFIED SCHOOL DISTRICT	410					
SAN MATEO	WOODSIDE ELEMENTARY	1	2.5%	LIMITED ASSIGNMENT PERMIT			
				General Education Limited Assignment Single Subject	1		
						Foundational-Level General Science	1
		1	2.5%	SHORT-TERM STAFF PERMIT			
				Short-Term Staff Permit	1		
						Art	1
		38	95.0%	Fully Credentialed Teachers			

TABLE 5C
Distribution of Intern Credentials, Permits, Credential Waivers by County, School District, Type, and by Subject Area
July 1, 2015 to June 30, 2016

County	Agency	Agency Total	Agency %	Credential Title	Credential Total	Subject Area	Subject Total
	WOODSIDE ELEMENTARY Total	40					
SANTA BARBARA	BLOCHMAN UNION ELEMENTARY	1	1.4%	LIMITED ASSIGNMENT PERMIT			
				General Education Limited Assignment Multiple Subject	1	General Subjects	1
		1	1.4%	SHORT-TERM STAFF PERMIT			
				Short-Term Staff Permit	1		
						General Subjects (Examination)	1
		68	97.1%	Fully Credentialed Teachers			
	BLOCHMAN UNION ELEMENTARY Total	70					
SANTA BARBARA	BUELLTON UNION ELEMENTARY SCHOOL DISTRICT	3	6.3%	LIMITED ASSIGNMENT PERMIT			
				Special Education Limited Assignment Teaching Permit	3		
						Mild/Moderate Disabilities	1
						Moderate/Severe Disabilities	2
		2	4.2%	SHORT-TERM STAFF PERMIT			
				Short-Term Staff Permit	2		
						Mild/Moderate Disabilities	1
						Moderate/Severe Disabilities	1
		43	89.6%	Fully Credentialed Teachers			
	BUELLTON UNION ELEMENTARY SCHOOL DISTRICT Total	48					
SANTA BARBARA	CARPINTERIA UNIFIED SCHOOL DISTRICT	1	0.9%	LIMITED ASSIGNMENT PERMIT			
				General Education Limited Assignment Single Subject	1		
						Physical Education	1
		2	1.9%	PROVISIONAL INTERNSHIP PERMIT			
				Provisional Internship Permit	2		
						Mild/Moderate Disabilities	2
		104	97.2%	Fully Credentialed Teachers			
	CARPINTERIA UNIFIED SCHOOL DISTRICT Total	107					
SANTA BARBARA	FAMILY PARTNERSHIP HOME STUDY CHARTER	1		SHORT-TERM STAFF PERMIT			
				Short-Term Staff Permit	1		
						General Subjects (Examination)	1
	FAMILY PARTNERSHIP HOME STUDY CHARTER Total	1					
SANTA BARBARA	HOPE ELEMENTARY SCHOOL DISTRICT	1	2.0%	LIMITED ASSIGNMENT PERMIT			
				Special Education Limited Assignment Teaching Permit	1		
						Mild/Moderate Disabilities	1
		49	98.0%	Fully Credentialed Teachers			

TABLE 5C
Distribution of Intern Credentials, Permits, Credential Waivers by County, School District, Type, and by Subject Area
July 1, 2015 to June 30, 2016

County	Agency	Agency Total	Agency %	Credential Title	Credential Total	Subject Area	Subject Total
	HOPE ELEMENTARY SCHOOL DISTRICT Total	50					
SANTA BARBARA	LOMPOC UNIFIED SCHOOL DISTRICT	2	0.4%	UNIVERSITY INTERN CREDENTIALS			
				Education Specialist Instruction Credential	1		
						Moderate/Severe Disabilities	1
				Single Subject Teaching Credential	1		
						Foundational-Level Mathematics (Examination)	1
		3	0.6%	LIMITED ASSIGNMENT PERMIT			
				General Education Limited Assignment Single Subject	3		
						Foundational-Level General Science	1
						Physical Education	1
						Science: Biological Sciences	1
		7	1.4%	SHORT-TERM STAFF PERMIT			
				Short-Term Staff Permit	7		
						English	1
						Foundational-Level General Science (Examination)	1
						General Subjects (Examination)	1
						Mild/Moderate Disabilities	3
						Social Science	1
		4	0.8%	PROVISIONAL INTERNSHIP PERMIT			
				Provisional Internship Permit	4		
						Mathematics	1
						Mild/Moderate Disabilities	3
		1	0.2%	CREDENTIAL WAIVERS			
				Single Subject Teaching Credential	1		
						Mathematics	1
		491	96.7%	Fully Credentialed Teachers			
	LOMPOC UNIFIED SCHOOL DISTRICT Total	508					
SANTA BARBARA	LOS OLIVOS ELEMENTARY	1	8.3%	LIMITED ASSIGNMENT PERMIT			
				General Education Limited Assignment Single Subject	1		
						Mathematics	1
		11	91.7%	Fully Credentialed Teachers			
	LOS OLIVOS ELEMENTARY Total	12					
SANTA BARBARA	ORCUTT UNION ELEMENTARY SCHOOL DISTRICT	2	0.9%	UNIVERSITY INTERN CREDENTIALS			
				Multiple Subject Teaching Credential	1		
						General Subjects (Examination)	1

TABLE 5C
Distribution of Intern Credentials, Permits, Credential Waivers by County, School District, Type, and by Subject Area
July 1, 2015 to June 30, 2016

County	Agency	Agency Total	Agency %	Credential Title	Credential Total	Subject Area	Subject Total
				Single Subject Teaching Credential	1		
						Foreign Language: Spanish (Examination)	1
		1	0.5%	LIMITED ASSIGNMENT PERMIT			
				Special Education Limited Assignment Teaching Permi	1		
						Moderate/Severe Disabilities	1
		4	1.8%	SHORT-TERM STAFF PERMIT			
				Short-Term Staff Permit	4		
						Mathematics (Examination)	1
						Mild/Moderate Disabilities	2
						Music	1
						Science: Physics	1
		213	96.8%	Fully Credentialed Teachers			
	ORCUTT UNION ELEMENTARY SCHOOL DISTRICT	220					
SANTA BARBARA	SANTA BARBARA COUNTY OFFICE OF EDUCATIOI	3	8.3%	LIMITED ASSIGNMENT PERMIT			
				Special Education Limited Assignment Teaching Permi	3		
						Early Childhood Special Education	1
						Moderate/Severe Disabilities	3
		3	8.3%	SHORT-TERM STAFF PERMIT			
				Short-Term Staff Permit	3		
						Mild/Moderate Disabilities	2
						Moderate/Severe Disabilities	3
		30	83.3%	Fully Credentialed Teachers			
	SANTA BARBARA COUNTY OFFICE OF EDUCATIOI	36					
SANTA BARBARA	SANTA BARBARA HIGH SCHOOL DISTRICT	1		SHORT-TERM STAFF PERMIT			
				Short-Term Staff Permit	1		
						English (Examination)	1
	SANTA BARBARA HIGH SCHOOL DISTRICT Total	1					
SANTA BARBARA	SANTA BARBARA UNIFIED	1	0.1%	UNIVERSITY INTERN CREDENTIALS			
				Single Subject Teaching Credential	1		
						Foundational-Level Mathematics (Examination)	1
		2	0.3%	LIMITED ASSIGNMENT PERMIT			
				General Education Limited Assignment Single Subject	1		
						Physical Education	1
				Special Education Limited Assignment Teaching Permi	1		
						Moderate/Severe Disabilities	1

TABLE 5C
Distribution of Intern Credentials, Permits, Credential Waivers by County, School District, Type, and by Subject Area
July 1, 2015 to June 30, 2016

County	Agency	Agency Total	Agency %	Credential Title	Credential Total	Subject Area	Subject Total
		6	0.8%	SHORT-TERM STAFF PERMIT			
				Short-Term Staff Permit	6		
						General Subjects	1
						General Subjects (Examination)	1
						Mild/Moderate Disabilities	3
						Physical Education (Examination)	1
		2	0.3%	PROVISIONAL INTERNSHIP PERMIT			
				Provisional Internship Permit	2		
						Deaf and Hard-of-Hearing	1
						Music	1
		713	98.5%	Fully Credentialed Teachers			
	SANTA BARBARA UNIFIED Total	724					
SANTA BARBARA	SANTA MARIA JOINT UNION HIGH SCHOOL DISTRICT	8	2.2%	SHORT-TERM STAFF PERMIT			
				Short-Term Staff Permit	8		
						English	2
						English (Examination)	3
						General Subjects	1
						Mathematics (Examination)	1
						Mild/Moderate Disabilities	1
		357	97.8%	Fully Credentialed Teachers			
	SANTA MARIA JOINT UNION HIGH SCHOOL DISTRICT Total	365					
SANTA BARBARA	SANTA MARIA-BONITA SCHOOL DISTRICT	1	0.2%	LIMITED ASSIGNMENT PERMIT			
				Special Education Limited Assignment Teaching Permit	1		
						Mild/Moderate Disabilities	1
		3	0.5%	SHORT-TERM STAFF PERMIT			
				Short-Term Staff Permit	3		
						General Subjects (Examination)	1
						Mild/Moderate Disabilities	1
						Physical Education (Examination)	1
		1	0.2%	PROVISIONAL INTERNSHIP PERMIT			
				Provisional Internship Permit	1		
						Music	1
		664	99.3%	Fully Credentialed Teachers			
	SANTA MARIA-BONITA SCHOOL DISTRICT Total	669					
SANTA BARBARA	SANTA YNEZ VALLEY UNION HIGH SCHOOL DISTRICT	2	3.7%	SHORT-TERM STAFF PERMIT			

TABLE 5C
Distribution of Intern Credentials, Permits, Credential Waivers by County, School District, Type, and by Subject Area
July 1, 2015 to June 30, 2016

County	Agency	Agency Total	Agency %	Credential Title	Credential Total	Subject Area	Subject Total
				Short-Term Staff Permit	2		
						Agriculture	1
						Art (Examination)	1
		52	96.3%	Fully Credentialed Teachers			
	SANTA YNEZ VALLEY UNION HIGH SCHOOL DISTRICT	54					
SANTA CLARA	ACE CHARTER	5		UNIVERSITY INTERN CREDENTIALS			
				Education Specialist Instruction Credential	1		
						Mild/Moderate Disabilities	1
				Single Subject Teaching Credential	4		
						Foundational-Level General Science (Examination)	1
						Foundational-Level Mathematics (Examination)	2
						Social Science (Examination)	1
		1		DISTRICT INTERNSHIP CERTIFICATES			
				District Intern Credential / Single Subject	1		
						Foundational-Level Mathematics (Examination)	1
		1		PROVISIONAL INTERNSHIP PERMIT			
				Provisional Internship Permit	1		
						General Subjects	1
	ACE CHARTER Total	7					
SANTA CLARA	ACE EMPOWER ACADEMY	1		PROVISIONAL INTERNSHIP PERMIT			
				Provisional Internship Permit	1		
						General Subjects	1
		1		CREDENTIAL WAIVERS			
				Education Specialist Instruction Credential	1		
						Mild/Moderate Disabilities	1
	ACE EMPOWER ACADEMY Total	2					
SANTA CLARA	ALPHA BLANCA ALVARADO MIDDLE	4		UNIVERSITY INTERN CREDENTIALS			
				Education Specialist Instruction Credential	1		
						Mild/Moderate Disabilities	1
				Multiple Subject Teaching Credential	3		
						General Subjects (Examination)	3
		1		DISTRICT INTERNSHIP CERTIFICATES			
				District Intern Credential / Multiple Subject	1		
						General Subjects (Examination)	1
		1		SHORT-TERM STAFF PERMIT			

TABLE 5C
Distribution of Intern Credentials, Permits, Credential Waivers by County, School District, Type, and by Subject Area
July 1, 2015 to June 30, 2016

County	Agency	Agency Total	Agency %	Credential Title	Credential Total	Subject Area	Subject Total
				Short-Term Staff Permit	1		
						Mild/Moderate Disabilities	1
	ALPHA BLANCA ALVARADO MIDDLE Total	6					
SANTA CLARA	ALPHA JOSE HERNANDEZ MIDDLE	3		UNIVERSITY INTERN CREDENTIALS			
				Multiple Subject Teaching Credential	3		
						General Subjects (Examination)	3
		1		DISTRICT INTERNSHIP CERTIFICATES			
				District Intern Credential / Multiple Subject	1		
						General Subjects (Examination)	1
		1		SHORT-TERM STAFF PERMIT			
				Short-Term Staff Permit	1		
						General Subjects (Examination)	1
	ALPHA JOSE HERNANDEZ MIDDLE Total	5					
SANTA CLARA	ALUM ROCK UNION ELEMENTARY SCHOOL DISTI	16	2.9%	UNIVERSITY INTERN CREDENTIALS			
				Education Specialist Instruction Credential	1		
						Mild/Moderate Disabilities	1
				Multiple Subject Teaching Credential	13		
						General Subjects (Examination)	13
				Single Subject Teaching Credential	2		
						Foundational-Level General Science (Examination)	1
						Music	1
		1	0.2%	DISTRICT INTERNSHIP CERTIFICATES			
				District Intern Credential / Multiple Subject	1		
						General Subjects (Examination)	1
		8	1.4%	LIMITED ASSIGNMENT PERMIT			
				General Education Limited Assignment Multiple Subje	2		
						General Subjects	2
				General Education Limited Assignment Single Subject	5		
						English	1
						English (Examination)	1
						Foreign Language: Spanish (Examination)	1
						Mathematics	1
						Physical Education	1
				Special Education Limited Assignment Teaching Permi	1		
						Early Childhood Special Education	1

TABLE 5C
Distribution of Intern Credentials, Permits, Credential Waivers by County, School District, Type, and by Subject Area
July 1, 2015 to June 30, 2016

County	Agency	Agency Total	Agency %	Credential Title	Credential Total	Subject Area	Subject Total
		8	1.4%	SHORT-TERM STAFF PERMIT			
				Short-Term Staff Permit	8		
						General Subjects	1
						General Subjects (Examination)	1
						Mild/Moderate Disabilities	5
						Music	1
		521	94.0%	Fully Credentialed Teachers			
	ALUM ROCK UNION ELEMENTARY SCHOOL DISTRICT	554					
SANTA CLARA	BERRYESSA UNION SCHOOL DISTRICT	4	1.2%	UNIVERSITY INTERN CREDENTIALS			
				Education Specialist Instruction Credential	1		
						Moderate/Severe Disabilities	1
				Multiple Subject Teaching Credential	1		
						General Subjects (Examination)	1
				Single Subject Teaching Credential	2		
						Music	1
						Physical Education	1
		2	0.6%	SHORT-TERM STAFF PERMIT			
				Short-Term Staff Permit	2		
						General Subjects	1
						General Subjects (Examination)	1
		1	0.3%	CREDENTIAL WAIVERS			
				Education Specialist Instruction Credential	1		
						Mild/Moderate Disabilities	1
		334	98.0%	Fully Credentialed Teachers			
	BERRYESSA UNION SCHOOL DISTRICT Total	341					
SANTA CLARA	BULLIS CHARTER	1		LIMITED ASSIGNMENT PERMIT			
				General Education Limited Assignment Single Subject	1		
						Social Science	1
		1		PROVISIONAL INTERNSHIP PERMIT			
				Provisional Internship Permit	1		
						Foreign Language: Spanish	1
	BULLIS CHARTER Total	2					
SANTA CLARA	CAMBRIAN ELEMENTARY SCHOOL DISTRICT	1	0.7%	UNIVERSITY INTERN CREDENTIALS			
				Education Specialist Instruction Credential	1		
						Mild/Moderate Disabilities	1

TABLE 5C
Distribution of Intern Credentials, Permits, Credential Waivers by County, School District, Type, and by Subject Area
July 1, 2015 to June 30, 2016

County	Agency	Agency Total	Agency %	Credential Title	Credential Total	Subject Area	Subject Total
		3	2.0%	SHORT-TERM STAFF PERMIT			
				Short-Term Staff Permit	3		
						Mild/Moderate Disabilities	3
		148	97.4%	Fully Credentialed Teachers			
	CAMBRIAN ELEMENTARY SCHOOL DISTRICT Total	152					
SANTA CLARA	CAMPBELL UNION ELEMENTARY SCHOOL DISTRICT	7	2.1%	UNIVERSITY INTERN CREDENTIALS			
				Education Specialist Instruction Credential	4		
						Mild/Moderate Disabilities	3
						Moderate/Severe Disabilities	1
				Multiple Subject Teaching Credential	2		
						General Subjects (Examination)	2
				Single Subject Teaching Credential	1		
						Art (Examination)	1
		1	0.3%	LIMITED ASSIGNMENT PERMIT			
				General Education Limited Assignment Single Subject	1		
						Mathematics	1
		2	0.6%	SHORT-TERM STAFF PERMIT			
				Short-Term Staff Permit	2		
						Mild/Moderate Disabilities	2
		1	0.3%	PROVISIONAL INTERNSHIP PERMIT			
				Provisional Internship Permit	1		
						General Subjects	1
		327	96.8%	Fully Credentialed Teachers			
	CAMPBELL UNION ELEMENTARY SCHOOL DISTRICT Total	338					
SANTA CLARA	CAMPBELL UNION HIGH SCHOOL DISTRICT	1	0.3%	UNIVERSITY INTERN CREDENTIALS			
				Education Specialist Instruction Credential	1		
						Moderate/Severe Disabilities	1
		1	0.3%	SHORT-TERM STAFF PERMIT			
				Short-Term Staff Permit	1		
						Mild/Moderate Disabilities	1
		340	99.4%	Fully Credentialed Teachers			
	CAMPBELL UNION HIGH SCHOOL DISTRICT Total	342					
SANTA CLARA	CHARTER SCHOOL OF MORGAN HILL	2		UNIVERSITY INTERN CREDENTIALS			
				Multiple Subject Teaching Credential	2		
						General Subjects (Examination)	2

TABLE 5C
Distribution of Intern Credentials, Permits, Credential Waivers by County, School District, Type, and by Subject Area
July 1, 2015 to June 30, 2016

County	Agency	Agency Total	Agency %	Credential Title	Credential Total	Subject Area	Subject Total
	CHARTER SCHOOL OF MORGAN HILL Total	2					
SANTA CLARA	CORNERSTONE ACADEMY PREPARATION	2		UNIVERSITY INTERN CREDENTIALS			
				Multiple Subject Teaching Credential	2		
						General Subjects (Examination)	2
		2		DISTRICT INTERNSHIP CERTIFICATES			
				District Intern Credential / Multiple Subject	2		
						General Subjects (Examination)	2
	CORNERSTONE ACADEMY PREPARATION Total	4					
SANTA CLARA	CREATIVE LEARNING CENTER	1		UNIVERSITY INTERN CREDENTIALS			
				Education Specialist Instruction Credential	1		
						Mild/Moderate Disabilities	1
	CREATIVE LEARNING CENTER Total	1					
SANTA CLARA	CUPERTINO UNION SCHOOL DISTRICT	3	0.4%	UNIVERSITY INTERN CREDENTIALS			
				Education Specialist Instruction Credential	1		
						Moderate/Severe Disabilities	1
				Multiple Subject Teaching Credential	2		
						General Subjects (Examination)	2
		3	0.4%	LIMITED ASSIGNMENT PERMIT			
				General Education Limited Assignment Multiple Subje	2		
						General Subjects	2
				General Education Limited Assignment Single Subject	1		
						Foreign Language: Vietnamese	1
		9	1.1%	SHORT-TERM STAFF PERMIT			
				Short-Term Staff Permit	9		
						General Subjects	3
						General Subjects (Examination)	3
						Mild/Moderate Disabilities	2
						Physical Education	1
		823	98.2%	Fully Credentialed Teachers			
	CUPERTINO UNION SCHOOL DISTRICT Total	838					
SANTA CLARA	DISCOVERY CHARTER II	1		UNIVERSITY INTERN CREDENTIALS			
				Education Specialist Instruction Credential	1		
						Mild/Moderate Disabilities	1
	DISCOVERY CHARTER II Total	1					
SANTA CLARA	DISCOVERY CHARTER SCHOOL	1		PROVISIONAL INTERNSHIP PERMIT			

TABLE 5C
Distribution of Intern Credentials, Permits, Credential Waivers by County, School District, Type, and by Subject Area
July 1, 2015 to June 30, 2016

County	Agency	Agency Total	Agency %	Credential Title	Credential Total	Subject Area	Subject Total
				Provisional Internship Permit	1		
						General Subjects	1
	DISCOVERY CHARTER SCHOOL Total	1					
SANTA CLARA	DOWNTOWN COLLEGE PREP - ALUM ROCK	2		UNIVERSITY INTERN CREDENTIALS			
				Education Specialist Instruction Credential	1		
						Mild/Moderate Disabilities	1
				Single Subject Teaching Credential	1		
						Foundational-Level Mathematics (Examination)	1
		6		SHORT-TERM STAFF PERMIT			
				Short-Term Staff Permit	6		
						English	1
						Foreign Language: Spanish	1
						Foundational-Level Mathematics (Examination)	1
						Mild/Moderate Disabilities	2
						Social Science	1
		1		PROVISIONAL INTERNSHIP PERMIT			
				Provisional Internship Permit	1		
						Science: Biological Sciences	1
	DOWNTOWN COLLEGE PREP - ALUM ROCK Total	9					
SANTA CLARA	EAST SIDE UNION HIGH SCHOOL DISTRICT	14	1.2%	UNIVERSITY INTERN CREDENTIALS			
				Education Specialist Instruction Credential	2		
						Mild/Moderate Disabilities	1
						Moderate/Severe Disabilities	1
				Single Subject Teaching Credential	12		
						English	1
						English (Examination)	2
						Foreign Language: Spanish (Examination)	3
						Foundational-Level Mathematics (Examination)	1
						Mathematics (Examination)	1
						Music (Examination)	1
						Physical Education (Examination)	1
						Physics (Specialized)	1
						Science: Biological Sciences (Examination)	1
						Science: Chemistry (Examination)	1
						Social Science (Examination)	1

TABLE 5C
Distribution of Intern Credentials, Permits, Credential Waivers by County, School District, Type, and by Subject Area
July 1, 2015 to June 30, 2016

County	Agency	Agency Total	Agency %	Credential Title	Credential Total	Subject Area	Subject Total
		6	0.5%	LIMITED ASSIGNMENT PERMIT			
				General Education Limited Assignment Single Subject	5		
						English (Examination)	1
						Foreign Language: Spanish	1
						Foreign Language: Vietnamese	1
						Science: Chemistry	2
				Special Education Limited Assignment Teaching Permi	1		
						Moderate/Severe Disabilities	1
		7	0.6%	SHORT-TERM STAFF PERMIT			
				Short-Term Staff Permit	7		
						Foreign Language: Spanish (Examination)	1
						Mild/Moderate Disabilities	3
						Moderate/Severe Disabilities	2
						Science: Chemistry (Examination)	1
		21	1.7%	PROVISIONAL INTERNSHIP PERMIT			
				Provisional Internship Permit	21		
						Art	1
						English	4
						Foreign Language: Japanese	1
						Mathematics	1
						Mild/Moderate Disabilities	7
						Moderate/Severe Disabilities	2
						Physical Education	1
						Science: Biological Sciences	1
						Science: Chemistry	1
						Science: Physics	1
						Social Science	1
		1	0.1%	CREDENTIAL WAIVERS			
				Single Subject Teaching Credential	1		
						Foreign Language: Spanish	1
		1155	95.9%	Fully Credentialed Teachers			
	EAST SIDE UNION HIGH SCHOOL DISTRICT Total	1204					
SANTA CLARA	ESCUELA POPULAR/CENTER FOR TRAINING AND	2		UNIVERSITY INTERN CREDENTIALS			
				Multiple Subject Teaching Credential	2		
						General Subjects (Examination)	2

TABLE 5C
Distribution of Intern Credentials, Permits, Credential Waivers by County, School District, Type, and by Subject Area
July 1, 2015 to June 30, 2016

County	Agency	Agency Total	Agency %	Credential Title	Credential Total	Subject Area	Subject Total
		1		SHORT-TERM STAFF PERMIT			
				Short-Term Staff Permit	1		
						General Subjects	1
	ESCUELA POPULAR/CENTER FOR TRAINING AND	3					
SANTA CLARA	ESTHER B. CLARK SCHOOL	1		UNIVERSITY INTERN CREDENTIALS			
				Education Specialist Instruction Credential	1		
						Mild/Moderate Disabilities	1
		2		SHORT-TERM STAFF PERMIT			
				Short-Term Staff Permit	2		
						Mild/Moderate Disabilities	2
	ESTHER B. CLARK SCHOOL Total	3					
SANTA CLARA	EVERGREEN SCHOOL DISTRICT	1	0.2%	UNIVERSITY INTERN CREDENTIALS			
				Single Subject Teaching Credential	1		
						Science: Biological Sciences (Examination)	1
		1	0.2%	LIMITED ASSIGNMENT PERMIT			
				General Education Limited Assignment Single Subject	1		
						English	1
		1	0.2%	SHORT-TERM STAFF PERMIT			
				Short-Term Staff Permit	1		
						General Subjects (Examination)	1
		482	99.4%	Fully Credentialed Teachers			
	EVERGREEN SCHOOL DISTRICT Total	485					
SANTA CLARA	FRANKLIN-MCKINLEY ELEMENTARY SCHOOL DIS	1	0.2%	UNIVERSITY INTERN CREDENTIALS			
				Multiple Subject Teaching Credential	1		
						General Subjects (Examination)	1
		1	0.2%	LIMITED ASSIGNMENT PERMIT			
				Special Education Limited Assignment Teaching Permi	1		
						Moderate/Severe Disabilities	1
		2	0.4%	SHORT-TERM STAFF PERMIT			
				Short-Term Staff Permit	2		
						General Subjects	1
						Mild/Moderate Disabilities	1
		455	99.1%	Fully Credentialed Teachers			
	FRANKLIN-MCKINLEY ELEMENTARY SCHOOL DIS	459					
SANTA CLARA	FREMONT UNION HIGH SCHOOL DISTRICT	9	2.0%	UNIVERSITY INTERN CREDENTIALS			

TABLE 5C
Distribution of Intern Credentials, Permits, Credential Waivers by County, School District, Type, and by Subject Area
July 1, 2015 to June 30, 2016

County	Agency	Agency Total	Agency %	Credential Title	Credential Total	Subject Area	Subject Total
				Education Specialist Instruction Credential	5		
						Mild/Moderate Disabilities	2
						Moderate/Severe Disabilities	3
				Single Subject Teaching Credential	4		
						Art (Examination)	1
						English (Examination)	1
						Foundational-Level Mathematics (Examination)	1
						Mathematics (Examination)	1
		1	0.2%	PROVISIONAL INTERNSHIP PERMIT			
				Provisional Internship Permit	1		
						Physical Education	1
		451	97.8%	Fully Credentialed Teachers			
	FREMONT UNION HIGH SCHOOL DISTRICT Total	461					
SANTA CLARA	GILROY PREP	4		UNIVERSITY INTERN CREDENTIALS			
				Multiple Subject Teaching Credential	4		
						General Subjects (Examination)	4
	GILROY PREP Total	4					
SANTA CLARA	GILROY UNIFIED SCHOOL DISTRICT	8	1.5%	UNIVERSITY INTERN CREDENTIALS			
				Education Specialist Instruction Credential	2		
						Moderate/Severe Disabilities	2
				Multiple Subject Teaching Credential	3		
						General Subjects (Examination)	3
				Single Subject Teaching Credential	3		
						Foundational-Level Mathematics (Examination)	1
						Mathematics (Examination)	1
						Science: Geosciences (Examination)	1
		3	0.6%	LIMITED ASSIGNMENT PERMIT			
				General Education Limited Assignment Single Subject	3		
						Mathematics	2
						Physical Education	1
		10	1.9%	SHORT-TERM STAFF PERMIT			
				Short-Term Staff Permit	10		
						English	1
						Foundational-Level Mathematics (Examination)	1
						General Subjects	4

TABLE 5C
Distribution of Intern Credentials, Permits, Credential Waivers by County, School District, Type, and by Subject Area
July 1, 2015 to June 30, 2016

County	Agency	Agency Total	Agency %	Credential Title	Credential Total	Subject Area	Subject Total
						Mild/Moderate Disabilities	2
						Physical Education	1
						Science: Biological Sciences	1
		1	0.2%	PROVISIONAL INTERNSHIP PERMIT			
				Provisional Internship Permit	1		
						General Subjects	1
		520	95.9%	Fully Credentialed Teachers			
	GILROY UNIFIED SCHOOL DISTRICT Total	542					
SANTA CLARA	KIPP HEARTWOOD ACADEMY	1		UNIVERSITY INTERN CREDENTIALS			
				Education Specialist Instruction Credential	1		
						Mild/Moderate Disabilities	1
		1		LIMITED ASSIGNMENT PERMIT			
				General Education Limited Assignment Single Subject	1		
						Foundational-Level Mathematics	1
	KIPP HEARTWOOD ACADEMY Total	2					
SANTA CLARA	KIPP PRIZE PREPARATORY ACADEMY	1		UNIVERSITY INTERN CREDENTIALS			
				Single Subject Teaching Credential	1		
						Foundational-Level Mathematics (Examination)	1
		1		DISTRICT INTERNSHIP CERTIFICATES			
				District Intern Credential / Single Subject	1		
						English (Examination)	1
	KIPP PRIZE PREPARATORY ACADEMY Total	2					
SANTA CLARA	KIPP SAN JOSE COLLEGIATE	1		UNIVERSITY INTERN CREDENTIALS			
				Single Subject Teaching Credential	1		
						Foundational-Level Mathematics (Examination)	1
	KIPP SAN JOSE COLLEGIATE Total	1					
SANTA CLARA	LATINO COLLEGE PREPARATORY ACADEMY	3		SHORT-TERM STAFF PERMIT			
				Short-Term Staff Permit	3		
						Art	1
						Foreign Language: Spanish	1
						Science: Chemistry (Examination)	1
	LATINO COLLEGE PREPARATORY ACADEMY Total	3					
SANTA CLARA	LEADERSHIP PUBLIC SCHOOLS SAN JOSE	1		LIMITED ASSIGNMENT PERMIT			
				General Education Limited Assignment Single Subject	1		
						Foreign Language: Spanish	1

TABLE 5C
Distribution of Intern Credentials, Permits, Credential Waivers by County, School District, Type, and by Subject Area
July 1, 2015 to June 30, 2016

County	Agency	Agency Total	Agency %	Credential Title	Credential Total	Subject Area	Subject Total
	LEADERSHIP PUBLIC SCHOOLS SAN JOSE Total	1					
SANTA CLARA	LOS ALTOS ELEMENTARY SCHOOL DISTRICT	4	1.7%	UNIVERSITY INTERN CREDENTIALS			
				Education Specialist Instruction Credential	2		
						Mild/Moderate Disabilities	1
						Moderate/Severe Disabilities	1
				Multiple Subject Teaching Credential	2		
						General Subjects (Examination)	2
		1	0.4%	SHORT-TERM STAFF PERMIT			
				Short-Term Staff Permit	1		
						Mild/Moderate Disabilities	1
		1	0.4%	PROVISIONAL INTERNSHIP PERMIT			
				Provisional Internship Permit	1		
						Mild/Moderate Disabilities	1
		230	97.5%	Fully Credentialed Teachers			
	LOS ALTOS ELEMENTARY SCHOOL DISTRICT Total	236					
SANTA CLARA	LOS GATOS-SARATOGA JOINT UNION SCHOOL DISTRICT	1	0.6%	UNIVERSITY INTERN CREDENTIALS			
				Single Subject Teaching Credential	1		
						Music (Examination)	1
		2	1.2%	SHORT-TERM STAFF PERMIT			
				Short-Term Staff Permit	2		
						Business	1
						Foreign Language: French	1
		163	98.2%	Fully Credentialed Teachers			
	LOS GATOS-SARATOGA JOINT UNION SCHOOL DISTRICT Total	166					
SANTA CLARA	MAGNOLIA SCIENCE ACADEMY SANTA CLARA	1		SHORT-TERM STAFF PERMIT			
				Short-Term Staff Permit	1		
						Science: Geosciences	1
	MAGNOLIA SCIENCE ACADEMY SANTA CLARA Total	1					
SANTA CLARA	MILPITAS UNIFIED SCHOOL DISTRICT	5	1.2%	UNIVERSITY INTERN CREDENTIALS			
				Education Specialist Instruction Credential	5		
						Mild/Moderate Disabilities	3
						Moderate/Severe Disabilities	3
		2	0.5%	LIMITED ASSIGNMENT PERMIT			
				General Education Limited Assignment Single Subject	2		
						Foreign Language: Korean (Examination)	1

TABLE 5C
Distribution of Intern Credentials, Permits, Credential Waivers by County, School District, Type, and by Subject Area
July 1, 2015 to June 30, 2016

County	Agency	Agency Total	Agency %	Credential Title	Credential Total	Subject Area	Subject Total
						Foundational-Level General Science	1
		3	0.7%	SHORT-TERM STAFF PERMIT			
				Short-Term Staff Permit	3		
						General Subjects (Examination)	1
						Moderate/Severe Disabilities	2
		1	0.2%	PROVISIONAL INTERNSHIP PERMIT			
				Provisional Internship Permit	1		
						Mild/Moderate Disabilities	1
		413	97.4%	Fully Credentialed Teachers			
	MILPITAS UNIFIED SCHOOL DISTRICT Total	424					
SANTA CLARA	MORELAND ELEMENTARY SCHOOL DISTRICT	1	0.4%	LIMITED ASSIGNMENT PERMIT			
				General Education Limited Assignment Multiple Subje	1		
						General Subjects	1
		1	0.4%	SHORT-TERM STAFF PERMIT			
				Short-Term Staff Permit	1		
						General Subjects (Examination)	1
		223	99.1%	Fully Credentialed Teachers			
	MORELAND ELEMENTARY SCHOOL DISTRICT Tot	225					
SANTA CLARA	MORGAN AUTISM CENTER	1		UNIVERSITY INTERN CREDENTIALS			
				Education Specialist Instruction Credential	1		
						Moderate/Severe Disabilities	1
	MORGAN AUTISM CENTER Total	1					
SANTA CLARA	MORGAN HILL UNIFIED SCHOOL DISTRICT	7	1.7%	UNIVERSITY INTERN CREDENTIALS			
				Education Specialist Instruction Credential	3		
						Mild/Moderate Disabilities	2
						Moderate/Severe Disabilities	1
				Multiple Subject Teaching Credential	2		
						General Subjects (Examination)	2
				Single Subject Teaching Credential	2		
						English (Examination)	1
						Physical Education (Examination)	1
		6	1.5%	LIMITED ASSIGNMENT PERMIT			
				General Education Limited Assignment Multiple Subje	1		
						General Subjects	1
				General Education Limited Assignment Single Subject	5		

TABLE 5C
Distribution of Intern Credentials, Permits, Credential Waivers by County, School District, Type, and by Subject Area
July 1, 2015 to June 30, 2016

County	Agency	Agency Total	Agency %	Credential Title	Credential Total	Subject Area	Subject Total
						English	1
						Foreign Language: Spanish	1
						Science: Biological Sciences	1
						Science: Chemistry	1
						Science: Physics	1
		4	1.0%	SHORT-TERM STAFF PERMIT			
				Short-Term Staff Permit	4		
						Mild/Moderate Disabilities	2
						Moderate/Severe Disabilities	1
						Science: Biological Sciences (Examination)	1
		3	0.7%	PROVISIONAL INTERNSHIP PERMIT			
				Provisional Internship Permit	3		
						General Subjects	1
						Mathematics	1
						Mild/Moderate Disabilities	1
		390	95.1%	Fully Credentialed Teachers			
	MORGAN HILL UNIFIED SCHOOL DISTRICT Total	410					
SANTA CLARA	MOUNTAIN VIEW-LOS ALTOS UNION HIGH SCHC	3	1.5%	UNIVERSITY INTERN CREDENTIALS			
				Single Subject Teaching Credential	3		
						English (Examination)	1
						Mathematics (Examination)	1
						Physical Education (Examination)	1
		1	0.5%	LIMITED ASSIGNMENT PERMIT			
				General Education Limited Assignment Single Subject	1		
						Art	1
		199	98.0%	Fully Credentialed Teachers			
	MOUNTAIN VIEW-LOS ALTOS UNION HIGH SCHC	203					
SANTA CLARA	MOUNTAIN VIEW-WHISMAN ELEMENTARY SCHC	2	0.8%	UNIVERSITY INTERN CREDENTIALS			
				Education Specialist Instruction Credential	1		
						Mild/Moderate Disabilities	1
				Multiple Subject Teaching Credential	1		
						General Subjects (Examination)	1
		3	1.2%	LIMITED ASSIGNMENT PERMIT			
				General Education Limited Assignment Single Subject	1		
						Foreign Language: Spanish (Examination)	1

TABLE 5C
Distribution of Intern Credentials, Permits, Credential Waivers by County, School District, Type, and by Subject Area
July 1, 2015 to June 30, 2016

County	Agency	Agency Total	Agency %	Credential Title	Credential Total	Subject Area	Subject Total
				Special Education Limited Assignment Teaching Permi	2		
						Moderate/Severe Disabilities	2
		2	0.8%	SHORT-TERM STAFF PERMIT			
				Short-Term Staff Permit	2		
						General Subjects	1
						General Subjects (Examination)	1
		244	97.2%	Fully Credentialed Teachers			
	MOUNTAIN VIEW-WHISMAN ELEMENTARY SCHC	251					
SANTA CLARA	MT. PLEASANT SCHOOL DISTRICT	2	1.6%	UNIVERSITY INTERN CREDENTIALS			
				Multiple Subject Teaching Credential	2		
						General Subjects (Examination)	2
		2	1.6%	LIMITED ASSIGNMENT PERMIT			
				General Education Limited Assignment Single Subject	2		
						Mathematics	1
						Social Science	1
		8	6.3%	SHORT-TERM STAFF PERMIT			
				Short-Term Staff Permit	8		
						General Subjects	7
						General Subjects (Examination)	1
		116	90.6%	Fully Credentialed Teachers			
	MT. PLEASANT SCHOOL DISTRICT Total	128					
SANTA CLARA	OAK GROVE ELEMENTARY SCHOOL DISTRICT	5	1.1%	UNIVERSITY INTERN CREDENTIALS			
				Education Specialist Instruction Credential	3		
						Mild/Moderate Disabilities	3
				Single Subject Teaching Credential	2		
						Foundational-Level General Science (Examinatio	1
						Physical Education (Examination)	1
		3	0.7%	SHORT-TERM STAFF PERMIT			
				Short-Term Staff Permit	3		
						Mild/Moderate Disabilities	2
						Physical Education	1
		1	0.2%	PROVISIONAL INTERNSHIP PERMIT			
				Provisional Internship Permit	1		
						Mild/Moderate Disabilities	1
		450	98.0%	Fully Credentialed Teachers			

TABLE 5C
Distribution of Intern Credentials, Permits, Credential Waivers by County, School District, Type, and by Subject Area
July 1, 2015 to June 30, 2016

County	Agency	Agency Total	Agency %	Credential Title	Credential Total	Subject Area	Subject Total
	OAK GROVE ELEMENTARY SCHOOL DISTRICT Tot	459					
SANTA CLARA	PALO ALTO UNIFIED	7	0.9%	UNIVERSITY INTERN CREDENTIALS			
				Education Specialist Instruction Credential	2		
						Mild/Moderate Disabilities	2
				Multiple Subject Teaching Credential	3		
						General Subjects (Examination)	3
				Single Subject Teaching Credential	2		
						Foundational-Level Mathematics (Examination)	1
						Mathematics (Examination)	1
		4	0.5%	SHORT-TERM STAFF PERMIT			
				Short-Term Staff Permit	4		
						Foreign Language: French	1
						General Subjects	2
						Science: Biological Sciences	1
		753	98.6%	Fully Credentialed Teachers			
	PALO ALTO UNIFIED Total	764					
SANTA CLARA	ROCKETSHIP ACADEMY BRILLIANT MINDS	2		DISTRICT INTERNSHIP CERTIFICATES			
				District Intern Credential / Multiple Subject	2		
						General Subjects (Examination)	2
		1		SHORT-TERM STAFF PERMIT			
				Short-Term Staff Permit	1		
						General Subjects	1
	ROCKETSHIP ACADEMY BRILLIANT MINDS Total	3					
SANTA CLARA	ROCKETSHIP ALMA ACADEMY	1		UNIVERSITY INTERN CREDENTIALS			
				Education Specialist Instruction Credential	1		
						Mild/Moderate Disabilities	1
		1		DISTRICT INTERNSHIP CERTIFICATES			
				District Intern Credential / Multiple Subject	1		
						General Subjects (Examination)	1
		3		SHORT-TERM STAFF PERMIT			
				Short-Term Staff Permit	3		
						General Subjects	2
						General Subjects (Examination)	1
	ROCKETSHIP ALMA ACADEMY Total	5					
SANTA CLARA	ROCKETSHIP DISCOVERY PREP	2		DISTRICT INTERNSHIP CERTIFICATES			

TABLE 5C
Distribution of Intern Credentials, Permits, Credential Waivers by County, School District, Type, and by Subject Area
July 1, 2015 to June 30, 2016

County	Agency	Agency Total	Agency %	Credential Title	Credential Total	Subject Area	Subject Total
				District Intern Credential / Multiple Subject	2		
						General Subjects (Examination)	2
		5		SHORT-TERM STAFF PERMIT			
				Short-Term Staff Permit	5		
						General Subjects	2
						General Subjects (Examination)	2
						Moderate/Severe Disabilities	1
		1		PROVISIONAL INTERNSHIP PERMIT			
				Provisional Internship Permit	1		
						General Subjects	1
	ROCKETSHIP DISCOVERY PREP Total	8					
SANTA CLARA	ROCKETSHIP FUERZA COMMUNITY PREP	3		DISTRICT INTERNSHIP CERTIFICATES			
				District Intern Credential / Multiple Subject	3		
						General Subjects (Examination)	3
		2		LIMITED ASSIGNMENT PERMIT			
				General Education Limited Assignment Multiple Subje	2		
						General Subjects	1
						General Subjects (Examination)	1
		3		SHORT-TERM STAFF PERMIT			
				Short-Term Staff Permit	3		
						General Subjects	2
						General Subjects (Examination)	1
	ROCKETSHIP FUERZA COMMUNITY PREP Total	8					
SANTA CLARA	ROCKETSHIP LOS SUENOS ACADEMY	1		DISTRICT INTERNSHIP CERTIFICATES			
				District Intern Credential / Multiple Subject	1		
						General Subjects (Examination)	1
	ROCKETSHIP LOS SUENOS ACADEMY Total	1					
SANTA CLARA	ROCKETSHIP MATEO SHEEDY ELEMENTARY	1		UNIVERSITY INTERN CREDENTIALS			
				Multiple Subject Teaching Credential	1		
						General Subjects (Examination)	1
		1		DISTRICT INTERNSHIP CERTIFICATES			
				District Intern Credential / Multiple Subject	1		
						General Subjects (Examination)	1
		3		SHORT-TERM STAFF PERMIT			
				Short-Term Staff Permit	3		

TABLE 5C
Distribution of Intern Credentials, Permits, Credential Waivers by County, School District, Type, and by Subject Area
July 1, 2015 to June 30, 2016

County	Agency	Agency Total	Agency %	Credential Title	Credential Total	Subject Area	Subject Total
						General Subjects	1
						General Subjects (Examination)	2
		7		CREDENTIAL WAIVERS			
				Education Specialist Instruction Credential	1		
						Mild/Moderate Disabilities	1
				Multiple Subject Teaching Credential	6		
						General Subjects	6
	ROCKETSHIP MATEO SHEEDY ELEMENTARY Total	12					
SANTA CLARA	ROCKETSHIP MOSAIC ELEMENTARY	1		UNIVERSITY INTERN CREDENTIALS			
				Education Specialist Instruction Credential	1		
						Mild/Moderate Disabilities	1
		3		DISTRICT INTERNSHIP CERTIFICATES			
				District Intern Credential / Multiple Subject	3		
						General Subjects (Examination)	3
		2		SHORT-TERM STAFF PERMIT			
				Short-Term Staff Permit	2		
						General Subjects (Examination)	2
	ROCKETSHIP MOSAIC ELEMENTARY Total	6					
SANTA CLARA	ROCKETSHIP SI SE PUEDE ACADEMY	1		DISTRICT INTERNSHIP CERTIFICATES			
				District Intern Credential / Multiple Subject	1		
						General Subjects (Examination)	1
		1		SHORT-TERM STAFF PERMIT			
				Short-Term Staff Permit	1		
						General Subjects	1
	ROCKETSHIP SI SE PUEDE ACADEMY Total	2					
SANTA CLARA	ROCKETSHIP SPARK	2		UNIVERSITY INTERN CREDENTIALS			
				Education Specialist Instruction Credential	2		
						Mild/Moderate Disabilities	2
		1		DISTRICT INTERNSHIP CERTIFICATES			
				District Intern Credential / Multiple Subject	1		
						General Subjects (Examination)	1
		1		PROVISIONAL INTERNSHIP PERMIT			
				Provisional Internship Permit	1		
						General Subjects	1
	ROCKETSHIP SPARK Total	4					

TABLE 5C
Distribution of Intern Credentials, Permits, Credential Waivers by County, School District, Type, and by Subject Area
July 1, 2015 to June 30, 2016

County	Agency	Agency Total	Agency %	Credential Title	Credential Total	Subject Area	Subject Total
SANTA CLARA	SAN JOSE CONSERVATION CORPS CHARTER	1		SHORT-TERM STAFF PERMIT			
				Short-Term Staff Permit	1		
						English (Examination)	1
	SAN JOSE CONSERVATION CORPS CHARTER Total	1					
SANTA CLARA	SAN JOSE UNIFIED SCHOOL DISTRICT	18	1.2%	UNIVERSITY INTERN CREDENTIALS			
				Education Specialist Instruction Credential	5		
						Mild/Moderate Disabilities	4
						Moderate/Severe Disabilities	1
				Multiple Subject Teaching Credential	7		
						General Subjects (Examination)	7
				Single Subject Teaching Credential	6		
						Foundational-Level General Science (Examination)	1
						Foundational-Level Mathematics (Examination)	4
						Science: Biological Sciences (Examination)	1
		25	1.6%	LIMITED ASSIGNMENT PERMIT			
				General Education Limited Assignment Multiple Subject	1		
						General Subjects	1
				General Education Limited Assignment Single Subject	14		
						Art	2
						Business	1
						English	1
						Foundational-Level Mathematics	2
						Industrial and Technology Education	1
						Industrial and Technology Education (Examination)	1
						Mathematics	2
						Physical Education	2
						Science: Chemistry	1
						Science: Physics	1
				Special Education Limited Assignment Teaching Permit	10		
						Mild/Moderate Disabilities	6
						Moderate/Severe Disabilities	4
		7	0.5%	SHORT-TERM STAFF PERMIT			
				Short-Term Staff Permit	7		
						English (Examination)	1
						Foreign Language: Spanish (Examination)	1

TABLE 5C
Distribution of Intern Credentials, Permits, Credential Waivers by County, School District, Type, and by Subject Area
July 1, 2015 to June 30, 2016

County	Agency	Agency Total	Agency %	Credential Title	Credential Total	Subject Area	Subject Total
						Foundational-Level Mathematics (Examination)	1
						General Subjects (Examination)	2
						Mild/Moderate Disabilities	2
						Moderate/Severe Disabilities	1
		4	0.3%	PROVISIONAL INTERNSHIP PERMIT			
				Provisional Internship Permit	4		
						Mild/Moderate Disabilities	3
						Moderate/Severe Disabilities	1
		1502	96.5%	Fully Credentialed Teachers			
	SAN JOSE UNIFIED SCHOOL DISTRICT Total	1556					
SANTA CLARA	SANTA CLARA COUNTY OFFICE OF EDUCATION	8	1.3%	UNIVERSITY INTERN CREDENTIALS			
				Education Specialist Instruction Credential	8		
						Early Childhood Special Education	3
						Mild/Moderate Disabilities	2
						Moderate/Severe Disabilities	3
		1	0.2%	DISTRICT INTERNSHIP CERTIFICATES			
				District Intern Credential / Multiple Subject	1		
						General Subjects (Examination)	1
		11	1.9%	LIMITED ASSIGNMENT PERMIT			
				General Education Limited Assignment Single Subject	4		
						Foreign Language: Spanish (Examination)	1
						Home Economics	1
						Mathematics	1
						Science: Biological Sciences	1
				Special Education Limited Assignment Teaching Permi	7		
						Early Childhood Special Education	1
						Mild/Moderate Disabilities	1
						Moderate/Severe Disabilities	3
						Physical and Health Impairments	2
		3	0.5%	SHORT-TERM STAFF PERMIT			
				Short-Term Staff Permit	3		
						General Subjects	2
						Mild/Moderate Disabilities	1
		5	0.8%	PROVISIONAL INTERNSHIP PERMIT			
				Provisional Internship Permit	5		

TABLE 5C
Distribution of Intern Credentials, Permits, Credential Waivers by County, School District, Type, and by Subject Area
July 1, 2015 to June 30, 2016

County	Agency	Agency Total	Agency %	Credential Title	Credential Total	Subject Area	Subject Total
						Moderate/Severe Disabilities	5
		567	95.3%	Fully Credentialed Teachers			
	SANTA CLARA COUNTY OFFICE OF EDUCATION T	595					
SANTA CLARA	SANTA CLARA UNIFIED SCHOOL DISTRICT	6	0.9%	UNIVERSITY INTERN CREDENTIALS			
				Education Specialist Instruction Credential	6		
						Early Childhood Special Education	1
						Mild/Moderate Disabilities	1
						Moderate/Severe Disabilities	4
		5	0.7%	LIMITED ASSIGNMENT PERMIT			
				General Education Limited Assignment Single Subject	5		
						Business	3
						English	1
						Social Science	1
		5	0.7%	SHORT-TERM STAFF PERMIT			
				Short-Term Staff Permit	5		
						General Subjects	2
						General Subjects (Examination)	1
						Mild/Moderate Disabilities	1
						Moderate/Severe Disabilities	1
		668	97.7%	Fully Credentialed Teachers			
	SANTA CLARA UNIFIED SCHOOL DISTRICT Total	684					
SANTA CLARA	SARATOGA UNION SCHOOL DISTRICT	2	1.7%	LIMITED ASSIGNMENT PERMIT			
				General Education Limited Assignment Single Subject	2		
						Mathematics	2
		113	98.3%	Fully Credentialed Teachers			
	SARATOGA UNION SCHOOL DISTRICT Total	115					
SANTA CLARA	SECOND START LEARNING DISABILITY INC.	2		UNIVERSITY INTERN CREDENTIALS			
				Education Specialist Instruction Credential	2		
						Mild/Moderate Disabilities	1
						Moderate/Severe Disabilities	1
	SECOND START LEARNING DISABILITY INC. Total	2					
SANTA CLARA	SILICON VALLEY FLEX ACADEMY	1		UNIVERSITY INTERN CREDENTIALS			
				Multiple Subject Teaching Credential	1		
						General Subjects (Examination)	1
		3		LIMITED ASSIGNMENT PERMIT			

TABLE 5C
Distribution of Intern Credentials, Permits, Credential Waivers by County, School District, Type, and by Subject Area
July 1, 2015 to June 30, 2016

County	Agency	Agency Total	Agency %	Credential Title	Credential Total	Subject Area	Subject Total
				General Education Limited Assignment Single Subject	2		
						Mathematics	2
				Special Education Limited Assignment Teaching Permi	1		
						Mild/Moderate Disabilities	1
	SILICON VALLEY FLEX ACADEMY Total	4					
SANTA CLARA	SPARK CHARTER	1		LIMITED ASSIGNMENT PERMIT			
				General Education Limited Assignment Multiple Subje	1		
						General Subjects	1
	SPARK CHARTER Total	1					
SANTA CLARA	SPECTRUM CENTER - SAN JOSE	2		UNIVERSITY INTERN CREDENTIALS			
				Education Specialist Instruction Credential	2		
						Moderate/Severe Disabilities	2
	SPECTRUM CENTER - SAN JOSE Total	2					
SANTA CLARA	SUMMIT PUBLIC SCHOOL: RAINIER	2		UNIVERSITY INTERN CREDENTIALS			
				Single Subject Teaching Credential	2		
						Foreign Language: Spanish (Examination)	1
						Foundational-Level Mathematics (Examination)	1
	SUMMIT PUBLIC SCHOOL: RAINIER Total	2					
SANTA CLARA	SUNNYVALE ELEMENTARY	5	1.6%	UNIVERSITY INTERN CREDENTIALS			
				Education Specialist Instruction Credential	4		
						Mild/Moderate Disabilities	4
				Multiple Subject Teaching Credential	1		
						General Subjects (Examination)	1
		1	0.3%	LIMITED ASSIGNMENT PERMIT			
				General Education Limited Assignment Single Subject	1		
						Foreign Language: Mandarin (Examination)	1
		2	0.6%	SHORT-TERM STAFF PERMIT			
				Short-Term Staff Permit	2		
						Mild/Moderate Disabilities	2
		308	97.5%	Fully Credentialed Teachers			
	SUNNYVALE ELEMENTARY Total	316					
SANTA CLARA	SUNRISE MIDDLE	1		UNIVERSITY INTERN CREDENTIALS			
				Single Subject Teaching Credential	1		
						Science: Biological Sciences (Examination)	1
		1		LIMITED ASSIGNMENT PERMIT			

TABLE 5C
Distribution of Intern Credentials, Permits, Credential Waivers by County, School District, Type, and by Subject Area
July 1, 2015 to June 30, 2016

County	Agency	Agency Total	Agency %	Credential Title	Credential Total	Subject Area	Subject Total
				General Education Limited Assignment Single Subject	1		
						Mathematics	1
	SUNRISE MIDDLE Total	2					
SANTA CLARA	UNION ELEMENTARY SCHOOL DISTRICT	4	1.6%	UNIVERSITY INTERN CREDENTIALS			
				Education Specialist Instruction Credential	2		
						Mild/Moderate Disabilities	1
						Moderate/Severe Disabilities	1
				Multiple Subject Teaching Credential	1		
						General Subjects (Examination)	1
				Single Subject Teaching Credential	1		
						Foundational-Level Mathematics (Examination)	1
		4	1.6%	SHORT-TERM STAFF PERMIT			
				Short-Term Staff Permit	4		
						English	1
						General Subjects (Examination)	1
						Mathematics	1
						Moderate/Severe Disabilities	1
		250	96.9%	Fully Credentialed Teachers			
	UNION ELEMENTARY SCHOOL DISTRICT Total	258					
SANTA CLARA	UNIVERSITY PREPARATORY ACADEMY	1		UNIVERSITY INTERN CREDENTIALS			
				Single Subject Teaching Credential	1		
						Physical Education (Examination)	1
		1		LIMITED ASSIGNMENT PERMIT			
				General Education Limited Assignment Single Subject	1		
						Science: Physics	1
	UNIVERSITY PREPARATORY ACADEMY Total	2					
SANTA CLARA	VOICES COLLEGE-BOUND LANGUAGE ACADEMY	5		UNIVERSITY INTERN CREDENTIALS			
				Education Specialist Instruction Credential	1		
						Mild/Moderate Disabilities	1
				Multiple Subject Teaching Credential	4		
						General Subjects (Examination)	4
		11		SHORT-TERM STAFF PERMIT			
				Short-Term Staff Permit	11		
						General Subjects	7
						General Subjects (Examination)	2

TABLE 5C
Distribution of Intern Credentials, Permits, Credential Waivers by County, School District, Type, and by Subject Area
July 1, 2015 to June 30, 2016

County	Agency	Agency Total	Agency %	Credential Title	Credential Total	Subject Area	Subject Total
						Mild/Moderate Disabilities	2
	VOICES COLLEGE-BOUND LANGUAGE ACADEMY	16					
SANTA CRUZ	CEIBA COLLEGE PREPARATORY ACADEMY	1		LIMITED ASSIGNMENT PERMIT			
				General Education Limited Assignment Single Subject	1		
						Mathematics	1
	CEIBA COLLEGE PREPARATORY ACADEMY Total	1					
SANTA CRUZ	LIVE OAK ELEMENTARY SCHOOL DISTRICT	1	0.9%	LIMITED ASSIGNMENT PERMIT			
				General Education Limited Assignment Single Subject	1		
						English	1
		2	1.7%	SHORT-TERM STAFF PERMIT			
				Short-Term Staff Permit	2		
						Mild/Moderate Disabilities	2
		112	97.4%	Fully Credentialed Teachers			
	LIVE OAK ELEMENTARY SCHOOL DISTRICT Total	115					
SANTA CRUZ	OCEAN GROVE CHARTER SCHOOL	1		SHORT-TERM STAFF PERMIT			
				Short-Term Staff Permit	1		
						Mild/Moderate Disabilities	1
	OCEAN GROVE CHARTER SCHOOL Total	1					
SANTA CRUZ	PACIFIC COLLEGIATE SCHOOL (CHARTER)	1		UNIVERSITY INTERN CREDENTIALS			
				Single Subject Teaching Credential	1		
						Social Science (Examination)	1
		1		PROVISIONAL INTERNSHIP PERMIT			
				Provisional Internship Permit	1		
						English	1
		1		CREDENTIAL WAIVERS			
				Single Subject Teaching Credential	1		
						English	1
	PACIFIC COLLEGIATE SCHOOL (CHARTER) Total	3					
SANTA CRUZ	PAJARO VALLEY UNIFIED SCHOOL DISTRICT	14	1.6%	UNIVERSITY INTERN CREDENTIALS			
				Education Specialist Instruction Credential	7		
						Mild/Moderate Disabilities	6
						Moderate/Severe Disabilities	1
				Multiple Subject Teaching Credential	6		
						General Subjects (Examination)	6
				Single Subject Teaching Credential	1		

TABLE 5C
Distribution of Intern Credentials, Permits, Credential Waivers by County, School District, Type, and by Subject Area
July 1, 2015 to June 30, 2016

County	Agency	Agency Total	Agency %	Credential Title	Credential Total	Subject Area	Subject Total
						Physics (Specialized) (Examination)	1
		3	0.4%	LIMITED ASSIGNMENT PERMIT			
				General Education Limited Assignment Single Subject	3		
						Art	1
						Foundational-Level General Science	1
						Mathematics	1
		13	1.5%	SHORT-TERM STAFF PERMIT			
				Short-Term Staff Permit	13		
						General Subjects	3
						General Subjects (Examination)	2
						Mild/Moderate Disabilities	5
						Moderate/Severe Disabilities	2
						Physical Education	1
		822	96.5%	Fully Credentialed Teachers			
	PAJARO VALLEY UNIFIED SCHOOL DISTRICT Total	852					
SANTA CRUZ	SAN LORENZO VALLEY UNIFIED SCHOOL DISTRICT	1	0.5%	SHORT-TERM STAFF PERMIT			
				Short-Term Staff Permit	1		
						Early Childhood Special Education	1
		206	99.5%	Fully Credentialed Teachers			
	SAN LORENZO VALLEY UNIFIED SCHOOL DISTRICT	207					
SANTA CRUZ	SAN LORENZO VALLEY USD CHARTER	1		LIMITED ASSIGNMENT PERMIT			
				General Education Limited Assignment Single Subject	1		
						Social Science	1
	SAN LORENZO VALLEY USD CHARTER Total	1					
SANTA CRUZ	SANTA CRUZ CITY ELEMENTARY SCHOOL DISTRICT	2	1.8%	UNIVERSITY INTERN CREDENTIALS			
				Education Specialist Instruction Credential	1		
						Mild/Moderate Disabilities	1
				Multiple Subject Teaching Credential	1		
						General Subjects (Examination)	1
		108	98.2%	Fully Credentialed Teachers			
	SANTA CRUZ CITY ELEMENTARY SCHOOL DISTRICT	110					
SANTA CRUZ	SANTA CRUZ CITY HIGH SCHOOL DISTRICT	3	1.5%	UNIVERSITY INTERN CREDENTIALS			
				Single Subject Teaching Credential	3		
						Foreign Language: Spanish (Examination)	1
						Foundational-Level Mathematics (Examination)	1

TABLE 5C
Distribution of Intern Credentials, Permits, Credential Waivers by County, School District, Type, and by Subject Area
July 1, 2015 to June 30, 2016

County	Agency	Agency Total	Agency %	Credential Title	Credential Total	Subject Area	Subject Total
						Mathematics (Examination)	1
		5	2.5%	SHORT-TERM STAFF PERMIT			
				Short-Term Staff Permit	5		
						Mathematics	1
						Mathematics (Examination)	1
						Mild/Moderate Disabilities	1
						Music	1
						Social Science (Examination)	1
		193	96.0%	Fully Credentialed Teachers			
	SANTA CRUZ CITY HIGH SCHOOL DISTRICT Total	201					
SANTA CRUZ	SANTA CRUZ COUNTY OFFICE OF EDUCATION	1	1.3%	UNIVERSITY INTERN CREDENTIALS			
				Single Subject Teaching Credential	1		
						Foreign Language: Spanish (Examination)	1
		1	1.3%	LIMITED ASSIGNMENT PERMIT			
				Special Education Limited Assignment Teaching Permi	1		
						Early Childhood Special Education	1
		75	97.4%	Fully Credentialed Teachers			
	SANTA CRUZ COUNTY OFFICE OF EDUCATION To	77					
SANTA CRUZ	SCOTTS VALLEY UNIFIED SCHOOL DISTRICT	2	1.8%	UNIVERSITY INTERN CREDENTIALS			
				Education Specialist Instruction Credential	1		
						Mild/Moderate Disabilities	1
				Single Subject Teaching Credential	1		
						Physical Education	1
		1	0.9%	SHORT-TERM STAFF PERMIT			
				Short-Term Staff Permit	1		
						Mild/Moderate Disabilities	1
		110	97.4%	Fully Credentialed Teachers			
	SCOTTS VALLEY UNIFIED SCHOOL DISTRICT Total	113					
SANTA CRUZ	SOQUEL UNION ELEMENTARY SCHOOL DISTRICT	1	1.2%	LIMITED ASSIGNMENT PERMIT			
				General Education Limited Assignment Single Subject	1		
						English (Examination)	1
		1	1.2%	SHORT-TERM STAFF PERMIT			
				Short-Term Staff Permit	1		
						General Subjects	1
		81	97.6%	Fully Credentialed Teachers			

TABLE 5C
Distribution of Intern Credentials, Permits, Credential Waivers by County, School District, Type, and by Subject Area
July 1, 2015 to June 30, 2016

County	Agency	Agency Total	Agency %	Credential Title	Credential Total	Subject Area	Subject Total
	SOQUEL UNION ELEMENTARY SCHOOL DISTRICT	83					
SHASTA	ANDERSON UNION HIGH SCHOOL DISTRICT	1	1.2%	UNIVERSITY INTERN CREDENTIALS			
				Education Specialist Instruction Credential	1		
						Mild/Moderate Disabilities	1
		1	1.2%	PROVISIONAL INTERNSHIP PERMIT			
				Provisional Internship Permit	1		
						Mild/Moderate Disabilities	1
		81	97.6%	Fully Credentialed Teachers			
	ANDERSON UNION HIGH SCHOOL DISTRICT Total	83					
SHASTA	BELLA VISTA ELEMENTARY SCHOOL DISTRICT	1	6.3%	UNIVERSITY INTERN CREDENTIALS			
				Multiple Subject Teaching Credential	1		
						General Subjects (Examination)	1
		2	12.5%	SHORT-TERM STAFF PERMIT			
				Short-Term Staff Permit	2		
						General Subjects	1
						General Subjects (Examination)	1
		13	81.3%	Fully Credentialed Teachers			
	BELLA VISTA ELEMENTARY SCHOOL DISTRICT Total	16					
SHASTA	BLACK BUTTE UNION ELEMENTARY SCHOOL DISTRICT	1	8.3%	LIMITED ASSIGNMENT PERMIT			
				General Education Limited Assignment Single Subject	1		
						Science: Physics	1
		11	91.7%	Fully Credentialed Teachers			
	BLACK BUTTE UNION ELEMENTARY SCHOOL DISTRICT Total	12					
SHASTA	CASCADE UNION ELEMENTARY SCHOOL DISTRICT	3	4.8%	UNIVERSITY INTERN CREDENTIALS			
				Education Specialist Instruction Credential	2		
						Moderate/Severe Disabilities	2
				Single Subject Teaching Credential	1		
						Foundational-Level Mathematics (Examination)	1
		4	6.5%	LIMITED ASSIGNMENT PERMIT			
				General Education Limited Assignment Multiple Subject	1		
						General Subjects	1
				General Education Limited Assignment Single Subject	1		
						English	1
				Special Education Limited Assignment Teaching Permit	2		
						Moderate/Severe Disabilities	2

TABLE 5C
Distribution of Intern Credentials, Permits, Credential Waivers by County, School District, Type, and by Subject Area
July 1, 2015 to June 30, 2016

County	Agency	Agency Total	Agency %	Credential Title	Credential Total	Subject Area	Subject Total
		1	1.6%	SHORT-TERM STAFF PERMIT			
				Short-Term Staff Permit	1		
						General Subjects	1
		1	1.6%	PROVISIONAL INTERNSHIP PERMIT			
				Provisional Internship Permit	1		
						Moderate/Severe Disabilities	1
		53	85.5%	Fully Credentialed Teachers			
	CASCADE UNION ELEMENTARY SCHOOL DISTRIC	62					
SHASTA	CASTLE ROCK UNION ELEMENTARY	1	25.0%	LIMITED ASSIGNMENT PERMIT			
				General Education Limited Assignment Multiple Subje	1		
						General Subjects	1
		3	75.0%	Fully Credentialed Teachers			
	CASTLE ROCK UNION ELEMENTARY Total	4					
SHASTA	CHRYSALIS-MONARCH LEARNING CENTER CHAR	1		PROVISIONAL INTERNSHIP PERMIT			
				Provisional Internship Permit	1		
						Mild/Moderate Disabilities	1
	CHRYSALIS-MONARCH LEARNING CENTER CHAR	1					
SHASTA	COLUMBIA ELEMENTARY	2	5.4%	LIMITED ASSIGNMENT PERMIT			
				General Education Limited Assignment Single Subject	2		
						Industrial and Technology Education	1
						Science: Biological Sciences	1
		1	2.7%	PROVISIONAL INTERNSHIP PERMIT			
				Provisional Internship Permit	1		
						General Subjects	1
		34	91.9%	Fully Credentialed Teachers			
	COLUMBIA ELEMENTARY Total	37					
SHASTA	COTTONWOOD UNION ELEMENTARY	2	4.1%	LIMITED ASSIGNMENT PERMIT			
				General Education Limited Assignment Multiple Subje	2		
						General Subjects	2
		2	4.1%	SHORT-TERM STAFF PERMIT			
				Short-Term Staff Permit	2		
						General Subjects (Examination)	2
		1	2.0%	PROVISIONAL INTERNSHIP PERMIT			
				Provisional Internship Permit	1		
						General Subjects	1

TABLE 5C
Distribution of Intern Credentials, Permits, Credential Waivers by County, School District, Type, and by Subject Area
July 1, 2015 to June 30, 2016

County	Agency	Agency Total	Agency %	Credential Title	Credential Total	Subject Area	Subject Total
		44	89.8%	Fully Credentialed Teachers			
	COTTONWOOD UNION ELEMENTARY Total	49					
SHASTA	ENTERPRISE ELEMENTARY SCHOOL DISTRICT	1	0.6%	UNIVERSITY INTERN CREDENTIALS			
				Education Specialist Instruction Credential	1		
						Mild/Moderate Disabilities	1
		4	2.3%	LIMITED ASSIGNMENT PERMIT			
				General Education Limited Assignment Single Subject	3		
						Art	1
						Foreign Language: Spanish	1
						Foundational-Level General Science	1
				Special Education Limited Assignment Teaching Permi	1		
						Mild/Moderate Disabilities	1
		3	1.7%	SHORT-TERM STAFF PERMIT			
				Short-Term Staff Permit	3		
						General Subjects (Examination)	1
						Mild/Moderate Disabilities	2
		1	0.6%	PROVISIONAL INTERNSHIP PERMIT			
				Provisional Internship Permit	1		
						Mild/Moderate Disabilities	1
		166	94.9%	Fully Credentialed Teachers			
	ENTERPRISE ELEMENTARY SCHOOL DISTRICT Tot	175					
SHASTA	FALL RIVER JOINT UNIFIED SCHOOL DISTRICT	1	1.5%	UNIVERSITY INTERN CREDENTIALS			
				Education Specialist Instruction Credential	1		
						Mild/Moderate Disabilities	1
		2	2.9%	PROVISIONAL INTERNSHIP PERMIT			
				Provisional Internship Permit	2		
						General Subjects	2
		66	95.7%	Fully Credentialed Teachers			
	FALL RIVER JOINT UNIFIED SCHOOL DISTRICT Tot	69					
SHASTA	GATEWAY UNIFIED SCHOOL DISTRICT	2	1.2%	LIMITED ASSIGNMENT PERMIT			
				General Education Limited Assignment Single Subject	2		
						English	1
						Science: Chemistry	1
		2	1.2%	SHORT-TERM STAFF PERMIT			
				Short-Term Staff Permit	2		

TABLE 5C
Distribution of Intern Credentials, Permits, Credential Waivers by County, School District, Type, and by Subject Area
July 1, 2015 to June 30, 2016

County	Agency	Agency Total	Agency %	Credential Title	Credential Total	Subject Area	Subject Total
						General Subjects	1
						Physical Education (Examination)	1
		1	0.6%	PROVISIONAL INTERNSHIP PERMIT			
				Provisional Internship Permit	1		
						Foreign Language: American Sign Language	1
		169	97.1%	Fully Credentialed Teachers			
	GATEWAY UNIFIED SCHOOL DISTRICT Total	174					
SHASTA	GRANT ELEMENTARY	1	3.2%	LIMITED ASSIGNMENT PERMIT			
				General Education Limited Assignment Single Subject	1		
						English	1
		30	96.8%	Fully Credentialed Teachers			
	GRANT ELEMENTARY Total	31					
SHASTA	HAPPY VALLEY UNION ELEMENTARY SCHOOL DISTRICT	1	4.8%	SHORT-TERM STAFF PERMIT			
				Short-Term Staff Permit	1		
						Foundational-Level Mathematics (Examination)	1
		20	95.2%	Fully Credentialed Teachers			
	HAPPY VALLEY UNION ELEMENTARY SCHOOL DISTRICT Total	21					
SHASTA	JUNCTION ELEMENTARY	1	7.7%	SHORT-TERM STAFF PERMIT			
				Short-Term Staff Permit	1		
						General Subjects (Examination)	1
		12	92.3%	Fully Credentialed Teachers			
	JUNCTION ELEMENTARY Total	13					
SHASTA	NORTH COW CREEK ELEMENTARY	2	16.7%	SHORT-TERM STAFF PERMIT			
				Short-Term Staff Permit	2		
						General Subjects	1
						General Subjects (Examination)	1
		10	83.3%	Fully Credentialed Teachers			
	NORTH COW CREEK ELEMENTARY Total	12					
SHASTA	NORTH VALLEY SCHOOL	1		PROVISIONAL INTERNSHIP PERMIT			
				Provisional Internship Permit	1		
						Moderate/Severe Disabilities	1
	NORTH VALLEY SCHOOL Total	1					
SHASTA	OAK RUN ELEMENTARY	2	50.0%	SHORT-TERM STAFF PERMIT			
				Short-Term Staff Permit	2		
						General Subjects (Examination)	2

TABLE 5C
Distribution of Intern Credentials, Permits, Credential Waivers by County, School District, Type, and by Subject Area
July 1, 2015 to June 30, 2016

County	Agency	Agency Total	Agency %	Credential Title	Credential Total	Subject Area	Subject Total
		2	50.0%	Fully Credentialed Teachers			
	OAK RUN ELEMENTARY Total	4					
SHASTA	PACHECO UNION ELEMENTARY SCHOOL DISTRICT	1	3.5%	UNIVERSITY INTERN CREDENTIALS			
				Education Specialist Instruction Credential	1		
						Mild/Moderate Disabilities	1
		28	96.6%	Fully Credentialed Teachers			
	PACHECO UNION ELEMENTARY SCHOOL DISTRICT	29					
SHASTA	REDDING ELEMENTARY SCHOOL DISTRICT	1	0.7%	LIMITED ASSIGNMENT PERMIT			
				Special Education Limited Assignment Teaching Permit	1		
						Mild/Moderate Disabilities	1
		3	2.0%	SHORT-TERM STAFF PERMIT			
				Short-Term Staff Permit	3		
						General Subjects (Examination)	1
						Mild/Moderate Disabilities	2
		2	1.3%	PROVISIONAL INTERNSHIP PERMIT			
				Provisional Internship Permit	2		
						General Subjects	1
						Mild/Moderate Disabilities	1
		147	96.1%	Fully Credentialed Teachers			
	REDDING ELEMENTARY SCHOOL DISTRICT Total	153					
SHASTA	REDDING STEM ACADEMY	1		LIMITED ASSIGNMENT PERMIT			
				General Education Limited Assignment Multiple Subjects	1		
						General Subjects	1
		1		SHORT-TERM STAFF PERMIT			
				Short-Term Staff Permit	1		
						General Subjects (Examination)	1
	REDDING STEM ACADEMY Total	2					
SHASTA	SHASTA COUNTY OFFICE OF EDUCATION	1	2.0%	UNIVERSITY INTERN CREDENTIALS			
				Education Specialist Instruction Credential	1		
						Mild/Moderate Disabilities	1
		1	2.0%	SHORT-TERM STAFF PERMIT			
				Short-Term Staff Permit	1		
						Mild/Moderate Disabilities	1
		1	2.0%	PROVISIONAL INTERNSHIP PERMIT			
				Provisional Internship Permit	1		

TABLE 5C
Distribution of Intern Credentials, Permits, Credential Waivers by County, School District, Type, and by Subject Area
July 1, 2015 to June 30, 2016

County	Agency	Agency Total	Agency %	Credential Title	Credential Total	Subject Area	Subject Total
						Visual Impairments	1
		46	93.9%	Fully Credentialed Teachers			
	SHASTA COUNTY OFFICE OF EDUCATION Total	49					
SHASTA	SHASTA UNION HIGH SCHOOL DISTRICT	1	0.4%	UNIVERSITY INTERN CREDENTIALS			
				Single Subject Teaching Credential	1		
						Agriculture	1
		1	0.4%	PROVISIONAL INTERNSHIP PERMIT			
				Provisional Internship Permit	1		
						General Subjects	1
		255	99.2%	Fully Credentialed Teachers			
	SHASTA UNION HIGH SCHOOL DISTRICT Total	257					
SIERRA	SIERRA-PLUMAS JOINT UNIFIED SCHOOL DISTRICT	1	4.6%	SHORT-TERM STAFF PERMIT			
				Short-Term Staff Permit	1		
						Science: Biological Sciences	1
		1	4.6%	PROVISIONAL INTERNSHIP PERMIT			
				Provisional Internship Permit	1		
						Art	1
		20	90.9%	Fully Credentialed Teachers			
	SIERRA-PLUMAS JOINT UNIFIED SCHOOL DISTRICT Total	22					
SISKIYOU	BUTTE VALLEY UNIFIED	1	6.3%	UNIVERSITY INTERN CREDENTIALS			
				Multiple Subject Teaching Credential	1		
						General Subjects (Examination)	1
		1	6.3%	SHORT-TERM STAFF PERMIT			
				Short-Term Staff Permit	1		
						English	1
		2	12.5%	PROVISIONAL INTERNSHIP PERMIT			
				Provisional Internship Permit	2		
						General Subjects	2
		12	75.0%	Fully Credentialed Teachers			
	BUTTE VALLEY UNIFIED Total	16					
SISKIYOU	DELPHIC ELEMENTARY	1	100.0%	LIMITED ASSIGNMENT PERMIT			
				General Education Limited Assignment Multiple Subject	1		
						General Subjects	1
		0	0.0%	Fully Credentialed Teachers			
	DELPHIC ELEMENTARY Total	1					

TABLE 5C
Distribution of Intern Credentials, Permits, Credential Waivers by County, School District, Type, and by Subject Area
July 1, 2015 to June 30, 2016

County	Agency	Agency Total	Agency %	Credential Title	Credential Total	Subject Area	Subject Total
SISKIYOU	GOLDEN EAGLE CHARTER SCHOOL	1		UNIVERSITY INTERN CREDENTIALS			
				Multiple Subject Teaching Credential	1		
						General Subjects (Examination)	1
	GOLDEN EAGLE CHARTER SCHOOL Total	1					
SISKIYOU	GRENADA ELEMENTARY	1	10.0%	SHORT-TERM STAFF PERMIT			
				Short-Term Staff Permit	1		
						General Subjects	1
		9	90.0%	Fully Credentialed Teachers			
	GRENADA ELEMENTARY Total	10					
SISKIYOU	LITTLE SHASTA ELEMENTARY	1	100.0%	SHORT-TERM STAFF PERMIT			
				Short-Term Staff Permit	1		
						General Subjects (Examination)	1
		0	0.0%	Fully Credentialed Teachers			
	LITTLE SHASTA ELEMENTARY Total	1					
SISKIYOU	MONTAGUE ELEMENTARY	1	7.7%	LIMITED ASSIGNMENT PERMIT			
				General Education Limited Assignment Multiple Subje	1		
						General Subjects	1
		12	92.3%	Fully Credentialed Teachers			
	MONTAGUE ELEMENTARY Total	13					
SISKIYOU	MT. SHASTA UNION	1	3.5%	LIMITED ASSIGNMENT PERMIT			
				General Education Limited Assignment Multiple Subje	1		
						General Subjects	1
		28	96.6%	Fully Credentialed Teachers			
	MT. SHASTA UNION Total	29					
SISKIYOU	SCOTT VALLEY UNIFIED SCHOOL DISTRICT	1	2.4%	UNIVERSITY INTERN CREDENTIALS			
				Multiple Subject Teaching Credential	1		
						General Subjects (Examination)	1
		1	2.4%	LIMITED ASSIGNMENT PERMIT			
				General Education Limited Assignment Single Subject	1		
						Physical Education	1
		39	95.1%	Fully Credentialed Teachers			
	SCOTT VALLEY UNIFIED SCHOOL DISTRICT Total	41					
SISKIYOU	SISKIYOU COUNTY OFFICE OF EDUCATION	1	1.9%	UNIVERSITY INTERN CREDENTIALS			
				Education Specialist Instruction Credential	1		
						Moderate/Severe Disabilities	1

TABLE 5C
Distribution of Intern Credentials, Permits, Credential Waivers by County, School District, Type, and by Subject Area
July 1, 2015 to June 30, 2016

County	Agency	Agency Total	Agency %	Credential Title	Credential Total	Subject Area	Subject Total
		3	5.8%	PROVISIONAL INTERNSHIP PERMIT			
				Provisional Internship Permit	3		
						Moderate/Severe Disabilities	3
		48	92.3%	Fully Credentialed Teachers			
	SISKIYOU COUNTY OFFICE OF EDUCATION Total	52					
SISKIYOU	SISKIYOU UNION HIGH	1	2.6%	UNIVERSITY INTERN CREDENTIALS			
				Single Subject Teaching Credential	1		
						Foundational-Level Mathematics (Examination)	1
		2	5.1%	PROVISIONAL INTERNSHIP PERMIT			
				Provisional Internship Permit	2		
						English	1
						Mathematics	1
		36	92.3%	Fully Credentialed Teachers			
	SISKIYOU UNION HIGH Total	39					
SISKIYOU	WEED UNION ELEMENTARY	1	7.1%	SHORT-TERM STAFF PERMIT			
				Short-Term Staff Permit	1		
						General Subjects (Examination)	1
		1	7.1%	PROVISIONAL INTERNSHIP PERMIT			
				Provisional Internship Permit	1		
						General Subjects	1
		12	85.7%	Fully Credentialed Teachers			
	WEED UNION ELEMENTARY Total	14					
SISKIYOU	YREKA UNION ELEMENTARY	1	1.9%	SHORT-TERM STAFF PERMIT			
				Short-Term Staff Permit	1		
						General Subjects (Examination)	1
		51	98.1%	Fully Credentialed Teachers			
	YREKA UNION ELEMENTARY Total	52					
SISKIYOU	YREKA UNION HIGH	1	2.7%	UNIVERSITY INTERN CREDENTIALS			
				Single Subject Teaching Credential	1		
						English (Examination)	1
		1	2.7%	CREDENTIAL WAIVERS			
				Single Subject Teaching Credential	1		
						Foreign Language: Spanish	1
		35	94.6%	Fully Credentialed Teachers			
	YREKA UNION HIGH Total	37					

TABLE 5C
Distribution of Intern Credentials, Permits, Credential Waivers by County, School District, Type, and by Subject Area
July 1, 2015 to June 30, 2016

County	Agency	Agency Total	Agency %	Credential Title	Credential Total	Subject Area	Subject Total
SOLANO	BENICIA UNIFIED SCHOOL DISTRICT	1	0.4%	UNIVERSITY INTERN CREDENTIALS			
				Multiple Subject Teaching Credential	1		
						General Subjects (Examination)	1
		1	0.4%	PROVISIONAL INTERNSHIP PERMIT			
				Provisional Internship Permit	1		
						General Subjects	1
		1	0.4%	CREDENTIAL WAIVERS			
				Education Specialist Instruction Credential	1		
						Moderate/Severe Disabilities	1
		224	98.7%	Fully Credentialed Teachers			
	BENICIA UNIFIED SCHOOL DISTRICT Total	227					
SOLANO	DIXON MONTESSORI CHARTER	1		UNIVERSITY INTERN CREDENTIALS			
				Single Subject Teaching Credential	1		
						Foundational-Level General Science (Examination)	1
	DIXON MONTESSORI CHARTER Total	1					
SOLANO	DIXON UNIFIED SCHOOL DISTRICT	1	0.6%	UNIVERSITY INTERN CREDENTIALS			
				Single Subject Teaching Credential	1		
						Art (Examination)	1
		1	0.6%	DISTRICT INTERNSHIP CERTIFICATES			
				District Intern Credential / Ed. Specialist	1		
						Mild/Moderate Disabilities	1
		3	1.7%	SHORT-TERM STAFF PERMIT			
				Short-Term Staff Permit	3		
						English	1
						English (Examination)	2
		171	97.2%	Fully Credentialed Teachers			
	DIXON UNIFIED SCHOOL DISTRICT Total	176					
SOLANO	FAIRFIELD-SUISUN UNIFIED SCHOOL DISTRICT	11	1.2%	UNIVERSITY INTERN CREDENTIALS			
				Education Specialist Instruction Credential	2		
						Mild/Moderate Disabilities	2
				Multiple Subject Teaching Credential	8		
						General Subjects (Examination)	8
				Single Subject Teaching Credential	1		
						Science: Biological Sciences (Examination)	1
		1	0.1%	DISTRICT INTERNSHIP CERTIFICATES			

TABLE 5C
Distribution of Intern Credentials, Permits, Credential Waivers by County, School District, Type, and by Subject Area
July 1, 2015 to June 30, 2016

County	Agency	Agency Total	Agency %	Credential Title	Credential Total	Subject Area	Subject Total
				District Intern Credential / Single Subject	1		
						English (Examination)	1
		6	0.6%	LIMITED ASSIGNMENT PERMIT			
				General Education Limited Assignment Multiple Subje	1		
						General Subjects	1
				General Education Limited Assignment Single Subject	5		
						Art (Examination)	1
						English	1
						Foreign Language: Spanish	1
						Mathematics	2
		36	3.9%	SHORT-TERM STAFF PERMIT			
				Short-Term Staff Permit	36		
						Art	1
						Early Childhood Special Education	1
						English	2
						General Subjects	3
						General Subjects (Examination)	4
						Mathematics	2
						Mathematics (Examination)	1
						Mild/Moderate Disabilities	14
						Moderate/Severe Disabilities	5
						Music	1
						Physical Education	1
						Science: Biological Sciences	1
		1	0.1%	PROVISIONAL INTERNSHIP PERMIT			
				Provisional Internship Permit	1		
						Moderate/Severe Disabilities	1
		2	0.2%	CREDENTIAL WAIVERS			
				Single Subject Teaching Credential	2		
						Mathematics	2
		875	93.9%	Fully Credentialed Teachers			
	FAIRFIELD-SUISUN UNIFIED SCHOOL DISTRICT TO	932					
SOLANO	MARE ISLAND TECHNOLOGY ACADEMY (CHARTER)	1		UNIVERSITY INTERN CREDENTIALS			
				Single Subject Teaching Credential	1		
						English (Examination)	1

TABLE 5C
Distribution of Intern Credentials, Permits, Credential Waivers by County, School District, Type, and by Subject Area
July 1, 2015 to June 30, 2016

County	Agency	Agency Total	Agency %	Credential Title	Credential Total	Subject Area	Subject Total
		1		DISTRICT INTERNSHIP CERTIFICATES			
				District Intern Credential / Single Subject	1		
						Physical Education	1
	MARE ISLAND TECHNOLOGY ACADEMY (CHARTER)	2					
SOLANO	SIERRA SCHOOL OF SOLANO COUNTY	3		SHORT-TERM STAFF PERMIT			
				Short-Term Staff Permit	3		
						Mild/Moderate Disabilities	3
		1		PROVISIONAL INTERNSHIP PERMIT			
				Provisional Internship Permit	1		
						Mild/Moderate Disabilities	1
	SIERRA SCHOOL OF SOLANO COUNTY Total	4					
SOLANO	SOLANO COUNTY OFFICE OF EDUCATION	1	1.5%	UNIVERSITY INTERN CREDENTIALS			
				Education Specialist Instruction Credential	1		
						Moderate/Severe Disabilities	1
		11	16.7%	SHORT-TERM STAFF PERMIT			
				Short-Term Staff Permit	11		
						Deaf and Hard-of-Hearing	1
						Moderate/Severe Disabilities	9
						Physical and Health Impairments	1
	SOLANO COUNTY OFFICE OF EDUCATION Total	66	81.8%	Fully Credentialed Teachers			
SOLANO	TRAVIS UNIFIED SCHOOL DISTRICT	3	1.2%	UNIVERSITY INTERN CREDENTIALS			
				Education Specialist Instruction Credential	2		
						Mild/Moderate Disabilities	1
						Moderate/Severe Disabilities	1
				Multiple Subject Teaching Credential	1		
						General Subjects (Examination)	1
		2	0.8%	SHORT-TERM STAFF PERMIT			
				Short-Term Staff Permit	2		
						General Subjects (Examination)	1
						Mild/Moderate Disabilities	1
		1	0.4%	PROVISIONAL INTERNSHIP PERMIT			
				Provisional Internship Permit	1		
						Science: Chemistry	1
						Science: Physics	1

TABLE 5C
Distribution of Intern Credentials, Permits, Credential Waivers by County, School District, Type, and by Subject Area
July 1, 2015 to June 30, 2016

County	Agency	Agency Total	Agency %	Credential Title	Credential Total	Subject Area	Subject Total
		240	97.6%	Fully Credentialed Teachers			
	TRAVIS UNIFIED SCHOOL DISTRICT Total	246					
SOLANO	VACAVILLE UNIFIED SCHOOL DISTRICT	4	0.7%	UNIVERSITY INTERN CREDENTIALS			
				Education Specialist Instruction Credential	1		
						Moderate/Severe Disabilities	1
				Multiple Subject Teaching Credential	1		
						General Subjects (Examination)	1
				Single Subject Teaching Credential	2		
						English (Examination)	1
						Foundational-Level Mathematics (Examination)	1
		2	0.3%	LIMITED ASSIGNMENT PERMIT			
				General Education Limited Assignment Single Subject	1		
						Science: Chemistry	1
				Special Education Limited Assignment Teaching Permi	1		
						Early Childhood Special Education	1
		8	1.4%	SHORT-TERM STAFF PERMIT			
				Short-Term Staff Permit	8		
						Early Childhood Special Education	1
						English (Examination)	1
						Foreign Language: Spanish (Examination)	1
						Mathematics	1
						Mild/Moderate Disabilities	1
						Moderate/Severe Disabilities	1
						Science: Chemistry	1
						Social Science (Examination)	1
		2	0.3%	PROVISIONAL INTERNSHIP PERMIT			
				Provisional Internship Permit	2		
						General Subjects	1
						Mild/Moderate Disabilities	1
		576	97.3%	Fully Credentialed Teachers			
	VACAVILLE UNIFIED SCHOOL DISTRICT Total	592					
SOLANO	VALLEJO CITY UNIFIED SCHOOL DISTRICT	9	1.4%	UNIVERSITY INTERN CREDENTIALS			
				Education Specialist Instruction Credential	2		
						Mild/Moderate Disabilities	1
						Moderate/Severe Disabilities	1

TABLE 5C
Distribution of Intern Credentials, Permits, Credential Waivers by County, School District, Type, and by Subject Area
July 1, 2015 to June 30, 2016

County	Agency	Agency Total	Agency %	Credential Title	Credential Total	Subject Area	Subject Total
				Multiple Subject Teaching Credential	7		
						General Subjects (Examination)	7
		3	0.5%	DISTRICT INTERNSHIP CERTIFICATES			
				District Intern Credential / Multiple Subject	2		
						General Subjects (Examination)	2
				District Intern Credential / Single Subject	1		
						Social Science	1
		7	1.1%	LIMITED ASSIGNMENT PERMIT			
				General Education Limited Assignment Multiple Subject	1		
						General Subjects	1
				General Education Limited Assignment Single Subject	5		
						Health Science	1
						Industrial and Technology Education	1
						Mathematics	2
						Physical Education	1
				Special Education Limited Assignment Teaching Permit	1		
						Visual Impairments	1
		16	2.5%	SHORT-TERM STAFF PERMIT			
				Short-Term Staff Permit	16		
						Early Childhood Special Education	1
						English	1
						Foundational-Level General Science	1
						General Subjects	7
						Mathematics	1
						Mild/Moderate Disabilities	1
						Physical Education	1
						Science: Biological Sciences	1
						Social Science	2
		7	1.1%	PROVISIONAL INTERNSHIP PERMIT			
				Provisional Internship Permit	7		
						General Subjects	4
						Mathematics	1
						Mild/Moderate Disabilities	1
						Science: Biological Sciences	1
		5	0.8%	CREDENTIAL WAIVERS			

TABLE 5C
Distribution of Intern Credentials, Permits, Credential Waivers by County, School District, Type, and by Subject Area
July 1, 2015 to June 30, 2016

County	Agency	Agency Total	Agency %	Credential Title	Credential Total	Subject Area	Subject Total
				Education Specialist Instruction Credential	2		
						Mild/Moderate Disabilities	1
						Moderate/Severe Disabilities	1
				Multiple Subject Teaching Credential	2		
						General Subjects	2
				Single Subject Teaching Credential	1		
						Mathematics	1
		595	92.7%	Fully Credentialed Teachers			
	VALLEJO CITY UNIFIED SCHOOL DISTRICT Total	642					
SONOMA	ANOVA CENTER FOR EDUCATION (A.C.E.)	1		UNIVERSITY INTERN CREDENTIALS			
				Education Specialist Instruction Credential	1		
						Mild/Moderate Disabilities	1
		1		PROVISIONAL INTERNSHIP PERMIT			
				Provisional Internship Permit	1		
						Mild/Moderate Disabilities	1
	ANOVA CENTER FOR EDUCATION (A.C.E.) Total	2					
SONOMA	BELLEVUE UNION ELEMENTARY SCHOOL DISTRICT	1	1.1%	UNIVERSITY INTERN CREDENTIALS			
				Education Specialist Instruction Credential	1		
						Mild/Moderate Disabilities	1
		88	98.9%	Fully Credentialed Teachers			
	BELLEVUE UNION ELEMENTARY SCHOOL DISTRICT	89					
SONOMA	BENNETT VALLEY UNION ELEMENTARY SCHOOL	1	2.0%	PROVISIONAL INTERNSHIP PERMIT			
				Provisional Internship Permit	1		
						Mild/Moderate Disabilities	1
		48	98.0%	Fully Credentialed Teachers			
	BENNETT VALLEY UNION ELEMENTARY SCHOOL	49					
SONOMA	CLOVERDALE UNIFIED	2	2.8%	UNIVERSITY INTERN CREDENTIALS			
				Education Specialist Instruction Credential	1		
						Mild/Moderate Disabilities	1
				Single Subject Teaching Credential	1		
						Science: Chemistry (Examination)	1
						Science: Geosciences (Examination)	1
		1	1.4%	LIMITED ASSIGNMENT PERMIT			
				General Education Limited Assignment Multiple Subject	1		
						General Subjects (Examination)	1

TABLE 5C
Distribution of Intern Credentials, Permits, Credential Waivers by County, School District, Type, and by Subject Area
July 1, 2015 to June 30, 2016

County	Agency	Agency Total	Agency %	Credential Title	Credential Total	Subject Area	Subject Total
		2	2.8%	SHORT-TERM STAFF PERMIT			
				Short-Term Staff Permit	2		
						Mathematics	1
						Moderate/Severe Disabilities	1
		1	1.4%	PROVISIONAL INTERNSHIP PERMIT			
				Provisional Internship Permit	1		
						Physical Education	1
		66	91.7%	Fully Credentialed Teachers			
	CLOVERDALE UNIFIED Total	72					
SONOMA	COTATI-ROHNERT PARK UNIFIED SCHOOL DISTRICT	7	2.5%	UNIVERSITY INTERN CREDENTIALS			
				Education Specialist Instruction Credential	5		
						Mild/Moderate Disabilities	4
						Moderate/Severe Disabilities	1
				Single Subject Teaching Credential	2		
						Art (Examination)	1
						Foreign Language: Mandarin (Examination)	1
		3	1.1%	PROVISIONAL INTERNSHIP PERMIT			
				Provisional Internship Permit	3		
						Mild/Moderate Disabilities	3
		274	96.5%	Fully Credentialed Teachers			
	COTATI-ROHNERT PARK UNIFIED SCHOOL DISTRICT	284					
SONOMA	CREDO HIGH	1		UNIVERSITY INTERN CREDENTIALS			
				Education Specialist Instruction Credential	1		
						Mild/Moderate Disabilities	1
	CREDO HIGH Total	1					
SONOMA	CYPRESS	1		UNIVERSITY INTERN CREDENTIALS			
				Education Specialist Instruction Credential	1		
						Mild/Moderate Disabilities	1
	CYPRESS Total	1					
SONOMA	HEALDSBURG UNIFIED SCHOOL DISTRICT	1	1.1%	UNIVERSITY INTERN CREDENTIALS			
				Single Subject Teaching Credential	1		
						Art (Examination)	1
		1	1.1%	LIMITED ASSIGNMENT PERMIT			
				General Education Limited Assignment Single Subject	1		
						English (Examination)	1

TABLE 5C
Distribution of Intern Credentials, Permits, Credential Waivers by County, School District, Type, and by Subject Area
July 1, 2015 to June 30, 2016

County	Agency	Agency Total	Agency %	Credential Title	Credential Total	Subject Area	Subject Total
		87	97.8%	Fully Credentialed Teachers			
	HEALDSBURG UNIFIED SCHOOL DISTRICT Total	89					
SONOMA	JOURNEY HIGH SCHOOL-TRUE TO LIFE CHILDREN	1		UNIVERSITY INTERN CREDENTIALS			
				Education Specialist Instruction Credential	1		
						Mild/Moderate Disabilities	1
		1		SHORT-TERM STAFF PERMIT			
				Short-Term Staff Permit	1		
						Mild/Moderate Disabilities	1
	JOURNEY HIGH SCHOOL-TRUE TO LIFE CHILDREN	2					
SONOMA	LATTICE EDUCATIONAL SERVICES	3		UNIVERSITY INTERN CREDENTIALS			
				Education Specialist Instruction Credential	3		
						Moderate/Severe Disabilities	3
	LATTICE EDUCATIONAL SERVICES Total	3					
SONOMA	LIBERTY ELEMENTARY	1	2.3%	UNIVERSITY INTERN CREDENTIALS			
				Education Specialist Instruction Credential	1		
						Mild/Moderate Disabilities	1
		42	97.7%	Fully Credentialed Teachers			
	LIBERTY ELEMENTARY Total	43					
SONOMA	NORTH VALLEY SCHOOL	1		PROVISIONAL INTERNSHIP PERMIT			
				Provisional Internship Permit	1		
						Mild/Moderate Disabilities	1
	NORTH VALLEY SCHOOL Total	1					
SONOMA	OLD ADOBE UNION ELEMENTARY SCHOOL DISTRICT	1	1.3%	LIMITED ASSIGNMENT PERMIT			
				General Education Limited Assignment Multiple Subjects	1		
						General Subjects	1
		1	1.3%	SHORT-TERM STAFF PERMIT			
				Short-Term Staff Permit	1		
						General Subjects (Examination)	1
		77	97.5%	Fully Credentialed Teachers			
	OLD ADOBE UNION ELEMENTARY SCHOOL DISTRICT Total	79					
SONOMA	PETALUMA CITY ELEMENTARY SCHOOL DISTRICT	2	1.5%	UNIVERSITY INTERN CREDENTIALS			
				Education Specialist Instruction Credential	2		
						Mild/Moderate Disabilities	1
						Moderate/Severe Disabilities	1
		1	0.7%	SHORT-TERM STAFF PERMIT			

TABLE 5C
Distribution of Intern Credentials, Permits, Credential Waivers by County, School District, Type, and by Subject Area
July 1, 2015 to June 30, 2016

County	Agency	Agency Total	Agency %	Credential Title	Credential Total	Subject Area	Subject Total
				Short-Term Staff Permit	1		
						Mild/Moderate Disabilities	1
		135	97.8%	Fully Credentialed Teachers			
	PETALUMA CITY ELEMENTARY SCHOOL DISTRICT	138					
SONOMA	PETALUMA JOINT UNION HIGH SCHOOL DISTRICT	3	1.2%	UNIVERSITY INTERN CREDENTIALS			
				Education Specialist Instruction Credential	1		
						Mild/Moderate Disabilities	1
				Single Subject Teaching Credential	2		
						English (Examination)	1
						Industrial and Technology Education (Examination)	1
		257	98.9%	Fully Credentialed Teachers			
	PETALUMA JOINT UNION HIGH SCHOOL DISTRICT	260					
SONOMA	PINER-OLIVET UNION ELEMENTARY SCHOOL DISTRICT	1	1.5%	UNIVERSITY INTERN CREDENTIALS			
				Education Specialist Instruction Credential	1		
						Mild/Moderate Disabilities	1
		65	98.5%	Fully Credentialed Teachers			
	PINER-OLIVET UNION ELEMENTARY SCHOOL DISTRICT	66					
SONOMA	PLUMFIELD ACADEMY	1		SHORT-TERM STAFF PERMIT			
				Short-Term Staff Permit	1		
						Mild/Moderate Disabilities	1
	PLUMFIELD ACADEMY Total	1					
SONOMA	SANTA ROSA ELEMENTARY SCHOOL DISTRICT, CITY OF	1	0.4%	UNIVERSITY INTERN CREDENTIALS			
				Education Specialist Instruction Credential	1		
						Mild/Moderate Disabilities	1
		280	99.6%	Fully Credentialed Teachers			
	SANTA ROSA ELEMENTARY SCHOOL DISTRICT, CITY OF	281					
SONOMA	SANTA ROSA HIGH SCHOOL DISTRICT, CITY OF	6	1.1%	UNIVERSITY INTERN CREDENTIALS			
				Single Subject Teaching Credential	6		
						Agriculture	1
						English (Examination)	2
						Mathematics	1
						Physical Education (Examination)	2
		8	1.5%	LIMITED ASSIGNMENT PERMIT			
				General Education Limited Assignment Single Subject	7		
						English	1

TABLE 5C
Distribution of Intern Credentials, Permits, Credential Waivers by County, School District, Type, and by Subject Area
July 1, 2015 to June 30, 2016

County	Agency	Agency Total	Agency %	Credential Title	Credential Total	Subject Area	Subject Total
						Foreign Language: French	1
						Foundational-Level General Science	1
						Mathematics	2
						Science: Physics	1
						Social Science	1
				Special Education Limited Assignment Teaching Permi	1		
						Moderate/Severe Disabilities	1
		1	0.2%	PROVISIONAL INTERNSHIP PERMIT			
				Provisional Internship Permit	1		
						Physical Education	1
		513	97.2%	Fully Credentialed Teachers			
	SANTA ROSA HIGH SCHOOL DISTRICT, CITY OF TO	528					
SONOMA	SEBASTOPOL INDEPENDENT CHARTER SCH. (CHA	1		UNIVERSITY INTERN CREDENTIALS			
				Education Specialist Instruction Credential	1		
						Mild/Moderate Disabilities	1
		1		PROVISIONAL INTERNSHIP PERMIT			
				Provisional Internship Permit	1		
						General Subjects	1
	SEBASTOPOL INDEPENDENT CHARTER SCH. (CHA	2					
SONOMA	SIERRA SCHOOL OF SONOMA COUNTY	2		PROVISIONAL INTERNSHIP PERMIT			
				Provisional Internship Permit	2		
						Mild/Moderate Disabilities	2
	SIERRA SCHOOL OF SONOMA COUNTY Total	2					
SONOMA	SONOMA COUNTY OFFICE OF EDUCATION	2	3.9%	UNIVERSITY INTERN CREDENTIALS			
				Education Specialist Instruction Credential	2		
						Moderate/Severe Disabilities	1
						Visual Impairments	1
		2	3.9%	LIMITED ASSIGNMENT PERMIT			
				Special Education Limited Assignment Teaching Permi	2		
						Early Childhood Special Education	1
						Moderate/Severe Disabilities	1
		2	3.9%	SHORT-TERM STAFF PERMIT			
				Short-Term Staff Permit	2		
						Mild/Moderate Disabilities	2
						Moderate/Severe Disabilities	1

TABLE 5C
Distribution of Intern Credentials, Permits, Credential Waivers by County, School District, Type, and by Subject Area
July 1, 2015 to June 30, 2016

County	Agency	Agency Total	Agency %	Credential Title	Credential Total	Subject Area	Subject Total
		46	88.5%	Fully Credentialed Teachers			
	SONOMA COUNTY OFFICE OF EDUCATION Total	52					
SONOMA	SONOMA VALLEY CHARTER SCHOOL	1		LIMITED ASSIGNMENT PERMIT			
				General Education Limited Assignment Single Subject	1		
						Mathematics	1
	SONOMA VALLEY CHARTER SCHOOL Total	1					
SONOMA	SONOMA VALLEY UNIFIED SCHOOL DISTRICT	4	1.6%	UNIVERSITY INTERN CREDENTIALS			
				Education Specialist Instruction Credential	3		
						Mild/Moderate Disabilities	3
				Single Subject Teaching Credential	1		
						Foundational-Level General Science (Examination)	1
		2	0.8%	LIMITED ASSIGNMENT PERMIT			
				Special Education Limited Assignment Teaching Permit	2		
						Mild/Moderate Disabilities	1
						Moderate/Severe Disabilities	1
		6	2.4%	SHORT-TERM STAFF PERMIT			
				Short-Term Staff Permit	6		
						General Subjects (Examination)	6
		235	95.1%	Fully Credentialed Teachers			
	SONOMA VALLEY UNIFIED SCHOOL DISTRICT Total	247					
SONOMA	WEST SONOMA COUNTY UNION HIGH SCHOOL DISTRICT	1	1.0%	PROVISIONAL INTERNSHIP PERMIT			
				Provisional Internship Permit	1		
						Music	1
		100	99.0%	Fully Credentialed Teachers			
	WEST SONOMA COUNTY UNION HIGH SCHOOL DISTRICT Total	101					
SONOMA	WINDSOR UNIFIED SCHOOL DISTRICT	1	0.4%	UNIVERSITY INTERN CREDENTIALS			
				Single Subject Teaching Credential	1		
						Music (Examination)	1
		2	0.8%	PROVISIONAL INTERNSHIP PERMIT			
				Provisional Internship Permit	2		
						English	2
		255	98.8%	Fully Credentialed Teachers			
	WINDSOR UNIFIED SCHOOL DISTRICT Total	258					
SONOMA	WOODLAND STAR CHARTER SCHOOL	1		LIMITED ASSIGNMENT PERMIT			
				General Education Limited Assignment Multiple Subject	1		

TABLE 5C
Distribution of Intern Credentials, Permits, Credential Waivers by County, School District, Type, and by Subject Area
July 1, 2015 to June 30, 2016

County	Agency	Agency Total	Agency %	Credential Title	Credential Total	Subject Area	Subject Total
						General Subjects (Examination)	1
		1		PROVISIONAL INTERNSHIP PERMIT			
				Provisional Internship Permit	1		
						General Subjects	1
	WOODLAND STAR CHARTER SCHOOL Total	2					
STANISLAUS	ASPIRE SUMMIT CHARTER ACADEMY	1		UNIVERSITY INTERN CREDENTIALS			
				Multiple Subject Teaching Credential	1		
						General Subjects (Examination)	1
		1		SHORT-TERM STAFF PERMIT			
				Short-Term Staff Permit	1		
						General Subjects	1
	ASPIRE SUMMIT CHARTER ACADEMY Total	2					
STANISLAUS	ASPIRE UNIVERSITY CHARTER	1		UNIVERSITY INTERN CREDENTIALS			
				Education Specialist Instruction Credential	1		
						Mild/Moderate Disabilities	1
		3		SHORT-TERM STAFF PERMIT			
				Short-Term Staff Permit	3		
						General Subjects	2
						Mild/Moderate Disabilities	1
	ASPIRE UNIVERSITY CHARTER Total	4					
STANISLAUS	CERES UNIFIED SCHOOL DISTRICT	9	1.5%	UNIVERSITY INTERN CREDENTIALS			
				Education Specialist Instruction Credential	4		
						Early Childhood Special Education	1
						Mild/Moderate Disabilities	1
						Moderate/Severe Disabilities	2
				Multiple Subject Teaching Credential	2		
						General Subjects (Examination)	2
				Single Subject Teaching Credential	3		
						English (Examination)	1
						Physical Education (Examination)	1
						Science: Chemistry (Examination)	1
		10	1.6%	SHORT-TERM STAFF PERMIT			
				Short-Term Staff Permit	10		
						English	1
						General Subjects (Examination)	2

TABLE 5C
Distribution of Intern Credentials, Permits, Credential Waivers by County, School District, Type, and by Subject Area
July 1, 2015 to June 30, 2016

County	Agency	Agency Total	Agency %	Credential Title	Credential Total	Subject Area	Subject Total
						Mathematics	1
						Mild/Moderate Disabilities	1
						Physical Education	1
						Physical Education (Examination)	1
						Science: Biological Sciences	1
						Science: Biological Sciences (Examination)	2
		4	0.6%	PROVISIONAL INTERNSHIP PERMIT			
				Provisional Internship Permit	4		
						General Subjects	1
						Physical Education	1
						Science: Chemistry	1
						Science: Physics	1
		599	96.3%	Fully Credentialed Teachers			
	CERES UNIFIED SCHOOL DISTRICT Total	622					
STANISLAUS	CHATOM UNION ELEMENTARY SCHOOL DISTRICT	2	7.7%	SHORT-TERM STAFF PERMIT			
				Short-Term Staff Permit	2		
						Foundational-Level General Science (Examination)	1
						General Subjects (Examination)	1
		24	92.3%	Fully Credentialed Teachers			
	CHATOM UNION ELEMENTARY SCHOOL DISTRICT	26					
STANISLAUS	CONNECTING WATERS CHARTER SCHOOL	2		UNIVERSITY INTERN CREDENTIALS			
				Multiple Subject Teaching Credential	2		
						General Subjects (Examination)	2
	CONNECTING WATERS CHARTER SCHOOL Total	2					
STANISLAUS	CREATIVE ALTERNATIVES INC	1		UNIVERSITY INTERN CREDENTIALS			
				Education Specialist Instruction Credential	1		
						Moderate/Severe Disabilities	1
		1		SHORT-TERM STAFF PERMIT			
				Short-Term Staff Permit	1		
						Mild/Moderate Disabilities	1
	CREATIVE ALTERNATIVES INC Total	2					
STANISLAUS	DENAIR UNIFIED SCHOOL DISTRICT	1	1.9%	UNIVERSITY INTERN CREDENTIALS			
				Education Specialist Instruction Credential	1		
						Moderate/Severe Disabilities	1
		2	3.8%	LIMITED ASSIGNMENT PERMIT			

TABLE 5C
Distribution of Intern Credentials, Permits, Credential Waivers by County, School District, Type, and by Subject Area
July 1, 2015 to June 30, 2016

County	Agency	Agency Total	Agency %	Credential Title	Credential Total	Subject Area	Subject Total
				General Education Limited Assignment Single Subject	2		
						English	2
		2	3.8%	SHORT-TERM STAFF PERMIT			
				Short-Term Staff Permit	2		
						General Subjects	1
						Physical Education	1
		48	90.6%	Fully Credentialed Teachers			
	DENAIR UNIFIED SCHOOL DISTRICT Total	53					
STANISLAUS	EAST VALLEY EDUCATION CENTER	1		UNIVERSITY INTERN CREDENTIALS			
				Education Specialist Instruction Credential	1		
						Moderate/Severe Disabilities	1
		2		SHORT-TERM STAFF PERMIT			
				Short-Term Staff Permit	2		
						Mild/Moderate Disabilities	1
						Moderate/Severe Disabilities	2
		1		PROVISIONAL INTERNSHIP PERMIT			
				Provisional Internship Permit	1		
						Moderate/Severe Disabilities	1
	EAST VALLEY EDUCATION CENTER Total	4					
STANISLAUS	EMPIRE UNION SCHOOL DISTRICT	3	2.1%	UNIVERSITY INTERN CREDENTIALS			
				Education Specialist Instruction Credential	2		
						Mild/Moderate Disabilities	1
						Moderate/Severe Disabilities	1
				Multiple Subject Teaching Credential	1		
						General Subjects (Examination)	1
		1	0.7%	LIMITED ASSIGNMENT PERMIT			
				General Education Limited Assignment Single Subject	1		
						English	1
		4	2.8%	SHORT-TERM STAFF PERMIT			
				Short-Term Staff Permit	4		
						General Subjects	2
						General Subjects (Examination)	1
						Mild/Moderate Disabilities	1
		134	94.4%	Fully Credentialed Teachers			
	EMPIRE UNION SCHOOL DISTRICT Total	142					

TABLE 5C
Distribution of Intern Credentials, Permits, Credential Waivers by County, School District, Type, and by Subject Area
July 1, 2015 to June 30, 2016

County	Agency	Agency Total	Agency %	Credential Title	Credential Total	Subject Area	Subject Total
STANISLAUS	FUSION CHARTER	1		UNIVERSITY INTERN CREDENTIALS			
				Education Specialist Instruction Credential	1	Mild/Moderate Disabilities	1
		2		SHORT-TERM STAFF PERMIT			
				Short-Term Staff Permit	2	General Subjects	1
						Social Science	1
	FUSION CHARTER Total	3					
STANISLAUS	GREAT VALLEY ACADEMY	7		SHORT-TERM STAFF PERMIT			
				Short-Term Staff Permit	7	General Subjects	4
						General Subjects (Examination)	3
	GREAT VALLEY ACADEMY Total	7					
STANISLAUS	HART-RANSOM UNION ELEMENTARY SCHOOL D	1	1.9%	UNIVERSITY INTERN CREDENTIALS			
				Education Specialist Instruction Credential	1	Mild/Moderate Disabilities	1
		1	1.9%	SHORT-TERM STAFF PERMIT			
				Short-Term Staff Permit	1	General Subjects (Examination)	1
		50	96.2%	Fully Credentialed Teachers			
	HART-RANSOM UNION ELEMENTARY SCHOOL D	52					
STANISLAUS	MODESTO CITY ELEMENTARY SCHOOL DISTRICT	3	0.4%	UNIVERSITY INTERN CREDENTIALS			
				Education Specialist Instruction Credential	3	Early Childhood Special Education	1
						Mild/Moderate Disabilities	1
						Moderate/Severe Disabilities	1
		8	1.1%	LIMITED ASSIGNMENT PERMIT			
				General Education Limited Assignment Single Subject	8	Business	1
						English	1
						Industrial and Technology Education	5
						Physical Education	1
		3	0.4%	SHORT-TERM STAFF PERMIT			
				Short-Term Staff Permit	3	General Subjects (Examination)	1

TABLE 5C
Distribution of Intern Credentials, Permits, Credential Waivers by County, School District, Type, and by Subject Area
July 1, 2015 to June 30, 2016

County	Agency	Agency Total	Agency %	Credential Title	Credential Total	Subject Area	Subject Total
						Science: Biological Sciences	1
						Social Science (Examination)	1
		1	0.1%	PROVISIONAL INTERNSHIP PERMIT			
				Provisional Internship Permit	1		
						Mild/Moderate Disabilities	1
		704	97.9%	Fully Credentialed Teachers			
	MODESTO CITY ELEMENTARY SCHOOL DISTRICT	719					
STANISLAUS	MODESTO CITY HIGH SCHOOL DISTRICT	2	0.3%	UNIVERSITY INTERN CREDENTIALS			
				Education Specialist Instruction Credential	2		
						Mild/Moderate Disabilities	1
						Moderate/Severe Disabilities	2
		3	0.5%	LIMITED ASSIGNMENT PERMIT			
				General Education Limited Assignment Single Subject	3		
						Health Science	1
						Industrial and Technology Education	1
						Physical Education	1
						Social Science	1
		8	1.2%	SHORT-TERM STAFF PERMIT			
				Short-Term Staff Permit	8		
						English (Examination)	1
						Foundational-Level General Science (Examination)	1
						Mathematics	2
						Moderate/Severe Disabilities	2
						Science: Biological Sciences	1
						Science: Biological Sciences (Examination)	1
		631	98.0%	Fully Credentialed Teachers			
	MODESTO CITY HIGH SCHOOL DISTRICT Total	644					
STANISLAUS	MODESTO CITY SCHOOLS	5		UNIVERSITY INTERN CREDENTIALS			
				Education Specialist Instruction Credential	2		
						Mild/Moderate Disabilities	2
						Moderate/Severe Disabilities	1
				Multiple Subject Teaching Credential	1		
						General Subjects (Examination)	1
				Single Subject Teaching Credential	2		
						Biological Sciences (Specialized) (Examination)	1

TABLE 5C
Distribution of Intern Credentials, Permits, Credential Waivers by County, School District, Type, and by Subject Area
July 1, 2015 to June 30, 2016

County	Agency	Agency Total	Agency %	Credential Title	Credential Total	Subject Area	Subject Total
		4		LIMITED ASSIGNMENT PERMIT		Industrial and Technology Education (Examination)	1
				General Education Limited Assignment Single Subject	2		
						Industrial and Technology Education	1
						Social Science	1
				Special Education Limited Assignment Teaching Permit	2		
						Deaf and Hard-of-Hearing	1
						Mild/Moderate Disabilities	1
		3		SHORT-TERM STAFF PERMIT			
				Short-Term Staff Permit	3		
						English (Examination)	1
						Mild/Moderate Disabilities	1
						Social Science (Examination)	1
	MODESTO CITY SCHOOLS Total	12					
STANISLAUS	NEWMAN-CROWS LANDING UNIFIED SCHOOL DISTRICT	3	2.3%	UNIVERSITY INTERN CREDENTIALS			
				Multiple Subject Teaching Credential	2		
						General Subjects (Examination)	2
				Single Subject Teaching Credential	1		
						Music (Examination)	1
		1	0.8%	LIMITED ASSIGNMENT PERMIT			
				Special Education Limited Assignment Teaching Permit	1		
						Moderate/Severe Disabilities	1
		6	4.5%	SHORT-TERM STAFF PERMIT			
				Short-Term Staff Permit	6		
						General Subjects	2
						General Subjects (Examination)	1
						Mathematics	2
						Moderate/Severe Disabilities	1
		1	0.8%	PROVISIONAL INTERNSHIP PERMIT			
				Provisional Internship Permit	1		
						General Subjects	1
		122	91.7%	Fully Credentialed Teachers			
	NEWMAN-CROWS LANDING UNIFIED SCHOOL DISTRICT	133					
STANISLAUS	OAKDALE JOINT UNIFIED SCHOOL DISTRICT	2	0.8%	UNIVERSITY INTERN CREDENTIALS			
				Education Specialist Instruction Credential	2		

TABLE 5C
Distribution of Intern Credentials, Permits, Credential Waivers by County, School District, Type, and by Subject Area
July 1, 2015 to June 30, 2016

County	Agency	Agency Total	Agency %	Credential Title	Credential Total	Subject Area	Subject Total
						Mild/Moderate Disabilities	1
						Moderate/Severe Disabilities	1
		7	2.9%	SHORT-TERM STAFF PERMIT			
				Short-Term Staff Permit	7		
						General Subjects	1
						General Subjects (Examination)	2
						Mathematics (Examination)	1
						Mild/Moderate Disabilities	1
						Moderate/Severe Disabilities	1
						Music	1
						Social Science (Examination)	1
		234	96.3%	Fully Credentialed Teachers			
	OAKDALE JOINT UNIFIED SCHOOL DISTRICT Total	243					
STANISLAUS	PATTERSON JOINT UNIFIED SCHOOL DISTRICT	11	4.2%	UNIVERSITY INTERN CREDENTIALS			
				Education Specialist Instruction Credential	2		
						Mild/Moderate Disabilities	2
				Multiple Subject Teaching Credential	1		
						General Subjects (Examination)	1
				Single Subject Teaching Credential	8		
						Art (Examination)	1
						Biological Sciences (Specialized) (Examination)	2
						Foundational-Level Mathematics (Examination)	1
						Music	1
						Physical Education	1
						Physical Education (Examination)	1
						Social Science (Examination)	1
		5	1.9%	SHORT-TERM STAFF PERMIT			
				Short-Term Staff Permit	5		
						English (Examination)	1
						Foundational-Level Mathematics (Examination)	1
						General Subjects (Examination)	2
						Moderate/Severe Disabilities	1
		1	0.4%	PROVISIONAL INTERNSHIP PERMIT			
				Provisional Internship Permit	1		
						Foundational-Level Mathematics	1

TABLE 5C
Distribution of Intern Credentials, Permits, Credential Waivers by County, School District, Type, and by Subject Area
July 1, 2015 to June 30, 2016

County	Agency	Agency Total	Agency %	Credential Title	Credential Total	Subject Area	Subject Total
		246	93.5%	Fully Credentialed Teachers			
	PATTERSON JOINT UNIFIED SCHOOL DISTRICT Total	263					
STANISLAUS	REYN FRANCA SCHOOL	1		SHORT-TERM STAFF PERMIT			
				Short-Term Staff Permit	1		
						Moderate/Severe Disabilities	1
	REYN FRANCA SCHOOL Total	1					
STANISLAUS	RIVERBANK UNIFIED SCHOOL DISTRICT	5	3.6%	UNIVERSITY INTERN CREDENTIALS			
				Multiple Subject Teaching Credential	3		
						General Subjects (Examination)	3
				Single Subject Teaching Credential	2		
						Biological Sciences (Specialized) (Examination)	1
						Home Economics (Examination)	1
		2	1.5%	LIMITED ASSIGNMENT PERMIT			
				General Education Limited Assignment Multiple Subject	1		
						General Subjects	1
				General Education Limited Assignment Single Subject	1		
						Social Science	1
		6	4.4%	SHORT-TERM STAFF PERMIT			
				Short-Term Staff Permit	6		
						English (Examination)	1
						General Subjects (Examination)	3
						Home Economics (Examination)	1
						Mild/Moderate Disabilities	1
		125	90.6%	Fully Credentialed Teachers			
	RIVERBANK UNIFIED SCHOOL DISTRICT Total	138					
STANISLAUS	SALIDA UNION SCHOOL DISTRICT	1	1.0%	UNIVERSITY INTERN CREDENTIALS			
				Education Specialist Instruction Credential	1		
						Moderate/Severe Disabilities	1
		1	1.0%	SHORT-TERM STAFF PERMIT			
				Short-Term Staff Permit	1		
						General Subjects	1
		99	98.0%	Fully Credentialed Teachers			
	SALIDA UNION SCHOOL DISTRICT Total	101					
STANISLAUS	SIERRA VISTA CHILD & FAMILY SERVICES	4		UNIVERSITY INTERN CREDENTIALS			
				Education Specialist Instruction Credential	4		

TABLE 5C
Distribution of Intern Credentials, Permits, Credential Waivers by County, School District, Type, and by Subject Area
July 1, 2015 to June 30, 2016

County	Agency	Agency Total	Agency %	Credential Title	Credential Total	Subject Area	Subject Total
						Mild/Moderate Disabilities	1
						Moderate/Severe Disabilities	3
		1		PROVISIONAL INTERNSHIP PERMIT			
				Provisional Internship Permit	1		
						Mild/Moderate Disabilities	1
	SIERRA VISTA CHILD & FAMILY SERVICES Total	5					
STANISLAUS	STANISLAUS COUNTY OFFICE OF EDUCATION	6	3.9%	UNIVERSITY INTERN CREDENTIALS			
				Education Specialist Instruction Credential	5		
						Mild/Moderate Disabilities	3
						Moderate/Severe Disabilities	2
				Multiple Subject Teaching Credential	1		
						General Subjects (Examination)	1
		2	1.3%	LIMITED ASSIGNMENT PERMIT			
				General Education Limited Assignment Single Subject	2		
						Mathematics	1
						Science: Biological Sciences	1
		8	5.2%	SHORT-TERM STAFF PERMIT			
				Short-Term Staff Permit	8		
						General Subjects	1
						Mild/Moderate Disabilities	2
						Moderate/Severe Disabilities	3
						Science: Biological Sciences	1
						Social Science	1
		139	89.7%	Fully Credentialed Teachers			
	STANISLAUS COUNTY OFFICE OF EDUCATION Tot	155					
STANISLAUS	STANISLAUS UNION ELEMENTARY SCHOOL DISTI	4	2.8%	UNIVERSITY INTERN CREDENTIALS			
				Education Specialist Instruction Credential	1		
						Mild/Moderate Disabilities	1
				Multiple Subject Teaching Credential	3		
						General Subjects (Examination)	3
		3	2.1%	SHORT-TERM STAFF PERMIT			
				Short-Term Staff Permit	3		
						General Subjects (Examination)	3
		138	95.2%	Fully Credentialed Teachers			
	STANISLAUS UNION ELEMENTARY SCHOOL DISTI	145					

TABLE 5C
Distribution of Intern Credentials, Permits, Credential Waivers by County, School District, Type, and by Subject Area
July 1, 2015 to June 30, 2016

County	Agency	Agency Total	Agency %	Credential Title	Credential Total	Subject Area	Subject Total
STANISLAUS	SYLVAN UNION SCHOOL DISTRICT	10	2.5%	UNIVERSITY INTERN CREDENTIALS			
				Education Specialist Instruction Credential	7		
						Early Childhood Special Education	2
						Mild/Moderate Disabilities	3
						Moderate/Severe Disabilities	3
				Multiple Subject Teaching Credential	2		
						General Subjects (Examination)	2
				Single Subject Teaching Credential	1		
						Art (Examination)	1
		5	1.3%	LIMITED ASSIGNMENT PERMIT			
				General Education Limited Assignment Multiple Subje	1		
						General Subjects	1
				General Education Limited Assignment Single Subject	3		
						Art	1
						Mathematics	1
						Music	1
				Special Education Limited Assignment Teaching Permi	1		
						Early Childhood Special Education	1
		1	0.3%	SHORT-TERM STAFF PERMIT			
				Short-Term Staff Permit	1		
						Science: Biological Sciences (Examination)	1
		384	96.0%	Fully Credentialed Teachers			
	SYLVAN UNION SCHOOL DISTRICT Total	400					
STANISLAUS	TURLOCK UNIFIED SCHOOL DISTRICT	6	1.0%	UNIVERSITY INTERN CREDENTIALS			
				Education Specialist Instruction Credential	6		
						Early Childhood Special Education	1
						Mild/Moderate Disabilities	4
						Moderate/Severe Disabilities	1
		2	0.3%	LIMITED ASSIGNMENT PERMIT			
				General Education Limited Assignment Single Subject	2		
						Industrial and Technology Education	1
						Mathematics	1
						Physical Education	1
		6	1.0%	SHORT-TERM STAFF PERMIT			
				Short-Term Staff Permit	6		

TABLE 5C
Distribution of Intern Credentials, Permits, Credential Waivers by County, School District, Type, and by Subject Area
July 1, 2015 to June 30, 2016

County	Agency	Agency Total	Agency %	Credential Title	Credential Total	Subject Area	Subject Total
						English	1
						Mathematics	1
						Mild/Moderate Disabilities	2
						Music	1
						Science: Biological Sciences	1
		615	97.8%	Fully Credentialed Teachers			
	TURLOCK UNIFIED SCHOOL DISTRICT Total	629					
STANISLAUS	VALLEY HOME JOINT ELEMENTARY	1	14.3%	SHORT-TERM STAFF PERMIT			
				Short-Term Staff Permit	1		
						General Subjects (Examination)	1
		6	85.7%	Fully Credentialed Teachers			
	VALLEY HOME JOINT ELEMENTARY Total	7					
STANISLAUS	WATERFORD UNIFIED SCHOOL DISTRICT	3	1.7%	UNIVERSITY INTERN CREDENTIALS			
				Education Specialist Instruction Credential	2		
						Mild/Moderate Disabilities	2
				Single Subject Teaching Credential	1		
						English (Examination)	1
		1	0.6%	SHORT-TERM STAFF PERMIT			
				Short-Term Staff Permit	1		
						English (Examination)	1
		172	97.7%	Fully Credentialed Teachers			
	WATERFORD UNIFIED SCHOOL DISTRICT Total	176					
SUTTER	LIVE OAK UNIFIED SCHOOL DISTRICT	2	2.4%	UNIVERSITY INTERN CREDENTIALS			
				Education Specialist Instruction Credential	1		
						Mild/Moderate Disabilities	1
				Single Subject Teaching Credential	1		
						English (Examination)	1
		83	97.7%	Fully Credentialed Teachers			
	LIVE OAK UNIFIED SCHOOL DISTRICT Total	85					
SUTTER	MERIDIAN ELEMENTARY	1	0.5%	UNIVERSITY INTERN CREDENTIALS			
				Multiple Subject Teaching Credential	1		
						General Subjects (Examination)	1
		188	99.5%	Fully Credentialed Teachers			
	MERIDIAN ELEMENTARY Total	189					
SUTTER	SUTTER COUNTY OFFICE OF EDUCATION	1	2.1%	UNIVERSITY INTERN CREDENTIALS			

TABLE 5C
Distribution of Intern Credentials, Permits, Credential Waivers by County, School District, Type, and by Subject Area
July 1, 2015 to June 30, 2016

County	Agency	Agency Total	Agency %	Credential Title	Credential Total	Subject Area	Subject Total
				Education Specialist Instruction Credential	1		
						Moderate/Severe Disabilities	1
		2	4.2%	LIMITED ASSIGNMENT PERMIT			
				General Education Limited Assignment Single Subject	1		
						English (Examination)	1
				Special Education Limited Assignment Teaching Permi	1		
						Mild/Moderate Disabilities	1
		2	4.2%	SHORT-TERM STAFF PERMIT			
				Short-Term Staff Permit	2		
						Mild/Moderate Disabilities	1
						Moderate/Severe Disabilities	1
		43	89.6%	Fully Credentialed Teachers			
	SUTTER COUNTY OFFICE OF EDUCATION Total	48					
SUTTER	WINSHIP ELEMENTARY	2	18.2%	SHORT-TERM STAFF PERMIT			
				Short-Term Staff Permit	2		
						General Subjects	2
		9	81.8%	Fully Credentialed Teachers			
	WINSHIP ELEMENTARY Total	11					
SUTTER	YUBA CITY CHARTER SCHOOL	1		SHORT-TERM STAFF PERMIT			
				Short-Term Staff Permit	1		
						General Subjects (Examination)	1
	YUBA CITY CHARTER SCHOOL Total	1					
SUTTER	YUBA CITY UNIFIED SCHOOL DISTRICT	6	0.9%	UNIVERSITY INTERN CREDENTIALS			
				Education Specialist Instruction Credential	1		
						Mild/Moderate Disabilities	1
				Multiple Subject Teaching Credential	3		
						General Subjects (Examination)	3
				Single Subject Teaching Credential	2		
						Physical Education (Examination)	1
						Science: Chemistry (Examination)	1
		2	0.3%	LIMITED ASSIGNMENT PERMIT			
				General Education Limited Assignment Multiple Subje	1		
						General Subjects	1
				General Education Limited Assignment Single Subject	1		
						Home Economics	1

TABLE 5C
Distribution of Intern Credentials, Permits, Credential Waivers by County, School District, Type, and by Subject Area
July 1, 2015 to June 30, 2016

County	Agency	Agency Total	Agency %	Credential Title	Credential Total	Subject Area	Subject Total
		5	0.7%	SHORT-TERM STAFF PERMIT			
				Short-Term Staff Permit	5		
						Foundational-Level Mathematics (Examination)	1
						General Subjects	1
						General Subjects (Examination)	1
						Mild/Moderate Disabilities	1
						Science: Biological Sciences (Examination)	1
		663	98.1%	Fully Credentialed Teachers			
	YUBA CITY UNIFIED SCHOOL DISTRICT Total	676					
TEHAMA	ANTELOPE ELEMENTARY	1	2.9%	SHORT-TERM STAFF PERMIT			
				Short-Term Staff Permit	1		
						General Subjects (Examination)	1
		1	2.9%	PROVISIONAL INTERNSHIP PERMIT			
				Provisional Internship Permit	1		
						Mild/Moderate Disabilities	1
		33	94.3%	Fully Credentialed Teachers			
	ANTELOPE ELEMENTARY Total	35					
TEHAMA	CORNING UNION ELEMENTARY SCHOOL DISTRICT	1	1.0%	LIMITED ASSIGNMENT PERMIT			
				General Education Limited Assignment Multiple Subjects	1		
						General Subjects	1
		1	1.0%	SHORT-TERM STAFF PERMIT			
				Short-Term Staff Permit	1		
						General Subjects (Examination)	1
		94	97.9%	Fully Credentialed Teachers			
	CORNING UNION ELEMENTARY SCHOOL DISTRICT	96					
TEHAMA	CORNING UNION HIGH SCHOOL DISTRICT	1	1.7%	UNIVERSITY INTERN CREDENTIALS			
				Education Specialist Instruction Credential	1		
						Moderate/Severe Disabilities	1
		2	3.5%	SHORT-TERM STAFF PERMIT			
				Short-Term Staff Permit	2		
						English	1
						English (Examination)	1
		55	94.8%	Fully Credentialed Teachers			
	CORNING UNION HIGH SCHOOL DISTRICT Total	58					
TEHAMA	EVERGREEN UNION ELEMENTARY	1	1.9%	LIMITED ASSIGNMENT PERMIT			

TABLE 5C
Distribution of Intern Credentials, Permits, Credential Waivers by County, School District, Type, and by Subject Area
July 1, 2015 to June 30, 2016

County	Agency	Agency Total	Agency %	Credential Title	Credential Total	Subject Area	Subject Total
				General Education Limited Assignment Multiple Subje	1		
						General Subjects	1
		1	1.9%	SHORT-TERM STAFF PERMIT			
				Short-Term Staff Permit	1		
						General Subjects (Examination)	1
		1	1.9%	PROVISIONAL INTERNSHIP PERMIT			
				Provisional Internship Permit	1		
						General Subjects	1
		50	94.3%	Fully Credentialed Teachers			
	EVERGREEN UNION ELEMENTARY Total	53					
TEHAMA	GERBER UNION ELEMENTARY	1	4.6%	UNIVERSITY INTERN CREDENTIALS			
				Education Specialist Instruction Credential	1		
						Mild/Moderate Disabilities	1
		21	95.5%	Fully Credentialed Teachers			
	GERBER UNION ELEMENTARY Total	22					
TEHAMA	LOS MOLINOS UNIFIED	1	3.0%	PROVISIONAL INTERNSHIP PERMIT			
				Provisional Internship Permit	1		
						Mild/Moderate Disabilities	1
		32	97.0%	Fully Credentialed Teachers			
	LOS MOLINOS UNIFIED Total	33					
TEHAMA	RED BLUFF UNION ELEMENTARY SCHOOL DISTRI	3	2.9%	UNIVERSITY INTERN CREDENTIALS			
				Education Specialist Instruction Credential	2		
						Mild/Moderate Disabilities	1
						Moderate/Severe Disabilities	1
				Multiple Subject Teaching Credential	1		
						General Subjects (Examination)	1
		1	1.0%	LIMITED ASSIGNMENT PERMIT			
				General Education Limited Assignment Multiple Subje	1		
						General Subjects	1
		1	1.0%	SHORT-TERM STAFF PERMIT			
				Short-Term Staff Permit	1		
						General Subjects	1
		100	95.2%	Fully Credentialed Teachers			
	RED BLUFF UNION ELEMENTARY SCHOOL DISTRI	105					
TEHAMA	TEHAMA COUNTY OFFICE OF EDUCATION	1	4.6%	UNIVERSITY INTERN CREDENTIALS			

TABLE 5C
Distribution of Intern Credentials, Permits, Credential Waivers by County, School District, Type, and by Subject Area
July 1, 2015 to June 30, 2016

County	Agency	Agency Total	Agency %	Credential Title	Credential Total	Subject Area	Subject Total
				Education Specialist Instruction Credential	1		
						Mild/Moderate Disabilities	1
		1	4.6%	LIMITED ASSIGNMENT PERMIT			
				Special Education Limited Assignment Teaching Permi	1		
						Early Childhood Special Education	1
		20	90.9%	Fully Credentialed Teachers			
	TEHAMA COUNTY OFFICE OF EDUCATION Total	22					
TRINITY	MOUNTAIN VALLEY UNIFIED SCHOOL DISTRICT	1	4.8%	UNIVERSITY INTERN CREDENTIALS			
				Education Specialist Instruction Credential	1		
						Mild/Moderate Disabilities	1
		20	95.2%	Fully Credentialed Teachers			
	MOUNTAIN VALLEY UNIFIED SCHOOL DISTRICT T	21					
TRINITY	TRINITY ALPS UNIFIED	1	2.8%	UNIVERSITY INTERN CREDENTIALS			
				Education Specialist Instruction Credential	1		
						Mild/Moderate Disabilities	1
		1	2.8%	PROVISIONAL INTERNSHIP PERMIT			
				Provisional Internship Permit	1		
						General Subjects	1
		34	94.4%	Fully Credentialed Teachers			
	TRINITY ALPS UNIFIED Total	36					
TULARE	ALLENSWORTH ELEMENTARY	1	20.0%	PROVISIONAL INTERNSHIP PERMIT			
				Provisional Internship Permit	1		
						General Subjects	1
		4	80.0%	Fully Credentialed Teachers			
	ALLENSWORTH ELEMENTARY Total	5					
TULARE	ALPAUGH UNIFIED SCHOOL DISTRICT	1	3.0%	UNIVERSITY INTERN CREDENTIALS			
				Multiple Subject Teaching Credential	1		
						General Subjects (Examination)	1
		1	3.0%	DISTRICT INTERNSHIP CERTIFICATES			
				District Intern Credential / Multiple Subject	1		
						General Subjects (Examination)	1
		2	6.1%	SHORT-TERM STAFF PERMIT			
				Short-Term Staff Permit	2		
						General Subjects (Examination)	2
		2	6.1%	PROVISIONAL INTERNSHIP PERMIT			

TABLE 5C
Distribution of Intern Credentials, Permits, Credential Waivers by County, School District, Type, and by Subject Area
July 1, 2015 to June 30, 2016

County	Agency	Agency Total	Agency %	Credential Title	Credential Total	Subject Area	Subject Total
				Provisional Internship Permit	2		
						General Subjects	2
	ALPAUGH UNIFIED SCHOOL DISTRICT Total	27	81.8%	Fully Credentialed Teachers			
TULARE	ALTA VISTA ELEMENTARY SCHOOL DISTRICT	2	6.9%	PROVISIONAL INTERNSHIP PERMIT			
				Provisional Internship Permit	2		
						General Subjects	1
						Physical Education	1
	ALTA VISTA ELEMENTARY SCHOOL DISTRICT Total	27	93.1%	Fully Credentialed Teachers			
		29					
TULARE	BURTON ELEMENTARY SCHOOL DISTRICT	12	6.2%	UNIVERSITY INTERN CREDENTIALS			
				Education Specialist Instruction Credential	2		
						Mild/Moderate Disabilities	2
				Multiple Subject Teaching Credential	8		
						General Subjects (Examination)	8
				Single Subject Teaching Credential	2		
						Foreign Language: Spanish (Examination)	1
						Science: Biological Sciences (Examination)	1
		4	2.1%	DISTRICT INTERNSHIP CERTIFICATES			
				District Intern Credential / Multiple Subject	1		
						General Subjects (Examination)	1
				District Intern Credential / Single Subject	3		
						Art (Examination)	1
						Foundational-Level Mathematics (Examination)	1
						Mathematics (Examination)	1
		5	2.6%	SHORT-TERM STAFF PERMIT			
				Short-Term Staff Permit	5		
						Foundational-Level Mathematics (Examination)	1
						General Subjects	1
						General Subjects (Examination)	3
		18	9.3%	PROVISIONAL INTERNSHIP PERMIT			
				Provisional Internship Permit	18		
						Art	1
						Business	1
						English	1

TABLE 5C
Distribution of Intern Credentials, Permits, Credential Waivers by County, School District, Type, and by Subject Area
July 1, 2015 to June 30, 2016

County	Agency	Agency Total	Agency %	Credential Title	Credential Total	Subject Area	Subject Total
						Foreign Language: Spanish	1
						General Subjects	12
						Mild/Moderate Disabilities	1
						Science: Biological Sciences	1
						Science: Chemistry	1
		2	1.0%	CREDENTIAL WAIVERS			
				Multiple Subject Teaching Credential	1		
						General Subjects	1
				Single Subject Teaching Credential	1		
						Science: Biological Sciences	1
		153	78.9%	Fully Credentialed Teachers			
	BURTON ELEMENTARY SCHOOL DISTRICT Total	194					
TULARE	COLUMBINE ELEMENTARY SCHOOL DISTRICT	1	11.1%	SHORT-TERM STAFF PERMIT			
				Short-Term Staff Permit	1		
						General Subjects	1
		8	88.9%	Fully Credentialed Teachers			
	COLUMBINE ELEMENTARY SCHOOL DISTRICT Total	9					
TULARE	CRESCENT VALLEY PUBLIC CHARTER	1		SHORT-TERM STAFF PERMIT			
				Short-Term Staff Permit	1		
						Science: Biological Sciences	1
		6		PROVISIONAL INTERNSHIP PERMIT			
				Provisional Internship Permit	6		
						Business	1
						General Subjects	4
						Science: Biological Sciences	1
	CRESCENT VALLEY PUBLIC CHARTER Total	7					
TULARE	CUTLER-OROSI UNIFIED SCHOOL DISTRICT	1	0.5%	UNIVERSITY INTERN CREDENTIALS			
				Single Subject Teaching Credential	1		
						Foundational-Level Mathematics (Examination)	1
		6	3.0%	DISTRICT INTERNSHIP CERTIFICATES			
				District Intern Credential / Multiple Subject	5		
						General Subjects (Examination)	5
				District Intern Credential / Single Subject	1		
						English (Examination)	1
		11	5.4%	SHORT-TERM STAFF PERMIT			

TABLE 5C
Distribution of Intern Credentials, Permits, Credential Waivers by County, School District, Type, and by Subject Area
July 1, 2015 to June 30, 2016

County	Agency	Agency Total	Agency %	Credential Title	Credential Total	Subject Area	Subject Total
				Short-Term Staff Permit	11		
						English	1
						English (Examination)	1
						Foundational-Level General Science (Examination)	1
						General Subjects	3
						General Subjects (Examination)	4
						Mathematics	1
		3	1.5%	PROVISIONAL INTERNSHIP PERMIT			
				Provisional Internship Permit	3		
						General Subjects	3
		182	89.7%	Fully Credentialed Teachers			
	CUTLER-OROSI UNIFIED SCHOOL DISTRICT Total	203					
TULARE	DINUBA UNIFIED SCHOOL DISTRICT	6	2.2%	DISTRICT INTERNSHIP CERTIFICATES			
				District Intern Credential / Multiple Subject	1		
						General Subjects (Examination)	1
				District Intern Credential / Single Subject	5		
						English (Examination)	1
						Foundational-Level Mathematics (Examination)	1
						Mathematics	1
						Physical Education	1
						Science: Chemistry (Examination)	1
		6	2.2%	LIMITED ASSIGNMENT PERMIT			
				General Education Limited Assignment Multiple Subject	2		
						General Subjects	2
				General Education Limited Assignment Single Subject	3		
						English	2
						Science: Chemistry	1
				Special Education Limited Assignment Teaching Permit	1		
						Mild/Moderate Disabilities	1
		9	3.3%	SHORT-TERM STAFF PERMIT			
				Short-Term Staff Permit	9		
						English (Examination)	1
						Foundational-Level Mathematics (Examination)	1
						General Subjects (Examination)	4
						Mathematics	1

TABLE 5C
Distribution of Intern Credentials, Permits, Credential Waivers by County, School District, Type, and by Subject Area
July 1, 2015 to June 30, 2016

County	Agency	Agency Total	Agency %	Credential Title	Credential Total	Subject Area	Subject Total
						Physical Education	1
						Physical Education (Examination)	1
		5	1.8%	PROVISIONAL INTERNSHIP PERMIT			
				Provisional Internship Permit	5		
						English	2
						General Subjects	2
						Social Science	1
		3	1.1%	CREDENTIAL WAIVERS			
				Single Subject Teaching Credential	3		
						Mathematics	1
						Science: Biological Sciences	2
		245	89.4%	Fully Credentialed Teachers			
	DINUBA UNIFIED SCHOOL DISTRICT Total	274					
TULARE	DUCOR UNION ELEMENTARY SCHOOL DISTRICT	3	33.3%	SHORT-TERM STAFF PERMIT			
				Short-Term Staff Permit	3		
						Foundational-Level Mathematics (Examination)	1
						Mathematics	1
						Science: Biological Sciences	1
		6	66.7%	Fully Credentialed Teachers			
	DUCOR UNION ELEMENTARY SCHOOL DISTRICT	9					
TULARE	EARLIMART ELEMENTARY SCHOOL DISTRICT	1	1.0%	UNIVERSITY INTERN CREDENTIALS			
				Multiple Subject Teaching Credential	1		
						General Subjects (Examination)	1
		2	2.0%	LIMITED ASSIGNMENT PERMIT			
				General Education Limited Assignment Multiple Subje	2		
						General Subjects	2
		2	2.0%	SHORT-TERM STAFF PERMIT			
				Short-Term Staff Permit	2		
						General Subjects (Examination)	2
		5	5.0%	PROVISIONAL INTERNSHIP PERMIT			
				Provisional Internship Permit	5		
						General Subjects	5
		1	1.0%	CREDENTIAL WAIVERS			
				Multiple Subject Teaching Credential	1		
						General Subjects	1

TABLE 5C
Distribution of Intern Credentials, Permits, Credential Waivers by County, School District, Type, and by Subject Area
July 1, 2015 to June 30, 2016

County	Agency	Agency Total	Agency %	Credential Title	Credential Total	Subject Area	Subject Total
		89	89.0%	Fully Credentialed Teachers			
	EARLIMART ELEMENTARY SCHOOL DISTRICT Total	100					
TULARE	EXETER UNIFIED SCHOOL DISTRICT	4	3.0%	UNIVERSITY INTERN CREDENTIALS			
				Multiple Subject Teaching Credential	3		
						General Subjects (Examination)	3
				Single Subject Teaching Credential	1		
						English (Examination)	1
		2	1.5%	LIMITED ASSIGNMENT PERMIT			
				General Education Limited Assignment Single Subject	1		
						Mathematics	1
				Special Education Limited Assignment Teaching Permit	1		
						Early Childhood Special Education	1
		5	3.8%	SHORT-TERM STAFF PERMIT			
				Short-Term Staff Permit	5		
						Business (Examination)	1
						English	1
						General Subjects	1
						General Subjects (Examination)	1
						Mathematics	1
		3	2.3%	PROVISIONAL INTERNSHIP PERMIT			
				Provisional Internship Permit	3		
						Foreign Language: Spanish	1
						General Subjects	2
		118	89.4%	Fully Credentialed Teachers			
	EXETER UNIFIED SCHOOL DISTRICT Total	132					
TULARE	FARMERSVILLE UNIFIED SCHOOL DISTRICT	1	0.8%	LIMITED ASSIGNMENT PERMIT			
				General Education Limited Assignment Single Subject	1		
						Music	1
		1	0.8%	SHORT-TERM STAFF PERMIT			
				Short-Term Staff Permit	1		
						General Subjects (Examination)	1
		117	98.3%	Fully Credentialed Teachers			
	FARMERSVILLE UNIFIED SCHOOL DISTRICT Total	119					
TULARE	HOPE ELEMENTARY SCHOOL DISTRICT	1	9.1%	DISTRICT INTERNSHIP CERTIFICATES			
				District Intern Credential / Multiple Subject	1		

TABLE 5C
Distribution of Intern Credentials, Permits, Credential Waivers by County, School District, Type, and by Subject Area
July 1, 2015 to June 30, 2016

County	Agency	Agency Total	Agency %	Credential Title	Credential Total	Subject Area	Subject Total
						General Subjects (Examination)	1
		2	18.2%	SHORT-TERM STAFF PERMIT			
				Short-Term Staff Permit	2		
						General Subjects	2
		8	72.7%	Fully Credentialed Teachers			
	HOPE ELEMENTARY SCHOOL DISTRICT Total	11					
TULARE	LIBERTY ELEMENTARY SCHOOL DISTRICT	2	8.3%	UNIVERSITY INTERN CREDENTIALS			
				Multiple Subject Teaching Credential	2		
						General Subjects (Examination)	2
		1	4.2%	DISTRICT INTERNSHIP CERTIFICATES			
				District Intern Credential / Multiple Subject	1		
						General Subjects (Examination)	1
		2	8.3%	SHORT-TERM STAFF PERMIT			
				Short-Term Staff Permit	2		
						General Subjects	1
						General Subjects (Examination)	1
		1	4.2%	PROVISIONAL INTERNSHIP PERMIT			
				Provisional Internship Permit	1		
						General Subjects	1
		18	75.0%	Fully Credentialed Teachers			
	LIBERTY ELEMENTARY SCHOOL DISTRICT Total	24					
TULARE	LINDSAY UNIFIED SCHOOL DISTRICT	4	2.1%	UNIVERSITY INTERN CREDENTIALS			
				Multiple Subject Teaching Credential	2		
						General Subjects (Examination)	2
						Single Subject Teaching Credential	2
						Biological Sciences (Specialized) (Examination)	1
						English (Examination)	1
		5	2.6%	DISTRICT INTERNSHIP CERTIFICATES			
				District Intern Credential / Ed. Specialist	1		
						Mild/Moderate Disabilities	1
				District Intern Credential / Multiple Subject	2		
						General Subjects (Examination)	2
				District Intern Credential / Single Subject	2		
						English	1
						Foreign Language: Spanish	1

TABLE 5C
Distribution of Intern Credentials, Permits, Credential Waivers by County, School District, Type, and by Subject Area
July 1, 2015 to June 30, 2016

County	Agency	Agency Total	Agency %	Credential Title	Credential Total	Subject Area	Subject Total
		6	3.1%	SHORT-TERM STAFF PERMIT			
				Short-Term Staff Permit	6		
						General Subjects	5
						General Subjects (Examination)	1
		1	0.5%	PROVISIONAL INTERNSHIP PERMIT			
				Provisional Internship Permit	1		
						English	1
		1	0.5%	CREDENTIAL WAIVERS			
				Single Subject Teaching Credential	1		
						Foreign Language: Spanish	1
		174	91.1%	Fully Credentialed Teachers			
	LINDSAY UNIFIED SCHOOL DISTRICT Total	191					
TULARE	MONSON-SULTANA JOINT UNION ELEMENTARY	1	5.3%	PROVISIONAL INTERNSHIP PERMIT			
				Provisional Internship Permit	1		
						General Subjects	1
		18	94.7%	Fully Credentialed Teachers			
	MONSON-SULTANA JOINT UNION ELEMENTARY	19					
TULARE	OAK VALLEY UNION ELEMENTARY SCHOOL DISTRICT	1	3.9%	DISTRICT INTERNSHIP CERTIFICATES			
				District Intern Credential / Multiple Subject	1		
						General Subjects (Examination)	1
		25	96.2%	Fully Credentialed Teachers			
	OAK VALLEY UNION ELEMENTARY SCHOOL DISTRICT	26					
TULARE	PALO VERDE UNION ELEMENTARY SCHOOL DISTRICT	1	4.6%	SHORT-TERM STAFF PERMIT			
				Short-Term Staff Permit	1		
						General Subjects (Examination)	1
		1	4.6%	PROVISIONAL INTERNSHIP PERMIT			
				Provisional Internship Permit	1		
						English	1
		20	90.9%	Fully Credentialed Teachers			
	PALO VERDE UNION ELEMENTARY SCHOOL DISTRICT	22					
TULARE	PIXLEY UNION ELEMENTARY SCHOOL DISTRICT	2	3.7%	DISTRICT INTERNSHIP CERTIFICATES			
				District Intern Credential / Multiple Subject	2		
						General Subjects (Examination)	2
		2	3.7%	LIMITED ASSIGNMENT PERMIT			
				General Education Limited Assignment Single Subject	2		

TABLE 5C
Distribution of Intern Credentials, Permits, Credential Waivers by County, School District, Type, and by Subject Area
July 1, 2015 to June 30, 2016

County	Agency	Agency Total	Agency %	Credential Title	Credential Total	Subject Area	Subject Total
						Mathematics	1
						Physical Education	1
		2	3.7%	SHORT-TERM STAFF PERMIT			
				Short-Term Staff Permit	2		
						General Subjects (Examination)	1
						Social Science	1
		4	7.4%	PROVISIONAL INTERNSHIP PERMIT			
				Provisional Internship Permit	4		
						General Subjects	4
		44	81.5%	Fully Credentialed Teachers			
	PIXLEY UNION ELEMENTARY SCHOOL DISTRICT	54					
TULARE	PLEASANT VIEW ELEMENTARY SCHOOL DISTRICT	2	8.3%	UNIVERSITY INTERN CREDENTIALS			
				Multiple Subject Teaching Credential	2		
						General Subjects (Examination)	2
		5	20.8%	SHORT-TERM STAFF PERMIT			
				Short-Term Staff Permit	5		
						General Subjects	5
		3	12.5%	PROVISIONAL INTERNSHIP PERMIT			
				Provisional Internship Permit	3		
						General Subjects	3
		14	58.3%	Fully Credentialed Teachers			
	PLEASANT VIEW ELEMENTARY SCHOOL DISTRICT	24					
TULARE	PORTERVILLE UNIFIED SCHOOL DISTRICT	9	1.4%	UNIVERSITY INTERN CREDENTIALS			
				Education Specialist Instruction Credential	1		
						Mild/Moderate Disabilities	1
				Multiple Subject Teaching Credential	3		
						General Subjects (Examination)	3
				Single Subject Teaching Credential	5		
						Biological Sciences (Specialized) (Examination)	1
						Foreign Language: Spanish	1
						Mathematics	1
						Music (Examination)	1
						Physical Education	1
		11	1.8%	DISTRICT INTERNSHIP CERTIFICATES			
				District Intern Credential / Ed. Specialist	2		

TABLE 5C
Distribution of Intern Credentials, Permits, Credential Waivers by County, School District, Type, and by Subject Area
July 1, 2015 to June 30, 2016

County	Agency	Agency Total	Agency %	Credential Title	Credential Total	Subject Area	Subject Total
						Mild/Moderate Disabilities	2
				District Intern Credential / Multiple Subject	2		
						General Subjects (Examination)	2
				District Intern Credential / Single Subject	7		
						Business (Examination)	1
						English (Examination)	1
						Foundational-Level General Science (Examination)	1
						Mathematics (Examination)	1
						Science: Biological Sciences (Examination)	2
						Social Science (Examination)	1
		1	0.2%	LIMITED ASSIGNMENT PERMIT			
				Special Education Limited Assignment Teaching Permit	1		
						Mild/Moderate Disabilities	1
		18	2.9%	SHORT-TERM STAFF PERMIT			
				Short-Term Staff Permit	18		
						Art	1
						English	2
						English (Examination)	1
						General Subjects	6
						General Subjects (Examination)	3
						Industrial and Technology Education	1
						Mathematics	1
						Physical Education	1
						Science: Biological Sciences (Examination)	1
						Science: Geosciences (Examination)	1
						Science: Physics	1
		13	2.1%	PROVISIONAL INTERNSHIP PERMIT			
				Provisional Internship Permit	13		
						Business	1
						General Subjects	9
						Mild/Moderate Disabilities	1
						Physical Education	1
						Social Science	1
		1	0.2%	CREDENTIAL WAIVERS			
				Single Subject Teaching Credential	1		

TABLE 5C
Distribution of Intern Credentials, Permits, Credential Waivers by County, School District, Type, and by Subject Area
July 1, 2015 to June 30, 2016

County	Agency	Agency Total	Agency %	Credential Title	Credential Total	Subject Area	Subject Total
						Music	1
		574	91.6%	Fully Credentialed Teachers			
	PORTERVILLE UNIFIED SCHOOL DISTRICT Total	627					
TULARE	RICHGROVE ELEMENTARY SCHOOL DISTRICT	1	3.6%	UNIVERSITY INTERN CREDENTIALS			
				Education Specialist Instruction Credential	1		
						Mild/Moderate Disabilities	1
		1	3.6%	SHORT-TERM STAFF PERMIT			
				Short-Term Staff Permit	1		
						General Subjects	1
		26	92.9%	Fully Credentialed Teachers			
	RICHGROVE ELEMENTARY SCHOOL DISTRICT Tot	28					
TULARE	ROCKFORD ELEMENTARY SCHOOL DISTRICT	1	5.6%	DISTRICT INTERNSHIP CERTIFICATES			
				District Intern Credential / Multiple Subject	1		
						General Subjects (Examination)	1
		3	16.7%	SHORT-TERM STAFF PERMIT			
				Short-Term Staff Permit	3		
						English	1
						General Subjects	1
						General Subjects (Examination)	1
		5	27.8%	PROVISIONAL INTERNSHIP PERMIT			
				Provisional Internship Permit	5		
						English	1
						General Subjects	4
						Social Science	1
		9	50.0%	Fully Credentialed Teachers			
	ROCKFORD ELEMENTARY SCHOOL DISTRICT Total	18					
TULARE	SEQUOIA UNION ELEMENTARY SCHOOL DISTRICT	1		UNIVERSITY INTERN CREDENTIALS			
				Multiple Subject Teaching Credential	1		
						General Subjects (Examination)	1
	SEQUOIA UNION ELEMENTARY SCHOOL DISTRICT	1					
TULARE	STONE CORRAL ELEMENTARY SCHOOL DISTRICT	1	3.5%	UNIVERSITY INTERN CREDENTIALS			
				Single Subject Teaching Credential	1		
						Social Science (Examination)	1
		1	3.5%	PROVISIONAL INTERNSHIP PERMIT			
				Provisional Internship Permit	1		

TABLE 5C
Distribution of Intern Credentials, Permits, Credential Waivers by County, School District, Type, and by Subject Area
July 1, 2015 to June 30, 2016

County	Agency	Agency Total	Agency %	Credential Title	Credential Total	Subject Area	Subject Total
						General Subjects	1
		27	93.1%	Fully Credentialed Teachers			
	STONE CORRAL ELEMENTARY SCHOOL DISTRICT	29					
TULARE	STRATHMORE UNION ELEMENTARY SCHOOL DIS	1	2.6%	SHORT-TERM STAFF PERMIT			
				Short-Term Staff Permit	1		
						Physical Education	1
		38	97.4%	Fully Credentialed Teachers			
	STRATHMORE UNION ELEMENTARY SCHOOL DIS	39					
TULARE	SUNDALE UNION ELEMENTARY SCHOOL DISTRIC	1	2.9%	DISTRICT INTERNSHIP CERTIFICATES			
				District Intern Credential / Multiple Subject	1		
						General Subjects (Examination)	1
		1	2.9%	SHORT-TERM STAFF PERMIT			
				Short-Term Staff Permit	1		
						General Subjects	1
		32	94.1%	Fully Credentialed Teachers			
	SUNDALE UNION ELEMENTARY SCHOOL DISTRIC	34					
TULARE	SUNNYSIDE UNION ELEMENTARY SCHOOL DISTR	1	5.9%	UNIVERSITY INTERN CREDENTIALS			
				Single Subject Teaching Credential	1		
						English (Examination)	1
		1	5.9%	PROVISIONAL INTERNSHIP PERMIT			
				Provisional Internship Permit	1		
						Science: Biological Sciences	1
		15	88.2%	Fully Credentialed Teachers			
	SUNNYSIDE UNION ELEMENTARY SCHOOL DISTR	17					
TULARE	SYCAMORE VALLEY ACADEMY	1		DISTRICT INTERNSHIP CERTIFICATES			
				District Intern Credential / Multiple Subject	1		
						General Subjects (Examination)	1
		1		SHORT-TERM STAFF PERMIT			
				Short-Term Staff Permit	1		
						General Subjects	1
	SYCAMORE VALLEY ACADEMY Total	2					
TULARE	TERRA BELLA UNION ELEMENTARY SCHOOL DIST	1	2.4%	UNIVERSITY INTERN CREDENTIALS			
				Multiple Subject Teaching Credential	1		
						General Subjects (Examination)	1
		1	2.4%	SHORT-TERM STAFF PERMIT			

TABLE 5C
Distribution of Intern Credentials, Permits, Credential Waivers by County, School District, Type, and by Subject Area
July 1, 2015 to June 30, 2016

County	Agency	Agency Total	Agency %	Credential Title	Credential Total	Subject Area	Subject Total
				Short-Term Staff Permit	1		
						General Subjects (Examination)	1
		39	95.1%	Fully Credentialed Teachers			
	TERRA BELLA UNION ELEMENTARY SCHOOL DIST	41					
TULARE	THREE RIVERS UNION ELEMENTARY SCHOOL DIS	1	11.1%	DISTRICT INTERNSHIP CERTIFICATES			
				District Intern Credential / Multiple Subject	1		
						General Subjects (Examination)	1
		8	88.9%	Fully Credentialed Teachers			
	THREE RIVERS UNION ELEMENTARY SCHOOL DIS	9					
TULARE	TULARE CITY ELEMENTARY SCHOOL DISTRICT	1	0.2%	UNIVERSITY INTERN CREDENTIALS			
				Single Subject Teaching Credential	1		
						Foundational-Level General Science (Examination)	1
		3	0.7%	DISTRICT INTERNSHIP CERTIFICATES			
				District Intern Credential / Ed. Specialist	2		
						Mild/Moderate Disabilities	2
						Moderate/Severe Disabilities	1
				District Intern Credential / Single Subject	1		
						Physical Education	1
		4	0.9%	SHORT-TERM STAFF PERMIT			
				Short-Term Staff Permit	4		
						General Subjects	1
						General Subjects (Examination)	2
						Physical Education	1
		446	98.2%	Fully Credentialed Teachers			
	TULARE CITY ELEMENTARY SCHOOL DISTRICT To	454					
TULARE	TULARE COUNTY OFFICE OF EDUCATION	5	2.4%	UNIVERSITY INTERN CREDENTIALS			
				Education Specialist Instruction Credential	2		
						Early Childhood Special Education	1
						Moderate/Severe Disabilities	1
				Multiple Subject Teaching Credential	2		
						General Subjects (Examination)	2
				Single Subject Teaching Credential	1		
						Foreign Language: Spanish (Examination)	1
		4	1.9%	DISTRICT INTERNSHIP CERTIFICATES			
				District Intern Credential / Ed. Specialist	4		

TABLE 5C
Distribution of Intern Credentials, Permits, Credential Waivers by County, School District, Type, and by Subject Area
July 1, 2015 to June 30, 2016

County	Agency	Agency Total	Agency %	Credential Title	Credential Total	Subject Area	Subject Total
						Mild/Moderate Disabilities	2
						Moderate/Severe Disabilities	2
		2	1.0%	LIMITED ASSIGNMENT PERMIT			
				Special Education Limited Assignment Teaching Permi	2		
						Early Childhood Special Education	2
		3	1.5%	SHORT-TERM STAFF PERMIT			
				Short-Term Staff Permit	3		
						Foreign Language: Spanish	1
						Mild/Moderate Disabilities	1
						Moderate/Severe Disabilities	1
		3	1.5%	PROVISIONAL INTERNSHIP PERMIT			
				Provisional Internship Permit	3		
						Mild/Moderate Disabilities	1
						Moderate/Severe Disabilities	2
		1	0.5%	CREDENTIAL WAIVERS			
				Single Subject Teaching Credential	1		
						Science: Biological Sciences	1
						Science: Geosciences	1
		189	91.3%	Fully Credentialed Teachers			
	TULARE COUNTY OFFICE OF EDUCATION Total	207					
TULARE	TULARE JOINT UNION HIGH SCHOOL DISTRICT	2	0.9%	UNIVERSITY INTERN CREDENTIALS			
				Single Subject Teaching Credential	2		
						Art (Examination)	1
						English (Examination)	1
		3	1.3%	DISTRICT INTERNSHIP CERTIFICATES			
				District Intern Credential / Single Subject	3		
						English (Examination)	2
						Science: Biological Sciences (Examination)	1
		2	0.9%	SHORT-TERM STAFF PERMIT			
				Short-Term Staff Permit	2		
						English	1
						English (Examination)	1
		229	97.0%	Fully Credentialed Teachers			
	TULARE JOINT UNION HIGH SCHOOL DISTRICT TO	236					
TULARE	VALLEY LIFE CHARTER	1		SHORT-TERM STAFF PERMIT			

TABLE 5C
Distribution of Intern Credentials, Permits, Credential Waivers by County, School District, Type, and by Subject Area
July 1, 2015 to June 30, 2016

County	Agency	Agency Total	Agency %	Credential Title	Credential Total	Subject Area	Subject Total
				Short-Term Staff Permit	1		
						General Subjects (Examination)	1
		2		PROVISIONAL INTERNSHIP PERMIT			
				Provisional Internship Permit	2		
						General Subjects	2
	VALLEY LIFE CHARTER Total	3					
TULARE	VISALIA UNIFIED SCHOOL DISTRICT	15	1.2%	UNIVERSITY INTERN CREDENTIALS			
				Education Specialist Instruction Credential	4		
						Mild/Moderate Disabilities	4
				Multiple Subject Teaching Credential	9		
						General Subjects (Examination)	9
				Single Subject Teaching Credential	2		
						English (Examination)	1
						Music	1
		26	2.1%	DISTRICT INTERNSHIP CERTIFICATES			
				District Intern Credential / Ed. Specialist	6		
						Early Childhood Special Education	1
						Mild/Moderate Disabilities	5
				District Intern Credential / Multiple Subject	6		
						General Subjects (Examination)	6
				District Intern Credential / Single Subject	14		
						Art (Examination)	1
						Business	1
						English (Examination)	2
						Foreign Language: French (Examination)	1
						Foreign Language: Spanish	1
						Mathematics (Examination)	1
						Music (Examination)	1
						Physical Education (Examination)	2
						Science: Biological Sciences (Examination)	1
						Science: Chemistry (Examination)	1
						Social Science	1
						Social Science (Examination)	1
		4	0.3%	LIMITED ASSIGNMENT PERMIT			
				General Education Limited Assignment Single Subject	2		

TABLE 5C
Distribution of Intern Credentials, Permits, Credential Waivers by County, School District, Type, and by Subject Area
July 1, 2015 to June 30, 2016

County	Agency	Agency Total	Agency %	Credential Title	Credential Total	Subject Area	Subject Total
						Mathematics	1
						Music	1
				Special Education Limited Assignment Teaching Permi	2		
						Moderate/Severe Disabilities	2
		35	2.9%	SHORT-TERM STAFF PERMIT			
				Short-Term Staff Permit	35		
						Early Childhood Special Education	1
						English (Examination)	1
						Foreign Language: French	1
						Foreign Language: Spanish	2
						Foundational-Level Mathematics	1
						General Subjects	5
						General Subjects (Examination)	13
						Mathematics	2
						Mathematics (Examination)	1
						Mild/Moderate Disabilities	5
						Moderate/Severe Disabilities	3
						Music	1
						Music (Examination)	1
						Science: Biological Sciences	1
		28	2.3%	PROVISIONAL INTERNSHIP PERMIT			
				Provisional Internship Permit	28		
						English	2
						General Subjects	14
						Mild/Moderate Disabilities	10
						Moderate/Severe Disabilities	7
						Physical Education	2
		5	0.4%	CREDENTIAL WAIVERS			
				Single Subject Teaching Credential	5		
						Mathematics	2
						Science: Biological Sciences	3
		1106	90.7%	Fully Credentialed Teachers			
	VISALIA UNIFIED SCHOOL DISTRICT Total	1219					
TULARE	WAUKENA JOINT UNION ELEMENTARY	2	16.7%	SHORT-TERM STAFF PERMIT			
				Short-Term Staff Permit	2		2

TABLE 5C
Distribution of Intern Credentials, Permits, Credential Waivers by County, School District, Type, and by Subject Area
July 1, 2015 to June 30, 2016

County	Agency	Agency Total	Agency %	Credential Title	Credential Total	Subject Area	Subject Total
						General Subjects	1
						General Subjects (Examination)	1
		10	83.3%	Fully Credentialed Teachers			
	WAUKENA JOINT UNION ELEMENTARY Total	12					
TULARE	WOODLAKE UNIFIED SCHOOL DISTRICT	3	2.8%	UNIVERSITY INTERN CREDENTIALS			
				Multiple Subject Teaching Credential	1		
						General Subjects (Examination)	1
				Single Subject Teaching Credential	2		
						English (Examination)	1
						Foreign Language: Spanish (Examination)	1
		3	2.8%	DISTRICT INTERNSHIP CERTIFICATES			
				District Intern Credential / Multiple Subject	1		
						General Subjects (Examination)	1
				District Intern Credential / Single Subject	2		
						Art (Examination)	1
						Mathematics	1
		8	7.6%	SHORT-TERM STAFF PERMIT			
				Short-Term Staff Permit	8		
						Art	1
						English	1
						English (Examination)	1
						General Subjects	3
						Physical Education	1
						Science: Biological Sciences	1
		3	2.8%	PROVISIONAL INTERNSHIP PERMIT			
				Provisional Internship Permit	3		
						English	1
						General Subjects	1
						Mild/Moderate Disabilities	1
						Moderate/Severe Disabilities	1
		1	0.9%	CREDENTIAL WAIVERS			
				Single Subject Teaching Credential	1		
						Foreign Language: Spanish	1
		88	83.0%	Fully Credentialed Teachers			
	WOODLAKE UNIFIED SCHOOL DISTRICT Total	106					

TABLE 5C
Distribution of Intern Credentials, Permits, Credential Waivers by County, School District, Type, and by Subject Area
July 1, 2015 to June 30, 2016

County	Agency	Agency Total	Agency %	Credential Title	Credential Total	Subject Area	Subject Total
TULARE	WOODVILLE ELEMENTARY SCHOOL DISTRICT	1	3.7%	UNIVERSITY INTERN CREDENTIALS			
				Multiple Subject Teaching Credential	1		
						General Subjects (Examination)	1
		2	7.4%	PROVISIONAL INTERNSHIP PERMIT			
				Provisional Internship Permit	2		
						General Subjects	1
						Physical Education	1
		1	3.7%	CREDENTIAL WAIVERS			
				Multiple Subject Teaching Credential	1		
						General Subjects	1
		23	85.2%	Fully Credentialed Teachers			
	WOODVILLE ELEMENTARY SCHOOL DISTRICT Total	27					
TUOLUMNE	BIG OAK FLAT-GROVELAND UNIFIED	1	5.0%	SHORT-TERM STAFF PERMIT			
				Short-Term Staff Permit	1		
						Science: Biological Sciences	1
		19	95.0%	Fully Credentialed Teachers			
	BIG OAK FLAT-GROVELAND UNIFIED Total	20					
TUOLUMNE	CURTIS CREEK ELEMENTARY	2	7.4%	UNIVERSITY INTERN CREDENTIALS			
				Education Specialist Instruction Credential	1		
						Mild/Moderate Disabilities	1
				Multiple Subject Teaching Credential	1		
						General Subjects (Examination)	1
		1	3.7%	LIMITED ASSIGNMENT PERMIT			
				Special Education Limited Assignment Teaching Permit	1		
						Mild/Moderate Disabilities	1
		24	88.9%	Fully Credentialed Teachers			
	CURTIS CREEK ELEMENTARY Total	27					
TUOLUMNE	FOOTHILL LEADERSHIP ACADEMY	1		UNIVERSITY INTERN CREDENTIALS			
				Multiple Subject Teaching Credential	1		
						General Subjects (Examination)	1
	FOOTHILL LEADERSHIP ACADEMY Total	1					
TUOLUMNE	JAMESTOWN ELEMENTARY	1	3.9%	SHORT-TERM STAFF PERMIT			
				Short-Term Staff Permit	1		
						Mild/Moderate Disabilities	1
		25	96.2%	Fully Credentialed Teachers			

TABLE 5C
Distribution of Intern Credentials, Permits, Credential Waivers by County, School District, Type, and by Subject Area
July 1, 2015 to June 30, 2016

County	Agency	Agency Total	Agency %	Credential Title	Credential Total	Subject Area	Subject Total
	JAMESTOWN ELEMENTARY Total	26					
TUOLUMNE	SONORA UNION HIGH	2	4.0%	SHORT-TERM STAFF PERMIT			
				Short-Term Staff Permit	2		
						Mathematics	1
						Mild/Moderate Disabilities	1
		48	96.0%	Fully Credentialed Teachers			
	SONORA UNION HIGH Total	50					
TUOLUMNE	SOULSBYVILLE ELEMENTARY	1	3.9%	UNIVERSITY INTERN CREDENTIALS			
				Multiple Subject Teaching Credential	1		
						General Subjects (Examination)	1
		25	96.2%	Fully Credentialed Teachers			
	SOULSBYVILLE ELEMENTARY Total	26					
TUOLUMNE	SUMMERVILLE ELEMENTARY SCHOOL DISTRICT	1	5.6%	UNIVERSITY INTERN CREDENTIALS			
				Education Specialist Instruction Credential	1		
						Mild/Moderate Disabilities	1
		17	94.4%	Fully Credentialed Teachers			
	SUMMERVILLE ELEMENTARY SCHOOL DISTRICT	18					
TUOLUMNE	TUOLUMNE COUNTY OFFICE OF EDUCATION	3		UNIVERSITY INTERN CREDENTIALS			
				Education Specialist Instruction Credential	3		
						Early Childhood Special Education	1
						Mild/Moderate Disabilities	1
						Moderate/Severe Disabilities	1
		1		LIMITED ASSIGNMENT PERMIT			
				Special Education Limited Assignment Teaching Permi	1		
						Early Childhood Special Education	1
		1		PROVISIONAL INTERNSHIP PERMIT			
				Provisional Internship Permit	1		
						Moderate/Severe Disabilities	1
	TUOLUMNE COUNTY OFFICE OF EDUCATION Tot	5					
VENTURA	BRIGGS ELEMENTARY	1	3.7%	SHORT-TERM STAFF PERMIT			
				Short-Term Staff Permit	1		
						Mild/Moderate Disabilities	1
		26	96.3%	Fully Credentialed Teachers			
	BRIGGS ELEMENTARY Total	27					
VENTURA	CONEJO VALLEY UNIFIED SCHOOL DISTRICT	1	0.1%	UNIVERSITY INTERN CREDENTIALS			

TABLE 5C
Distribution of Intern Credentials, Permits, Credential Waivers by County, School District, Type, and by Subject Area
July 1, 2015 to June 30, 2016

County	Agency	Agency Total	Agency %	Credential Title	Credential Total	Subject Area	Subject Total
				Single Subject Teaching Credential	1		
						English (Examination)	1
		5	0.6%	LIMITED ASSIGNMENT PERMIT			
				General Education Limited Assignment Single Subject	5		
						Foreign Language: Spanish (Examination)	1
						Foundational-Level General Science	4
						Foundational-Level Mathematics	1
		1	0.1%	CREDENTIAL WAIVERS			
				Education Specialist Instruction Credential	1		
						Mild/Moderate Disabilities	1
		842	99.2%	Fully Credentialed Teachers			
	CONEJO VALLEY UNIFIED SCHOOL DISTRICT Total	849					
VENTURA	FILLMORE UNIFIED SCHOOL DISTRICT	1	0.6%	UNIVERSITY INTERN CREDENTIALS			
				Education Specialist Instruction Credential	1		
						Mild/Moderate Disabilities	1
		171	99.4%	Fully Credentialed Teachers			
	FILLMORE UNIFIED SCHOOL DISTRICT Total	172					
VENTURA	HUENEME SCHOOL DISTRICT	2	0.6%	UNIVERSITY INTERN CREDENTIALS			
				Education Specialist Instruction Credential	1		
						Mild/Moderate Disabilities	1
				Single Subject Teaching Credential	1		
						Mathematics	1
		1	0.3%	LIMITED ASSIGNMENT PERMIT			
				Special Education Limited Assignment Teaching Permi	1		
						Mild/Moderate Disabilities	1
		1	0.3%	CREDENTIAL WAIVERS			
				Single Subject Teaching Credential	1		
						Music	1
		345	98.9%	Fully Credentialed Teachers			
	HUENEME SCHOOL DISTRICT Total	349					
VENTURA	MOORPARK UNIFIED SCHOOL DISTRICT	1	0.3%	UNIVERSITY INTERN CREDENTIALS			
				Education Specialist Instruction Credential	1		
						Mild/Moderate Disabilities	1
		3	1.0%	LIMITED ASSIGNMENT PERMIT			
				General Education Limited Assignment Single Subject	2		

TABLE 5C
Distribution of Intern Credentials, Permits, Credential Waivers by County, School District, Type, and by Subject Area
July 1, 2015 to June 30, 2016

County	Agency	Agency Total	Agency %	Credential Title	Credential Total	Subject Area	Subject Total
						World Language: English Language Development	2
				Special Education Limited Assignment Teaching Permit	1		
						Early Childhood Special Education	1
		308	98.7%	Fully Credentialed Teachers			
	MOORPARK UNIFIED SCHOOL DISTRICT Total	312					
VENTURA	OAK PARK UNIFIED SCHOOL DISTRICT	1	0.5%	LIMITED ASSIGNMENT PERMIT			
				General Education Limited Assignment Single Subject	1		
						Physical Education	1
		196	99.5%	Fully Credentialed Teachers			
	OAK PARK UNIFIED SCHOOL DISTRICT Total	197					
VENTURA	OJAI UNIFIED SCHOOL DISTRICT	1	0.9%	UNIVERSITY INTERN CREDENTIALS			
				Education Specialist Instruction Credential	1		
						Mild/Moderate Disabilities	1
		2	1.7%	LIMITED ASSIGNMENT PERMIT			
				General Education Limited Assignment Single Subject	1		
						Science: Geosciences	1
				Special Education Limited Assignment Teaching Permit	1		
						Moderate/Severe Disabilities	1
		5	4.3%	PROVISIONAL INTERNSHIP PERMIT			
				Provisional Internship Permit	5		
						General Subjects	2
						Moderate/Severe Disabilities	1
						Physical Education	1
						Science: Biological Sciences	1
		1	0.9%	CREDENTIAL WAIVERS			
				Education Specialist Instruction Credential	1		
						Mild/Moderate Disabilities	1
						Moderate/Severe Disabilities	1
		107	92.2%	Fully Credentialed Teachers			
	OJAI UNIFIED SCHOOL DISTRICT Total	116					
VENTURA	OXNARD ELEMENTARY SCHOOL DISTRICT	1	0.1%	UNIVERSITY INTERN CREDENTIALS			
				Single Subject Teaching Credential	1		
						Mathematics	1
		1	0.1%	LIMITED ASSIGNMENT PERMIT			
				Special Education Limited Assignment Teaching Permit	1		

TABLE 5C
Distribution of Intern Credentials, Permits, Credential Waivers by County, School District, Type, and by Subject Area
July 1, 2015 to June 30, 2016

County	Agency	Agency Total	Agency %	Credential Title	Credential Total	Subject Area	Subject Total
						Language and Academic Development	1
		771	99.7%	Fully Credentialed Teachers			
	OXNARD ELEMENTARY SCHOOL DISTRICT Total	773					
VENTURA	OXNARD UNION HIGH SCHOOL DISTRICT	3	0.5%	UNIVERSITY INTERN CREDENTIALS			
				Education Specialist Instruction Credential	1		
						Moderate/Severe Disabilities	1
				Single Subject Teaching Credential	2		
						English (Examination)	1
						Science: Geosciences (Examination)	1
		6	0.9%	LIMITED ASSIGNMENT PERMIT			
				General Education Limited Assignment Single Subject	5		
						Art	1
						English	1
						Physical Education	1
						Science: Geosciences	2
				Special Education Limited Assignment Teaching Permi	1		
						Mild/Moderate Disabilities	1
		10	1.6%	SHORT-TERM STAFF PERMIT			
				Short-Term Staff Permit	10		
						Foreign Language: Spanish (Examination)	1
						Foundational-Level Mathematics	1
						Mild/Moderate Disabilities	3
						Moderate/Severe Disabilities	3
						Science: Biological Sciences	1
						Science: Physics (Examination)	1
		2	0.3%	PROVISIONAL INTERNSHIP PERMIT			
				Provisional Internship Permit	2		
						Mild/Moderate Disabilities	1
						Music	1
		1	0.2%	CREDENTIAL WAIVERS			
				Single Subject Teaching Credential	1		
						Art	1
		622	96.6%	Fully Credentialed Teachers			
	OXNARD UNION HIGH SCHOOL DISTRICT Total	644					
VENTURA	PASSAGEWAY	1		CREDENTIAL WAIVERS			

TABLE 5C
Distribution of Intern Credentials, Permits, Credential Waivers by County, School District, Type, and by Subject Area
July 1, 2015 to June 30, 2016

County	Agency	Agency Total	Agency %	Credential Title	Credential Total	Subject Area	Subject Total
				Education Specialist Instruction Credential	1		
						Mild/Moderate Disabilities	1
	PASSAGEWAY Total	1					
VENTURA	RIO ELEMENTARY SCHOOL DISTRICT	3	1.4%	SHORT-TERM STAFF PERMIT			
				Short-Term Staff Permit	3		
						Art (Examination)	1
						Foundational-Level General Science (Examination)	1
						General Subjects (Examination)	1
		217	98.6%	Fully Credentialed Teachers			
	RIO ELEMENTARY SCHOOL DISTRICT Total	220					
VENTURA	SANTA PAULA UNIFIED SCHOOL DISTRICT	4	1.5%	UNIVERSITY INTERN CREDENTIALS			
				Education Specialist Instruction Credential	1		
						Mild/Moderate Disabilities	1
				Single Subject Teaching Credential	3		
						English (Examination)	1
						Physical Education	1
						Science: Biological Sciences (Examination)	1
		3	1.1%	SHORT-TERM STAFF PERMIT			
				Short-Term Staff Permit	3		
						General Subjects	1
						General Subjects (Examination)	1
						Mild/Moderate Disabilities	1
		265	97.4%	Fully Credentialed Teachers			
	SANTA PAULA UNIFIED SCHOOL DISTRICT Total	272					
VENTURA	SIMI VALLEY UNIFIED SCHOOL DISTRICT	1	0.1%	UNIVERSITY INTERN CREDENTIALS			
				Single Subject Teaching Credential	1		
						Foreign Language: Spanish (Examination)	1
		2	0.3%	LIMITED ASSIGNMENT PERMIT			
				General Education Limited Assignment Single Subject	2		
						Foreign Language: Spanish	2
		1	0.1%	SHORT-TERM STAFF PERMIT			
				Short-Term Staff Permit	1		
						Foreign Language: Spanish (Examination)	1
		3	0.4%	PROVISIONAL INTERNSHIP PERMIT			
				Provisional Internship Permit	3		

TABLE 5C
Distribution of Intern Credentials, Permits, Credential Waivers by County, School District, Type, and by Subject Area
July 1, 2015 to June 30, 2016

County	Agency	Agency Total	Agency %	Credential Title	Credential Total	Subject Area	Subject Total
						Mild/Moderate Disabilities	3
		740	99.1%	Fully Credentialed Teachers			
	SIMI VALLEY UNIFIED SCHOOL DISTRICT Total	747					
VENTURA	VENTURA CHARTER SCHOOL OF ARTS AND GLOBE	1		SHORT-TERM STAFF PERMIT			
				Short-Term Staff Permit	1		
						General Subjects (Examination)	1
	VENTURA CHARTER SCHOOL OF ARTS AND GLOBE	1					
VENTURA	VENTURA COUNTY OFFICE OF EDUCATION	5	2.3%	UNIVERSITY INTERN CREDENTIALS			
				Education Specialist Instruction Credential	5		
						Language and Academic Development	1
						Moderate/Severe Disabilities	4
		1	0.5%	SHORT-TERM STAFF PERMIT			
				Short-Term Staff Permit	1		
						Moderate/Severe Disabilities	1
		3	1.4%	PROVISIONAL INTERNSHIP PERMIT			
				Provisional Internship Permit	3		
						Mild/Moderate Disabilities	1
						Moderate/Severe Disabilities	2
		205	95.8%	Fully Credentialed Teachers			
	VENTURA COUNTY OFFICE OF EDUCATION Total	214					
VENTURA	VENTURA UNIFIED SCHOOL DISTRICT	5	0.6%	UNIVERSITY INTERN CREDENTIALS			
				Education Specialist Instruction Credential	4		
						Mild/Moderate Disabilities	3
						Moderate/Severe Disabilities	1
				Single Subject Teaching Credential	1		
						Foreign Language: Spanish (Examination)	1
		6	0.8%	LIMITED ASSIGNMENT PERMIT			
				General Education Limited Assignment Single Subject	5		
						English	1
						Foreign Language: Spanish	1
						Health Science	1
						Mathematics	1
						Science: Geosciences	1
				Special Education Limited Assignment Teaching Permi	1		
						Moderate/Severe Disabilities	1

TABLE 5C
Distribution of Intern Credentials, Permits, Credential Waivers by County, School District, Type, and by Subject Area
July 1, 2015 to June 30, 2016

County	Agency	Agency Total	Agency %	Credential Title	Credential Total	Subject Area	Subject Total
		4	0.5%	SHORT-TERM STAFF PERMIT			
				Short-Term Staff Permit	4		
						Mild/Moderate Disabilities	3
						Science: Biological Sciences (Examination)	1
						Science: Chemistry	1
		770	98.1%	Fully Credentialed Teachers			
	VENTURA UNIFIED SCHOOL DISTRICT Total	785					
YOLO	DAVIS JOINT UNIFIED SCHOOL DISTRICT	2	0.5%	UNIVERSITY INTERN CREDENTIALS			
				Multiple Subject Teaching Credential	1		
						General Subjects (Examination)	1
				Single Subject Teaching Credential	1		
						Science: Biological Sciences (Examination)	1
						Science: Geosciences (Examination)	1
		1	0.2%	LIMITED ASSIGNMENT PERMIT			
				General Education Limited Assignment Single Subject	1		
						English	1
		1	0.2%	SHORT-TERM STAFF PERMIT			
				Short-Term Staff Permit	1		
						Mild/Moderate Disabilities	1
		1	0.2%	CREDENTIAL WAIVERS			
				Single Subject Teaching Credential	1		
						Foreign Language: Chinese	1
						Foreign Language: Mandarin	1
		431	98.9%	Fully Credentialed Teachers			
	DAVIS JOINT UNIFIED SCHOOL DISTRICT Total	436					
YOLO	ESPARTO UNIFIED	1	2.3%	PROVISIONAL INTERNSHIP PERMIT			
				Provisional Internship Permit	1		
						Industrial and Technology Education	1
		43	97.7%	Fully Credentialed Teachers			
	ESPARTO UNIFIED Total	44					
YOLO	WASHINGTON UNIFIED SCHOOL DISTRICT	1	0.3%	UNIVERSITY INTERN CREDENTIALS			
				Education Specialist Instruction Credential	1		
						Mild/Moderate Disabilities	1
		1	0.3%	DISTRICT INTERNSHIP CERTIFICATES			
				District Intern Credential / Single Subject	1		

TABLE 5C
Distribution of Intern Credentials, Permits, Credential Waivers by County, School District, Type, and by Subject Area
July 1, 2015 to June 30, 2016

County	Agency	Agency Total	Agency %	Credential Title	Credential Total	Subject Area	Subject Total
						Social Science (Examination)	1
		2	0.5%	LIMITED ASSIGNMENT PERMIT			
				General Education Limited Assignment Single Subject	2		
						Mathematics	2
		2	0.5%	SHORT-TERM STAFF PERMIT			
				Short-Term Staff Permit	2		
						Foreign Language: Spanish	1
						Mild/Moderate Disabilities	1
		384	98.5%	Fully Credentialed Teachers			
	WASHINGTON UNIFIED SCHOOL DISTRICT Total	390					
YOLO	WINTERS JOINT UNIFIED SCHOOL DISTRICT	1	1.4%	UNIVERSITY INTERN CREDENTIALS			
				Education Specialist Instruction Credential	1		
						Moderate/Severe Disabilities	1
		73	98.7%	Fully Credentialed Teachers			
	WINTERS JOINT UNIFIED SCHOOL DISTRICT Total	74					
YOLO	WOODLAND JOINT UNIFIED SCHOOL DISTRICT	5	1.1%	UNIVERSITY INTERN CREDENTIALS			
				Education Specialist Instruction Credential	2		
						Mild/Moderate Disabilities	2
				Multiple Subject Teaching Credential	1		
						General Subjects (Examination)	1
				Single Subject Teaching Credential	2		
						Biological Sciences (Specialized) (Examination)	1
						English (Examination)	1
		7	1.5%	LIMITED ASSIGNMENT PERMIT			
				General Education Limited Assignment Multiple Subje	1		
						General Subjects	1
				General Education Limited Assignment Single Subject	6		
						English	1
						Health Science	2
						Mathematics	1
						Physical Education	1
						Science: Biological Sciences	1
		7	1.5%	SHORT-TERM STAFF PERMIT			
				Short-Term Staff Permit	7		
						Foreign Language: French	1

TABLE 5C
Distribution of Intern Credentials, Permits, Credential Waivers by County, School District, Type, and by Subject Area
July 1, 2015 to June 30, 2016

County	Agency	Agency Total	Agency %	Credential Title	Credential Total	Subject Area	Subject Total
						General Subjects (Examination)	1
						Mild/Moderate Disabilities	4
						Moderate/Severe Disabilities	1
		1	0.2%	PROVISIONAL INTERNSHIP PERMIT			
				Provisional Internship Permit	1		
						Mild/Moderate Disabilities	1
		457	95.8%	Fully Credentialed Teachers			
	WOODLAND JOINT UNIFIED SCHOOL DISTRICT Total	477					
YOLO	YOLO COUNTY OFFICE OF EDUCATION	2	4.9%	UNIVERSITY INTERN CREDENTIALS			
				Education Specialist Instruction Credential	2		
						Moderate/Severe Disabilities	2
		1	2.4%	DISTRICT INTERNSHIP CERTIFICATES			
				District Intern Credential / Multiple Subject	1		
						General Subjects (Examination)	1
		6	14.6%	SHORT-TERM STAFF PERMIT			
				Short-Term Staff Permit	6		
						Deaf and Hard-of-Hearing	1
						General Subjects	1
						Moderate/Severe Disabilities	4
		32	78.1%	Fully Credentialed Teachers			
	YOLO COUNTY OFFICE OF EDUCATION Total	41					
YUBA	CAMPTONVILLE UNION ELEMENTARY	2	8.7%	UNIVERSITY INTERN CREDENTIALS			
				Multiple Subject Teaching Credential	1		
						General Subjects (Examination)	1
				Single Subject Teaching Credential	1		
						Mathematics	1
		21	91.3%	Fully Credentialed Teachers			
	CAMPTONVILLE UNION ELEMENTARY Total	23					
YUBA	MARYSVILLE JOINT UNIFIED SCHOOL DISTRICT	2	0.5%	UNIVERSITY INTERN CREDENTIALS			
				Education Specialist Instruction Credential	1		
						Mild/Moderate Disabilities	1
				Single Subject Teaching Credential	1		
						Physical Education	1
		5	1.2%	SHORT-TERM STAFF PERMIT			
				Short-Term Staff Permit	5		

TABLE 5C
Distribution of Intern Credentials, Permits, Credential Waivers by County, School District, Type, and by Subject Area
July 1, 2015 to June 30, 2016

County	Agency	Agency Total	Agency %	Credential Title	Credential Total	Subject Area	Subject Total
						General Subjects	1
						Mild/Moderate Disabilities	3
						Physical Education	1
		410	98.3%	Fully Credentialed Teachers			
	MARYSVILLE JOINT UNIFIED SCHOOL DISTRICT Total	417					
YUBA	WHEATLAND ELEMENTARY	1	1.4%	LIMITED ASSIGNMENT PERMIT			
				General Education Limited Assignment Multiple Subjects	1		
						General Subjects	1
		1	1.4%	SHORT-TERM STAFF PERMIT			
				Short-Term Staff Permit	1		
						General Subjects (Examination)	1
		69	97.2%	Fully Credentialed Teachers			
	WHEATLAND ELEMENTARY Total	71					
YUBA	WHEATLAND UNION HIGH	1	3.0%	DISTRICT INTERNSHIP CERTIFICATES			
				District Intern Credential / Single Subject	1		
						Social Science	1
		32	97.0%	Fully Credentialed Teachers			
	WHEATLAND UNION HIGH Total	33					
YUBA	YUBA COUNTY OFFICE OF EDUCATION	5	9.6%	UNIVERSITY INTERN CREDENTIALS			
				Education Specialist Instruction Credential	4		
						Mild/Moderate Disabilities	1
						Moderate/Severe Disabilities	3
				Single Subject Teaching Credential	1		
						English	1
		4	7.7%	SHORT-TERM STAFF PERMIT			
				Short-Term Staff Permit	4		
						Early Childhood Special Education	1
						Mild/Moderate Disabilities	1
						Moderate/Severe Disabilities	2
		3	5.8%	PROVISIONAL INTERNSHIP PERMIT			
				Provisional Internship Permit	3		
						General Subjects	1
						Moderate/Severe Disabilities	2
		40	76.9%	Fully Credentialed Teachers			
	YUBA COUNTY OFFICE OF EDUCATION Total	52					

TABLE 5C
Distribution of Intern Credentials, Permits, Credential Waivers by County, School District, Type, and by Subject Area
July 1, 2015 to June 30, 2016

County	Agency	Agency Total	Agency %	Credential Title	Credential Total	Subject Area	Subject Total
Statewide Agency	CLETA HARDER DEVELOPMENTAL SCHOOL	1		UNIVERSITY INTERN CREDENTIALS			
				Education Specialist Instruction Credential	1		
						Moderate/Severe Disabilities	1
	CLETA HARDER DEVELOPMENTAL SCHOOL Total	1					
Statewide Agency	CALIFORNIA SCHOOL FOR THE BLIND	2		UNIVERSITY INTERN CREDENTIALS			
				Education Specialist Instruction Credential	2		
						Visual Impairments	2
		1		SHORT-TERM STAFF PERMIT			
				Short-Term Staff Permit	1		
						Visual Impairments	1
	CALIFORNIA SCHOOL FOR THE BLIND Total	3					
Statewide Agency	CALIFORNIA SCHOOL FOR THE DEAF IN FREMON	1		UNIVERSITY INTERN CREDENTIALS			
				Education Specialist Instruction Credential	1		
						Deaf and Hard-of-Hearing	1
		3		SHORT-TERM STAFF PERMIT			
				Short-Term Staff Permit	3		
						Deaf and Hard-of-Hearing	2
		3		PROVISIONAL INTERNSHIP PERMIT			
				Provisional Internship Permit	3		
						Deaf and Hard-of-Hearing	3
	CALIFORNIA SCHOOL FOR THE DEAF IN FREMON	7					
Statewide Agency	CALIFORNIA SCHOOL FOR THE DEAF IN RIVERSID	2		PROVISIONAL INTERNSHIP PERMIT			
				Provisional Internship Permit	2		
						Deaf and Hard-of-Hearing	3
	CALIFORNIA SCHOOL FOR THE DEAF IN RIVERSID	2					
Statewide Agency	CALIFORNIA YOUTH AUTHORITY	1		UNIVERSITY INTERN CREDENTIALS			
				Single Subject Teaching Credential	1		
						Health Science (Examination)	1
	CALIFORNIA YOUTH AUTHORITY Total	1					
Statewide Agency	PORTERVILLE DEVELOPMENTAL CENTER	1		PROVISIONAL INTERNSHIP PERMIT			
				Provisional Internship Permit	1		
						Moderate/Severe Disabilities	1
	PORTERVILLE DEVELOPMENTAL CENTER Total	1					

References

This page lists the URLs for the Credential Information Leaflets that contain detailed information about the Basic Skills Requirement and the various credentials, authorizations, certificates, and permits referenced in this report.

Basic Skills Requirement

[Basic Skills Requirement – CL-667](#)

Multiple Subject (Elementary) Teaching Credentials

[Multiple Subject Teaching Credential - California Prepared – CL-561C](#)

[Multiple Subject Teaching Credential - Out-of-State Prepared – CL-561](#)

[Multiple Subject Teaching Credential - Prepared Outside of the United States – CL-871](#)

Single Subject (Secondary) Teaching Credentials

[Single Subject Teaching Credential - California Prepared – CL-560C](#)

[Single Subject Teaching Credential - Out-of-State Prepared – CL-560](#)

[Single Subject Teaching Credential - Prepared Outside of the United States – CL-870](#)

Education Specialist (Special Education) Instruction Credentials

[Education Specialist Instruction Credential - California Prepared – CL-808CA](#)

[Education Specialist Instruction Credential - Out-of-State Prepared – CL-808](#)

[Education Specialist Instruction Credential - Prepared Outside of the United States](#)

Intern Credentials

[University Intern Credentials – CL-402A](#)

[District Intern Credentials – CL-707B](#)

Limited Assignment Teaching Permits

[Special Education Limited Assignment Teaching Permit – CL-889](#)

[General Education Limited Assignment Teaching Permit – CL-828](#)

Teaching Permits

[Provisional Internship Permit – CL-856](#)

[Short-Term Staff Permit – CL-858](#)

English Learner Authorizations/Certificates

[English Learner Authorizations/CLAD Certificates-CL-628C](#)

[Bilingual Authorizations – CL-628B](#)

[Certificate of Completion of Staff Development – CL-824](#)

Emergency English Learner Authorization Permits

[Emergency CLAD and Bilingual Authorization Permits - CL-533O](#)