



OFFICE OF
Educational Technology

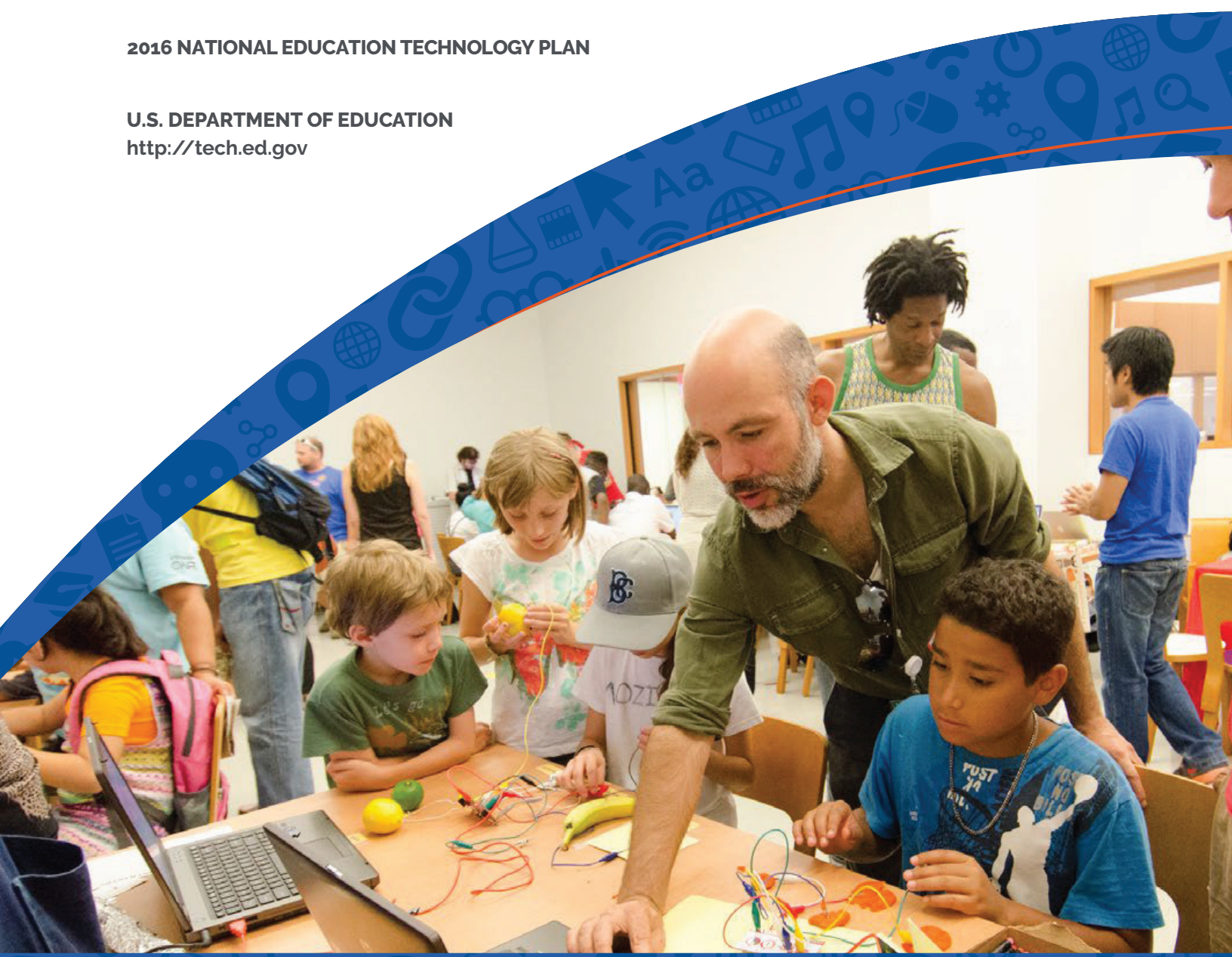
Future Ready Learning

Reimagining the Role of Technology in Education

2016 NATIONAL EDUCATION TECHNOLOGY PLAN

U.S. DEPARTMENT OF EDUCATION

<http://tech.ed.gov>



Contents

Introduction	1
About This Plan	1
Recent Progress and the Road Ahead	5
Section 1: Learning—Engaging and Empowering Learning Through Technology	7
What People Need to Learn	8
Technology-Enabled Learning in Action	10
The Future of Learning Technologies	16
Bringing Equity to Learning Through Technology	17
Physical Spaces and Technology-Enabled Learning	20
Recommendations	22
Section 2: Teaching—Teaching With Technology	25
Roles and Practices of Educators in Technology-Supported Learning	26
Connected Educators: Exemplars	30
Rethinking Teacher Preparation	32
Fostering Ongoing Professional Learning	34
Recommendations	37
Section 3: Leadership—Creating a Culture and Conditions for Innovation and Change	39
Future Ready Leaders	40
Future Ready Focus Areas	40
Implementation is Key	42
Budgeting and Funding for Technology	45
Recommendations	49
Section 4: Assessment—Measuring for Learning	51
Approaches to Assessment	53
Using Assessment Data to Support Learning	53
How Technology Transforms Assessment	54
The Future of Technology-Based Assessment	59
Recommendations	63
Section 5: Infrastructure—Enabling Access and Effective Use	65
Ubiquitous Connectivity	68

Powerful Learning Devices	72
High-Quality Digital Learning Content	72
Responsible Use Policies (RUP)	74
Protections for Student Data and Privacy	74
Device and Network Management	76
Recommendations	78
Conclusion	80
Challenges Remain	80
We Already Have Begun	81
Recommendations	82
Appendix A. Future Ready Resources	87
Appendix B. Acknowledgments	95
Project Team	95
Technical Working Group	95
Interviews	96
Leaders of National Organizations	96
Outreach Events	97
Target Virtual Outreach	99
External Reviewers	99
Appendix C. The Development of the 2016 NETP	100

NETP Development

Support for the creation of this document was provided by the **American Institutes for Research** under the contract ED-04-CO-0040/0010.

U.S. Department of Education

Arne Duncan
Secretary

Office of Educational Technology

Richard Culatta
Director

January 2016

Version 1.1

Examples Are Not Endorsements

This document contains examples and resource materials that are provided for the user's convenience. The inclusion of any material is not intended to reflect its importance, nor is it intended to endorse any views expressed, or products or services offered. These materials may contain the views and recommendations of various subject matter experts as well as hypertext links, contact addresses and websites to information created and maintained by other public and private organizations. The opinions expressed in any of these materials do not necessarily reflect the positions or policies of the U.S. Department of Education. The U.S. Department of Education does not control or guarantee the accuracy, relevance, timeliness, or completeness of any outside information included in these materials.

Licensing and Availability

This report is in the public domain. Authorization to reproduce this report in whole or in part is granted. While permission to reprint this publication is not necessary, the suggested citation is: U.S. Department of Education, Office of Educational Technology, Future Ready Learning: Reimagining the Role of Technology in Education, Washington, D.C., 2016.

This report is available on the Department's Website at <http://tech.ed.gov>.

Requests for alternate format documents such as Braille or large print should be submitted to the Alternate Format Center by calling 202-260-0852 or by contacting the 504 coordinator via email at om_eeos@ed.gov.

Notice to Limited English Proficient Persons

If you have difficulty understanding English you may request language assistance services for Department information that is available to the public. These language assistance services are available free of charge. If you need more information about interpretation or translation services, please call 1-800-USA-LEARN (1- 800-872-5327) (TTY: 1-800-437-0833), or email us at: Ed.Language.Assistance@ed.gov. Or write to: U.S. Department of Education, Information Resource Center, LBJ Education Building, 400 Maryland Ave. SW, Washington, DC 20202.

Cover photo credit Hive NYC/Brooklyn Public Library

Introduction

If the technology revolution only happens for families that already have money and education, then it's not really a revolution.—Arne Duncan, *U.S. Secretary of Education*

Technology can be a powerful tool for transforming learning. It can help affirm and advance relationships between educators and students, reinvent our approaches to learning and collaboration, shrink long-standing equity and accessibility gaps, and adapt learning experiences to meet the needs of all learners.

Our schools, community colleges, and universities should be incubators of exploration and invention. Educators should be collaborators in learning, seeking new knowledge and constantly acquiring new skills alongside their students. Education leaders should set a vision for creating learning experiences that provide the right tools and supports for all learners to thrive.

However, to realize fully the benefits of technology in our education system and provide authentic learning experiences, educators need to use technology effectively in their practice. Furthermore, education stakeholders should commit to working together to use technology to improve American education. These stakeholders include leaders; teachers, faculty, and other educators; researchers; policymakers; funders; technology developers; community members and organizations; and learners and their families.

About This Plan

The National Education Technology Plan (NETP) sets a national vision and plan for learning enabled by technology through building on the work of leading education researchers; district, school, and higher education leaders; classroom teachers; developers; entrepreneurs; and nonprofit organizations. The principles and examples provided in this document align to the Activities to Support the Effective Use of Technology (Title IV A) of Every Student Succeeds Act as authorized by Congress in December 2015.

THE NETP IS...



a call
to action



a vision for learning
enabled through
technology



a collection
of recommendations
& real-world examples

WRITTEN FOR...



Teachers



Policymakers



Administrators



Teacher preparation
professionals

MAKING POSSIBLE ...

EVERYWHERE, ALL-THE-TIME LEARNING



To illustrate key ideas and recommendations, the plan includes examples of the transformation enabled by the effective use of technology. These examples include both those backed by rigorous evidence as well as emerging innovations. The identification of specific programs or products in these examples is designed to provide a clearer understanding of innovative ideas and is not meant as an endorsement. The NETP also provides actionable recommendations to implement technology and conduct research and development successfully that can advance the effective use of technology to support learning and teaching.

Intended to be useful for any group or individual with a stake in education, the NETP assumes as its primary audiences teachers; education leaders; those responsible for preparing teachers; and policymakers at the federal, state, and local levels. The concepts, recommendations, and examples are also applicable to post-secondary institutions, community organizations, and state-level initiatives. The NETP focuses on using technology to transform learning experiences with the goal of providing greater **equity** and **accessibility** (see Section 1: Learning).

When carefully designed and thoughtfully applied, technology can accelerate, amplify, and expand the impact of effective teaching practices. However, to be transformative, educators need to have the knowledge and skills to take full advantage of technology-rich learning environments (see Section 2: Teaching). In addition, the roles of PK–12 classroom teachers and post-secondary instructors, librarians, families, and learners all will need to shift as technology enables new types of learning experiences.

For these systemic changes in learning and teaching to occur, education leaders need to create a shared vision for how technology best can meet the needs of all learners and to develop a plan that translates the vision into action (see Section 3: Leadership).

Technology-enabled assessments support learning and teaching by communicating evidence of learning progress and providing insights to teachers; administrators; families; and, most importantly, the learners themselves. These assessments can be embedded within digital learning activities to reduce interruptions to learning time (see Section 4: Assessment).

Learning, teaching, and assessment enabled by technology require a robust infrastructure (see Section 5: Infrastructure). Key elements of this infrastructure include high-speed connectivity and devices that are available to teachers and students when they need them. Aside from wires and devices, a comprehensive learning infrastructure includes digital learning content and other resources as well as professional development for educators and education leaders.

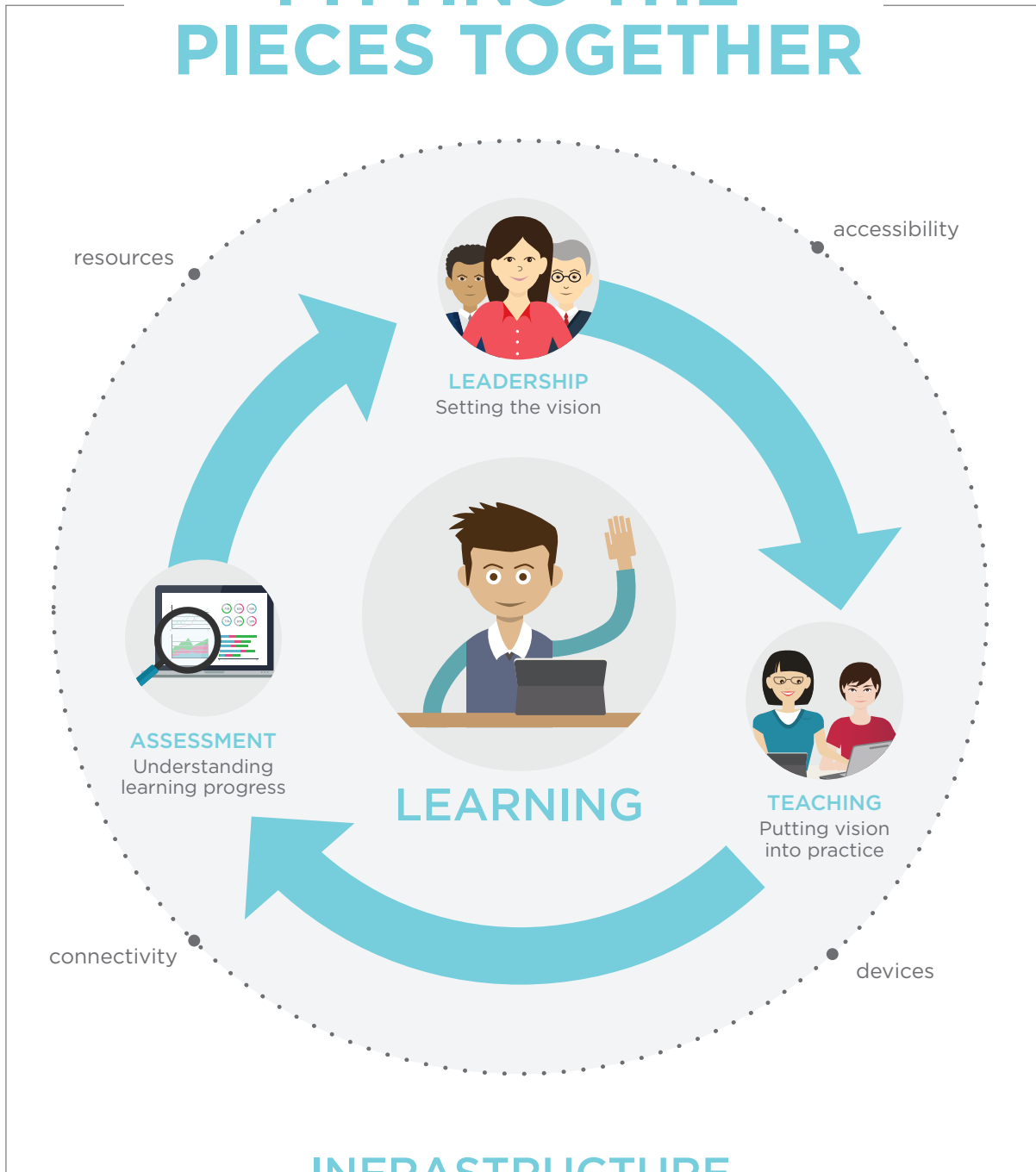


EQUITY AND ACCESSIBILITY

Equity in education means increasing all students' access to educational opportunities with a focus on closing achievement gaps and removing barriers students face based on their race, ethnicity, or national origin; sex; sexual orientation or gender identity or expression; disability; English language ability; religion; socio-economic status; or geographical location.¹

Accessibility refers to the design of apps, devices, materials, and environments that support and enable access to content and educational activities for all learners. In addition to enabling students with disabilities to use content and participate in activities, the concepts also apply to accommodating the individual learning needs of students, such as English language learners, students in rural communities, or students from economically disadvantaged homes. Technology can support accessibility through embedded assistance—for example, text-to-speech, audio and digital text formats of instructional materials, programs that differentiate instruction, adaptive testing, built-in accommodations, and other assistive technology tools.²

FITTING THE PIECES TOGETHER



Providing accessibility, resources and connectivity so that learning is
everywhere, all the time

Recent Progress and the Road Ahead

Since the 2010 NETP, the United States has made significant progress in leveraging technology to transform learning in a variety of ways.

- The conversation has shifted from *whether* technology should be used in learning to *how* it can improve learning to ensure that all students have access to high-quality educational experiences.³
- Technology increasingly is being used to personalize learning and give students more choice over what and how they learn and at what pace, preparing them to organize and direct their own learning for the rest of their lives.
- Advances in the learning sciences have improved our understanding of how people learn and illuminated which personal and contextual factors most impact their success.
- Research and experience have improved our understanding of what people need to know and the skills and competencies they need to acquire for success in life and work in the 21st century. Through pre-service teacher preparation programs and professional learning, educators are gaining experience and confidence in using technology to achieve learning outcomes.
- Sophisticated software has begun to allow us to adapt assessments to the needs and abilities of individual learners and provide near real-time results.
- Nationally, progress has been made toward ensuring that every school has high-speed classroom connectivity as a foundation for other learning innovations.
- The cost of digital devices has decreased dramatically, while computing power has increased, along with the availability of high-quality interactive educational tools and apps.
- Technology has allowed us to rethink the design of physical learning spaces to accommodate new and expanded relationships among learners, teachers, peers, and mentors.

Although we can be proud of the progress of the last five years, there is still much work to do. Now, a look at the work ahead:

- A **digital use divide** continues to exist between learners who are using technology in active, creative ways to support their learning and those who predominantly use technology for passive content consumption.
- Research on the effectiveness of technology-enabled programs and resources is still limited, and we should build capacity to generate evidence of individual-, program-, and community-level outcomes.
- Many schools do not yet have access to or are not yet using technology in ways that can improve learning on a daily basis, which underscores the need—guided by new research—to accelerate and scale up adoption of effective approaches and technologies.
- Few schools have adopted approaches for using technology to support informal learning experiences aligned with formal learning goals.
- Supporting learners in using technology for out-of-school learning experiences is often a missed opportunity.
- Across the board, teacher preparation and professional development programs fail to prepare teachers to use technology in effective ways.



DIGITAL USE DIVIDE

Traditionally, the **digital divide** referred to the gap between students who had access to the Internet and devices at school and home and those who did not.⁴⁵ Significant progress is being made to increase Internet access in schools, libraries, and homes across the country. However, a **digital use divide** separates many students who use technology in ways that transform their learning from those who use the tools to complete the same activities but now with an electronic device (e.g., digital worksheets, online multiple-choice tests). The digital use divide is present in both formal and informal learning settings and across high- and low-poverty schools and communities.^{6,7,8}

- Assessment approaches have evolved but still do not use technology to its full potential to measure a broader range of desired educational outcomes, especially **non-cognitive competencies**.
- The focus on providing Internet access and devices for learners should not overshadow the importance of preparing teachers to teach effectively with technology and to select engaging and relevant digital learning content.
- As students use technology to support their learning, schools are faced with a growing need to protect student privacy continuously while allowing the appropriate use of data to personalize learning, advance research, and visualize student progress for families and teachers.

The NETP is a common vision and action plan that responds to an urgent national priority. It describes specific actions the United States should take to ensure learners of all ages have opportunities for personal growth and prosperity and remain competitive in a global economy.



NON-COGNITIVE COMPETENCIES

Non-cognitive competencies (also referred to as **social and emotional learning**) include a range of skills, habits, and attitudes that facilitate functioning well in school, work, and life. They include self-awareness, self-management, social awareness, and relationship skills as well as perseverance, motivation, and growth mindsets.^{9,10,11}

-
- ¹ U.S. Department of Education. (2013). *U.S. Department of Education strategic plan for fiscal years 2014–2018*. Washington, DC: Author. Retrieved from <http://www2.ed.gov/about/reports/strat/plan2014-18/strategic-plan.pdf>.
- ² Assistive Technology Industry Association. *What is assistive technology? How is it funded?* Retrieved from <http://www.atia.org/i4a/pages/index.cfm?pageid=3859>.
- ³ American Association of School Administrators, Consortium for School Networking, and National School Boards Association. *Leading the digital leap*. Retrieved from leadigitalleap.org.
- ⁴ McConnaughey, J., Nila, C. A., & Sloan, T. (1995). *Falling through the net: A survey of the “have nots” in rural and urban America*. Washington, DC: National Telecommunications and Information Administration, United States Department of Commerce.
- ⁵ Culp, K. M., Honey, M., & Mandinach, E. (2005). A retrospective on twenty years of education technology policy. *Journal of Educational Computing Research*, 32(3), 279–307.
- ⁶ Warschauer, M. (2012). The digital divide and social inclusion. *Americas Quarterly*, 6(2), 131–135.
- ⁷ Fishman, B., Dede, C., & Means, B. (in press). Teaching and technology: New tools for new times. In D. Gitomer & C. Bell (Eds.), *Handbook of Research on Teaching* (5th ed.).
- ⁸ Valadez, J. R., & Durán, R. P. (2007). Redefining the digital divide: Beyond access to computers and the Internet. *The High School Journal*, 90(3), 31–44.
- ⁹ Borghans, L., Duckworth, A. L., Heckman, J. J., & ter Weel, B. (2008). The economics and psychology of personality traits. *Journal of Human Resources*, 43(4), 972–1059.
- ¹⁰ Durlak, J. A., Weissberg, R. P., Dymnicki, A. B., Taylor, R. D., & Schellinger, K. B. (2011). The impact of enhancing students’ social and emotional learning: A meta-analysis of school-based universal interventions. *Child Development*, 82(1), 405–432.
- ¹¹ Spitzer, B., & Aronson, J. (2015). Minding and mending the gap: Social psychological interventions to reduce educational disparities. *British Journal of Educational Psychology*, 85(1), 1–18.

1. Learning

Engaging and Empowering Learning Through Technology

GOAL: All learners will have engaging and empowering learning experiences in both formal and informal settings that prepare them to be active, creative, knowledgeable, and ethical participants in our globally connected society.

To be successful in our daily lives and in a global workforce, Americans need pathways to acquire expertise and form meaningful connections to peers and mentors. This journey begins with a base of knowledge and abilities that can be augmented and enhanced throughout our lives. Fortunately, advances in learning sciences have provided new insights into how people learn.¹ Technology can be a powerful tool to reimagine learning experiences on the basis of those insights.

Historically, a learner’s educational opportunities have been limited by the resources found within the walls of a school. Technology-enabled learning allows learners to tap resources and expertise anywhere in the world, starting with their own communities. For example:

- With high-speed Internet access, a student interested in learning computer science can take the course online in a school that lacks the budget or a faculty member with the appropriate skills to teach the course.
- Learners struggling with planning for college and careers can access high-quality online mentoring and advising programs where resources or geography present challenges to obtaining sufficient face-to-face mentoring.
- With mobile data collection tools and online collaboration platforms, students in a remote geographic area studying local phenomena can collaborate with peers doing similar work anywhere in the world.
- A school with connectivity but without robust science facilities can offer its students virtual chemistry, biology, anatomy, and physics labs—offering students learning experiences that approach those of peers with better resources.
- Students engaged in creative writing, music, or media production can publish their work to a broad global audience regardless of where they go to school.
- Technology-enabled learning environments allow less experienced learners to access and participate in specialized communities of practice, graduating to more complex activities and deeper participation as they gain the experience needed to become expert members of the community.²

These opportunities expand growth possibilities for all students while affording historically disadvantaged students greater equity of access to high-quality learning materials, expertise, **personalized learning**, and tools for planning for future education.^{3,4} Such opportunities also can support increased capacity for educators



PERSONALIZED LEARNING

Personalized learning refers to instruction in which the pace of learning and the instructional approach are optimized for the needs of each learner. Learning objectives, instructional approaches, and instructional content (and its sequencing) all may vary based on learner needs. In addition, learning activities are meaningful and relevant to learners, driven by their interests, and often self-initiated.

to create **blended learning** opportunities for their students, rethinking when, where, and how students complete different components of a learning experience.

What People Need to Learn

To remain globally competitive and develop engaged citizens, our schools should weave 21st century competencies and expertise throughout the learning experience. These include the development of critical thinking, complex problem solving, collaboration, and adding multimedia communication into the teaching of traditional academic subjects.⁵ In addition, learners should have the opportunity to develop a sense of **agency** in their learning and the belief that they are capable of succeeding in school.

Beyond these essential core academic competencies, there is a growing body of research on the importance of non-cognitive competencies as they relate to academic success.^{7,8,9} Non-cognitive competencies include successful navigation through tasks such as forming relationships and solving everyday problems. They also include development of self-awareness, control of impulsivity, executive function, working cooperatively, and caring about oneself and others.



BLENDING LEARNING

In a **blended learning** environment, learning occurs online and in person, augmenting and supporting teacher practice. This approach often allows students to have some control over time, place, path, or pace of learning. In many blended learning models, students spend some of their face-to-face time with the teacher in a large group, some face-to-face time with a teacher or tutor in a small group, and some time learning with and from peers. Blended learning often benefits from a reconfiguration of the physical learning space to facilitate learning activities, providing a variety of technology-enabled learning zones optimized for collaboration, informal learning, and individual-focused study.



BUILDING NON-COGNITIVE COMPETENCIES: PROVIDING OPPORTUNITIES FOR PRACTICE

Interacting with peers, handling conflicts, resolving disputes, or persisting through a challenging problem are all experiences that are important to academic success.

Digital games can allow students to try out varied responses and roles and gauge the outcomes without fear of negative consequences.²⁸ Accumulating evidence suggests that virtual environments and games can help increase empathy, self-awareness, emotional regulation, social awareness, cooperation, and problem solving while decreasing the number of behavior referrals and in-school suspensions.²⁹

Games such as [Ripple Effects](#) and [The Social Express](#) use virtual environments, storytelling, and interactive experiences to assess a student's social skill competencies and provide opportunities to practice. Other apps help bridge the gap between the virtual environment and the real world by providing just-in-time supports for emotional regulation and conflict resolution. A number of apps are available to help students name and identify how they are feeling, express their emotions, and receive targeted suggestions or strategies for self-regulation. Examples include [Breathe, Think, Do with Sesame](#); [Smiling Mind](#); [Stop, Breathe & Think](#); [Touch and Learn—Emotions](#); and [Digital Problem Solver](#).



AGENCY IN LEARNING

Learners with **agency** can "intentionally make things happen by [their] actions," and "agency enables people to play a part in their self-development, adaptation, and self-renewal with changing times."⁶ To build this capacity, learners should have the opportunity to make meaningful choices about their learning, and they need practice at doing so effectively. Learners who successfully develop this ability lay the foundation for lifelong, self-directed learning.



FOSTERING GROWTH MINDSET: TECHNOLOGY-BASED PROGRAM TO FUEL STUDENT ACHIEVEMENT



A key part of non-cognitive development is fostering a growth mindset about learning. Growth mindset is the understanding that abilities can be developed through effort and practice and leads to increased motivation and achievement. The U.S. Department of Education has funded several growth mindset-related projects, including a grant to develop and evaluate SchoolKit, a suite of resources developed to teach growth mindset quickly and efficiently in schools.

Jill Balzer, a middle school principal in Killeen, Texas, has seen success from using SchoolKit in her school. Balzer spoke with an eighth grader who achieved academic distinction for the first time in five years after using the program. "When I asked him what the difference was," recalled Balzer, "he said that now he understood that even though learning was not always going to come easy to him it didn't mean he was stupid, it just meant he needed to work harder on that subject."³⁰

District of Columbia Public Schools also have made the SchoolKit available to all middle schools. Principal Dawn Clemens of Stuart-Hobson Middle School saw increases in reading scores for their seventh-grade students after using the program. "With middle-schoolers, there are always excuses," Clemens said. "But this shifts the language to be about payoff from effort, rather than 'the test was too hard' or 'the teacher doesn't like me.'"³¹

Increased connectivity also increases the importance of teaching learners how to become responsible digital citizens. We need to guide the development of competencies to use technology in ways that are meaningful, productive, respectful, and safe. For example, helping students learn to use proper online etiquette, recognize how their personal information may be collected and used online, and leverage access to a global community to improve the world around them can help prepare them for successfully navigating life in a connected world. Mastering these skills requires a basic understanding of the technology tools and the ability to make increasingly sound judgments about the use of them in learning and daily life. For the development of digital citizenship, educators can turn to resources such as Common Sense Education's [digital citizenship curriculum](#) or the [student technology standards](#) from the International Society for Technology in Education (ISTE).

Technology-Enabled Learning in Action

Learning principles transcend specific technologies. However, when carefully designed and thoughtfully applied, technology has the potential to accelerate, amplify, and expand the impact of powerful principles of learning. Because the process of learning is not directly observable, the study of learning often produces models and conclusions that evolve across time. The recommendations in this plan are based on current assumptions and theories of how people learn even while education researchers, learning scientists, and educators continue to work toward a deeper understanding.

The NETP focuses on how technology can help learners unlock the power of some of the most potent learning principles discovered to date. For example, we know that technology can help learners think about an idea in more than one way and in more than one context, reflect on what is learned, and adjust understanding accordingly.^{10,11} Technology also can help capture learners' attention by tapping into their interests and passions.¹² It can help us align *how* we learn with *what* we learn.

Following are five ways technology can improve and enhance learning, both in formal learning and in informal settings. Each is accompanied by examples of transformational learning in action.

- 1. Technology can enable personalized learning or experiences that are more engaging and relevant.** Mindful of the learning objectives, educators might design learning experiences that allow students in a class to choose from a menu of learning experiences—writing essays, producing media, building websites, collaborating with experts across the globe in data collection—assessed via a common rubric to demonstrate their learning. Such technology-enabled learning experiences can be more engaging and relevant to learners.



SCALING UP PERSONALIZED LEARNING: MASSACHUSETTS' INNOVATION SCHOOLS CREATE MULTIPLE PATHWAYS TO LEARNING

As part of Massachusetts' Achievement Gap Act of 2010, funding was set aside to give schools the opportunity to implement innovative strategies to improve learning. Through this legislation, educators can create Innovation Schools that can operate with increased flexibility in key areas such as schedule, curriculum, instruction, and professional development.³²

As of 2015, there were 54 approved Innovation Schools and Academies in 26 school districts across Massachusetts. Some schools implemented a science, technology, engineering, and mathematics (STEM) or STEM-plus-arts model, and others implemented a combination of one or more of the following educational models: multiple pathways, early college, dual-language immersion, or expanded learning time.

Students in a Safety and Public Service Academy combine rigorous college-style coursework available in a variety of formats (in class, online, blended learning, off-site for internships and job shadows) in areas such as forensics, computer science, criminal law, crisis management, psychology, and video production. Students at the Arts Academy may combine their coursework with off-site learning opportunities at local universities, combining high-tech design skills and knowledge of the creative arts to prepare them for post-secondary education and a career in the arts.

Pentucket Regional School District's program has scaled their innovation approach to every elementary school in the district. Their approach is centered on student

choice and the use of opportunities for learning that extend beyond the classroom walls. Through the redesign of the school day and year, students engage in hands-on experiential learning with in-class lessons; online and blended coursework; and off-campus academic opportunities, internships, and apprenticeships.

-
2. **Technology can help organize learning around real-world challenges and project-based learning using a wide variety of digital learning devices and resources to show competency with complex concepts and content.** Rather than writing a research report to be read only by her biology teacher and a small group of classmates, a student might publish her findings online where she receives feedback from researchers and other members of communities of practice around the country. In an attempt to understand the construction of persuasive arguments, another student might draft, produce, and share a public service announcement via online video streaming sites, asking his audience for constructive feedback every step of the way.

PROJECT-BASED LEARNING

Project-based learning takes place in the context of authentic problems, continues across time, and brings in knowledge from many subjects. Project-based learning, if properly implemented and supported, helps students develop 21st century skills, including creativity, collaboration, and leadership, and engages them in complex, real-world challenges that help them meet expectations for critical thinking.¹³

ENGAGED CREATION: EXPLORATORIUM CREATES A MASSIVE OPEN ONLINE COURSE (MOOC) FOR EXPLORING CIRCUITS AND ELECTRICITY

In the summer of 2015, the Exploratorium in San Francisco launched its first MOOC, working with Coursera, called **Tinkering Fundamentals** to inspire STEM-rich tinkering; introduce a set of high-quality activities that could be replicated easily in the classroom; and foster robust discussions of the learning.

The six-week course included a blend of hands-on activities, short videos of five to eight minutes each, an active discussion forum, live Web chats, social media, and other resources. Each week the videos highlighted an introduction to a new tinkering activity, the learning goals, and tips for facilitation; step-by-step instructions for how to build and support others to build the tinkering contraption; classroom video and interviews with teachers about classroom implementation and student learning; profiles of artists; and comments by learning experts. Reflective prompts generated extensive conversation in the discussion forums.

To facilitate these online activities, the Exploratorium integrated multiple platforms, including Coursera and live video streaming tools. Instructors used these online platforms and spaces to reflect on the week's activities and forum posts and to provide real-time feedback to participants. In videoconferences, the instructors positioned themselves as questioners rather than as experts, enhancing a strong sense of camaraderie and collaborative exploration.

The Exploratorium used a social media aggregator to showcase photos and videos of participants' tinkering creations, underscoring the hands-on and material nature of the work of the MOOC. The course attracted



more than 7,000 participants from 150 countries, of whom approximately 4,400 were active participants, resulting in more than 66,000 video views and 6,700 forum posts. For more information, visit the [Exploratorium](#) and [Coursera](#) on the Web.



BUILDING PROJECTS FOR REAL AUDIENCES: NATIONAL PARKS SERVICE DEEPENS ENGAGEMENT THROUGH TECHNOLOGY

[Journey Through Hallowed Ground](#) is a partnership project of the National Park Service that encourages students to create rich connections to history through project-based learning, specifically making videos about their visits to historical sites. The students take the roles of writers, actors, directors, producers, costume designers, music directors, editors, and filmmakers with the support of professional video editors. The videos allow the students to speak about history in their own words as well as share their knowledge with their peers. In addition to learning about history, participating in the projects also teaches students to refine their skills of leadership and teamwork. All videos become official material of the National Park Service and are licensed openly for use by other students and teachers around the world.

- 3. Technology can help learning move beyond the classroom and take advantage of learning opportunities available in museums, libraries, and other out-of-school settings.** Coordinated events such as the [Global Read Aloud](#) allow classrooms from all over the world to come together through literacy. One book is chosen, and participating classrooms have six weeks in which teachers read the book aloud to students and then connect their classrooms to other participants across the world. Although the book is the same for each student, the interpretation, thoughts, and connections are different. This setting helps support learners through the shared experience of reading and builds a perception of learners as existing within a world of readers. The shared experience of connecting globally to read can lead to deeper understanding of not only the literature but also of their peers with whom students are learning.
-



UPSKILLING ADULT LEARNERS: AT PEER-TO-PEER UNIVERSITY (P2PU), EVERYONE IS A TEACHER AND A LEARNER

[P2PU](#) and the Chicago Public Library (CPL) have partnered to pilot Learning Circles—lightly facilitated study groups for adult learners taking online courses together at their local library. In spring 2015, the partnership ran a pilot program in two CPL branches, facilitating in-person study groups around a number of free, online courses. The pilot program has expanded to 10 CPL branches in fall 2015, with the ultimate goal of developing an open-source, off-the-shelf solution that can be deployed by other public libraries, allowing all libraries and their communities to harness the potential of blended learning for little to no expertise or cost.

Meeting once a week in two-hour sessions, a non-content expert librarian helps facilitate a peer-learning environment, with the goal that after six weeks the Learning Circles become self-sustainable. P2PU has designed a number of software tools and guidelines to help onboard learners and facilitators, easing administrative burdens and integrating deeper learning principles into existing online learning content. Initial results suggest that students in Learning Circles have far higher retention than do students in most online courses, participants acquire non-cognitive skills often absent

from pure online learning environments, and a diverse audience is participating. By working with libraries and building in additional learning support, P2PU also is able to reach first-time online learners, many of whom do not have a post-secondary degree.

P2PU measures success in terms of both the progress of individual learners and the viability of the model. In addition to the number of branches involved, cost per user, and number of learners, attributes such as retention, returning to additional Learning Circles, advancing from the role of learner to that of facilitator, and transitioning from Learning Circles into other fields (formal education, new job) are all other factors that contribute to success. Furthermore, P2PU designs for and measures academic mindsets (community, self-efficacy, growth mindsets, relevance) as a proxy for learner success.



HELPING PARENTS NAVIGATE A TECHNOLOGICAL WORLD: A RESOURCE FOR MAKING INFORMED TECHNOLOGY DECISIONS

Family Time With Apps: A Guide to Using Apps With Your Kids is an interactive resource for parents seeking to select and use apps in the most effective ways with their children.³³ The guide informs parents of the variety of ways that apps can support children's healthy development and family learning, communication, and connection with eight strategies. These strategies are playing games together, reading together every day, creating media projects, preparing for new experiences, connecting with distant family, exploring the outside world, making travel more fun, and creating a predictable routine. Tips on how to find the best apps to meet a child's particular needs and an explanation of how and why to use apps together also are included.

The guide references specific apps, which connect parents with the resources to select appropriate apps for their children. This online community is connected with various app stores and gives parents a menu for app selection on the basis of learning topic, age, connectivity, and device capability. Information also is included that describes exactly what other elements are attached to each app—for example, privacy settings, information collection, advertisements allowed, related apps, and so on.

The Joan Ganz Cooney Center at Sesame Workshop also recommends the Parents' Choice Award Winners as a tool for selecting child-appropriate apps. These apps, reviewed by the Parents' Choice Awards Committee within the Parents' Choice Foundation, have gone through a rigorous, multi-tiered evaluation process. The committee looks for apps that help children grow socially, intellectually, emotionally, and ethically while inspiring creativity and imagination and connecting parents and children.

- 4. Technology can help learners pursue passions and personal interests.** A student who learns Spanish to read the works of Gabriel García Márquez in the original language and a student who collects data and creates visualizations of wind patterns in the San Francisco Bay in anticipation of a sailing trip are learning skills that are of unique interest to them. This ability to learn topics of personal interest teaches students to practice exploration and research that can help instill a mindset of lifelong learning.



LEVERAGING THE POWER OF NETWORKS: CULTIVATING CONNECTIONS BETWEEN SCHOOLS AND COMMUNITY INSTITUTIONS

[Cities of LRNG](#) helps close the opportunity gap by connecting young people with a wide range of learning opportunities throughout their cities. The program makes learning activities from hundreds of community organizations easily discoverable to youth and their families on a single online platform.

Each LRNG city has a website where partner organizations can make their offerings visible. Young people receive recommended activities on the basis of their personal passions. For example, in Chicago through the local [Chicago Cities of Learning initiative](#), more than 120 organizations have provided a collective 4,500 engaging learning opportunities for tens of thousands of young people in all areas of the city through the its platform.

As students participate in learning activities, they earn digital badges that showcase their skills and achievements. These digital badges signify mastery of a skill—for example, coding, games, design, or fashion—giving out-of-school learning greater currency by documenting and archiving learning wherever it occurs. Each time a young person earns a badge, he or she is recommended additional learning experiences and invited to broaden or deepen skills to propel him or her along academic, civic, or career trajectories. Because digital badges contain in-depth information about each individual's learning experiences, schools and potential employers can gain a comprehensive view of each person's interests and competencies.



[Hive Learning Networks](#), a project of the Mozilla Foundation, organize and support city-based, peer-to-peer professional development networks and champion connected learning, digital skills, and Web literacy in youth-serving organizations in urban centers around the world. Using a laboratory approach and catalytic funding model, Hive re-imagines learning as interest based and empowers learners through collaboration with peer educators, youth, technology experts, and entrepreneurs.

Similar to Cities of LRNG, Hive networks are made up of community-based organizations, including libraries; museums; schools; after-school programs; and individuals, such as educators, designers, and artists. Hive participants work together to create learning opportunities for youth within and beyond the confines of traditional classroom experiences, design innovative practices and tools that leverage digital literacy skills for greater impact, and advance their own professional development.



The Hive model supports three levels of engagement:

- 1. Events.** Organizations with shared learning goals unite to provide fun, engaging events, such as maker parties, as a first step toward exploring longer term collaborations.
- 2. Learning Communities.** Community organizers with an interest in Hive's core principles come together in regular meet-ups and events to explore how to apply connected learning tools and practices. Learning communities are in seven cities in the United States, Canada, and India.
- 3. Learning Networks.** With an operational budget and staff, Hive Learning Networks commit to promoting innovative, open-source learning models in partnership with a community's civic and cultural organizations, businesses, entrepreneurs, educators, and learners. Learning Networks are in New York, Chicago, and Pittsburgh.

5. **Technology access when equitable can help close the digital divide and make transformative learning opportunities available to all learners.** An adult learner with limited physical access to continuing education can upskill by taking advantage of online programs to earn new certifications and can accomplish these goals regardless of location.
-



BUILDING EQUAL EXPERIENCES: BLACK GIRLS CODE (BGC) INFORMS AND INSPIRES

Introducing girls of color to technology at an early age is one key to unlocking opportunities that mostly have eluded this underserved group. [BGC](#), founded in 2001 by Kimberly Bryant, an electrical engineer, aims to “increase the number of women of color in the digital space by empowering girls of color to become innovators in STEM subjects, leaders in their communities, and builders of their own futures through exposure to computer science and technology.”³⁴

Through a combination of workshops and field trips, BGC gives girls of color a chance to learn computer programming and connects them to role models in the technology space. BGC also hosts events and workshops across the country designed to help girls develop a wide range of other skills such as ideation, teamwork, and presenting while exploring social justice issues and engaging in creating solutions to those issues through technology.³⁵ One example of such an event occurred at DeVry University where 100 girls between the ages of 7 and 17 learned how to build a webpage in a day. Tech industry volunteers led sessions in how to code using HTML, change the look and formatting of webpages using CCS, and design a basic Web structure. The girls developed webpages that integrated text, images, videos, and music, according to their interests and creativity. Toward the end of the day, participants presented their websites to cheering parents, volunteers, and other attendees. Between 10 and 12 similar events by BGC are held in Oakland each year.³⁶

BGC is headquartered in San Francisco, and BGC chapters are located in Chicago; Detroit; Memphis; New York; Oakland; Raleigh; and Washington, D.C., with more in development.



CREATING FOR ACCESS: HELLO NAVI FOR THE VISUALLY IMPAIRED

When Maggie Bolado, a teacher at Resaca Middle School in Los Fresnos, Texas, was approached about the unique challenge of helping a visually impaired student navigate the school’s campus, she had not imagined the innovation that was about to happen. Bolado helped guide a group of seventh- and eighth-grade students to develop an app to navigate the school grounds called Hello Navi. Working mostly during extracurricular time, the students learned bracket coding via online tutorials that enabled them to develop the app. As they learned to program, they also were developing problem-solving skills and becoming more detail oriented.

When the app was made available for download, requests came in to tailor the app to the needs of other particular users, including one parent who wanted to know how to make it work for her two-year-old child. The students participated in a developers’ forum to go through requests and questions on the app and problem-solve challenges and issues together. The students also interpreted various data sets, tracking the number of times the app was downloaded and monitoring the number of total potential users, making possible an improved next iteration of the app.

The Future of Learning Technologies

Although these examples help provide understanding of the current state of educational technologies, it is also important to note the research being done on early stage educational technology and how this research might be applied more widely in the future to learning.

As part of their work in cyberlearning, the National Science Foundation (NSF) is researching opportunities offered by integrating emerging technologies with advances in the learning sciences. Following are examples of the projects being funded by the NSF as part of this effort:

Increased use of games and simulations to give students the experience of working together on a project without leaving their classrooms. Students are involved actively in a situation that feels urgent and must decide what to measure and how to analyze data in order to solve a challenging problem. Examples include RoomQuake, in which an entire classroom becomes a scaled-down simulation of an earthquake. As speakers play the sounds of an earthquake, the students can take readings on simulated seismographs at different locations in the room, inspect an emerging fault line, and stretch twine to identify the epicenter. Another example is Robot-Assisted Language Learning in Education (RALL-E), in which students learning Mandarin converse with a robot that exhibits a range of facial expressions and gestures, coupled with language dialogue software. Such robots will allow students to engage in a social role-playing experience with a new language without the usual anxieties of speaking a new language. The RALL-E also encourages cultural awareness while encouraging good use of language skills and building student confidence through practice.

New ways to connect physical and virtual interaction with learning technologies that bridge the tangible and the abstract. For example, the In Touch With Molecules project has students manipulate a physical ball-and-stick model of a molecule such as hemoglobin, while a camera senses the model and visualizes it with related scientific phenomena, such as the energy field around the molecule. Students' tangible engagement with a physical model is connected to more abstract, conceptual models, supporting students' growth of understanding. Toward a similar goal, elementary school students sketch pictures of mathematical situations by using a pen on a tablet surface with representational tools and freehand sketching, much as they would on paper. Unlike with paper, they easily copy, move, group, and transform their pictures and representations in ways that help them to express what they are learning about mathematics. These can be shared with the teacher, and, via artificial intelligence, the computer can help the teacher see patterns in the sketches and support the teacher's using student expression as a powerful instructional resource.

Interactive three-dimensional imaging software, such as zSpace, is creating potentially transformational learning experiences. With three-dimensional glasses and a stylus, students are able to work with a wide range of images from the layers of the earth to the human heart. The zSpace program's noble failure feature allows students constructing a motor or building a battery to make mistakes and retry, learning throughout the process. Although the content and curriculum are supplied, teachers can customize and tailor lesson plans to fit the needs of their classes. This type of versatile technology allows students to work with objects schools typically would not be able to afford, providing a richer, more engaging learning experience.

Augmented reality (AR) as a new way of investigating our context and history. In the Cyberlearning: Transforming Education EXP project, researchers are addressing how and for what purposes AR technologies can be used to support the learning of critical inquiry strategies and processes. The question is being explored in the context of history education and the

Summarizing, Contextualizing, Inferring, Monitoring, and Corroborating (SCIM-C) framework developed for historical inquiry education. A combined hardware and software platform is being built to support SCIM-C pedagogy. Students use a mobile device with AR to augment their “field” experience at a local historical site. In addition to experiencing the site as it exists, AR technology allows students to view and experience the site from several social perspectives and to view its structure and uses across several time periods. Research focuses on the potential of AR technology in inquiry-based fieldwork for disciplines in which analysis of change across time is important to promote understanding of how very small changes across long periods of time may add up to very large changes.

Across these examples, we see that learning is not contained within screens or classrooms and that technology can enrich how students engage in the world around them.

To see additional examples of cyberlearning, visit [The Center for Innovative Research in CyberLearning](#).¹⁴

Bringing Equity to Learning Through Technology

Closing the Digital Use Divide

Traditionally, the *digital divide* in education referred to schools and communities in which access to devices and Internet connectivity were either unavailable or unaffordable.¹⁵ Although there is still much work to be done, great progress has been made providing connectivity and device access. The modernization of the federal **E-rate program** has made billions of dollars available to provide high-speed wireless access in schools across the country.

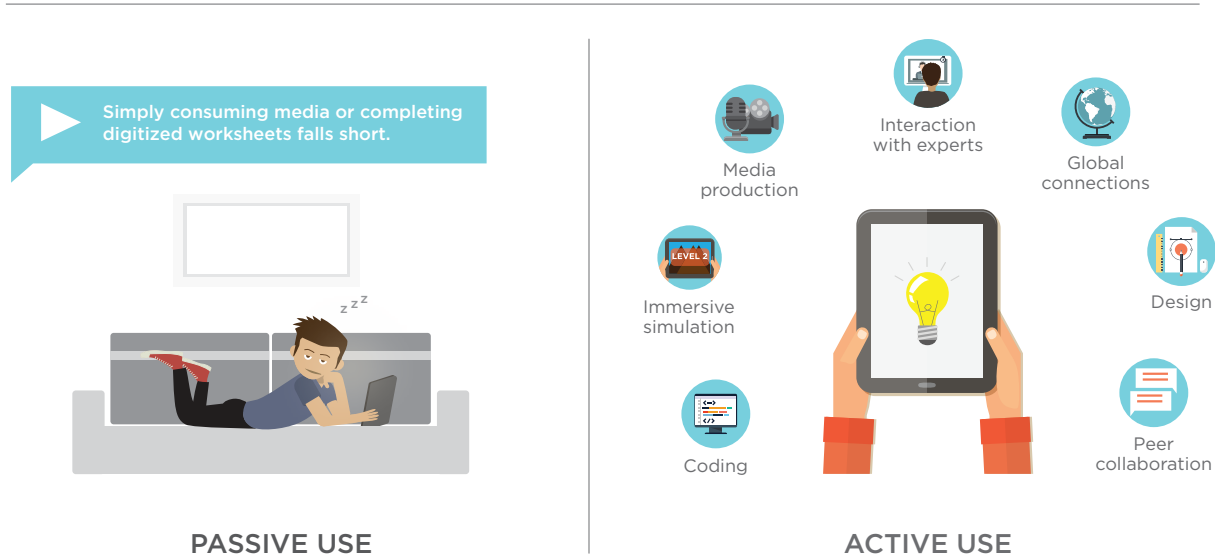


E-RATE PROGRAM: SOURCE OF FUNDING FOR CONNECTIVITY

The Schools and Libraries Universal Service Support Program, commonly known as the **E-rate program**, is a source of federal funding for Internet connectivity for U.S. schools and libraries. Created by Congress in 1996, E-rate provides schools and libraries with discounted Internet service on the basis of need. The program was modernized in 2014 to ensure there is sufficient funding available to meet the need for robust wireless connectivity within schools and high-speed connectivity to schools. For more information about E-rate, visit the website of the [Federal Communications Commission \(FCC\)](#).

DIGITAL USE DIVIDE

While essential, closing the digital divide alone will not transform learning. We must also close the digital **use** divide by ensuring all students understand how to use technology as a tool to engage in creative, productive, life-long learning rather than simply consuming passive content.



However, we have to be cognizant of a new digital divide—the disparity between students who use technology to create, design, build, explore, and collaborate and those who simply use technology to consume media passively.^{16,17,18,19}

On its own, access to connectivity and devices does not guarantee access to engaging educational experiences or a quality education.²⁰ Without thoughtful intervention and attention to the way technology is used for learning, the digital use divide could grow even as access to technology in schools increases.^{21,22,23,24}

Providing Technology Accessibility for All Learners

Learning experiences enabled by technology should be accessible for all learners, including those with special needs. Supports to make learning accessible should be built into learning software and hardware by default. The approach of including accessibility features from the beginning of the development process, also known as *universal design*, is a concept well established in the field of architecture. Modern public buildings include features such as ramps, automatic doors, or braille on signs to make them accessible by everyone. In the same way, features such

as text-to-speech, speech-to-text, enlarged font sizes, color contrast, dictionaries, and glossaries should be built into educational hardware and software to make learning accessible to everyone.

Three main principles drive application of universal design for learning (UDL)^{25,26,27}:

1. **Provide multiple means of representation so that students can approach information in more than one way.** Examples include digital books, specialized software and websites, and screen readers that include features such as text-to-speech, changeable color contrast, alterable text size, or selection of different reading levels.
2. **Provide multiple means of expression so that all students can demonstrate and express what they know.** Examples include providing options in how they express their learning, where appropriate, which can include options such as writing, online concept mapping, or speech-to-text programs.
3. **Provide multiple means of engagement to stimulate interest in and motivation for learning.** Examples include providing options among several different learning activities or content for a particular competency or skill and providing opportunities for increased collaboration or scaffolding.

Digital learning tools can offer more flexibility and learning supports than can traditional formats. Using mobile devices, laptops, and networked systems, educators are better able to personalize and customize learning experiences to align with the needs of each student. They also can expand communication with mentors, peers, and colleagues through social media tools. Digital tools also can make it possible to modify content, such as raising or lowering the complexity level of a text or changing the presentation rate.

At a higher level of engagement, digital tools such as games, websites, and digital books can be designed to meet the needs of a range of learners, from novices to experts. Learners with little understanding might approach the experience first as a novice and then move up to an intermediate level as they gain more knowledge and skills. One example is McGill University's [The Brain From Top to Bottom](#). The site includes options to engage with the content as a beginner, intermediate, or advanced learner and adjusts the learning activities accordingly.

To help in the selection of appropriate universally designed products and tools, the [National Center on Universal Design for Learning](#) has developed a resource linking each guideline to information about digital supports that can help a teacher put UDL into practice.



REACHING ALL LEARNERS: TOOLS FOR UDL

Developed with support from the U.S. Department of Education, the tools listed here were designed to help educators implement UDL principles into classroom practice and make learning activities more accessible:

- Nimble Assessment Systems developed [Nimble Tools](#) to deliver standard versions of assessment instruments that are tailored with embedded accommodation tools to meet the specific needs of students with disabilities. Some examples of the accommodation tools include a keyboard with custom keyboard overlays, the capacity of the system to read text aloud for students, an on-screen avatar presenting questions in American Sign Language (ASL) or Signed English, and the magnification of text and images for students with visual impairments.
- The Information Research Corporation developed [eTouchSciences](#), an integrated software and hardware assistive technology platform to support STEM learning

among middle school students with (or without) visual impairments. The product includes a haptic sensing controller device to provide real-time tactile, visual, and audio feedback. See [video](#).

- Filament Games developed the [Game-enhanced Interactive Life Science](#) suite of learning games to introduce middle school students to key scientific concepts and practices in the life sciences. These games, aligned to UDL, provide students with multiple means of representation, expression, and engagement and provide assistive features such as in-game glossaries and optional voice-over for all in-game text. See [video](#).
- Institute for Disabilities Research and Training developed the [myASL Quizmaker](#) to provide Web-based assessments for deaf or hard of hearing students who use ASL. This product provides automatic ASL graphic and video translations for students; enables teachers to create customized tests, exams, and quizzes that are scored automatically; and provides teacher reports with grades and corrected quizzes. See [video](#).



DESIGN IN PRACTICE: INDIANA SCHOOL DISTRICT ADOPTS UDL FOR ALL STUDENTS

Bartholomew Consolidated School Corporation is a public school district in Columbus, Indiana, serving approximately 12,000 students. The student population consists of 13 percent in special education, 50 percent receive free or reduced-price lunch, and more than 54 languages are spoken. UDL has been helpful as a decision-making tool in the deployment of technologies such as computers and other networked devices. The UDL guidelines help educators determine what strategies, accessible technologies, and teaching methods will enable all students to achieve lesson goals.

In one instance, a social studies teacher held an online discussion during a presidential debate. Realizing that some students were not taking part in class discussions, the teacher used technology to provide multiple means of representation, expression, and engagement. Some students who were reluctant to speak up in a face-to-face setting felt safe to do so online, becoming engaged participants in the class discussion.

Since they adopted a universal design approach, graduation rates increased by 8 percent for general education students and 22 percent for special education students. Also, the number of students taking and passing Advanced Placement tests has increased.

Physical Spaces and Technology-Enabled Learning

Blended learning and other models of learning enabled by technology require educators to rethink how they organize physical spaces to facilitate best collaborative learning using digital tools. Considerations include the following:

- Are the design and layout of the physical space dynamic and flexible enough to facilitate the technology-enabled learning models and practices selected? Can a space in which an educator delivers whole-class instruction also be shifted to facilitate individual online practice and research?
- Do the physical spaces align in their ability to facilitate individual and collaborative work? When practices such as project-based learning require students to be working together

with multiple devices for research and presentation building, is the space as useful as when individual learners need time and space to connect with information and experts online for personalized learning?

- Can the physical spaces and tools be shaped to provide multiple contexts and learning experiences such as Wi-Fi access for outdoor classrooms? Are library spaces able to become laboratories? Can a space used as a history lecture hall for one class become a maker space for engineering the next period?

For more information and tools for aligning physical spaces, visit the [Centre for Effective Learning Environments](#) and the [Clayton Christensen Institute's Blended Learning Universe](#).



INNOVATION FROM THE GROUND UP: DENVER SCHOOL FOR SCIENCE AND TECHNOLOGY (DSST) USES SPACE TO PROMOTE STUDENT ACHIEVEMENT

The DSST is an innovative high school located in Stapleton, Colorado, a redeveloped neighborhood near downtown Denver. Behind the bright colors and unique geometry of spaces at DSST lies a relationship to the way academic subjects are taught and community is formed at the high school. The school is designed to be flexible and aims to support student achievement through the design of its physical spaces.

The school features a series of gathering spaces that can be used for various academic and social purposes throughout the day. The largest of the gathering areas, near the school's entrance, is where the school's daily morning meeting for both students and faculty is held. Student and faculty announcements, skits, and other community functions are all encouraged in this communal setting.

Each of the three academic pods also includes informal spaces for gathering, studying, and socializing. These academic clusters are linked by a galleria, or large open hallway, that is lined with skylights and also serves as a gathering place for students and faculty members.

DSST has demonstrated results in the academic achievement of its students and in its attendance record. In 2005, the school's founding Grade 9 class was the highest scoring Grade 9 class in Denver in mathematics and the second highest scoring class in reading and writing. DSST was also the only Denver high school to earn a significant growth rating on the Colorado Student Assessment Program test scores from one year to the next. Student attendance at the school is typically about 96 percent.

Recommendations

- ▶ **States, districts, and post-secondary institutions should develop and implement learning resources that embody the flexibility and power of technology to create equitable and accessible learning ecosystems that make learning possible everywhere and all the time for all students.**

Whether creating learning resources internally, drawing on collaborative networks, or using traditional procurement procedures, institutions should insist on the use of resources and the design of learning experiences that use UD practices to ensure accessibility and increased equity of learning opportunities.

- ▶ **States, districts, and post-secondary institutions should develop and implement learning resources that use technology to embody design principles from the learning sciences.**

Educational systems have access to cutting-edge learning sciences research. To make better use of the existing body of research literature, however, educators and researchers will need to work together to determine the most useful dissemination methods for easy incorporation and synthesis of research findings into teachers' instructional practices.

- ▶ **States, districts, and post-secondary institutions should take inventory of and align all learning technology resources to intended educational outcomes. Using this inventory, they should document all possible learner pathways to expertise, such as combinations of formal and informal learning, blended learning, and distance learning.**

Without thoughtful accounting of the available tools and resources within formal and informal learning spaces within a community, matching learners to high-quality pathways to expertise is left to chance. Such an undertaking will require increased capacity within organizations that have never considered such a mapping of educational pathways. To aid in these efforts, networks such as LRNG, the Hive Learning Networks, and education innovation clusters can serve as models for cross-stakeholder collaboration in the interest of best using existing resources to present learners with pathways to learning and expertise.

- ▶ **Education stakeholders should develop a born accessible standard of learning resource design to help educators select and evaluate learning resources for accessibility and equity of learning experience.**

Born accessible is a play on the term born digital and is used to convey the idea that materials that are born digital also can and should be born accessible. If producers adopt current industry standards for producing educational materials, materials will be accessible out of the box. Using the principles and research-base of UD and UDL, this standard would serve as a commonly accepted framework and language around design for accessibility and offer guidance to vendors and third-party technology developers in interactions with states, districts, and institutions of higher education.

- ¹ Bransford, J. D., Brown, A. L., & Cocking, R. R. (2000). *How people learn: Brain, mind, experience, and school* (p. 133). Washington, DC: National Academy Press. Retrieved from <http://www.nap.edu/catalog/9853/how-people-learn-brain-mind-experience-and-school-expanded-edition>.
- ² Lave, J., & Wenger, E. (1991). *Situated learning: Legitimate peripheral participation*. Cambridge, England: Cambridge University Press.
- ³ Molnar, M. (2014). Richard Culatta: Five ways technology can close equity gaps. *Education Week*. Retrieved from http://blogs.edweek.org/edweek/marketplacek12/2014/11/richard_culatta_five_ways_technology_can_close_equity_gaps.html.
- ⁴ Culatta, R. (2015, March 3). *Technology as a tool for equity* [Video file]. Retrieved from <http://www.youtube.com/watch?v=6m-eMFz0iZI>.
- ⁵ Partnership for 21st Century Learning. (2013). *Framework for 21st century learning*. Retrieved from <http://www.p21.org/our-work/p21-framework>.
- ⁶ Bandura, A. (2001). Social cognitive theory: An agentic perspective. *Annual Review of Psychology*, 52(1), 1–26.
- ⁷ Durlak, J. A., Weissberg, R. P., Dymnicki, A. B., Taylor, R. D., & Schellinger, K. B. (2011). The impact of enhancing students' social and emotional learning: A meta-analysis of school-based universal interventions. *Child Development*, 82(1), 405–432.
- ⁸ Durlak, J. A., Weissberg, R. P., & Pachan, M. (2010). A meta-analysis of after-school programs that seek to promote personal and social skills in children and adolescents. *American Journal of Community Psychology*, 45(3-4), 294–309.
- ⁹ Farrington, C. A., Roderick, M., Allensworth, E., Nagaoka, J., Keyes, T. S., Johnson, D. W., & Beechum, N. O. (2012). *Teaching adolescents to become learners: The role of noncognitive factors in shaping school performance: A critical literature review*. Chicago, IL: University of Chicago Consortium on Chicago School Research.
- ¹⁰ Johnson, L., Adams Becker, S., Estrada, V., & Freeman, A. (2014). *NMC horizon report: 2014 K-12 edition*. Austin, TX: The New Media Consortium.
- ¹¹ Smith, G. E., & Throne, S. (2007). *Differentiating instruction with technology in K-5 classrooms*. Washington, DC: International Society for Technology in Education.
- ¹² Ito, M., Gutiérrez, K., Livingstone, S., Penuel, B., Rhodes, J., Salen, K...Watkins, C. S. (2013). *Connected learning: An agenda for research and design*. Irvine, CA: Digital Media and Learning Research Hub.
- ¹³ Office of Educational Technology. (2015). *Ed tech developer's guide*. Washington, DC: U.S. Department of Education. Retrieved from <http://tech.ed.gov/developers-guide/>.
- ¹⁴ The Center for Innovative Research in Cyber Learning. (2014). *NSF cyberlearning program*. Retrieved from <http://circlcenter.org/projects/nsf-cyber-projects/>.
- ¹⁵ Culp, K. M., Honey, M., & Mandinach, E. (2005). A retrospective on twenty years of education technology policy. *Journal of Educational Computing Research*, 32(3), 279–307.
- ¹⁶ Fishman, B., Dede, C., & Means, B. (in press). Teaching and technology: New tools for new times. In D. Gitomer & C. Bell (Eds.), *Handbook of Research on Teaching* (5th ed.).
- ¹⁷ Purcell, K., Heaps, A., Buchanan, J., & Friedrich, L. (2013). *How teachers are using technology at home and in their classrooms*. Washington, DC: Pew Research Center's Internet & American Life Project.
- ¹⁸ Valadez, J. R., & Durán, R. P. (2007). Redefining the digital divide: Beyond access to computers and the Internet. *The High School Journal*, 90(3), 31–44.
- ¹⁹ Warschauer, M., & Matuchniak, T. (2010). New technology and digital worlds: Analyzing evidence of equity in access, use, and outcomes. *Review of Research in Education*, 34(1), 179–225.
- ²⁰ Warschauer, M. (2003). Demystifying the digital divide. *Scientific American*, 289(2), 42–47.
- ²¹ Attewell, P. (2001). Comment: The first and second digital divides. *Sociology of Education*, 74(3), 252–259.
- ²² Campos-Castillo, C., & Ewoodzie, K. (2014). Relational trustworthiness: How status affects intra-organizational inequality in job autonomy. *Social Science Research*, 44, 60–74.
- ²³ Darling-Hammond, L., Wilhoit, G., & Pittenger, L. (2014). Accountability for college and career readiness: Developing a new paradigm. *Education Policy Analysis Archives*, 22(86), 1–38.
- ²⁴ Gee, J. P. (2009). Deep learning properties of good digital games: How far can they go? In U. Ritterfeld, M. Cody, & P. Vorderer (Eds.), *Serious Games: Mechanisms and Effects* (pp. 67–82). New York, NY: Routledge.
- ²⁵ Rose, D. H., & Meyer, A. (2002). *Teaching every student in the digital age: Universal design for learning*. Alexandria, VA: Association for Supervision and Curriculum Development.
- ²⁶ Gray, T., & Silver-Pacuilla, H. (2011). *Breakthrough teaching and learning: How educational and assistive technologies are driving innovation*. New York, NY: Springer.
- ²⁷ Meyer, A., Rose, D. H., & Gordon, D. (2014). *Universal design for learning: Theory and practice*. Wakefield, MA: CAST Professional Publishing.
- ²⁸ Reardon, C. (2015). More than toys—Gamer affirmative therapy. *Social Work Today*, 15(3), 10. Retrieved from <http://www.socialworktoday.com/archive/051815p10.shtml>.
- ²⁹ 3C Institute. (2015). *Serious games*. Retrieved from <https://www.3cisd.com/what-we-do/serious-games>.
- ³⁰ Mindset Works. (2012). The Experiences. Retrieved from <https://www.mindsetworks.com/webnav/experiences.aspx>.

³¹ Ibid.

³² Governor's Budget FY2012. (2011). *Eliminating the Achievement Gap*. Retrieved from http://www.mass.gov/bb/h1/fy12h1/exec_12/hbudbrief2.htm.

³³ The Joan Ganz Cooney Center. (2014). *Family time with apps: A guide to using apps with your kids*. Retrieved from <http://www.joanganzcooneycenter.org/publication/family-time-with-apps/>.

³⁴ Black Girls Code: Imagine, Build, Create. (2013). *Programs/events*. Retrieved from <http://www.blackgirlscore.com/programsevents.html>.

³⁵ Black Girls Code: Imagine, Build, Create. (2013). *Programs/events*. Retrieved from <http://www.blackgirlscore.com/programsevents.html>.

³⁶ Tupa, M. (2014). Black Girls Code teaches girls digital technology skills. Retrieved from <https://oaklandnorth.net/2014/11/11/black-girls-code-teaches-girls-digital-technology-skills/>.

2. Teaching

Teaching With Technology

GOAL: Educators will be supported by technology that connects them to people, data, content, resources, expertise, and learning experiences that can empower and inspire them to provide more effective teaching for all learners.

Technology offers the opportunity for teachers to become more collaborative and extend learning beyond the classroom. Educators can create learning communities composed of students; fellow educators in schools, museums, libraries, and after-school programs; experts in various disciplines around the world; members of community organizations; and families. This enhanced collaboration, enabled by technology offers access to instructional materials as well as the resources and tools to create, manage, and assess their quality and usefulness.

To enact this vision, schools need to support teachers in accessing needed technology and in learning how to use it effectively. Although research indicates that teachers have the biggest impact on student learning out of all other school-level factors, we cannot expect individual educators to assume full responsibility for bringing technology-based learning experiences into schools.^{1,2,3,4,5} They need continuous, just-in-time support that includes professional development, mentors, and informal collaborations. In fact, more than two thirds of teachers say they would like more technology in their classrooms,⁶ and roughly half say that lack of training is one of the biggest barriers to incorporating technology into their teaching.⁷

Institutions responsible for pre-service and in-service professional development for educators should focus explicitly on ensuring all educators are capable of selecting, evaluating, and using appropriate technologies and resources to create experiences that advance student engagement and learning. They also should pay special care to make certain that educators understand the privacy and security concerns associated with technology. This goal cannot be achieved without incorporating technology-based learning into the programs themselves.


For many teacher preparation institutions, state offices of education, and school districts, the transition to technology-enabled preparation and professional development will entail rethinking instructional approaches and techniques, tools, and the skills and expertise of educators who teach in these programs. This rethinking should be based on a deep understanding of the roles and practices of educators in environments in which learning is supported by technology.

Roles and Practices of Educators in Technology-Supported Learning

Technology can empower educators to become co-learners with their students by building new experiences for deeper exploration of content. This enhanced learning experience embodies John Dewey’s notion of creating “more mature learners.”⁸ Side-by-side, students and teachers can become engineers of collaboration, designers of learning experiences, leaders, guides, and catalysts of change.^{9,10} Following are some descriptions of these educator roles and examples of how technology can play an integral part.

Educators can collaborate far beyond the walls of their schools. Through technology, educators are no longer restricted to collaborating only with other educators in their schools. They now can connect with other educators and experts across their communities or around the world to expand their perspectives and create opportunities for student learning. They can connect with community organizations specializing in real-world concerns to design learning experiences that allow students to explore local needs and priorities. All of these elements make classroom learning more relevant and **authentic**.

In addition, by using tools such as videoconferencing, online chats, and social media sites, educators, from large urban to small rural districts, can connect and collaborate with experts and peers from around the world to form online professional learning communities.

 **AUTHENTIC LEARNING**
Authentic learning experiences are those that place learners in the context of real-world experiences and challenges.¹¹



BUILDING COMMUNITIES FOR EDUCATORS: INTERNATIONAL EDUCATION AND RESOURCE NETWORK (iEARN) FOSTERS GLOBAL COLLABORATIVE TEACHING AND LEARNING

Through technology, educators can create global communities of practice that enable their students to collaborate with students around the world. Technology enables collaborative teaching regardless of geographic location, as demonstrated by the global nature of the Solar Cooking Project organized by earth and environmental science teacher Kathy Bosiak.

Bosiak teaches at Lincolnton High School in Lincolnton, North Carolina, and is a contributing educator for [iEARN](#), a nonprofit organization made up of more than 30,000 schools and youth organizations in more than 140 countries. iEARN offers technology-enabled resources that enable teachers and students around the world to collaborate on educational projects, all designed and facilitated by teachers and students to fit their curriculum, classroom needs, and schedules.¹⁷

In addition to its student programs, iEARN offers professional face-to-face workshops for teachers that combine technology and continued engagement through virtual networks and online professional learning opportunities. The workshops focus on the skills needed to engage in Internet-based collaborative learning projects, including peer review, team building, joining regional and international learning communities, and developing project-based curricula that integrate national education standards.

Educators can design highly engaging and relevant learning experiences through technology. Educators have nearly limitless opportunities to select and apply technology in ways that connect with the interests of their students and achieve their learning goals. For example, a classroom teacher beginning a new unit on fractions might choose to have his students play a learning game such as Factor Samurai, Wuzzit Trouble, or Sushi Monster as a way to introduce the concept. Later, the teacher might direct students to practice the concept by using manipulatives so they can start to develop some grounded ideas about equivalence.¹²

To create an engaging and relevant lesson that requires students to use content knowledge and critical thinking skills, an educator might ask students to solve a community problem by using technology. Students may create an online community forum, public presentation, or call to action related to their proposed solution. They can use social networking platforms to gather information and suggestions of resources from their contacts. Students can draft and present their work by using animated presentation software or through multimedia formats such as videos and blogs. This work can be shared in virtual discussions with content experts and stored in online learning portfolios.

A school without access to science labs or equipment can use virtual simulations to offer learners experiences that are currently unavailable because of limited resources. In addition, these simulations are safe places for students to learn and practice effective processes before they conduct research in the field. Just as technology can enhance science learning for schools lacking equipment, it can enable deep learning once students are in the field as well. Students can collect data for their own use via mobile devices and probes and sync their findings with those of collaborators and researchers anywhere in the world to create large, authentic data sets for study.

Educators can lead the evaluation and implementation of new technologies for learning. Lower price points for learning technologies make it easier for educators to pilot new technologies and approaches before attempting a school-wide adoption. These educators also can lead and model practices around evaluating new tools for privacy and security risks, as well as compliance with federal privacy regulations. (For more on these regulations, see Section 5: Infrastructure). Teacher-leaders with a broad understanding of their own educational technology needs, as well as those of students and colleagues, can design short pilot studies that impact a small number of students to ensure the chosen technology and the implementation approach have the desired outcomes. This allows schools to gain experience with and confidence in these technologies before committing entire schools or districts to purchases and use.

Teacher-leaders and those with experience supporting learning with technology can work with administrators to determine how to share their learning with other teachers. They also can provide support to their peers by answering questions and modeling practical uses of technology to support learning.



EVALUATING TECHNOLOGY THROUGH RAPID CYCLE TECHNOLOGY EVALUATIONS

As schools continue to invest heavily in education technology, there is a pressing need to generate evidence about the effectiveness of these investments and also to develop evaluation tools that developers and practitioners can use to conduct their own evaluations that take less time and incur lower costs than do traditional evaluations. The U.S. Department of Education is funding a rapid cycle technology evaluation project that will design research approaches for evaluating apps, platforms, and tools;

conduct pilots and disseminate the resulting short reports; and create an interactive guide and implementation support tools for conducting rapid cycle technology evaluations to be used by schools, districts, developers, and researchers.

Rapid cycle technology evaluations will help provide results in a timely manner so that evidence of effectiveness is available to school and district leaders when they need to make purchasing decisions.



TEACH TO LEAD: DEVELOPING TEACHERS AS LEADERS

Teach to Lead, a joint program of the National Board for Professional Teaching Standards, ASCD, and the U.S. Department of Education, aims to advance student outcomes by expanding opportunities for teacher leadership, particularly opportunities that allow teachers to stay in the classroom. With the help of supporting organizations, Teach to Lead provides a platform for teacher-leaders and allies across the country (and around the world) to create and expand on their ideas.

Teach to Lead participants are invested personally in the development of their teacher leadership action plans because the ideas are their own. Participants identify a current problem within their school, district, or community and develop a theory of action to solve that problem. Since its inception in March 2014, Teach to Lead has engaged more than 3,000 educators, in person and virtually through its online platform, with more than 850 teacher leadership ideas spanning 38 states. Teach to Lead regional Teacher Leadership Summits brought together teams of teacher-leaders and supporting organizations to strengthen their teacher leadership ideas, share resources, and develop the skills necessary to make their projects a reality.

Marcia Hudson and Serena Stock, teacher-leaders at Avondale Elementary School in Michigan, identified a need for teacher-led professional development at their school and created a module for teachers to collect and analyze student outcome data to drive new professional development opportunities. The teachers now are holding engagement meetings with teacher-leaders to develop and fund professional development and data collection further.

Chris Todd teaches at Windsor High School in Connecticut and is a Teacher-Leader-in-Residence for the Connecticut State Department of Education. Chris's team is developing the Connecticut Educator Network, a database of teacher-leaders who are readily available to advise on policy development. The group intends to provide training and policy briefings to continue to hone the teachers' leadership skills.

Educators can be guides, facilitators, and motivators of learners. The information available to educators through high-speed Internet means teachers do not have to be content experts across all possible subjects. By understanding how to help students access online information, engage in simulations of real-world events, and use technology to document their world, educators can help their students examine problems and think deeply about their learning. Using digital tools, they can help students create spaces to experiment, iterate, and take intellectual risks with all of the information they need at their fingertips.^{13,14} Teachers also can take advantage of these spaces for themselves as they navigate new understandings of teaching that move beyond a focus on *what* they teach to *how* students can learn and show what they know.

Educators can help students make connections across subject areas and decide on the best tools for collecting and showcasing learning through activities such as contributing to online forums, producing webinars, or publishing their findings to relevant websites. These teachers can advise students on how to build an online learning portfolio to demonstrate their learning progression. Within these portfolios, students can catalog resources that they can review and share as they

move into deeper and more complex thinking about a particular issue. With such portfolios, learners will be able to transition through their education careers with robust examples of their learning histories as well as evidence of what they know and are able to do. These become compelling records of achievement as they apply for entrance into career and technical education institutions, community colleges, and four-year colleges and universities or for employment.



DEEPENING STUDENT UNDERSTANDING: USING INTERACTIVE VIDEO TO IMPROVE LEARNING

Reflective teachers can search for new ways for their students to engage with technology effectively, especially when students are not optimizing their learning experiences. Every year at Crocker Middle School, Ryan Carroll would ask his sixth-grade world history students to watch a variety of online videos for homework. He found that no matter how entertaining or interesting the videos were, his students were not retaining much of the information being presented, and often they were confused about key concepts. After learning about [Zaption](#), a teaching tool funded by the U.S. Department of Education, Carroll realized his students could get more out of the videos he assigned. Using Zaption's interactive video platform, he added images, text, drawings, and questions to clarify tricky concepts and check for understanding as students watched the video.

Zaption's analytics allow educators to review individual student responses and class-wide engagement data quickly, giving greater insight on how students are mastering key concepts as they watch and enabling teachers to address misconceptions quickly.

Educators can be co-learners with students and peers. The availability of technology-based learning tools gives educators a chance to be co-learners alongside their students and peers. Although educators should not be expected to know everything there is to know in their disciplines, they should be expected to model how to leverage available tools to engage content with curiosity and a mindset bent on problem solving and how to be co-creators of knowledge. In short, teachers should be the students they hope to inspire in their classrooms.¹⁵



CO-LEARNING IN THE CLASSROOM: TEACHER USER GROUPS PROVIDE PEER LEARNING FOR ADULT EDUCATION EDUCATORS

Recognizing the power of virtual peer learning, the U.S. Department of Education's Office of Career, Technical, and Adult Education has funded projects that have established teacher user groups to explore the introduction of openly licensed educational resources into adult education. This model of professional development recognizes that virtual peer learning can support teachers to change their practice and provide leadership and growth opportunities. The small groups of far-flung teachers work with a group moderator to identify, use, and review openly licensed resources in mathematics, science, and English language arts.

Reviews referenced the embedded evaluation criteria in [OER Commons](#), a repository of open educational resources (OER) that can be used or reused freely at no cost and that align to the College- and Career-Readiness mathematics and language arts and Next Generation Science Standards. They also included practice tips for teaching the

content to adult learners. The reviews are posted on OER Commons and tagged as **Adult Basic Education** or **Adult English for Speakers of Other Languages** to facilitate the discovery by other teachers of these high-quality, standards-aligned teaching and learning materials.



LEARNING OUT LOUD ONLINE: JENNIE MAGIERA, DISTRICT CHIEF TECHNOLOGY OFFICER AND CLASSROOM TEACHER

Planning a lesson on how elevation and other environmental influences affect the boiling point of water, Jennie Magiera realized that many of the students in her fourth-grade class in Cook County, Illinois, had never seen a mountain. So Magiera reached out to her network of fellow educators through social media to find a teacher in a mountainous area of the country interested in working with her on the lesson.

Soon, Magiera and a teacher in Denver were collaborating on a lesson plan. Using tablets and online videoconferencing, the students in Denver showed Magiera's students the mountains that they could see outside of their classrooms every day. After a discussion of elevation, the two teachers engaged their students in a competition to see which class could boil water faster. By interacting with students in the other class, Magiera's students became engaged more deeply in the project, which led them to develop a richer understanding of ecosystems and environments than they might have otherwise.

Educators can become catalysts to serve the underserved. Technology provides a new opportunity for traditionally underserved populations to have equitable access to high-quality educational experiences. When connectivity and access are uneven, the digital divide in education is widened, undermining the positive aspects of learning with technology.

All students deserve equal access to (1) the Internet, high-quality content, and devices when they need them and (2) educators skilled at teaching in a technology-enabled learning environment. When this occurs, it increases the likelihood that learners have personalized learning experiences, choice in tools and activities, and access to adaptive assessments that identify their individual abilities, needs, and interests.

Connected Educators: Exemplars

Technology can transform learning when used by teachers who know how to create engaging and effective learning experiences for their students. In 2014, a group of educators collaborated on a report entitled, *Teaching in the Connected Learning Classroom*. Not a how-to guide or a set of discrete tools, it draws together narratives from a group of educators within the National Writing Project who are working to implement and refine practices around technology-enabled learning. The goal was to rethink, iterate on, and assess how education can be made more relevant to today's youth.



PRODUCING STUDENT FILMS WITH ONLINE AUDIENCES: KATIE MCKAY: LIGHTS, CAMERA, SOCIAL ACTION!

In Katie McKay's diverse, fourth-grade transitional bilingual class, encouraging her students to work together on a project helped them build literacy skills while simultaneously giving them the opportunity to pursue culturally relevant questions related to equity.

McKay recognized that her students were searching for the language to talk about complicated issues of race, gender, power, and equity. To address the competing priorities of preparing her students for the state test and providing them with authentic opportunities to develop as readers and writers, McKay started a project-based unit on the history of discrimination in the United States.

Students worked in heterogeneously mixed groups to develop comic strips that eventually were turned into two videos, one showing micro-aggressions students commonly see today and one about the history of discrimination in the United States. The movie on micro-aggressions portrayed current scenarios that included characters who acted as agents of change, bravely and respectfully defending the rights of others.

According to McKay, students who previously were disengaged found themselves drawn into the classroom community in meaningful and engaging ways.

While reflecting on this unit, McKay wrote:

"We were not only working to promote tolerance and appreciation for diversity in our community. We also were resisting an oppressive educational context. In the midst of the pressure to perform on tests that were isolating and divisive, we united in collaborative work that required critical thinking and troubleshooting. In a climate that valued silence, antiquated skills, and high-stakes testing, we engaged in peer-connected learning that highlighted 21st century skills and made an impact on our community."¹⁸



JUST-IN-TIME LEARNING: JANELLE BENICE: HOW DO I TEACH WHAT I DO NOT KNOW?

Texas teacher Janelle Benice was looking for new ways to engage and challenge her students, the majority of whom are English language learners from low-income families. After observing her students' motivation to persist through game challenges, she wondered if games held a key to getting them similarly engaged in classwork. After attending a session on gaming at a National Writing Project Annual Meeting, Benice was inspired to incorporate gaming into her classroom. She did not know anything about gaming and so, as is the case for many teachers seeking to bridge the gap between students' social interests and academic subjects, she had to figure out how to teach what she did not know.

Benice started by reading a book about using video games to teach literacy. As she read, she shared her ideas and questions on her blog and talked to other educators, game designers, and systems thinkers. Through these collaborations, she decided that by creating games, her students would be required to become informed experts in the content of the game as well as to become powerful storytellers.

As she explored games as a way to make academic tasks more engaging and accessible for her students, Benice found it was important to take advantage of professional learning and peer networks, take risks by moving from a passive consumer of knowledge to actually trying the tasks that she planned to use with students, and put herself in her students' shoes.

Benice shared that "finding a way to connect to students and their passions—by investigating what makes them tick and bridging [those passions] to academic tasks—educators are modeling risks that encourage the same behavior in their learners."¹⁹



BUILDING STUDENT AGENCY: JASON SELLERS: TEXT-BASED VIDEO GAMES

Aware of the popularity of video games among his students, and as a longtime fan of video games himself, teacher Jason Sellers decided to use gaming to develop his 10th-grade students' ability to use descriptive imagery in their writing. Specifically, Sellers introduced his students to text-based video games. Unlike graphics-based games in which users can view graphics and maneuver through the game by using controller buttons, text-based games require players to read descriptions and maneuver by typing commands such as "go north" or "unlock the door with a key." Sellers decided his students could practice using descriptive imagery by developing their own text-based games.

Using tutorials and other resources found on [Playfic](#), an interactive fiction online community, Sellers created lessons that allowed students to play and eventually create interactive fiction games. Prior to the creation of the games, Sellers's class analyzed several essays that skillfully used descriptive imagery, such as David Foster Wallace's *A Ticket to the Fair*, and composed short pieces of descriptive writing about their favorite locations in San Francisco.

Students then transferred their newly honed descriptive storytelling skills to the development of an entertaining text-based game. Because Sellers's students wanted to develop games their peers would want to play, they focused on ways to make their games more appealing, including, as Sellers described, "using familiar settings (local or popular culture), familiar characters (fellow students or popular culture), and tricky puzzles."²⁰

According to Sellers, this project allowed students to work through problems collaboratively with peers from their classroom and the Playfic online community and motivated them to move beyond basic requirements to create projects worthy of entering competitions.

Rethinking Teacher Preparation

Teachers need to leave their teacher preparation programs with a solid understanding of how to use technology to support learning. Effective use of technology is not an optional add-on or a skill that we simply can expect teachers to pick up once they get into the classroom. Teachers need to know how to use technology to realize each state's learning standards from day one. Most states have adopted and are implementing college- and career-ready standards to ensure that their students graduate high school with the knowledge and skills necessary to succeed.

For states that have voluntarily adopted the [Common Core State Standards](#), there are more than 100 direct mentions of technology expectations, and similar expectations exist in states adopting other college- and career-ready standards. Many federal, state, and district leaders have made significant investments in providing infrastructure and devices to schools. Without a well-prepared and empowered teaching force, our country will not experience the full benefits of those investments for transformative learning.

Schools should be able to rely on teacher preparation programs to ensure that new teachers come to them prepared to use technology in meaningful ways. No new teacher exiting a preparation program should require remediation by his or her hiring school or district. Instead, every new teacher should be prepared to model how to select and use the most appropriate apps and tools

to support learning and evaluate these tools against basic privacy and security standards. It is inaccurate to assume that because pre-service teachers are tech savvy in their personal lives they will understand how to use technology effectively to support learning without specific training and practice. This expertise does not come through the completion of one educational technology course separate from other methods courses but through the inclusion of experiences with educational technology in all courses modeled by the faculty in teacher preparation programs.



ALIGNING EDUCATION WITH TECHNOLOGY STANDARDS: UNIVERSITY OF MICHIGAN

Pre-service teachers at the University of Michigan School of Education are experiencing the kind of learning with technology their students will one day know. The curriculum addresses each of the five [ISTE Standards for Teachers](#)²¹ and aligns with skills from the Partnership for 21st Century Skills.²² Each standard also has related course projects designed for teacher candidates to use technology actively to demonstrate their understanding of the material through practice and feedback. For example, teacher candidates are asked to design and teach a 20-minute webinar for fourth graders that is based on Next Generation Science Standards and to design and teach a lesson that uses technology and meets the needs of their learners as part of their student teaching placement.



PREPARING TO TEACH IN TECHNOLOGY-ENABLED ENVIRONMENTS: SAINT LEO UNIVERSITY

A 2006 survey of Saint Leo University teacher preparation program alumni showed satisfaction with their preparation with one notable exception—technology in the classroom. As a result, the education department established a long-term goal of making technology innovation a keystone of its program. Saint Leo faculty redesigned their program on the basis of the Technological Pedagogical and Content Knowledge model, in which pre-service teachers learned to blend content, pedagogical, and technological knowledge in their PK–12 instruction.²³

Faculty developed their expertise with different technologies so that every course models the use of technology to support teaching and learning. The school built an education technology lab where teacher candidates can practice using devices, apps, and other digital learning resources. Students regularly reflect on their experience using technology to increase effectiveness and efficiency as well as its value in the learning process.

Perhaps most notably, Saint Leo ensures all pre-service teachers have basic technologies available at their student teaching placements. Each pre-service teacher is given a digital backpack with a tablet, portable projector, speakers, and a portable interactive whiteboard. A student response system is also available for pre-service teachers to use in their field placements.



ADVANCING KNOWLEDGE AND PRACTICE OF ASSISTIVE TECHNOLOGIES FOR NEW TEACHERS: ILLINOIS STATE UNIVERSITY

Illinois State University's Department of Special Education is one of the largest special education training programs in the nation. Recognizing the value of assistive technology in meeting the needs of each student, the special education teacher preparation program at the University includes an extensive emphasis on selection and use of assistive technologies.

Classroom learning is brought to life through ongoing clinical and field-based experiences in schools and at the university's Special Education Assistive Technology Center. The center provides hands-on experiences to pre-service teachers enrolled in the special education programs at Illinois as well as opportunities for teachers, school administrators, family members, and businesses to learn about assistive technologies. Furthermore, faculty work in partnership with a variety of public, private, and residential schools to enhance student field experiences and provide opportunities for students to work with learners with a range of disabilities and in a variety of settings, including rural, urban, and suburban areas.



BUILDING DIGITAL LITERACY IN TEACHING: UNIVERSITY OF RHODE ISLAND (URI)

A critical aspect of ensuring that young Americans learn appropriate digital literacy skills is equipping educators at all levels with the same skills. To that end, [URI](#) offers a graduate certificate in digital literacy for graduate students, classroom teachers, librarians, and college faculty. By targeting a broad audience to participate in the program, URI is expanding the number of educators with the professional capacity to help students to learn, access, analyze, create, reflect, and take action using digital tools, texts, and technologies in all aspects of their lives.

During the program, students are introduced to key theories of digital literacy in inquiry-driven learning and given time to experiment with and explore a wide range of digital texts, tools, and technologies. In collaboration with a partner, they create a project-based instructional unit that enables them to demonstrate their digital skills in the context of an authentic learning situation. Throughout the program, students participate in hands-on, minds-on learning experiences; participants build a deeper understanding of digital literacy while developing practical skills and have time to reflect on the implications of the digital shift in education, leisure, citizenship, and society.

In its evaluation of the program, URI has found that participants experienced a dramatic increase in digital skills associated with implementing project-based learning with digital media and technology. Their understanding of digital literacy also shifted to focus more on inquiry, collaboration, and creativity.

Fostering Ongoing Professional Learning

The same imperatives for teacher preparation apply to ongoing professional learning. Professional learning and development programs should transition to support and develop educators' identities as fluent users of technology; creative and collaborative problem solvers; and adaptive, socially aware experts throughout their careers. Programs also should address challenges when it comes to using technology learning: ongoing professional development should be job embedded and available just in time.¹⁶



INCREASING ONLINE PROFESSIONAL LEARNING: CONNECTED EDUCATOR MONTH BUILDS COLLABORATION ACROSS THE COUNTRY

Connected Educator Month, part of the U.S. Department of Education's Connected Educators project, began with a monthlong online conference that included a centralized guiding structure, kickoff and closing events, engagement resources, and an open calendar to which organizations of all types could submit professional learning events and activities. Educators used these resources and the calendar to create their own professional development plan for the month. Available activities included webinars, Twitter chats, forum discussions, and actively moderated blog discussions based on personal learning needs and interests.

In the first year, more than 170 organizations provided more than 450 events and activities, with educators completing an estimated 90,000 hours of professional learning across the month. More than 4 million people followed the #ce12 hashtag on Twitter, generating 1.4 million impressions per day.

Now led by partner organizations from the original Connected Educators project—American Institutes for Research (AIR), Grunwald Associates LLC, and Powerful Learning Practice—Connected Educator Month features more than 800 organizations and has provided more than 1,000 events and activities. Australia, New Zealand, and Norway hosted their own iterations of Connected Educator Month, and educators in more than 125 countries participated in some way.



PUTTING LEARNING IN TEACHERS' HANDS: DENVER PUBLIC SCHOOLS PERSONALIZES PROFESSIONAL DEVELOPMENT

In 2014, 80 teachers from 45 schools engaged in the pilot year of Project Cam Opener, an initiative of the Personalized Professional Learning team in Denver Public Schools. Now in its second year with 425 teachers and leaders, Project Cam Opener allows educators to record their teaching with customized video toolkits and share those videos for self-reflection and feedback within an online community of practice.

In the program's pilot year, the first 80 teachers recorded hundreds of videos using tools such as Swivls, iPads, high-definition webcams, and microphones. The videos were uploaded to private YouTube channels and shared via a Google+ community for feedback. For many of these teachers, it was the first time that they had seen the teaching practices of other teachers in their district. The videos sparked daily conversations and sharing of ideas.

Three measures are used to determine the effectiveness of Project Cam Opener: engagement, retention, and observation. In the first end-of-year survey, 90 percent of respondents said that taking part in Project Cam Opener made them more engaged in their own professional learning and growth. In addition, not a single teacher from the pilot group left Denver Public Schools after their year with Project Cam Opener (the overall district rate of turnover is 20 percent). Although teacher observation scores are harder to attribute to this project specifically, the growth of this cohort of teachers outpaced that of their non-Project Cam Opener counterparts, according to the district's Framework for Effective Teaching.



MICRO-CREDENTIALING TEACHER LEARNING: KETTLE MORAINÉ INTRODUCES TEACHER-LED PROFESSIONAL LEARNING

Kettle Moraine School District in Wisconsin is creating a professional learning environment in which practicing teachers can be the masters and architects of their own learning. Using the Digital Promise educator micro-credentialing framework as a guide (for more information on Digital Promise's micro-credentialing work, see Section 4), teachers in the district take a technology proficiency self-assessment, which they use as a baseline for their personal professional growth. The teachers then work by themselves and in collaborative teams to develop specific professional learning goals aligned to district strategic goals, which they submit to district leadership for approval.

Once these goals are approved, the teachers establish measurable benchmarks against which they can assess their progress. Both the goals and benchmarks are mapped to specific competencies, which, in turn, are tied to micro-credentials that can be earned once teachers have demonstrated mastery. Demonstrations of mastery include specific samples of their work, personal reflections, classroom artifacts, and student work and reflections, which are submitted via Google Forms to a committee of 7 to 10 teachers who review them and award micro-credentials.

Currently, 49 staff members are working to earn a micro-credential for personalized learning, which requires them to conduct their own background research and engage in regularly scheduled Twitter chats as well as blogging, networking, and other forms of self-guided learning using technology. Many also have begun to engage with teachers across the country, allowing them to give and receive ideas, resources, and support.



EMBRACING THE UNCONFERENCE: GOING TO EDCAMP

An educator attending an [Edcamp](#) event engages in a professional learning experience vastly different from traditional professional development. Sessions are built on the interests and needs of the people who attend and are created on the day by using a cloud-based collaborative application that is open to all (including those unable to participate in person). Each teacher chooses which sessions to attend on the basis of individual interests or needs.

Because using technology in learning effectively is one of the challenges facing teachers, sessions frequently are organized around sharing practices and overcoming common challenges when improving practices around the use of technology. Teachers collaborate to overcome challenges together, often making connections that lead beyond the single session or day, as partnerships are formed to engage their students with each other. The shared documents created at these events become an archive and resource for whoever attended, in person or virtually.

The first Edcamp was organized in Philadelphia by a group of local educators interested in new unconference (self-organizing) approaches to a conference for professional learning. The model took off, and five years later there have been more than 750 Edcamps all organized by local educators. The enormous popularity of the format has led to the formation of the Edcamp Foundation, a nonprofit organization that will formalize much of the ad hoc support that has been provided to Edcamp organizers until now.

Recommendations

- ▶ **Provide pre-service and in-service educators with professional learning experiences powered by technology to increase their digital literacy and enable them to create compelling learning activities that improve learning and teaching, assessment, and instructional practices.**

To make this goal a reality, teacher preparation programs, school systems, state and local policymakers, and educators should come together in the interest of designing pre- and in-service professional learning opportunities that are aligned specifically with technology expectations outlined within state standards and that are reflective of the increased connectivity of and access to devices in schools. Technology should not be separate from content area learning but used to transform and expand pre- and in-service learning as an integral part of teacher learning.

- ▶ **Use technology to provide all learners with online access to effective teaching and better learning opportunities with options in places where they are not otherwise available.**

This goal will require leveraging partner organizations and building institutional and teacher capacity to take advantage of free and openly licensed educational content such as that indexed on LearningRegistry.org. Adequate connectivity will increase equitable access to resources, instruction, expertise, and learning pathways regardless of learners' geography, socio-economic status, or other factors that historically may have put them at an educational disadvantage.

- ▶ **Develop a teaching force skilled in online and blended instruction.**

Our education system continues to see a marked increase in online learning opportunities and blended learning models in traditional schools. To meet the need this represents better, institutions of higher education, school districts, classroom educators, and researchers need to come together to ensure practitioners have access to current information regarding research-supported practices and an understanding of the best use of emerging online technologies to support learning in online and blended spaces.

- ▶ **Develop a common set of technology competency expectations for university professors and candidates exiting teacher preparation programs for teaching in technologically enabled schools and post-secondary education institutions.**

There should be no uncertainty of whether a learner entering a PK–12 classroom or college lecture hall will encounter a teacher or instructor fully capable of taking advantage of technology to transform learning. Accrediting institutions, advocacy organizations, state policymakers, administrators, and educators have to collaborate on a set of clear and common expectations and credentialing regarding educators' abilities to design and implement technology-enabled learning environments effectively.

- ¹ McCaffrey, D. F., Lockwood, J. R., Koretz, D. M., & Hamilton, L. S. (2003). *Evaluating value-added models for teacher accountability*. Santa Monica, CA: RAND. Retrieved from http://www.rand.org/pubs/monographs/2004/RAND_MG158.pdf.
- ² Rivkin, S. G., Hanushek, E. A., & Kain, J. F. (2005). Teachers, schools, and academic achievement. *Econometrica*, 73(2), 417–458. Retrieved from <http://www.econ.ucsb.edu/~jon/Econ230C/HanushekRivkin.pdf>.
- ³ Rowan, B., Correnti, R., & Miller, R. (2002). What large-scale survey research tells us about teacher effects on student achievement: Insights from the Prospects Study of Elementary Schools. *Teachers College Record*, 104(8), 1525–1567.
- ⁴ Nye, B., Konstantopoulos, S., & Hedges, L. V. (2004). How large are teacher effects? *Educational Evaluation and Policy Analysis*, 26(3), 237–257.
- ⁵ Chetty, R., Friedman, J. N., & Rockoff, J. E. (2011). *The long-term impacts of teachers: Teacher value-added and student outcomes in adulthood* (Working Paper 17699). Cambridge, MA: National Bureau of Economic Research. Retrieved from <http://www.uaedreform.org/wp-content/uploads/2013/08/Chetty-2011-NBER-Long-term-impact-of-teacher-value-added.pdf>.
- ⁶ PBS LearningMedia. (2013). *Teacher technology usage*. Arlington, VA: PBS LearningMedia. Retrieved from <http://www.edweek.org/media/teachertechusagesurveyresults.pdf>.
- ⁷ Bill & Melinda Gates Foundation. (2012). *Innovation in education: Technology & effective teaching in the U.S.* Seattle, WA: Author.
- ⁸ Dewey, J. (1937). *Experience and education*. New York, NY: Simon and Schuster.
- ⁹ Hannafin, M. J., & Land, S. M. (1997). The foundations and assumptions of technology-enhanced student-centered learning environments. *Instructional Science*, 25(3), 167–202.
- ¹⁰ Sandholtz, J. H., Ringstaff, C., & Dwyer, D. C. (1997). *Teaching with technology: Creating student-centered classrooms*. New York, NY: Teachers College Press.
- ¹¹ Herrington, J., Reeves, T. C., & Oliver, R. (2014). Authentic learning environments. In J. M. Spector, M. D. Merrill, J. Elen, & M. J. Bishop (Eds.), *Handbook of research on educational communications and technology* (pp. 401–412). New York, NY: Springer.
- ¹² Utah State University. (2005). *National Library of Virtual Manipulatives*. Retrieved from <http://nlvm.usu.edu/en/nav/vlibrary.html>.
- ¹³ Ching, D., Santo, R., Hoadley, C., & Peppler, K. (2015). *On-ramps, lane changes, detours and destinations: Building connected learning pathways in Hive NYC through brokering future learning opportunities*. New York, NY: Hive Research Lab.
- ¹⁴ Kafai, Y. B., Desai, S., Peppler, K. A., Chiu, G. M., & Moya, J. (2008). Mentoring partnerships in a community technology centre: A constructionist approach for fostering equitable service learning. *Mentoring & Tutoring: Partnership in Learning*, 16(2), 191–205.
- ¹⁵ Kafai, Y. B., Desai, S., Peppler, K. A., Chiu, G. M., & Moya, J. (2008). Mentoring partnerships in a community technology centre: A constructionist approach for fostering equitable service learning. *Mentoring & Tutoring: Partnership in Learning*, 16(2), 191–205.
- ¹⁶ Darling-Hammond, L., & Rothman, R. (2015). *Teaching in the flat world: Learning from high-performing systems*. New York, NY: Teachers College Press.
- ¹⁷ iEARN. (2005). About. Retrieved from <http://www.iearn.org/about>.
- ¹⁸ Garcia, Antero, ed., 2014. *Teaching in the Connected Learning Classroom*. Irvine, CA: Digital Media and Learning Research Hub.
- ¹⁹ Ibid.
- ²⁰ Ibid.
- ²¹ iEARN. (2005). About. Retrieved from <http://www.iearn.org/about>.
- ²² ISTE. (2013). *Standards for teachers*. Retrieved from <http://www.iste.org/standards/standards-for-teachers>.
- ²³ TPack.org. (2002). *Quick links*. Retrieved from <http://www.tpack.org/>.

3. Leadership

Creating a Culture and Conditions for Innovation and Change

GOAL: Embed an understanding of technology-enabled education within the roles and responsibilities of education leaders at all levels and set state, regional, and local visions for technology in learning.

Taking full advantage of technology to transform learning requires strong leadership capable of creating a shared vision of which all members of the community feel a part. Leaders who believe they can delegate the articulation of a vision for how technology can support their learning goals to a chief information officer or chief technology officer fundamentally misunderstand how technology can impact learning. Technology alone does not transform learning; rather, technology helps enable transformative learning. The vision begins with a discussion of how and why a community wants to transform learning. Once these goals are clear, technology can be used to open new possibilities for accomplishing the vision that would otherwise be out of reach. Moving to learning enabled by technology can mean a shift in the specific skills and competencies required of leaders. Education leaders need personal experience with learning technologies, an understanding of how to deploy these resources effectively, and a community-wide vision for how technology can improve learning.¹

Although leadership in technology implementation is needed across all levels of the education system, the need in PK–12 public schools is acute. The 2015 Consortium for School Networking (CoSN) Annual E-rate and Infrastructure Survey found that 55 percent of school systems have not fully met the FCC’s short-term goal of 100 megabits per second of Internet bandwidth per 1,000 students. Although we still have progress to make, this is a significant improvement from 19 percent reaching the goal in 2013.² Recent changes to the federal E-rate program make funding available to increase connectivity to the remaining schools; however, these transitions will not happen without strong leadership at state, district, and school levels.



SETTING NATIONAL PRIORITIES: PRESIDENT OBAMA’S ConnectED INITIATIVE

In June 2013, President Obama announced the ConnectED initiative, designed to enrich K–12 education for every student in America. ConnectED has four goals:

1. Within five years, connect 99 percent of America’s students through next-generation broadband and high-speed wireless in their schools and libraries
2. Empower teachers with the best technology and training to help them keep pace with changing technological and professional demands



3. Provide students with feature-rich educational devices that are price competitive with basic textbooks
4. Empower students with digital learning content and experiences aligned with college- and career-ready standards being adopted and implemented by states across America

WhiteHouse.gov has more information on ConnectED. For guidance on how these goals are being operationalized, see the U.S. Department of Education's [Future Ready Schools: Building Technology Infrastructure for Learning](#) and the [White House's ConnectED resources](#).

Future Ready Leaders

To help support leaders' move toward creating the technical infrastructure and human capacity necessary to fully implement this vision for transformative learning enabled by technology, the U.S. Department of Education partnered with the Alliance for Excellent Education and more than 40 other partner organizations to launch Future Ready in November 2014. The department also challenged superintendents to indicate their commitment to transform teaching and learning in their districts by signing the Future Ready Pledge. To review the Future Ready Pledge and see which districts have signed, visit <http://www.futurereadyschools.org/take-the-pledge>.

Future Ready Focus Areas

Selected by synthesizing the best available research and practice knowledge, the four focus areas of Future Ready are collaborative leadership, personalized student learning, robust infrastructure, and personalized professional learning.³

Collaborative Leadership

- Education leaders develop a shared vision for how technology can support learning and how to secure appropriate resources to sustain technology initiatives. Leaders seek input from a diverse team of stakeholders to adopt and communicate clear goals for teaching, leading, and learning that are facilitated by technology. They model tolerance for risk and experimentation and create a culture of trust and innovation.
- Leaders communicate with all stakeholders by using appropriate media and technology tools and establish effective feedback loops. While implementing the vision through a collaboratively developed strategic plan, leaders use technology as a learning tool for both students and teachers. Leaders are creative and forward thinking in securing sustainable streams of human and capital resources to support their efforts, including appropriate partnerships both within their institutions and beyond.



FACILITATING OPEN COMMUNICATION: CHULA VISTA ELEMENTARY SCHOOL DISTRICT (CVESD) DEVELOPS MOBILE APP FOR COMMUNICATING WITH PARENTS

CVESD recognized that it needed to do better in reaching the families of its approximately 30,000 students across 45 schools, more than 50 percent of whom are enrolled in the free or reduced-price lunch program and 30 percent of whom are English language learners. CVESD's traditional e-mail and newsletter communications were more accessible to their higher income families than to their lower income families, so CVESD reached out to district families to understand how they might be able to communicate more effectively.

Through their conversations, CVESD discovered that 99 percent of families had consistent access to a smartphone and that most used social media often. Working closely with parents, CVESD created a Facebook page, Twitter accounts, and a mobile app. Parent suggestions, such as the ability to check cafeteria account balances so they could track the money they gave their children for lunch and the ability to import school events to personal calendars, were incorporated into the [CVESD Mobile App](#), launched in November 2014. Families have the option of receiving this and other information through the mobile app in Spanish.

Personalized Student Learning

- Technology enables personalized pathways for student learning through active and collaborative learning activities. Clearly defined sets of learning outcomes guide instruction. The outcomes, and the aligned curriculum, instruction, and assessment, reflect the multidisciplinary nature of knowledge; prepare students for our participatory culture through attention to digital literacy and citizenship; and attend to general skills and dispositions, such as reflection, critical thinking, persistence, and perseverance.
- Leaders ensure that policies and resources equip teachers with the right tools and ongoing support to personalize learning in their classrooms.
- Teachers collaborate to make instructional decisions based on a diverse data set, including student and teacher observations and reflections, student work, formative and summative assessment results, and data from analytics embedded within learning activities and software aided by real-time availability of data and visualizations, such as information dashboards. Leadership policy and teacher methods support student voice and choice in the design of learning activities and the means of demonstrating learning. Students frequently complete a series of self-directed, collaborative, multidisciplinary projects and inquiries that are assessed through a profile or portfolio. Technology is integral to most learning designs, used daily within and beyond the classroom for collaboration, inquiry, and composition, as well as for connecting with others around the world. In the classroom, teachers serve as educational designers, coaches, and facilitators, guiding students through their personalized learning experiences.

Robust Infrastructure

- A robust technology infrastructure is essential to Future Ready learning environments, and leaders need to take ownership of infrastructure development and maintenance. The 2015 CoSN Annual E-rate and Infrastructure Survey found that affordability remains the primary obstacle for robust connectivity; network speed and capacity pose significant

challenges for schools; and, finally, too many school systems report a lack of competition for broadband services in many parts of the United States, particularly in rural areas.⁴ Leaders are responsible for meeting these challenges and ensuring ubiquitous access among administrators, teachers, and students to connectivity and devices and for supporting personnel to ensure equipment is well maintained. Future Ready leaders take direct responsibility to ensure infrastructure remains up-to-date (both in terms of security and relevant software, apps, and tools) and open to appropriate Web content and social media tools to enable collaborative learning. Leaders also recognize the importance of building capacity among those responsible for creating and maintaining the technology infrastructure. Future Ready leaders support all of these efforts through careful planning and financial stewardship focused on long-term sustainability.

Personalized Professional Learning

- Leaders ensure the availability of ongoing, job-embedded, and relevant professional learning designed and led by teachers with support from other experts. Leaders develop clear outcomes for professional learning aligned with a vision for student learning.
- In Future Ready schools, teachers and leaders engage in collaborative inquiry to build the capacity of both the participating staff and the school as a whole through face-to-face, online, and blended professional learning communities and networks. Leaders ensure that professional learning planning is participatory and ongoing. Leaders learn alongside teachers and staff members, ensuring that professional learning activities are supported by technology resources and tools, time for collaboration, and appropriate incentives.

To support the unique needs of superintendents and district leaders, the U.S. Department of Education identified and then filmed eight Future Ready districts that exemplified these four Future Ready focus areas. The resulting collection of 47 research-based, short videos break down specific actions taken by these district leaders to transform teaching and learning. Superintendents can take a short survey that results in a personalized, on-demand video playlist of Future Ready leadership in action. For more information about the Future Ready Leaders project and access to the survey and videos, visit the U.S. Department of Education Future Ready Leaders website at <http://tech.ed.gov/leaders>.

Implementation is Key

Although vision is critical to transforming teaching and learning, a strategic implementation plan is key to success. In some states, districts or schools will develop their own technology implementation plans; in others, state education leaders take the lead and districts follow. The Future Ready website includes free online assessment tools to be completed by district teams. The resulting reports are designed to help district teams create a comprehensive implementation plan that accounts for the four Future Ready focus areas and support strategies.

In addition to working with teams within educational organizations to create an implementation plan, leaders also should solicit input and feedback from a broad range of influencers: administrators, teacher-leaders experienced in using technology to support learning, professional organizations, boards of education, knowledgeable members of the community, business leaders, cultural institutions, colleagues in other districts, and parents.⁵



LEADING BY EXAMPLE: VAN HENRI WHITE, SCHOOL BOARD PRESIDENT

Many school board members assume their responsibilities mostly focus on approving budgets and making hiring decisions. Van Henri White, Rochester, New York, School Board President and Council of Urban Boards Education Chair, sees transforming teaching and learning as the responsibility of all educational leaders, including and beyond a district's superintendent. White believes part of leading a board means learning and leveraging the same technology tools he hopes his district's teachers are using to support learning in classrooms. For example, during Rochester's observance of Martin Luther King Day in 2015, White joined Rochester educators, students, and staff as they engaged in a videoconference session with districts across the country, including New York City; Miami-Dade; and Ferguson, Missouri, for a structured conversation about race and civil rights in America.

White also believes in the importance of establishing connectivity beyond a district's facilities. He and other district leaders in Rochester have begun conversations with local city and county leaders to provide wireless Internet access for homes and families throughout the district. He sees such access to technology and connectivity as more than a district tool—as one to be leveraged for family learning as well. White hopes district-wide wireless access will mean parents will be able to help their students by looking up academic content they may not understand and will provide equitable access to district-provided tools such as its online communication portal.



For more information on Future Ready and to access a growing set of curated resources that align to the Future Ready framework from more than 40 partners, such as CoSN's Certified Education Technology Leader certification for school district leaders, visit <http://www.futurereadyschools.org/futureready>.



SETTING AN AGENDA FOR CHANGE: HOWARD-WINNESHIEK (HOWARD-WINN) COMMUNITY SCHOOL DISTRICT

John Carver, Superintendent of Howard-Winn Community School District, faced less than optimal conditions when he initiated a digital learning transformation project modeled on Future Ready Schools. The district was experiencing declining enrollment and was failing to meet the standards of No Child Left Behind in reading comprehension, and almost half of the district's students qualified for free or reduced-priced lunch. Many districts face similar challenges; what set Howard-Winn apart was the district's decision to view failure as an opportunity to learn and improve.

Despite a lack of funding and community reluctance to change, Carver successfully gained support by working closely with teachers, the school board, and the district's School Improvement Advisory Committee to set an ambitious goal: By the year 2020, children in Howard-Winn will be the best prepared, most recruited kids on the planet.⁶

Creating a new brand, 2020 Howard-Winn, helped Carver communicate the district vision of technology embedded in all parts of instruction, social and online systems of support for district professionals, and active community buy-in and participation.

Behind these three pillars are leadership attributes essential to change: the courage to identify challenges and create a sense of urgency; openness to invest time, build trust, and cultivate relationships with stakeholders; and constant availability, visibility, and ownership as the drivers and face of change.

Although the implementation is still in its early stages, the district has acquired 1,300 laptops and implemented a 1:1 program. Teachers are challenged to be digital explorers and are asked to seek professional development opportunities proactively by using technology and to teach their students to be good digital citizens.

Since implementing these measures, student attendance at Howard-Winn schools has improved 90 percent, and a tech-enabled partnership with Northeast Iowa Community College has saved students between \$9,000 and \$10,000 in tuition fees by allowing district students to access college coursework while still in high school. The district also has seen a 17 percent increase in students meeting and exceeding summative assessment benchmarks. With more than \$250,000 in support from stakeholders, the district also has been able to implement sustainable and cost-saving measures such as solar-powered Wi-Fi routers and propane-powered buses.

As the district continues to implement its vision of digital learning, Carver says he and other leaders have been driven by the following question: Do we love our kids enough to stop doing the things that do not work anymore?



PROVIDING STATEWIDE LEADERSHIP: NORTH CAROLINA DIGITAL LEARNING PLAN

To accelerate progress toward the goal of providing equitable access to high-quality learning for all K–12 students in the state, North Carolina asked the Friday Institute for Educational Innovation at North Carolina State University to develop the North Carolina Digital Learning Plan. Beginning in June 2014, the Friday Institute engaged in a multi-faceted planning process, building on prior research and work on digital learning initiatives, with schools and districts across North Carolina.

The planning process included site visits to 18 districts and various charter schools and included 164 focus groups and interviews with superintendents, principals, teachers, technology directors, curriculum and instruction directors, chief financial officers, professional development directors, instructional technology facilitators, technicians, parents, and students.

In addition, Friday Institute researchers met with the deans of education of both the University of North Carolina system and independent colleges and universities across North Carolina, local school board members, legislators, business leaders, nonprofit education organizations, and other stakeholders. The researchers gathered data and analyzed the technology infrastructure of all of North Carolina's K–12 public schools, using the information to help prepare the state's E-rate application.

Friday Institute staff also conducted reviews of existing research on digital learning programs and gathered information about initiatives and strategies from other states and large districts. In May 2015, at the request of the North Carolina State Board of Education, all 115 districts and 120 charter schools completed the North Carolina Digital Learning Progress Rubric. The resultant rubric data provide an overview of progress throughout the state in five categories: leadership, professional learning, content and instruction, technology and infrastructure, and data and assessment. The North Carolina Digital Learning Plan can be found [here](#).

Budgeting and Funding for Technology

Districts often are challenged financially when it comes to implementing technology initiatives and programs. Once a vision for the use of technology is in place, district superintendents and school leaders first should examine existing budgets to identify areas in which spending can be reduced or eliminated to pay for learning technologies. They also should consider all possibilities for creative funding of these programs. The following approaches are recommended for consideration as districts review their budgets and funding.

Eliminate or Reduce Existing Costs

As technology enables new learning opportunities and experiences, it also can render existing processes and tools obsolete, freeing up funds to pay for technology. Three obvious examples are copy machines (and related supplies and services contracts), dedicated computer labs, and replacing commercially licensed textbooks with **openly licensed educational resources**. In September 2015, U.S. Secretary of Education Arne Duncan challenged schools to begin this process by replacing just one book as a first step in appreciating the cost savings and developing an understanding of what would be necessary to implement such a change school- or district-wide.

OPENLY LICENSED EDUCATIONAL RESOURCES

Openly licensed educational resources are teaching, learning, and research resources that reside in the public domain or have been released under a license that permits their use, modification, and sharing with others. Open resources may be full online courses or digital textbooks or more granular resources such as images, videos, and assessment items.



TURNING TOWARD OPEN: ILLINOIS SCHOOL DISTRICT EMBRACES OPENLY LICENSED DIGITAL RESOURCES

Many schools are freeing up funds for digital resources by transitioning away from textbooks. The state of Illinois offered [Williamsfield Community Unit School District 210](#) three options when tasked with selecting instructional materials aligned with new mathematics standards: valid and reliable outside sources of material that aligned with standards, a mathematics model scope and sequence developed by the Illinois State Board of Education, or a textbook series.

With a limited budget of \$10,000, the district decided to forgo traditional textbook adoption and instead began the process of creating and using openly licensed content. The district relied on a mathematics scope and sequence framework openly provided by the [Dana Center](#) and used a variety of open source content through OER Commons and Learning Registry. With the money previously allotted for textbooks, the district purchased low-cost, cloud-based laptop computers. In addition, leadership allocated federal Rural Education Achievement Program and Title II funding to procure devices and upgrade connectivity infrastructure.

Recognizing a need to build professional capacity around these new resources, district leadership dedicated professional development time, including pullout days with class coverage, to help teachers better understand how to curate, collaborate, and house digital content. In addition, the teachers are using collaborative cloud-based storage to house their repository of content. The approach has spread beyond mathematics instruction into other subjects as well, setting a tone and track for the district's growing STEM initiative.

The district routinely evaluates the user experience of the openly licensed resources. Follow-up efforts will encourage the district's most innovative teachers to remix or contribute original openly licensed learning resources, leveraging the [Illinois Shared Learning Environment](#) OER tool set to do so.

Partner With Other Organizations

Partnership options for securing resources include local businesses and other organizations, alumni, internal and nearby teacher experts to provide professional development, and curriculum development arrangements with other districts. Some school districts have formed partnerships with local and county governments, sharing technology infrastructure and technical staff to keep costs down by jointly funding chief technology officer roles and taking advantage of the economies of scale when building and purchasing broadband access together. These economies of scale also can be realized through consortium purchasing such as the [Kentucky Valley Educational Cooperative](#), which represents several districts and higher education institutions at once and helps decide issues of resource allocation.

Make Full Use of Federal Funds

The E-rate program provides substantial price discounts for infrastructure costs for schools and public libraries and is one source of technology funding. In addition, for funding beyond connectivity, a [U.S. Department of Education Dear Colleague letter](#), published in November 2014, provides guidance and examples for leveraging existing federal funds for technology-related expenditures.



USING FEDERAL FUNDS: U.S. DEPARTMENT OF EDUCATION DEAR COLLEAGUE LETTER ON ACCEPTABLE USES OF FEDERAL FUNDING FOR TECHNOLOGY

The purpose of the [Dear Colleague](#) letter prepared by the U.S. Department of Education in November 2014 was to help state, district, and eligible partnership grantees better understand how they may be able to use their federal grant funds to support innovative technology-based strategies to personalize learning. The letter includes examples of how funds from the Elementary and Secondary Education Act (Titles I, II, and III) and Individuals with Disabilities Education Act (IDEA) may support the use of technology to improve instruction and student outcomes. Examples were limited to the Elementary and Secondary Education Act and IDEA because of the scale of these programs, but funds from many other formula and competitive grant programs that are administered by the U.S. Department of Education also may be used for this purpose.

The examples do not depart from previous U.S. Department of Education guidance but rather clarify opportunities to use federal grant funds to support digital learning, including improving and personalizing professional learning and other supports for educators, increasing access to high-quality digital content and resources for students, facilitating educator collaboration and communication, and providing devices for students to access digital learning resources. Funding these four areas is important because technology itself is not a panacea.



CREATIVE FUNDING SOLUTIONS: EDGECOMBE COUNTY PUBLIC SCHOOLS GOES DIGITAL AND COMBINES FUNDING SOURCES TO PAY FOR IT

Edgecombe County Public Schools in North Carolina has one of the highest dropout rates in the state and three of the lowest performing elementary schools, and during the past few years nearly 700 students (of 6,200 students served) have left the district in favor of other options. To change these staggering statistics, Edgecombe County Public School leaders made a district-wide commitment to an evidence-based global education approach that is supported by technology and funded through an innovative model that combines federal funding with the use of free online educational resources.

The revised district-wide technology plan, which includes statewide access to free digital teaching and learning resources, now also reflects the North Carolina State Board of Education's goal of Future Ready Schools for the 21st century. The plan focuses on four priorities: (1) updating infrastructure; (2) providing universal access for students and staff to devices; (3) online professional development opportunities for all staff; and (4) a shared services model to reduce redundancies and consolidate systems, applications, and infrastructure.

To fund the plan, the district applied for and received E-rate funding and also sought out alternatives to print-based textbook purchases. Not only is this latter decision cost-effective but it provides students and staff with high-quality, up-to-date resources for learning. Instead of print-based textbooks—which quickly go out of date—the district now uses North Carolina's [WiseOwl](#) to access free online resources as well as the University of North Carolina's [Learn NC](#) repository of learning resources and professional development resources.

Rethink Existing Staff Responsibilities

As part of their technology implementation plans, many districts, schools, and higher education institutions are rethinking the roles and responsibilities of existing staff members to support technology in learning. For example, some are expanding the role of librarians to become evaluators and curators of learning technology resources, an activity that taps into their existing skill sets. Other districts and schools have adopted shared leadership and staffing models, enabling them to expand what they can offer students by sharing expensive resources. Another option for districts and schools is to partner with other organizations to staff specific technology in learning programs. Whatever approach is adopted, organizations are well served to make sure they are fully staffing to meet needs rather than simply adding additional work to existing positions.



BUILDING NONPROFIT PARTNERSHIPS: CODE IN THE SCHOOLS HELPS SCHOOLS BUILD COMPUTER SCIENCE CAPACITY

To increase capacity, schools can partner with organizations to source instructors and provide professional development to build teacher skills and confidence. Many schools in the greater Baltimore area have partnered with [Code in the Schools](#) to provide support for their teachers and librarians who wanted to introduce project-based computer science in the classroom by using low-cost equipment, such as Raspberry Pi, Arduino, and Makey Makey, and learning to use free browser-based resources to start teaching code in the classroom by using Scratch, Code.org, and MIT App Inventor.

Some teachers also worked with Code in the Schools to teach video game and app development in their classrooms. For example, Liberty Elementary School Principal Joseph Manko partnered with Code in the Schools to develop a PK–5 computational skills curriculum, conduct professional development for teachers, and provide direct instruction both during the school day in the library’s maker space and in the after-school program.

Ensure Long-Term Sustainability

Technology investments are not onetime expenses. Although onetime grants and other supplemental funding sources can serve as catalysts for establishing technology in learning efforts, they are not sustainable as schools and districts build toward a long-term vision and plan. When devices reach the end of life and infrastructure equipment becomes obsolete, districts and schools should have a reliable means to replace or upgrade them. Leaders should consider technology an ongoing, line-item expense from the very beginning of planning technology implementation.

Recommendations

- ▶ **Establish clear strategic planning connections among all state, district, university, and school levels and how they relate to and are supported by technology to improve learning.**

Although some of these efforts are supported by summits organized at the federal level by Future Ready Schools, state and local authorities are uniquely suited to understand the needs and resources available within their local education ecosystems. Broad, coordinated strategic planning requires a commitment from all parties involved to collaborate consistently across organizational boundaries. These conversations and connections need proactive champions who will invest in working at this level and who can take advantage of existing state and regional conferences to further this work.

- ▶ **Set a vision for the use of technology to enable learning such that leaders bring all stakeholder groups to the table, including students, educators, families, technology professionals, community groups, cultural institutions, and other interested parties.**

Although not all parties will be responsible for the execution of a vision for the use of technology to enable learning, by making certain all involved stakeholder groups are part of the vision-setting process, leaders will ensure better community support and the establishment of a plan for learning technology that reflects local needs and goals.

- ▶ **Develop funding models and plans for sustainable technology purchases and leverage openly licensed content while paying special attention to eliminating those resources and tasks that can be made obsolete by technology.**

Rather than viewing technology as an add-on component to support learning, leaders should take stock of current systems and processes across learning systems and identify those that can be augmented or replaced by existing technologies. During the planning process, they also should identify systems and processes for which no replacement currently exists within the district, school, or college and set goals for developing more efficient solutions.

- ▶ **Develop clear communities of practice for education leaders at all levels that act as a hub for setting vision, understanding research, and sharing practices.**

Building on the model of the education innovation clusters, state, district, university, and community organization leaders should establish cohesive communities of practice—in person and online—to create virtuous cycles for sharing the most recent research and effective practices in the use of educational technology.

- ¹ Lemke, C., Coughlin, E., Garcia, L., Reifsneider, D., & Baas, J. (2009). *Leadership for Web 2.0 in education: Promise and reality*. Culver City, CA: Metiri Group.
- ² Consortium for School Networking. *CoSN's 2015 annual E-rate and infrastructure survey*. (2015). Retrieved from http://cosn.org/sites/default/files/pdf/CoSN_3rd_Annual_Survey_Oct15_FINALV2.pdf.
- ³ The full list of resources and literature reviewed in developing the Future Ready leaders rubric is included in Appendix A.
- ⁴ Consortium for School Networking. *CoSN's 2015 annual E-rate and infrastructure survey*. (2015). Retrieved from http://cosn.org/sites/default/files/pdf/CoSN_3rd_Annual_Survey_Oct15_FINALV2.pdf.
- ⁵ Sheninger, E. (2014). *Digital leadership: Changing paradigms for changing times*. Thousand Oaks, CA: Corwin Press.
- ⁶ John Carver. (2015). 2020 Howard-Winn Admin Update. Retrieved from http://2020hwinnadminupdates.blogspot.com/2015/10/jcc-october-16-2015.html?sm_au=iVVZSvStrsDP4TqR.

4. Assessment

Measuring for Learning

GOAL: At all levels, our education system will leverage the power of technology to measure what matters and use assessment data to improve learning.

Measuring learning is a necessary part of every teacher’s work. Teachers need to check for student understanding, and parents, students, and leaders need to know how students are doing overall in order to help them successfully prepare for college and work. In addition to supporting learning across content areas, technology-enabled assessments can help reduce the time, resources, and disruption to learning required for the administration of paper assessments.¹ Assessments delivered using technology also can provide a more complete and nuanced picture of student needs, interests, and abilities than can traditional assessments, allowing educators to personalize learning.

Through embedded assessments, educators can see evidence of students’ thinking during the learning process and provide near real-time feedback through learning dashboards so they can take action in the moment.² Families can be more informed about what and how their children learned during the school day. In the long term, educators, schools, districts, states, and the nation can use the information to support continuous improvement and innovations in learning.






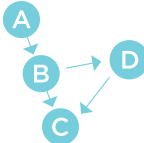




Technology-enabled tools also can support teacher evaluation and coaching. These tools capture video and other evidence of qualities of teaching such as teamwork and collaboration. They provide new avenues for self-reflection, peer reflection and feedback, and supervisor evaluation.

Educators and institutions should be mindful of whether they are measuring what is easy to measure or what is most valuable to measure. Traditional assessments in schools and post-secondary institutions today rely largely on multiple-choice questions and fill-in-the-bubble answers.³ Many assessments also happen after learning has occurred and with results delivered months later, usually after the course has ended. Assessments are more instructionally useful when they afford timely feedback.

Continued advances in technology will expand the use of ongoing, formative, and embedded assessments that are less disruptive and more useful for improving learning. These advances also ensure that all students have the best opportunity to demonstrate their knowledge and skills on statewide assessments that increasingly focus on real-world skills and complex demonstrations of understanding. Statewide assessment—coupled with meaningful accountability—is an essential part of ensuring students have equitable access to high-quality educational experiences. At the same time, it is crucial to focus time and effort on tests worth taking—those that reflect the kind of instructional experiences students need and that provide actionable insight.

FUTURE OF ASSESSMENT

The shift from traditional paper and pencil to next generation digital assessments enables more flexibility, responsiveness, and contextualization.

	TRADITIONAL	NEXT GENERATION
TIMING	 <p>After learning</p>	 <p>Embedded in learning</p>
ACCESSIBILITY	 <p>Limited</p>	 <p>Universally designed</p>
PATHWAYS	 <p>Fixed</p>	 <p>Adaptive</p>
FEEDBACK	 <p>Delayed</p>	 <p>Real Time</p>
ITEM TYPES	 <p>Generic</p>	 <p>Enhanced</p>

As technology gives us the capability to improve on long-standing assessment approaches, our public education system has a responsibility to use the information we collect during assessment in ways that can have the greatest impact on learning. This means using assessments that ask students to demonstrate what they have learned in meaningful ways. And students and parents know there is more to a sound education than picking the right answer on a multiple-choice question or answering an extended-response question outside of the context of students' daily lives. All learners deserve assessments that better reflect what they know and are able to do with that knowledge.

Approaches to Assessment

Various types of assessments are appropriate for different uses and at different times. Summative assessments measure student knowledge and skills at a specific point in time. Summative assessments often are administered in common to a group of students, whether an entire class, grade level at a school, or grade level across a district. These assessment results can help to determine whether students are meeting standards in a given subject and to evaluate the effectiveness of an instructional curriculum or model.⁴

Many PK–12 schools administer formal summative tests at the end of the year, which they may augment with interim tests earlier in the year. These assessments provide system-wide data on student achievement as well as data by sub-groups of learners.⁵ The data can provide valuable insights regarding the achievement and progress of all students, including efforts to promote equitable access to excellent educational opportunities and to narrow achievement gaps.

In contrast, formative assessments are frequent, instructionally embedded checks for understanding that provide quick, continual snapshots of student progress across time. Formative assessments provide information during the instructional process, before summative assessments are administered. Both teachers and students can use the results from formative assessments to determine what actions to take to help promote further learning. These assessments help identify students' understanding, inform and improve the instructional practice of teachers, and help students track their own learning.⁶

Optimally, a comprehensive assessment system balances multiple assessment approaches to ensure that students, families, educators, and policymakers have timely and appropriate information to support individual learners and to make good decisions to strengthen educational systems overall.

Using Assessment Data to Support Learning

In almost all aspects of our daily lives, data help us personalize and adapt experiences to our individual needs. However, there is much work remaining to realize the full potential of using assessment data to improve learning. One recent study of teacher perceptions of the use of data revealed a range of frustrations with many current implementations. These frustrations include being overwhelmed with large amounts of data from disparate sources, incompatibility of data systems and tools that make data analysis unnecessarily time-consuming, inconsistency in the level of detail and quality of data, and delays in being able to access data in time to modify instruction.⁷

Education data systems do not always maximize the use of interoperability standards that would enable easy and secure sharing of information with educators, schools, districts, states, students, and their families. As a result, educators are missing out on significant opportunities to use data to improve and personalize learning. With improved educational data systems, leaders can leverage aggregate data to improve the quality and effectiveness of technology-enabled learning tools and resources.

For example, it is now possible to gather data during formative and summative assessments that can be used to create personalized digital learning experiences. In addition, teachers can use these data to inform interventions and decisions about how to engage individual students; personalize learning; and create more engaging, relevant, and accessible learning experiences for all learners.

Assessment data can be made available directly to students. When they have access to their data, students can play a larger role in choosing their own learning pathways.⁸ The data also can be made available to family members so students' advocates can play a more active role in supporting their children's education. Moreover, data can be used to support teachers' efforts—individually or in teams, departments, or schools—to improve professional practice and learning.⁹ For personalized learning systems to reach their full potential, data systems and learning platforms should include seamless interoperability with a focus on data security and issues related to privacy.

In many cases, pre-service teaching candidates do not receive sufficient instruction on understanding and using data. At the same time, in-service teachers can benefit from ongoing professional development on the integration of technology to enhance their teaching. According to the Data Quality Campaign, as of February 2014, just 19 states included the demonstration of data literacy skills as a requirement for teacher licensure.¹⁰ Although data from technology-based assessments and data systems hold great potential, they are meaningful only when educators use them effectively. Teachers deserve ongoing support to strengthen their skills in how to use data to meet the needs of students better.

Addressing these challenges will take a three-pronged approach: (1) preparing and supporting educators in realizing the full potential of using assessment data, (2) encouraging the development of data assessment tools that are more intuitive and include visualizations that clearly indicate what the data mean for instruction, and (3) ensuring the security and privacy of student data within these systems.

For a more complete discussion of student data safety and privacy, see Section 5: Infrastructure.

How Technology Transforms Assessment

Technology can help us imagine and redefine assessment in a variety of ways. These tools can provide unobtrusive measurements for learners who are designing and building products, conducting experiments using mobile devices, and manipulating parameters in simulations. Problems can be situated in real-world environments, where students perform tasks, or include multi-stage scenarios that simulate authentic, progressive engagement with the subject matter. Teachers can access information on student progress and learning throughout the school day, which allows them to adapt instruction to personalize learning or intervene to address particular learning shortfalls. The unique attributes of technology-based assessments that enable these activities include the following.

Enable Enhanced Question Types

Technology-based assessments allow for a variety of question types beyond the limited multiple-choice, true-or-false, or fill-in-the-blank options that have characterized traditional assessments. Examples of enhanced question types include the following:

- Graphic response, which includes any item to which students respond by drawing, moving, arranging, or selecting graphic regions
- Hot text, in which students select or rearrange sentences or phrases within a passage
- Equation response, in which students respond by entering an equation
- Performance-based assessments, in which students perform a series of complex tasks

Technology-enhanced questions allow students to demonstrate more complex thinking and share their understanding of material in a way that was previously difficult to assess using traditional means.

In particular, performance-based assessments are designed so that students must complete a series of complex skills that ask them to synthesize information from multiple sources, analyze that information, and justify their conclusions. For example, a performance task in English language arts might include reading passages from primary documents, analyzing the set of passages, and writing an essay in response to a prompt. In a mathematics class, a performance task might ask students to analyze a graph based on actual data and describe the linear relationship between the quantities. Because performance-based assessments allow students to construct an original response rather than selecting the right answer from a list, they can measure students' cognitive thinking skills and their ability to apply their knowledge to solve realistic, meaningful problems.¹¹

Using the technology offered in performance-based assessments, students can enter their responses in the online interface. For tasks that require hand scoring, scores can be merged with machine-scored items in the same system, thus providing complete test results. For example, the Partnership for Assessment of Readiness for College and Careers and the Smarter Balanced Assessment Consortium evaluate students' ability to excel at classroom speaking and listening assignments in addition to more traditional machine-scored prompts.

Measure Complex Competencies

A recent convening of the National Research Council (NRC) underscored the importance of broadening the focus of assessment to include non-cognitive competencies and the importance of technology in measuring knowledge, skills, and abilities.¹²

As an example, the NRC highlighted the work of the international comparative assessment, **Programme for International Student Assessment (PISA)**. PISA administers a novel technology-based assessment of student performance in creative problem solving designed to measure students' capacity to respond to non-routine situations to achieve their potential as constructive and reflective citizens. The NRC also highlighted the SimScientists simulation-based curriculum



PISA

PISA is a triennial international survey that aims to evaluate education systems worldwide by testing the skills and knowledge of 15-year-old students. For additional information, visit www.oecd.org/pisa/.

unit and assessments, which are designed to use technology to measure middle school students' understanding of ecosystems and scientific inquiry.

Similarly, the National Assessment of Educational Progress (NAEP) recently announced plans to expand its testing program to begin to include measures of students' motivation, mindset, and perseverance in an effort to build the evidence base for more widespread use.



TECHNOLOGY ENABLES ASSESSMENT OF GROWTH MINDSET

With funding from the U.S. Department of Education's Small Business Innovation Research program, Mindset Works developed SchoolKit, an app designed to strengthen academic and social and emotional success. Through animations, assessments, and classroom activities, students learn a growth mindset—the understanding that ability develops with effort. Pilot research in nine middle schools showed significant increases in student growth mindset, which related to increases in learning goals, positive beliefs about effort, and positive academic habits and behaviors (such as resilient responses to failure and better learning strategies).¹⁹

These changes also related to increases in students' grade point averages. Since launching in 2012, SchoolKit has been used by tens of thousands of students around the country, including all middle schools in Washington, D.C. The app is based on Carol Dweck's research on growth mindsets.²⁰

Provide Real-Time Feedback

Technology-based formative assessments can offer real-time reporting of results, allowing stakeholders to understand students' strengths and weaknesses, while guiding them to make valid, actionable interpretations of the assessment data. Such assessments can enable educators to see, evaluate, and respond to student work more quickly than can traditional assessments. Similarly, learners and their families can access this information almost in real time. Technology-based summative assessments also facilitate faster turnaround of results.

Some of today's technology-based assessments also allow for a richer menu of approaches to feedback than do traditional or even first-generation online assessments. Certain formative assessment platforms allow educators to provide feedback to students via in-line comments (through video, audio, or text), engage in online chats, e-mail feedback directly to families and learners, and connect learners to additional resources for practicing specific skills or developing key understandings.

These technologies also can increase the efficiency of the process of giving feedback, allowing educators more time to focus on areas of greatest need. For example, for giving feedback on areas of frequent concern, educators can pre-populate a menu of responses to use as comments, allowing them to shift focus to areas of feedback unique to each student. Automated responses can be generated as well when assignments are late or incomplete. Although this is still nascent technology, in recent years, advances have occurred in automated scoring of essays that may make it a more powerful tool to generate timely feedback.

Increase Accessibility

Advances in technology grounded in UD and systems that align to UDL have made assessments more accessible and valid for a greater number of students, including those with diverse abilities and language capabilities. These advances have allowed a greater proportion of the population access to assessments.

Special features include the ability to increase font sizes and change color contrast, text-to-speech, bilingual dictionaries, glossaries, and more. These features can be embedded in assessments and made available to students, depending on what the assessment is measuring and identified learner needs. Seamless accessibility features embedded in technology-based assessments reduce the need to single out individual students for extra supports, providing an added benefit for students and educators alike.

Similarly, assistive technology, such as text-to-speech, alternate response systems, and refreshable braille, supports students with disabilities in accessing learning. These technologies continue to advance and can make it possible for students to interact with digital learning resources in ways that would be impossible with standard print-based assessments. When both assistive technologies and assessments effectively interoperate, students are better able to demonstrate what they know and how to apply this knowledge.

Adapt to Learner Ability and Knowledge

Computer adaptive testing has facilitated the ability of assessments to estimate accurately what students know and can do across the curriculum in a shorter testing session than would otherwise be necessary. Computer adaptive testing uses algorithms to adjust the difficulty of questions throughout an assessment on the basis of a student's responses. For example, if the student answers a question correctly, a slightly more challenging item is presented next; if the student answers incorrectly, he or she receives another opportunity to demonstrate knowledge in a different manner.

Because adaptive tests target content and test items aligned with each student's ability level, the adaptation leads to more precise scores for all students across the achievement continuum in a greatly reduced time period. Achieving the same level of precision in a traditional paper-and-pencil test would require students to answer many more questions, potentially impacting instructional time. Moving forward, these assessments can benefit from increased interoperability so that the data from these adaptive measures can be pulled into a centralized dashboard that allows a more integrated understanding of student performance.

Embedded With the Learning Process

Embedded assessments are woven directly into the fabric of learning activities students undertake. Such assessments may be technology driven or simply a part of effective instruction, and they may appear in digital learning tools and games. They are generally invisible to the instructional process because they are embedded in the regular classroom activities. Embedded assessments have the potential to be useful for diagnostic and support purposes in that they provide insights into *why* students are having difficulties in mastering concepts and provide insights into how to personalize feedback to address these challenges.¹³

Game-based assessment is designed to leverage parallels between video game design and next-generation learning and assessment.^{14,15} Recent research has focused on promising ways that

digital learning can support formative assessment practices¹⁶—including wraparound features such as annotation tools and dashboards—and ways that games can identify more nuanced conclusions about student learning outcomes.¹⁷



INCORPORATING STUDENT INTERESTS: GAMES AND ASSESSMENT

[GlassLab](#) creates and supports high-impact games that make learning visible by creating games, conducting research, and building infrastructure that lowers entry costs for new developers. For example, GlassLab has conducted a number of studies investigating the efficacy of games as a tool for learning and unobtrusive assessment.

Students using GlassLab's games regularly report that they persist in the face of challenging academic content in the games and that they feel ownership over their learning. *SimCityEDU: Pollution Challenge!*, one of GlassLab's digital games, provides educators with the tools and content to engage students in real-world challenges faced by countries globally. The game focuses on the countries' need to reduce dependence on cheaper, pollution-generating resources such as coal while at the same time growing their economies.

In *SimCityEDU: Pollution Challenge!*, students play the role of a city mayor faced with a growing pollution problem and a shrinking economy. While learning how economic and environmental issues influence one another, students are assessed on their ability to problem-solve and understand relationships in complex systems. The GlassLab assessment system gathers evidence for students' problem-solving and systems-thinking skills unobtrusively in the course of students' gameplay by logging student activities. To support teacher facilitation, and enrich teacher-student interactions, the game also includes lessons plans, teacher and student dashboards, and student data reporting.



EMBEDDING ASSESSMENT: UNDERSTANDING MIDDLE SCHOOL STUDENTS' KNOWLEDGE OF PHYSICS CONCEPTS

Valerie Shute, the Mack and Effie Campbell Tyner Endowed Professor in Education at Florida State University, is studying the impact of video games on learning, with a focus on building a greater understanding of the future of embedded assessment.

One study conducted by Shute and her colleagues of middle school students focused on the acquisition and embedded assessment of physics concepts by having students play the relatively simple video game, *Newton's Playground*. Players guide a ball to a balloon across a set of increasingly challenging two-dimensional environments involving the placement and manipulation of ramps, pendulums, levers, and springboards. After taking a traditional pre-test and answering a background questionnaire to assess prior knowledge, students played the game during six class periods—about four hours in total—and concluded their participation by completing a traditional post-test.

Newton's Playground generates detailed log files as students play, capturing data such as time spent on the level, number of restarts of the level, total number of objects used in a solution attempt, whether the solution ultimately worked, and the trajectory of the ball. Each of these data points provides information that the game uses to make inferences about how well each student is doing in the game and to gauge the student's current understanding of the physics concepts being taught.

On the basis of analyses of the pre- and post-test data, game log files, and the background questionnaire, Shute and her colleagues demonstrated the following:

- Students playing the game improved their conceptual physics understanding.
- Students who were more engaged in playing the game learned more than those who were less engaged.

- The assessments embedded in the video game could be used to substitute for the traditional assessments commonly used in today's classrooms. Shute's work underscores the potential for embedded assessment to play an increasingly important role in helping students to gain and demonstrate mastery of important knowledge, skills, and abilities.²¹
-

Assess for Ongoing Learning

Technology provides students with multiple pathways to create assessable work throughout the year. To demonstrate their understanding, students can create multimedia productions, construct websites to organize and analyze information, and design interactive presentations to serve as products for assessment. These pathways allow teachers to understand how students access and understand information across given categories. For students who need individual accommodations, advances in technology allow for dynamic and personalized presentation and assessment using alternative representations of the same concept or skill. For example, alternative text can be provided for images through the work of the [Diagram Center](#) to make graphics accessible to learners with print disabilities.

Moving forward, increasingly sophisticated technology-driven assessments will enable more powerful personalized learning, likely accelerating the shift from time-based learning to competency-based learning.

The Future of Technology-Based Assessment

Although the process is often challenging, in many places, transitioning to technology-based assessment is well under way. Such assessments will continue to improve across time in the following ways.

Continuous Improvement of Assessments

Traditional paper-and-pencil tests, and even some first-generation technology-based assessments, usually are reviewed and updated only on a designated schedule, often driven by printing and distribution cycles rather than when test items need to be updated. Online delivery of assessments allows for continuous improvement of test items.

Integrated Learning and Assessment Systems

Technology has the potential to move assessment from disjointed separate measures of student progress to an integrated system of assessments and personalized instruction to meet the needs of the learner. Technology can integrate more fully student classroom experiences, homework assignments, and formative and summative assessments, all of which are tied closely to academic standards. Online learning platforms can display effects of missing assignments, progress toward goals, and channels for communication with mentors and teachers.

We also should expect to see integrated systems that make the learning process more seamless for students and educators. As students progress along personalized learning pathways, they will be assessed when they are ready to demonstrate mastery over particular skills and content rather

than when the calendar indicates there is a testing date. At the same time, we have a responsibility to ensure that all students are held to high standards and offered excellent educational experiences. Ensuring equity while also providing accelerated personalization is the one of the greatest challenges and opportunities moving forward for technology in assessment.

Using Data Effectively and Appropriately

To realize the vision of sharing data across student information systems, we need to address several challenges. On the technical front, formidable barriers to the development of multi-level assessment systems are created by having several student data systems running side-by-side, coupled with disparate data formats and the lack of interoperability across systems. Student and program data today are collected at various levels and in various amounts to address different needs in the educational system. State data systems generally provide macro solutions, institution-level performance management systems offer micro solutions, and student data generated by embedded assessments create nano solutions. Providing meaningful, actionable information that is collected across all of these systems will require agreement on the technical format for sharing data while attending to student privacy and security.

To assist with overcoming these challenges, the National Center for Education Statistics at the U.S. Department of Education has been leading the Common Education Data Standards (CEDS) Initiative, a national, collaborative effort to develop voluntary, common data standards. The CEDS Initiative's objective is to help state and local education agencies and higher education organizations work together to identify a minimal set of key data elements common across organizations and come to agreement on definitions, business rules, and technical specifications to improve the comparability of and ability to share those elements. (Note: [Version 5 was released in January 2015.](#))

For more information on protecting student data and privacy, see Section 5: Infrastructure.

Learning Dashboards That Enable Visualizations

Although systems that support real-time feedback can increase educator and learner understanding of progress toward learning goals, the feedback is even more valuable if it is available in one easily accessible place. To achieve this, we need to connect information about learning that happens across digital tools and platforms.

Learning dashboards integrate information from assessments, learning tools, educator observations, and other sources to provide compelling, comprehensive visual representations of student progress in real time. A learner's attendance data, feedback from instructors, summative evaluation data, and other useful information all can be made available in formats specific to different stakeholders. Learning dashboards can present this data in easy-to-understand graphic interfaces.

These dashboards also can offer recommendations about resources to help students continue their learning progression as well as help identify students who may be at risk of going off track or even dropping out of school. Across larger education systems, these dashboards can help educators to track learner performance across time as well as monitor groups of students to identify shifts in equity, opportunity, and achievement gaps. Although teacher dashboards are becoming commonplace, student and family dashboards can offer promising opportunities to help students take control of their own learning.



PUTTING LEARNING ON DISPLAY: SUMMIT PUBLIC SCHOOLS' STUDENT DASHBOARDS PERSONALIZE LEARNING

Each morning, students at Summit Public Schools connect to their Personalized Learning Plans by using their devices. Here, students find both their short-term and long-term project views, the materials they need to complete their projects, and just-in-time formative feedback to improve their individual learning, all in one location. Using a color-coded system, each project is linked explicitly with the associated content knowledge standards, and students can see the progress they have made toward those standards as well as areas in which they need more practice.

This automated feedback and work management system gives students easy access and greater control over their learning and frees educators to spend more time teaching and less time on administrative and organizational tasks. "It was really difficult to track where my students were on their progress towards meeting a learning objective and giving them timely feedback," says Elizabeth Doggett, a teacher at Summit Public Schools. "Often I would take student work home over the weekend, but by the time I got through giving them all feedback, it would be too late for them to make meaningful changes."²²

With the Personalized Learning Plan system, students have the formative feedback they need in real time, and their educators, such as Doggett, are able to plan and execute differentiated instruction more efficiently and effectively so that all of her students can succeed. Students also are benefiting individually from the student-facing side of the Personalized Learning Plan. Educators have taken notice of how these plans promote student agency and motivation. "Students should be able to access what they need at the moment they need it, and we provide the resources so that they can do that," says Jon Deane, the former chief information officer of Summit Public Schools.²³

Doggett sums up the effect of implementing the Personalized Learning Plan, saying, "It makes the students' lives so much easier. It makes me a better teacher, and it makes them more successful students."²⁴

Set of Shared Skill Standards

As we shift toward personalized learning, there is increased need for a shared set of common skill standards. The development of micro-credentials is one approach to address this need by creating a shared language and system for communicating success in developing these competencies.

Micro-credentials, often referred to as *badges*, focus on mastery of a singular competency and are more focused and granular than diplomas, degrees, or certificates. The earning and awarding of micro-credentials typically is supported by a technology-based system that enables students and evaluators to be located anywhere and for these activities to take place everywhere and all the time. Micro-credentials also allow for the portability of evidence of mastery. Information about the student's work that earned a badge can be embedded in the metadata, as can the standards the work reflects and information about the awarder of the badge. As with other data systems, a key goal for the next generation of micro-credentialing platforms is interoperability with other educational information systems.¹⁸



RECOGNIZING DIGITAL LITERACY SKILLS: ASSIGNING MICRO-CREDENTIALS

LearningTimes, in partnership with the New York Department of Education Office of Postsecondary Readiness, has developed [DIG/IT](#), a digital learning course that introduces students in transfer schools (second-chance high schools) to digital literacy skills while they develop their plans for college, careers, and life after high school. DIG/IT is an open standards-based system designed specifically for badge-empowered social learning that uses challenge-based quests and badges to recognize competencies and positive behaviors in four areas: digital citizenship, college and career explorations, financial literacy and arts, culture and games. At the end of the course, students design a learning experience for a family member or another important person in their lives.

Upon completing a series of related quests, students earn badges acknowledging tangible new skills they have acquired. They also earn reward badges for contributions to the online and classroom community. As they gather enough rewards, they "level up" and continue to earn rewards for participating in the community and for helping others.

DIG/IT is currently in use in 36 New York City transfer schools. The initial pilot has had promising results, including positive teacher and student feedback and reportedly higher levels of student engagement in school. Student attendance in the DIG/IT-based course has been higher than in courses not using the approach. The DIG/IT program will be rolled out to approximately 50 transfer schools over the next two years, reaching more than 5,000 students.

Since DIG/IT's development, LearningTimes has spun off [Credly](#) to focus on earning, managing, and analyzing digital credentials and badges in an open and portable way. Credly hosts more than 6,000 organizations and their respective micro-credential initiatives. [BadgeOS](#), the open source environment for setting up progressive credentialing programs, has been installed more than 30,000 times by organizations around the world and supports millions of learners.

Educators also can benefit from earning micro-credentials because they can gain recognition for new discrete skills they learn throughout their careers. The nonprofit, Digital Promise, has developed an educator micro-credentialing system, noting that educator micro-credentials can identify, capture, recognize, and share the practices of our best educators. Proponents view micro-credentials as a promising emerging professional development strategy.

Recommendations

- ▶ **Revise practices, policies, and regulations to ensure privacy and information protection while enabling a model of assessment that includes ongoing gathering and sharing of data for continuous improvement of learning and teaching.**

This will require not only greater systems interoperability standards but also increased capacity on the part of educators and administrators to understand the types of systems they want to establish within schools and colleges. In addition, they will need to have an understanding of the standards of interoperability they should demand from vendors. A key component of this increased capacity should ensure educational leaders have a firm understanding of privacy and security concerns, how those concerns are addressed within the school or system, and clear communication of policies and procedures with all stakeholders. Achievement of this recommendation would benefit from the involvement and guidance of organizations, such as CoSN, ISTE, and the State Educational Technology Directors Association (SETDA), that have developed specialized expertise in these areas.

- ▶ **States, districts, and others should design, develop, and implement learning dashboards, response systems, and communication pathways that give students, educators, families, and other stakeholders timely and actionable feedback about student learning to improve achievement and instructional practices.**

The next generation of such tools should integrate across platforms and tools seamlessly, be designed with a mobile-first mindset, and be guided by UD and UDL principles to ensure accessibility by all stakeholders. Although current products and dashboards include basic functionality and features that improve on those of their predecessors, future iterations should be built on a premise of feedback and conversation, allowing learners and families to discuss learning outcomes and evidence and increasing agency and ownership across stakeholder groups.

- ▶ **Create and validate an integrated system for designing and implementing valid, reliable, and cost-effective assessments of complex aspects of 21st century expertise and competencies across academic disciplines.**

Interoperable formative assessment formats offered by major testing consortia for use by educators throughout the year are an important first step. However, work remains to ensure more educators have access to high-quality formative assessment tools and to develop additional capacities to assess both cognitive and non-cognitive skills better. Moving forward, increasing educator capacity for the design and deployment of valid and reliable formative assessments will require the concerted efforts of current assessment developers, teacher preparation programs, school systems, and researchers. Furthermore, colleges and universities will benefit from system-wide reviews of assessment practices and from ensuring all faculty have deep understandings of key principles and practices surrounding the design and implementation of effective learning assessments.

- ▶ **Research and development should be conducted that explore how embedded assessment technologies such as simulations, collaboration environments, virtual worlds, games, and cognitive tutors can be used to engage and motivate learners while assessing complex skills.**

Although some of this research is in its early stages, the way forward will require close collaboration among organizations—such as GlassLab, Games for Change, and iCivics; colleges, universities, informal learning spaces, and schools; philanthropic organizations; and research institutions—that have a deep understanding of how game mechanics increase learner motivation. This collaboration can lead to the development of more effective and engaging experiences to support learning.

- ¹ Gohl, E. M., Gohl, D., & Wolf, M. A. (2009). Assessments and technology: A powerful combination for improving teaching and learning. In L. M. Pinkus (Ed.), *Meaningful measurement: The role of assessments in improving high school education in the twenty-first century* (pp. 183–197). Washington, DC: Alliance for Excellent Education.
- ² Reeves, D. (2007). *Ahead of the curve: The power of assessment to transform teaching and learning*. Bloomington, IN: Solution Tree Press.
- ³ U.S. Department of Education. (2010). *Beyond the bubble tests: The next generation of assessments—Secretary Arne Duncan's remarks to state leaders at Achieve's American Diploma Project leadership team meeting*. Retrieved from <http://www.ed.gov/news/speeches/beyond-bubble-tests-next-generation-assessments-secretary-arne-duncans-remarks-state-leaders-achieves-american-diploma-project-leadership-team-meeting>.
- ⁴ Chappuis, J., Chappuis, S., & Stiggins, R. (2009). Formative assessment and assessment for learning. In L. M. Pinkus (Ed.), *Meaningful measurement: The role of assessments in improving high school education in the twenty-first century* (pp. 55–77). Washington, DC: Alliance for Excellent Education.
- ⁵ Chappuis, S., & Chappuis, J. (2008). The best value in formative assessment. *Educational Leadership*, 65(4), 14–19.
- ⁶ Stiggins, R., & DuFour, R. (2009). Maximizing the power of formative assessments. *Phi Delta Kappan*, 90(9), 640–644.
- ⁷ Bill & Melinda Gates Foundation. (2015). *Teachers know best: Making data work for teachers and students*. Retrieved from <https://s3.amazonaws.com/edtech-production/reports/Gates-TeachersKnowBest-MakingDataWork.pdf>.
- ⁸ Darling-Hammond, L. (2010). Teacher education and the American future. *Journal of Teacher Education*, 61(1-2), 35–47.
- ⁹ Data Quality Campaign. (2014). *Data for action 2014*. Retrieved from <http://dataqualitycampaign.org/wp-content/uploads/files/DataForAction2014.pdf>.
- ¹⁰ Data Quality Campaign. (2014). Teacher data literacy: It's about time. Retrieved from <http://www.dataqualitycampaign.org/wp-content/uploads/files/DQC-Data%20Literacy%20Brief.pdf>.
- ¹¹ Darling-Hammond, L., & Adamson, F. (2010). *Beyond basic skills: The role of performance assessment in achieving 21st century standards of learning*. Stanford, CA: Stanford Center for Opportunity Policy in Education. Retrieved from <https://scale.stanford.edu/system/files/beyond-basic-skills-role-performance-assessment-achieving-21st-century-standards-learning.pdf>.
- ¹² Pellegrino, J. W., & Hilton, M. L. (Eds.). (2012). *Education for life and work: Developing transferable knowledge and skills in the 21st century*. Washington, DC: National Research Council of the National Academies.
- ¹³ Shute, V. J., Ventura, M., & Kim, Y. J. (2013). Assessment and learning of qualitative physics in Newton's Playground. *The Journal of Educational Research*, 106(6), 423–430.
- ¹⁴ Gee, J. P. (2003). What video games have to teach us about learning and literacy. *Computers in Entertainment*, 1(1), 20–20.
- ¹⁵ Toppo, G. (2015). *The game believes in you: How digital play can make our kids smarter*. New York, NY: Palgrave Macmillan Trade.
- ¹⁶ Fishman, B., Riconscente, M., Snider, R., Tsai, T., & Plass, J. (2014). *Empowering educators: Supporting student progress in the classroom with digital games*. Ann Arbor, MI: University of Michigan. Retrieved from <http://game-sandlearning.umich.edu/wp-content/uploads/2014/11/A-GAMES-Part-I-A-National-Survey.pdf>.
- ¹⁷ Owen, V. E., Ramirez, D., Salmon, A., & Halverson, R. (2014, April). *Capturing learner trajectories in educational games through ADAGE (Assessment Data Aggregator for Game Environments): A click-stream data framework for assessment of learning in play*. Presentation given at the annual meeting of the American Educational Research Association, Philadelphia, PA.
- ¹⁸ HASTAC. (2014). *Open badges case study*. Retrieved from http://www.reconnectlearning.org/wp-content/uploads/2014/01/UC-Davis_case_study_final.pdf.
- ¹⁹ Mindset Works. (2010). *Brainology Transforming Students' Motivation to Learn*. Retrieved from https://www.mindsetworks.com/websitemedia/info/brainology_intro_pres.pdf.
- ²⁰ Dweck, C., & Rule, M. (2013, September). *Mindsets: Helping students to fulfill their potential*. Presentation given at the Smith College Lecture Series, North Hampton, MA.
- ²¹ Shute, V. J., Ventura, M., & Kim, Y. J. (2013). Assessment and learning of qualitative physics in Newton's Playground. *The Journal of Educational Research*, 106(6), 423–430.
- ²² Bill & Melinda Gates Foundation. (2015). *Reaching the summit of data-driven instruction*. Retrieved from <http://collegeready.gatesfoundation.org/2015/06/summit-of-data-driven-instruction/>.
- ²³ Ibid.
- ²⁴ Ibid.

5. Infrastructure

Enabling Access and Effective Use

GOAL: All students and educators will have access to a robust and comprehensive infrastructure when and where they need it for learning.

Preparing students to be successful for the future requires a robust and flexible learning infrastructure capable of supporting new types of engagement and providing ubiquitous access to the technology tools that allow students to create, design, and explore. The essential components of an infrastructure capable of supporting transformational learning experiences include the following:

- **Ubiquitous connectivity.** Persistent access to high-speed Internet in and out of school
- **Powerful learning devices.** Access to mobile devices that connect learners and educators to the vast resources of the Internet and facilitate communication and collaboration
- **High-quality digital learning content.** Digital learning content and tools that can be used to design and deliver engaging and relevant learning experiences
- **Responsible Use Policies (RUPs).** Guidelines to safeguard students and ensure that the infrastructure is used to support learning

Building a robust infrastructure for learning begins with an understanding of the goals and desired outcomes that support engaging and empowering learning experiences. When based on learning goals, technology infrastructure decisions become clear.

INFRASTRUCTURE

To Support Everywhere, All the Time Learning





SETTING FUTURE GOALS: GUIDANCE ON ASSESSING YOUR CURRENT SITUATION

These questions address many of the important considerations for districts as they begin the development of a comprehensive plan for learning with technology. More detailed information and guidance can be found in the U.S. Department of Education's [Future Ready Schools: Building Technology Infrastructure for Learning](#).

- What is your vision for learning that the technology infrastructure will be supporting?
- What digital learning content, tools, and resources will be supported?
- How many and what types of devices will be supported?
- What kind of professional development will teachers need to become proficient with digital learning?
- What is your current network capacity?
- What is the current state of your physical infrastructure?
- What resources are available to fund this transition?



DEVELOPING A MULTI-YEAR APPROACH: BALTIMORE COUNTY PUBLIC SCHOOL DISTRICT'S (BCPS) COMPREHENSIVE PLAN FOR LEARNING WITH TECHNOLOGY

To achieve its goal of ensuring that every school has an equitable, effective, digital learning environment and that all students and teachers have the personal technology they need to participate fully in connected learning, BCPS has developed and is implementing the Students and Teachers Accessing Tomorrow (S.T.A.T.) initiative.

S.T.A.T. is a multi-year plan for the transformation of BCPS that includes the following eight conversions:

1. **Curriculum.** BCPS teachers are creating a digitally enhanced curriculum that redefines how to deliver instruction in a learner-centered, blended learning environment while raising expectations and that places greater emphasis on critical thinking and analytical skills.
2. **Instruction.** All BCPS teachers will facilitate learning that includes the use of technology where appropriate. BCPS One, a fully integrated technology platform that brings together all of the district's programs and initiatives, offers a single interface for students and teachers to access blended curriculum content, including digital resources for teaching and learning.
3. **Assessment.** BCPS One will give teachers the ability to access and administer curriculum-aligned formative and summative assessments easily, as well as access a system-wide grade book, with real-time access for students and parents.
4. **Organizational Development.** Intensive job-embedded professional learning opportunities continue in the initiative's 10 pilot Lighthouse Schools, which serve as model demonstration sites with a Teacher Leader Corp turning their classrooms into learning labs.
5. **Infrastructure.** BCPS currently is updating its infrastructure to support S.T.A.T. by issuing mobile devices to instructional staff and students and by updating networks to ensure all schools are fully wireless. In addition, BCPS has partnered with the Baltimore County Public Library system to enable students to access the BCPS network in any county library.
6. **Policy.** Current BCPS policies are under review and revision to reflect a systematic shift in language that emphasizes empowering students and staff over mandating rules.
7. **Budget.** The significant changes necessary within BCPS to engage a growing and diverse student population and prepare students for college, career, and life will require substantial financial investment.
8. **Communication.** BCPS uses several communication outlets to provide information regarding S.T.A.T., including district and school websites, newsletters, social media, BCPS-TV, and Parent University.

In February 2015, the Johns Hopkins Center for Research and Reform in Education released a 2014 mid-year evaluation of the S.T.A.T. initiative's impact on the 10 pilot Lighthouse Schools.⁵ Although the report contains early baseline data, findings suggest that these schools are beginning to reflect the goals of S.T.A.T.



PLANNING FOR THE FAST TRACK: TECHNOLOGY IMPLEMENTATION IN VANCOUVER PUBLIC SCHOOLS

In 2013, voters in the Vancouver Public School District, which serves more than 23,000 students, passed a \$24 million technology levy after a community outreach and awareness campaign under the leadership of Superintendent Steve Webb. The levy eased one of the greatest challenges of a digital learning implementation—how to pay for it. It also put pressure on the district to develop and execute a plan that would have an impact quickly.

As one teacher put it, the district rapidly went from "totally analog, creating notes pages for students on overhead projector transparencies, to laptops for all teachers to a technology deployment that today equips every student and teacher with a tablet."

Central to the implementation were the values of equity and excellence. From the outset, the district viewed technology as a means to close achievement gaps between high-need, underserved student populations and historically higher performing students.

Equipping every student with a tablet was motivated by student learning needs. Crucial to the implementation plan are a number of pilot programs, focused on serving the unique needs of different populations, currently under way in selected schools. For example, English language learners received devices and other digital tools equipped with translation and language development software.

To extend learning beyond the confines of the school day, and to bridge the digital divide in communities and homes across Vancouver, the district also is outfitting school buses with wireless Internet and creating hot spots at community centers and other anchor community locations such as neighborhood churches.

Ubiquitous Connectivity

Reliable connectivity, like water and electricity, is foundational to creating an effective learning environment. Students and teachers cannot take advantage of the opportunities to connect and engage globally or leverage high-quality learning resources without consistent and reliable access to the Internet. In addition, the U.S. Department of Education's Office for Civil Rights issued a [Dear Colleague letter](#) in October 2014 that included access to technology as an important component of equity of access within U.S. schools.

Connectivity at School

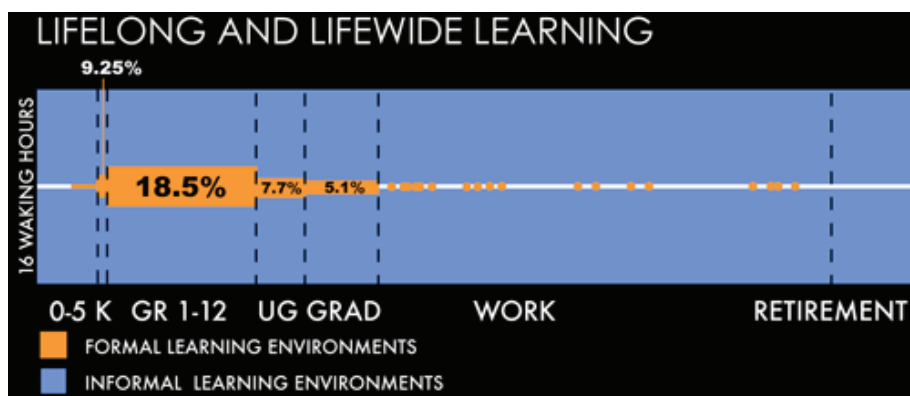
President Obama's ConnectED initiative set a goal for 99 percent of students in the country to have Internet access at a minimum of 100 megabits per second per 1,000 students, with a target speed of one gigabit per second by 2018. Efforts by federal, state, and local institutions in recent years have made huge strides toward this goal. The modernization of the E-rate program in 2014 provided billions of additional dollars to help districts improve the speed of and access to

Internet connectivity.

Although unprecedented resources are available to reach this goal, still significant work remains for many schools and districts. Organizations that are part of the Future Ready network, including [EducationSuperHighway](#) and [CoSN](#), are committed to supporting schools throughout this transition.

Connectivity at Home


Learning does not stop at the end of the school day, and access to digital learning resources should not either. According to a report from the Council of Economic Advisers, approximately 55 percent of low-income children under the age of 10 in the United States lack Internet access at home.¹



The LIFE Center's Lifelong and Lifewide Diagram by LIFE Center is licensed under a Creative Commons Attribution-NonCommercial-NoDerivs 3.0. (LIFE Center: Stevens, R. Bransford, J. & Stevens, A., 2005)

These statistics along with consideration of the amount of time spent out of school have given rise to concerns about a “homework gap” between students whose Internet connections at home are slow or non-existent—a problem disproportionately common in rural and underserved communities—and those who have home connections with adequate speed. They also give credence to the view that connectivity at home for students is an essential component of a 21st century education—not something merely nice to have—if we are to avoid exacerbating pre-existing inequities in unconnected homes.²

Educational leaders should work to ensure learners have access to connectivity and devices when they leave school grounds so that they are not limited in their ability to experience high-quality connected learning fully. To support schools in this effort, organizations such as EveryoneOn focus on providing highly subsidized Internet access to low-income households. In addition, the U.S. Department of Housing and Urban Development launched [ConnectHome](#) in 2015 to focus on bringing high-speed Internet to low-income communities so everyone can

 **CONNECTHOME**
ConnectHome is a U.S. Department of Housing and Urban Development program focused on increasing access to high-speed Internet for low-income households. The pilot program launched in 27 cities and one tribal nation in the summer of 2015, initially reaching more than 275,000 low-income households and nearly 200,000 children. As part of the program, Internet service providers, nonprofits, and the private sector will offer broadband access, technical training, digital literacy programs, and devices for residents in assisted housing units.³ For more information, visit <http://connecthome.hud.gov/>.

participate in our increasingly connected society.



BRINGING CONNECTIVITY TO THE POOREST COMMUNITIES: COACHELLA VALLEY, CALIFORNIA

When Coachella Valley Unified School District made the decision to implement a plan to transform learning through technology, the plan's architects quickly realized that round-the-clock access to high-speed Internet was essential to create connected learning opportunities in and outside of school. However, because of broad socio-economic diversity in the district, equity of access was a challenge.

Geographically, the district draws from Riverside County, California, and serves the city of Coachella, the community of Thermal, portions of the city of Indio, and Salton City in Imperial County, educating more than 18,000 students across 25 schools. The local cable company refused to run fiber through Native American reservations in the area or through a local mobile home park, leaving some of the district's highest need students on the outside looking in when the school day ended.

To answer the challenge, the district equipped 100 of its school buses with wireless Internet routers with rooftop solar panels to supply power. This enabled students to connect to the Internet on the way to and from school and while traveling to sporting events and extracurricular activities. In addition, at night the Wi-Fi-equipped fleet parked in some of the poorest areas of the district, making high-speed Internet available to students virtually anytime and anywhere.

The initiative was not without challenges. Leadership needed buy-in from the community and the teachers' union, whose members draw salary and benefits from the same general fund. District leaders obtained community buy-in through high-touch outreach that included committee meetings and focus groups as well as speaking directly with or sending e-mail to individual community members. Superintendent Darryl Adams focused on building a bridge between the vision of success that everyone deeply desired for the district's students and the concrete means to realize that vision.

Buoyed by the success of this initiative, Coachella Valley now has a long-term plan for the district to become its own Internet service provider, breaking its dependence on commercial telecom companies.



BRINGING BROADBAND TO NEW COMMUNITIES: OKLAHOMA CHOCTAW NATION TRIBAL AREA CREATES PUBLIC-PRIVATE COLLABORATION

Because of the high cost of installing and maintaining the infrastructure required for high-speed connectivity, many sparsely populated areas of the country lack access to the Internet, widening the digital divide for people living in rural areas. The Choctaw Nation Tribal Area has demonstrated how—through a combination of grants, loans, and donations—private industries can bring critical access to these underserved communities.

In 2009–10, Pine Telephone, the service provider offering voice, video, cell, long-distance, and high-speed broadband in southeastern Oklahoma applied for and received four American Recovery and Reinvestment awards totaling \$56 million to build the infrastructure to provide Internet access to the 10 unserved counties encompassed by the Choctaw Nation.⁶

Prior to this investment, the Choctaw Nation Tribal Area lacked access to reliable broadband service. The low population density (8.3 to 19.7 people per square mile), the high poverty rate (25 percent of the population below the poverty line), and the rugged terrain made the economics of broadband infrastructure very challenging. Initial capital costs to deploy broadband meant that broadband service was limited to commercially viable areas.⁷

Today, more than 1,700 customers have access to high-speed connectivity over both fiber and wireless networks, as does every school in the Pine Telephone service area.

One district, Broken Bow School District, has been able to use digital devices, online lesson plans, and supplemental online programming.

Family engagement in the Broken Bow School District has improved because parents have online access to records of attendance, assignments, and test scores. The connectivity also allows the Choctaw Nation to multicast educational videos and share messages from tribal leadership from a central location. For example, the School of Choctaw Language now offers distance learning courses to approximately 14 Head Starts and 32 high schools within the Choctaw Nation, in addition to several universities.⁸



TAKING SERVICE EVERYWHERE: TEXAS LIBRARY GOES ALL DIGITAL

The librarians at BiblioTech, an all-digital public library in San Antonio, Texas, are interested in how they can leverage their digital status to serve local communities better where a deep divide exists between those who have access to the Internet and those who do not.

Accredited as a state library in Texas, BiblioTech operates under the belief that, “[I]f a digital library can go anywhere, it should go everywhere.”⁹ In an area where 78 percent of library patrons’ homes are without Internet access, the library has distributed 10 eReading devices to five schools within the local school district with the greatest need. Schools quickly recognized the value of these resources and matched or exceeded the number of eReaders in circulation as part of their school library collections.

Within the walls of BiblioTech’s physical spaces, users will find eReaders for loan, computers for research, reading and story time for younger readers, and community education courses through partnerships with other local organizations. Because all of the content is stored on the eReading devices the library has for circulation, librarians now spend their time assisting patrons with accessing information, resources, and content.

In addition, because BiblioTech branches require only 2,100 square feet of space, the library is able to co-locate within local public housing developments to put resources and connectivity within reach of patrons who might otherwise be cut off from its collections. Opened in September 2013, BiblioTech has an outreach team that is working to make community presentations in every school in the 14 local districts.



ENSURING ACCESS IN ALL SPACES: INDIANA GIVES INCARCERATED JUVENILES INTERNET FOR LEARNING

Incarcerated youth attend schools typically not equipped with access to the Internet, making it difficult for teachers to use digital learning materials. Similarly, students are unable to access the vast array of digital learning experiences and resources that are increasingly available to other students.

Attempts to address this problem by providing teacher-only access to Internet-enabled interactive whiteboards served only as a halfway measure in that many Internet sites still were blocked from Internet Protocol addresses emanating from juvenile correctional facilities.

In June 2014, the U.S. Department of Education and the U.S. Department of Justice issued a letter to state departments of education and state juvenile justice agencies stating that incarcerated youth need to have the same educational opportunities as those of their non-system-involved peers.¹⁰

As a result, Indiana approached American Prison Data Systems, a public benefits corporation based in New York City that offers a private network, to determine whether the technology solution it offered through its secure wireless tablets would work inside Indiana’s juvenile correctional system. Digital content is delivered via a special secure wireless connection. Students do not reach out and access content from the Internet; instead, approved content is delivered to the student via the secure connection.

In collaboration with Oakland City University, the Indiana Department of Correction implemented a pilot project using American Prison Data Systems secure wireless tablets at the Madison Juvenile Correctional Facility located in Madison, Indiana. Each girl in the facility receives a tablet for use during and after school hours. This pilot project

also involved 10 entertainment tablets, which were loaded with movies, games, and music and used as incentives for youth who met their behavior goals.

The project began in late September 2014, with positive preliminary results, including a reduction in the number of negative incidences occurring in the living units, a reduction in grievances and acting-out behaviors as a result of students being able to send easily monitored messages to adults, significant interest in accessing content via tablets, and a reduction in idle time among the girls.

Powerful Learning Devices

Any effort to leverage the power of mobile learning devices and resources is dependent on access to high-speed connectivity. Selecting appropriate devices depends in large measure largely on the age of the students, their individual learning needs and the types of learning activities that will be ongoing in the classroom or after school program. The U.S. Department of Education's Office of Educational Technology (OET) published *Future Ready Schools: Building Technology Infrastructure for Learning* in November 2014 to help schools and districts consider device purchases as well as other infrastructure concerns when building technology systems to support learning.

Beware of Bring Your Own Device (BYOD) or Bring Your Own Tech (BYOT)

Many institutions have BYOD or BYOT policies that permit students to use their own mobile devices at school. Although it is certainly reasonable to allow students to learn and communicate using their own devices, serious concerns arise if schools use BYOD as their primary method for ensuring students have devices, including the following:

Economic disparity. The ability to access digital learning resources is distributed disproportionately to students whose families can afford the devices. This can widen the very gaps that technology is capable of closing. This situation also may raise legal concerns because schools are expected to provide a free education for all students.

Instructional burden. It can be very difficult for teachers to manage learning experiences and activities when they have to support multiple platforms and device types, and some activities may be incompatible with some devices. In this situation, teachers may revert to activities of the lowest common denominator that work on older and less robust devices at the expense of a more effective learning experience.

Privacy and security. Student-owned devices may not have appropriate safeguards in place for storing their learning data. In addition, personal devices likely will not have the security features required to provide valid assessment.

High-Quality Digital Learning Content

Schools and colleges need to ensure students have access to a variety of high-quality digital learning materials and resources to support their learning. The ability to curate and share digital

learning content is an important component of a robust infrastructure for learning.

Openly Licensed Educational Resources

One of the most effective ways to provide high-quality digital learning materials at scale is through the use of openly licensed educational resources. These resources may be used, modified, and shared without paying any licensing fees or requesting permission. Open licenses for this purpose have been created by organizations such as Creative Commons for learning resources. For software, a number of open license types are available, such as the GNU General Public License and others recognized by the Open Source Initiative or the Free Software Foundation. This is significant considering that the United States currently spends approximately \$8 billion each year purchasing commercial learning resources.⁴ Replacing just one textbook for one subject can free up tens of thousands of dollars for other purposes.

There are advantages other than just cost savings. Openly licensed materials can be more accurate than traditional textbooks because they can be updated continually as content changes. Openly licensed materials also allow teachers to exercise their own creativity and expertise so they can tailor learning materials to meet the needs of their students.

States including California, Illinois, Utah, and Washington have established programs to help teachers access, curate, refine, and share openly licensed learning resources. In addition, the U.S. Department of Education's Federal Funding for Technology [Dear Colleague](#) letter states that Title II funds can be used to prepare teachers to create, use, and share openly licensed digital learning resources.

Platforms and organizations such as the K–12 OER Collaborative, Illinois Shared Learning Environment, and Net Texts are designed specifically for teachers to locate open content and adapt it, as needed, for their students.



MAKING OPEN MEAN EVERYONE: UNIVERSITY OF MARY WASHINGTON DS106

An open, online course on digital storytelling, [ds106](#) moves beyond the capabilities of most MOOCs into a learning experience that happens on multiple platforms and across multiple mediums. The course is offered as part of the computer science catalog at the University of Mary Washington—but ds106 is open to anyone, anywhere, at any time.

Participants in ds106 co-learn and co-create to build their own digital story while engaging in dialogue about the ways we communicate with each other through video, audio, social media, and artwork. The course is described as "part storytelling workshop, part technology training, and most importantly, part critical interrogation of the digital landscape that is ever increasingly mediating how we communicate with one another."¹¹

Across 15 weeks, ds106 participants complete a number of assignments across platforms (Twitter, YouTube, Instagram, WordPress, and so on), creating their own domain, Web presence, and digital story, as well as exploring the role of digital media in online communication. Materials and learning are tailored completely to student interest and passion. If a section of the course is uninteresting, students can drop in and drop out at any time, allowing ds106 participants to forge their own learning pathway.

To date, students have created a collection of more than 800 assignments, hosted on their own sites and also collected in a searchable assignment bank on the ds106 website. Students can browse or search the assignment bank, add their own creations, or chose to remix an existing creation through a tool called the [Remix Machine](#).

Responsible Use Policies (RUP)

Districts with Internet connectivity and device access also should have policies in place to promote responsible use and protect student privacy. A RUP is a written agreement among parents, students, and school personnel that outlines the terms of responsible use and consequences for misuse. Effective RUPs create an opportunity to teach students, while in school, to become responsible digital citizens, which will help them thrive in a connected world.

RUPs traditionally cover topics such as expectations for how students will interact with one another in digital spaces, what resources students may or may not access with district-provided devices and over a school network, as well as standards for academic integrity when using technology for learning. These policies also can outline school and system agreements as to the use of student data and information. Typically, parents acknowledge that their child agrees to basic care and responsibility guidelines, and students sign a contract agreeing to follow rules governing use of the Internet and online conduct.

RUPs should be written in plain language that is easily accessible to students, parents, and district personnel. Technology also can assist in the easy translation of these policies into other languages, providing a bridge to communication that otherwise might leave some families disconnected. If policies and procedures for the use of devices are too strict, they often have unintended negative consequences, such as preventing access to legitimate educational resources. For additional information on questions to consider when drafting a RUP, see the the U.S. Department of Education's [Policies for Users of Student Data: A Checklist](#) or the CoSN publication [Rethinking Acceptable Use Policies to Enable Learning: A Guide for School Districts](#).

Policies and procedures for device management, teaching responsible use, and safeguarding student privacy should be in place and understood by all members of the community prior to providing Internet access or devices. *Future Ready Schools: Building Technology Infrastructure for Learning*, offers extensive guidance on how to prepare students to use the Internet, a school-provided or personal device at school, or a school-provided device at home appropriately.

In addition to Internet access and device use, with the growing popularity of social media in learning, districts also should consider policies and guidelines for their safe and productive use in schools.

Protections for Student Data and Privacy

The use of student data is crucial for personalized learning and continuous improvement (see Section 4: Assessment). Acting as the stewards of student data presents educators with several responsibilities. School officials, families, and software developers have to be mindful of how data privacy, confidentiality, and security practices affect students. Schools and districts have an obligation to tell students and families what kind of student data the school or third parties (e.g., online educational service providers) are collecting and how the data can be used. As they plan, schools and other educational institutions should be certain that policies are in place regarding who has access to student data and that students and families understand their rights and responsibilities concerning data collection.

These policies should include not only formal adoption processes for online educational services but also informal adoptions such as the downloading of an application to a mobile device and agreeing to clickwraps. A user encounters a clickwrap when asked to click on a button to accept

the provider's terms of service before using an app or software. With clickwrap agreements, the act of accepting the terms of service enters the developer and the user (in this case, the school or district) into a contractual relationship akin to signing a contract. The U.S. Department of Education offers schools and families examples, training, and other assistance in navigating privacy concerns through the [Privacy Technical Assistance Center](#). This information includes [Protecting Student Privacy While Using Online Educational Services: Requirements and Best Practices](#), [Protecting Student Privacy While Using Online Educational Services: Model Terms of Service](#), and [Checklist for Developing School District Privacy Programs](#).



KEY FEDERAL LAWS PROTECTING STUDENT DATA AND PRIVACY

The Family Educational Rights and Privacy Act (FERPA) (20 U.S.C. § 1232g; 34 CFR Part 99) is a federal law that affords parents the right to inspect and review their children's education records, the right to seek to have the education records amended, and the right to have some control over the disclosure of personally identifiable information from the education records. When a student turns 18 or enters a post-secondary education institution at any age, the rights under FERPA transfer to the student. Students to whom FERPA rights have transferred are termed **eligible students**.

FERPA generally requires that parents or eligible students provide prior written consent before schools can share personally identifiable information from a student's education records, unless an exception applies. For example, when schools and districts use online educational services, they must ensure that FERPA requirements are met. Typically, the FERPA school official exception to consent will apply to schools' and districts' use of online educational services. The U.S. Department of Education issued best practice guidance to address questions related to student privacy and the use of online educational technology in the classroom, available at <http://ptac.ed.gov/document/protecting-student-privacy-while-using-online-educational-services>.

The Protection of Pupil Rights Amendment (PPRA) (20 U.S.C. § 1232h; 34 CFR Part 98) governs the administration to students of a survey, analysis, or evaluation that reveals information concerning one or more of eight protected areas, including, but not limited to, sexual behaviors and attitudes and illegal, anti-social, self-incriminating, and demeaning behavior. PPRA also concerns marketing surveys and other areas of student privacy, parental access to information, and the administration of certain physical examinations to minors.

For more information about FERPA and PPRA, visit <http://familypolicy.ed.gov/>. General questions about FERPA or PPRA may be submitted to the Family Policy Compliance Office by using the Contact Us tab on that website or directly at <http://familypolicy.ed.gov/content/questionscomments>.

The Children's Online Privacy Protection Act (COPPA) (15 U.S.C. § 6501–6505) governs online collection of personal information from children under age 13. For example, before a developer can collect any information from a student under 13, verifiable parental consent is required. The FCC, which enforces COPPA, has said that school officials can act in the capacity of a parent to provide consent to sign students up for online educational programs at school. The general guidance is that software companies are allowed to track students within their program, but COPPA prevents them from tracking those students across the Internet.

The Children's Internet Protection Act (CIPA) (47 U.S.C. § 254) imposes several requirements on schools or libraries that receive E-rate discounts for Internet access. Schools and libraries must certify that they have an Internet safety policy that includes technology protection measures. These protection measures must block or filter Internet access to pictures that are obscene, pornographic, or harmful to minors, and schools also must monitor the online activities of minors. Because most schools

receive E-rate funds, they are required to educate their students about appropriate online behavior, including on social networking websites and in chat rooms, and to build cyberbullying awareness. Particularly if a digital learning resource requires networking among students, schools must comply with CIPA.

[IDEA](#) also provides confidentiality protections and often additionally will protect information for students with disabilities.

Device and Network Management

Many schools underestimate the importance of a plan for staffing and resources for ongoing monitoring, management, and maintenance of network infrastructure. We must ensure that student data are maintained in secure systems that meet all applicable federal and state requirements concerning the protection of personally identifiable information. Key elements of an infrastructure plan should include the following:

- Network management and monitoring
- User help desk and technical support
- Maintenance and upgrade of devices and equipment
- Insurance for devices
- Estimates of future demand and network capacity planning
- Licensing fees for digital learning content
- Security filtering
- Network redundancy
- Use of open standards to ensure interoperability with other learning networks

Interoperability. As teachers and students go online for more of their teaching and learning needs, the number of systems they rely on increases. This makes it very difficult for teachers and students to see a comprehensive picture of their learning progress or to know where students are struggling so that teachers can give them effective support. There are some approaches in place to address these challenges. For example, the [Guide to EdTech Procurement](#) from Digital Learning Now! recommends leveraging industry standards for single sign-on and data interoperability.

Single sign-on. Apps and tools can be built to enable single sign-on—allowing teachers and students to log in to all their applications with a single password. A teacher teaching six classes of students a day with multiple apps and tools needs a way to manage learning content, attendance, student progress, and grades. Students and teachers having to keep track of a different user name and password to log in to each system wastes time and creates frustration. In addition, if all the different learning systems do not recognize who a student is, they cannot help schools create a complete picture of that student’s learning. For all these reasons, solutions involving single sign-on are needed for teachers and students to access all their applications through a single log-in credential. Many districts are even moving from preferring single sign-on to requiring it.

Interoperable systems. No one app or tool can provide all the functionality that every teacher, student, or parent may need. Enabling teachers and students to use more than one app seamlessly goes beyond just having a common log-in. Basic information, such as student schedules or courses completed, may need to be shared from one system to another to provide the best learning experience. For example, if a student demonstrates the mastery of a new concept in an online learning platform, that might be reflected in an app that the teacher or families use to track student progress.

One common format for Web services in education is the Learning Tools Interoperability standard. The IMS Global Learning Consortium developed this standard, and [information](#) about the specification can be found on its website. This standard allows learning management systems to exchange data with other learning tools and applications approved for use by the school so that students can have a seamless learning experience even if they are using apps created by different developers.

Data interoperability and standards. Regardless of whether you enable data sharing through an existing or custom application program interface or through a data export option, in order to be useful, the data need to be in a common format. For example, when transferring student data between systems, should a system indicate gender as *M* or *F* or as *male* or *female*? Should the name of the field be *student name* or *first name*? These are essential items to define if we are going to allow students to move seamlessly between learning apps. Fortunately, data interoperability frameworks have been established to ensure data are presented in usable formats. In addition to the CEDS mentioned earlier, the following are examples of existing frameworks, resources, and organizational alliances that address the issue of data interoperability:

- The [Schools Interoperability Framework \(SIF\)](#) is an open data sharing specification that includes an Extensible Markup Language (XML) for modeling educational data and service-oriented architecture for sharing the data between institutions.
- [The Interoperability Standards for Education: Working Together to Strategically Connect the K–12 Enterprise](#), developed by CoSN, is a primer for education leaders to better understand issues related to building technology infrastructures that support learning.
- The [Postsecondary Electronic Standards Council](#) is a nonprofit umbrella organization that promotes the implementation and usage of data exchange standards.
- The [Ed-Fi Alliance](#) supports the creation of common data standards for communication among educational tools. Ed-Fi focuses on providing educators with dashboard starter kits showing real-time data displays.

Recommendations

- ▶ **Ensure students and educators have broadband access to the Internet and adequate wireless connectivity, with a special focus on equity of access outside of school.**

Although connectivity itself does not ensure transformational use of technology to enable learning, lack of connectivity almost certainly precludes it. Working with federal programs such as E-rate through the FCC, as well as with nonprofit partners such as CoSN, EducationSuperHighway, EveryoneOn, and others, states, districts, and post-secondary institutions should make sure technology-enabled learning is available for all students, everywhere, all the time.

- ▶ **Ensure that every student and educator has at least one Internet access device and appropriate software and resources for research, communication, multimedia content creation, and collaboration for use in and out of school.**

Only when learners have the tools necessary to complete these activities are they able to realize the potential of education technologies fully. States and districts should make sure such device purchases are funded sustainably with a plan for device refresh.

- ▶ **Support the development and use of openly licensed educational materials to promote innovative and creative opportunities for all learners and accelerate the development and adoption of new open technology-based learning tools and courses.**

Similar to those leading state and local efforts under way in California, Illinois, and Washington state, administrators and policymakers at all levels and in formal and informal spaces should consider the diversified learning paths and potential cost savings inherent in the use of such openly licensed resources.

- ▶ **Draft sustainability plans for infrastructure concerns that include upgrades of wired and wireless access as well as device refresh plans and sustainable funding sources while ensuring the safety and protection of student data.**

As state and local education institutions work to bridge the existing digital divide, they concurrently should be drafting plans for the upgrade of infrastructure necessary to meet the needs of increased user demand as well as speeds necessary for the use of evolving technologies. These plans should include specific systems and strategies for protecting student data, be drafted with cross-stakeholder groups, and include special consideration of funding sustainability and possible partners.

- ▶ **Create a comprehensive map and database of connectivity, device access, use of openly licensed educational resources, and their uses across the country.**

To understand the digital divide better and progress toward bridging it, researchers, state and local officials, and district administrators should work in concert with one another to test connectivity speeds in schools and homes and to identify the kinds of devices to which educators and students have access and the ratios of devices to users within education institutions. The building of such a map and database would allow for the visualization of inequities of access and targeted interventions to alleviate them. In addition, the level of engagement with openly licensed learning materials should be made transparent as an indicator of progress toward equitable access and effective allocation of resources.

- ¹ Council of Economic Advisers Issue Brief. (2015). *Mapping the digital divide*. Retrieved from https://www.whitehouse.gov/sites/default/files/wh_digital_divide_issue_brief.pdf.
- ² Digital Inclusion Survey. (2013). *Digital inclusion survey 2013*. Retrieved from <http://digitalinclusion.umd.edu/>.
- ³ The White House Office of the Press Secretary. (2015). *FACT SHEET: ConnectHome: Coming together to ensure digital opportunity for all Americans*. Retrieved from <https://www.whitehouse.gov/the-press-office/2015/07/15/fact-sheet-connecthome-coming-together-ensure-digital-opportunity-all>.
- ⁴ Association of American Publishers. (2015). *Instructional materials funding facts*. Retrieved from <http://publishers.org/our-markets/prek-12-learning/instructional-materials-funding-facts>.
- ⁵ Morrison, J. R., Ross, S. M., & Reid, A. J. (2015). *Report for Baltimore County Public Schools: Students and teachers accessing tomorrow—Mid-year evaluation report*. Baltimore: Center for Research and Reform in Education (CREE), Johns Hopkins University. Retrieved from [https://www.boarddocs.com/mabe/bcps/Board.nsf/files/9UB87F-639DC1/\\$file/BCPSMidYearReportFINAL2.26.pdf](https://www.boarddocs.com/mabe/bcps/Board.nsf/files/9UB87F-639DC1/$file/BCPSMidYearReportFINAL2.26.pdf).
- ⁶ United States Department of Agriculture Rural Development. (2015). *USDA, Pine Telephone bring broadband Internet to areas of southeast Oklahoma, Choctaw Nation for first time*. Retrieved from <http://www.rd.usda.gov/newsroom/news-release/usda-pine-telephone-bring-broadband-internet-areas-southeast-oklahoma-choctaw>.
- ⁷ The White House. *ConnectED: President Obama's plan for connecting all schools to the digital age*. Retrieved from https://www.whitehouse.gov/sites/default/files/docs/connected_fact_sheet.pdf.
- ⁸ The White House Executive Office of the President. (2015). *Community-based broadband solutions: The benefits of competition and choice for community development and highspeed Internet access*. Retrieved from https://www.whitehouse.gov/sites/default/files/docs/community-based_broadband_report_by_executive_office_of_the_president.pdf.
- ⁹ Bob Warburton. (2014). *Second BiblioTech Coming to Bexar County Housing Development*. Retrieved from <http://lj.libraryjournal.com/2014/12/industry-news/second-bibliotech-coming-to-bexar-county-housing-development/#>.
- ¹⁰ U.S. Department of Education. (2014). *Key policy letters signed by the education secretary or deputy secretary*. Retrieved from <http://www2.ed.gov/policy/elsec/guid/secletter/140609.html>.
- ¹¹ DS106. *About dc106*. Retrieved from <http://ds106.us/about/>.

Conclusion

The timing has never been better for using technology to enable and improve learning at all levels, in all places, and for people of all backgrounds. From the modernization of E-rate to the proliferation and adoption of openly licensed educational resources, the key pieces necessary to realize best the transformations made possible by technology in education are in place.

Educators, policymakers, administrators, and teacher preparation and professional development programs now should embed these tools and resources into their practices. Working in collaboration with families, researchers, cultural institutions, and all other stakeholders, these groups can eliminate inefficiencies, reach beyond the walls of traditional classrooms, and form strong partnerships to support everywhere, all-the-time learning.

Although the presence of technology does not ensure equity and accessibility in learning, it has the power to lower barriers to both in ways previously impossible. No matter their perceived abilities or geographic locations, all learners can access resources, experiences, planning tools, and information that can set them on a path to acquiring expertise unimaginable a generation ago.

All of this can work to augment the knowledge, skills, and competencies of educators. Tools and data systems can be integrated seamlessly to provide information on student learning progress beyond the static and dated scores of traditional assessments. Learning dashboards and collaboration and communication tools can help connect teachers and families with instantaneous ease. This all is made more likely with the guidance of strong vision and leadership at all levels from teacher-leaders to school, district, and state administrators. For these roles, too, technology allows greater communication, resource sharing, and improved practice so that the vision is owned by all and dedicated to helping every individual in the system improve learning for students.

It is a time of great possibility and progress for the use of technology to support learning.

Challenges Remain

For all the possibilities of technology-enabled learning, it also creates challenges we will face as we embrace the change necessary to realize its potential. With the proliferation of devices and applications, we should build all educators' understanding of and ability to serve as stewards of student data so that only those with lawful access to the data can access it. We also need to find new and creative ways to solve the problem of connectivity in learners' homes so that the learning made possible in connected schools does not end when students leave for the day.

As we bridge the digital divide in schools and homes across the country, we also should build educator capacity to ask students to take part in new and transformational learning experiences

with technology. This will require more than sharing tips in the faculty lounge or after-school professional development for educators. It also will require systemic change on the part of teacher preparation providers so their faculty and programming reflect more closely the standards and settings for which they are preparing teacher candidates.

These partnerships between teacher preparation programs and school districts are emblematic of the types of partnerships we will need to build across all education groups if we hope to increase the use of technology in learning from an add-on to an integral and foundational component of our education system.

We Already Have Begun

As illustrated in the examples throughout this plan, there are schools, organizations, and partnerships across the country already engaged in the important work of shifting practices to serve students better through technology. Indeed, it never has been easier to share innovations and lessons learned and muster the resources necessary to catalyze learning with technology. From the NETP to Connected Educator Month to LearningRegistry.org, from rapid cycle technology evaluations to education innovation clusters: The work of educators and other stakeholders with vision and a commitment to improving learning in America is well under way.

Recommendations

Section 1: Learning

- ▶ **States, districts, and post-secondary institutions should develop and implement learning resources that embody the flexibility and power of technology to create equitable and accessible learning ecosystems that make learning possible everywhere and all the time for all students.**

Whether creating learning resources internally, drawing on collaborative networks, or using traditional procurement procedures, institutions should insist on the use of resources and the design of learning experiences that use UD practices to ensure accessibility and increased equity of learning opportunities.

- ▶ **States, districts, and post-secondary institutions should develop and implement learning resources that use technology to embody design principles from the learning sciences.**

Educational systems have access to cutting-edge learning sciences research. To make better use of the existing body of research literature, however, educators and researchers will need to work together to determine the most useful dissemination methods for easy incorporation and synthesis of research findings into teachers' instructional practices.

- ▶ **States, districts, and post-secondary institutions should take inventory of and align all learning technology resources to intended educational outcomes. Using this inventory, they should document all possible learner pathways to expertise, such as combinations of formal and informal learning, blended learning, and distance learning.**

Without thoughtful accounting of the available tools and resources within formal and informal learning spaces within a community, matching learners to high-quality pathways to expertise is left to chance. Such an undertaking will require increased capacity within organizations that have never considered such a mapping of educational pathways. To aid in these efforts, networks such as LRNG, the Hive Learning Networks, and education innovation clusters can serve as models for cross-stakeholder collaboration in the interest of best using existing resources to present learners with pathways to learning and expertise.

- ▶ **Education stakeholders should develop a born accessible standard of learning resource design to help educators select and evaluate learning resources for accessibility and equity of learning experience.**

Born accessible is a play on the term born digital and is used to convey the idea that materials that are born digital also can and should be born accessible. If producers adopt current industry standards for producing educational materials, materials will be accessible out of the box. Using the principles and research-base of UD and UDL, this standard would serve as a commonly accepted framework and language around design for accessibility and offer guidance to vendors and third-party technology developers in interactions with states, districts, and institutions of higher education.

Section 2: Teaching

- ▶ **Provide pre-service and in-service educators with professional learning experiences powered by technology to increase their digital literacy and enable them to create compelling learning activities that improve learning and teaching, assessment, and instructional practices.**

To make this goal a reality, teacher preparation programs, school systems, state and local policymakers, and educators should come together in the interest of designing pre- and in-service professional learning opportunities that are aligned specifically with technology expectations outlined within state standards and that are reflective of the increased connectivity of and access to devices in schools. Technology should not be separate from content area learning but used to transform and expand pre- and in-service learning as an integral part of teacher learning.

- ▶ **Use technology to provide all learners with online access to effective teaching and better learning opportunities with options in places where they are not otherwise available.**

This goal will require leveraging partner organizations and building institutional and teacher capacity to take advantage of free and openly licensed educational content such as that indexed on LearningRegistry.org. Adequate connectivity will increase equitable access to resources, instruction, expertise, and learning pathways regardless of learners' geography, socio-economic status, or other factors that historically may have put them at an educational disadvantage.

- ▶ **Develop a teaching force skilled in online and blended instruction.**

Our education system continues to see a marked increase in online learning opportunities and blended learning models in traditional schools. To meet the need this represents better, institutions of higher education, school districts, classroom educators, and researchers need to come together to ensure practitioners have access to current information regarding research-supported practices and an understanding of the best use of emerging online technologies to support learning in online and blended spaces.

- ▶ **Develop a common set of technology competency expectations for university professors and candidates exiting teacher preparation programs for teaching in technologically enabled schools and post-secondary education institutions.**

There should be no uncertainty of whether a learner entering a PK–12 classroom or college lecture hall will encounter a teacher or instructor fully capable of taking advantage of technology to transform learning. Accrediting institutions, advocacy organizations, state policymakers, administrators, and educators have to collaborate on a set of clear and common expectations and credentialing regarding educators' abilities to design and implement technology-enabled learning environments effectively.

Section 3: Leadership

- ▶ **Establish clear strategic planning connections among all state, district, university, and school levels and how they relate to and are supported by technology to improve learning.**

Although some of these efforts are supported by summits organized at the federal level by Future Ready Schools, state and local authorities are uniquely suited to understand the needs and resources available within their local education ecosystems. Broad, coordinated strategic planning requires a commitment from all parties involved to collaborate consistently across organizational boundaries. These conversations and connections need proactive champions who will invest in working at this level and who can take advantage of existing state and regional conferences to further this work.

- ▶ **Set a vision for the use of technology to enable learning such that leaders bring all stakeholder groups to the table, including students, educators, families, technology professionals, community groups, cultural institutions, and other interested parties.**

Although not all parties will be responsible for the execution of a vision for the use of technology to enable learning, by making certain all involved stakeholder groups are part of the vision-setting process, leaders will ensure better community support and the establishment of a plan for learning technology that reflects local needs and goals.

- ▶ **Develop funding models and plans for sustainable technology purchases and leverage openly licensed content while paying special attention to eliminating those resources and tasks that can be made obsolete by technology.**

Rather than viewing technology as an add-on component to support learning, leaders should take stock of current systems and processes across learning systems and identify those that can be augmented or replaced by existing technologies. During the planning process, they also should identify systems and processes for which no replacement currently exists within the district, school, or college and set goals for developing more efficient solutions.

- ▶ **Develop clear communities of practice for education leaders at all levels that act as a hub for setting vision, understanding research, and sharing practices.**

Building on the model of the education innovation clusters, state, district, university, and community organization leaders should establish cohesive communities of practice—in person and online—to create virtuous cycles for sharing the most recent research and effective practices in the use of educational technology.

Section 4: Assessment

- ▶ **Revise practices, policies, and regulations to ensure privacy and information protection while enabling a model of assessment that includes ongoing gathering and sharing of data for continuous improvement of learning and teaching.**

This will require not only greater systems interoperability standards but also increased capacity on the part of educators and administrators to understand the types of systems they want to establish within schools and colleges. In addition, they will need to have an understanding of the standards of interoperability they should demand from vendors. A key component of this increased capacity should ensure educational leaders have a firm understanding of privacy and security concerns, how those concerns are addressed within the school or system, and clear communication of policies and procedures with all stakeholders. Achievement of this recommendation would benefit from the involvement and guidance of organizations, such as CoSN, ISTE, and the State Educational Technology Directors Association (SETDA), that have developed specialized expertise in these areas.

- ▶ **States, districts, and others should design, develop, and implement learning dashboards, response systems, and communication pathways that give students, educators, families, and other stakeholders timely and actionable feedback about student learning to improve achievement and instructional practices.**

The next generation of such tools should integrate across platforms and tools seamlessly, be designed with a mobile-first mindset, and be guided by UD and UDL principles to ensure accessibility by all stakeholders. Although current products and dashboards include basic functionality and features that improve on those of their predecessors, future iterations should be built on a

premise of feedback and conversation, allowing learners and families to discuss learning outcomes and evidence and increasing agency and ownership across stakeholder groups.

- ▶ **Create and validate an integrated system for designing and implementing valid, reliable, and cost-effective assessments of complex aspects of 21st century expertise and competencies across academic disciplines.**

Interoperable formative assessment formats offered by major testing consortia for use by educators throughout the year are an important first step. However, work remains to ensure more educators have access to high-quality formative assessment tools and to develop additional capacities to assess both cognitive and non-cognitive skills better. Moving forward, increasing educator capacity for the design and deployment of valid and reliable formative assessments will require the concerted efforts of current assessment developers, teacher preparation programs, school systems, and researchers. Furthermore, colleges and universities will benefit from system-wide reviews of assessment practices and from ensuring all faculty have deep understandings of key principles and practices surrounding the design and implementation of effective learning assessments.

- ▶ **Research and development should be conducted that explore how embedded assessment technologies such as simulations, collaboration environments, virtual worlds, games, and cognitive tutors can be used to engage and motivate learners while assessing complex skills.**

Although some of this research is in its early stages, the way forward will require close collaboration among organizations—such as GlassLab, Games for Change, and iCivics; colleges, universities, informal learning spaces, and schools; philanthropic organizations; and research institutions—that have a deep understanding of how game mechanics increase learner motivation. This collaboration can lead to the development of more effective and engaging experiences to support learning.

Section 5: Infrastructure

- ▶ **Ensure students and educators have broadband access to the Internet and adequate wireless connectivity, with a special focus on equity of access outside of school.**

Although connectivity itself does not ensure transformational use of technology to enable learning, lack of connectivity almost certainly precludes it. Working with federal programs such as E-rate through the FCC, as well as with nonprofit partners such as CoSN, EducationSuperHighway, EveryoneOn, and others, states, districts, and post-secondary institutions should make sure technology-enabled learning is available for all students, everywhere, all the time.

- ▶ **Ensure that every student and educator has at least one Internet access device and appropriate software and resources for research, communication, multimedia content creation, and collaboration for use in and out of school.**

Only when learners have the tools necessary to complete these activities are they able to realize the potential of education technologies fully. States and districts should make sure such device purchases are funded sustainably with a plan for device refresh.

- ▶ **Support the development and use of openly licensed educational materials to promote innovative and creative opportunities for all learners and accelerate the development and adoption of new open technology-based learning tools and courses.**

Similar to those leading state and local efforts under way in California, Illinois, and Washington state, administrators and policymakers at all levels and in formal and informal spaces should consider the diversified learning paths and potential cost savings inherent in the use of such openly licensed resources.

- ▶ **Draft sustainability plans for infrastructure concerns that include upgrades of wired and wireless access as well as device refresh plans and sustainable funding sources while ensuring the safety and protection of student data.**

As state and local education institutions work to bridge the existing digital divide, they concurrently should be drafting plans for the upgrade of infrastructure necessary to meet the needs of increased user demand as well as speeds necessary for the use of evolving technologies. These plans should include specific systems and strategies for protecting student data, be drafted with cross-stakeholder groups, and include special consideration of funding sustainability and possible partners.

- ▶ **Create a comprehensive map and database of connectivity, device access, use of openly licensed educational resources, and their uses across the country.**

To understand the digital divide better and progress toward bridging it, researchers, state and local officials, and district administrators should work in concert with one another to test connectivity speeds in schools and homes and to identify the kinds of devices to which educators and students have access and the ratios of devices to users within education institutions. The building of such a map and database would allow for the visualization of inequities of access and targeted interventions to alleviate them. In addition, the level of engagement with openly licensed learning materials should be made transparent as an indicator of progress toward equitable access and effective allocation of resources.

Appendix A

Future Ready Resources

- Alberta Education. (2013). *Learning and technology policy framework 2013*. Edmonton, AB, Canada: Alberta Education, School Technology Branch. Retrieved from <http://www.education.alberta.ca/media/7792655/learning-and-technology-policy-framework-web.pdf>
- Alliance for Excellent Education. (2012). *The digital learning imperative: How technology and teaching meet today's education challenges*. Retrieved from <http://all4ed.org/wp-content/uploads/2012/01/DigitalLearningImperative.pdf>
- American Association of School Administrators. (2010). *2011 district excellence award for digital learning*. Retrieved from http://www.aasa.org/uploadedFiles/Programs_and_Events/Awards_and_Scholarships/Technology_Award/2011_Technology_Award/2011_Technology_Award2011_AASA_LS_App_procedure_082410.pdf
- Amirian, S. (2007). Digital backpacks: Facilitating faculty implementation of technologies for teaching and learning. *Computers in the Schools*, 24(1/2), 5–14.
- Anderson, R. E., & Dexter, S. L. (2000). School technology leadership: Incidence and impact. Irvine: University of California, Center for Research on Information Technology and Organizations. Retrieved from <http://escholarship.org/uc/item/76s142fc#page-7>
- Anderson, R. E., & Dexter, S. L. (2005). School technology leadership: An empirical investigation of prevalence and effect. *Educational Administration Quarterly*, 41(1), 49–82.
- Anderson, T., & Elloumi, F. (Eds.). (2004). *The theory and practice of online learning*. Athabasca, AB, Canada: Athabasca University Press.
- Annenberg Institute for School Reform. (2004). *Professional learning communities: Professional development strategies that improve instruction*. Providence, RI: Author. Retrieved from <http://www.annenberginstitute.org/pdf/proflearning.pdf>
- Argueta, R., Huff, J., Tingen, J., & Corn, J. O. (2011). *Laptop initiatives: Summary of research across seven states* (Friday Institute White Paper No. 4). Raleigh: North Carolina State University, the William & Ida Friday Institute for Educational Innovation. Retrieved from <https://www.fi.ncsu.edu/wp-content/uploads/2013/05/laptop-initiatives-summary-of-research-across-seven-states.pdf>
- Armstrong, M., & Earle, L. (2012). *Sustained blended professional development in the 21st century*. Retrieved from http://etec.cflt.ubc.ca/510wiki/Sustained_Blended_Professional_Development_in_the_21st_Century
- Attwell, G. (2007). Personal learning environments—The future of elearning? *eLearning Papers*, 2(1), 1–8.
- Barnett, H. (2002). How to guarantee a learning return on your technology investment. *eSchool News*, 1–5.
- Bauer, J., & Kenton, J. (2005). Toward technology integration in the schools: Why it isn't happening. *Journal of Technology and Teacher Education*, 13(4), 519–546.
- Bolam, R., McMahon, A., Stoll, L., Thomas, S., & Wallace, M. (2005). *Creating and sustaining effective professional learning communities* (Research Report No. 637). Bristol, England: University of Bristol. Retrieved from <http://dera.ioe.ac.uk/5622/1/RR637.pdf>

- Buckingham, D. (2007). Digital media literacies: Rethinking media education in the age of the Internet. *Research in Comparative and International Education*, 2(1), 43–55.
- Burden, K., Hopkins, P., Male, T., Martin, S., & Trala, C. (2012). *iPad Scotland evaluation*. Hull, England: University of Hull. Retrieved from <http://www.janhylen.se/wp-content/uploads/2013/01/Skottland.pdf>
- Cavanaugh, C., Dawson, K., & Ritzhaupt, A. (2011). An evaluation of the conditions, processes, and consequences of laptop computing in K–12 classrooms. *Journal of Educational Computing Research*, 45(3), 359–378.
- Clifford, M., Behrstock-Sherratt, E., & Fetters, J. (2012). *The ripple effect: A synthesis of research on principal influence to inform performance evaluation design*. Washington, DC: American Institutes for Research. Retrieved from http://www.air.org/sites/default/files/downloads/report/1707_The_Ripple_Effect_d8_Online_0.pdf
- Clifford, M., Fetters, J., & Yoder, N. (2014). *The five essential practices of school leadership: A framework for assessing practice*. Washington, DC: American Institutes for Research. Retrieved from http://tle.vide.vi/data/userfiles/14-2159_AIR_5_Essential%20Practices%20USVI%20FINAL.pdf
- Clifford, M., & Ross, S. (2011). *Designing principal evaluation systems: Research to guide decision-making*. Washington, DC: National Association of Elementary School Principals. Retrieved from https://www.naesp.org/sites/default/files/PrincipalEvaluation_ExecutiveSummary.pdf
- Coggs, J. G., Rasmussen, C., Colton, A., Milton, J., & Jacques, C. (2012). *Generating teaching effectiveness: The role of job-embedded professional learning in teacher evaluation*. Washington, DC: National Comprehensive Center for Teacher Quality. Retrieved from <http://www.gtlcenter.org/sites/default/files/docs/GeneratingTeachingEffectiveness.pdf>
- Consortium for School Networking. (2012). *Framework of essential skills of the K–12 CTO*. Washington, DC: Author. Retrieved from http://www.cosn.org/sites/default/files/Framework_1218_2013_Public.pdf?sid=4509
- Consortium for School Networking. (2013). *Administrator’s guide to mobile learning*. Washington, DC: Author. Retrieved from <https://sites.google.com/site/cosnmlresources/>
- Consortium for School Networking. (2014a). *The empowered superintendent: Professional learning module 1—Five imperatives for technology leadership*. Washington, DC: Author. Retrieved from <http://cosn.org/sites/default/files/pdf/CoSN%20Empowered%20Superintendent%20Module%201%20FINAL.pdf>
- Consortium for School Networking. (2014b). *The empowered superintendent: Self-assessment for superintendents*. Washington, DC: Author. Retrieved from <http://cosn.org/sites/default/files/pdf/CoSN%20Superintendent%20Self-Assessment%20FINAL.pdf>
- Consortium for School Networking. (2014c). *Rethinking educational equity in a digital era: Forging a strong partnership between district Title I and technology leaders*. Washington, DC: Author. Retrieved from <http://www.cosn.org/sites/default/files/pdf/Rethinking%20Educational%20Equity%20in%20a%20Digital%20Era,%20June%202014.pdf>
- Consortium for School Networking. (2015). *NMC horizon report: 2015 K–12 edition*. Washington, DC: Author. Retrieved from <http://www.nmc.org/publication/nmc-horizon-report-2015-k-12-edition/>
- Council of Chief State School Officers. (2008). *Educational leadership policy standards: ISLLC 2008*. Washington, DC: Author. Retrieved from http://www.ccsso.org/Documents/2008/Educational_Leadership_Policy_Standards_2008.pdf

- Croft, A., Cogshall, J. G., Dolan, M., & Powers, E. (with Killion, J.). (2010). *Job-embedded professional development: What it is, who is responsible, and how to get it done well*. Washington, DC: National Comprehensive Center for Teacher Quality. Retrieved from <http://www.gtlcenter.org/sites/default/files/docs/JEPD%20Issue%20Brief.pdf>
- Darling-Hammond, L., Wei, R. C., Andree, A., Richardson, N., & Orphanos, S. (2009). *Professional learning in the learning profession: A status report on teacher development in the United States and abroad*. Oxford, OH: National Staff Development Council and the School Redesign Network at Stanford University. Retrieved from <http://www.learningforward.org/docs/pdf/nsdc-study2009.pdf>
- Dawson, K. (2012). Using action research projects to examine teacher technology integration practices. *Journal of Digital Learning in Teacher Education*, 28(3), 117–124.
- Dawson, K., Cavanaugh, C., & Ritzhaupt, A. D. (2008). Florida's EETT Leveraging Laptops Initiative and its impact on teaching practices. *Journal of Research on Technology in Education*, 41(2), 143–159.
- Dede, C. (1998). The scaling-up process for technology-based educational innovations. In C. Dede (Ed.), *Learning with technology 1998: ASCD yearbook* (pp. 199–215). Alexandria, VA: ASCD.
- Dede, C., Breit, L., Ketelhut, D. J., McCloskey, E., & Whitehouse, P. (2005). *An overview of current findings from empirical research on online teacher professional development*. Cambridge, MA: Harvard University Press. Retrieved from <http://citeseerx.ist.psu.edu/viewdoc/download?doi=10.1.1.117.1285&rep=rep1&type=pdf>
- Derntl, M., & Motschnig-Pitrik, R. (2005). The role of structure, patterns, and people in blended learning. *The Internet and higher education*, 8(2), 111–130.
- Devono, F., & Price, T. (2012). How principals and teachers perceived their superintendents' leadership in developing and supporting effective learning environments as measured by the superintendent efficacy questionnaire. *National Forum of Educational Administration and Supervision Journal*, 29(4), 1–14.
- Digital Promise. (n.d.). *Educator micro-credentials*. Retrieved from <http://www.digitalpromise.org/initiatives/educator-micro-credentials>
- District Reform Support Network. (2015). *Blended learning readiness and progress rubric*. Raleigh, NC: Friday Institute for Educational Innovation. Retrieved from <https://rttd.grads360.org/#communities/pdc/documents/7209>
- Duty, L., & Kern, T. (2014). *So you think you want to innovate? Emerging lessons and a new tool for state and district leaders working to build a culture of innovation*. Retrieved from http://learningaccelerator.org/media/29004d8f/Assessing%20Culture%20of%20Innovation_2Rev-TLA_10.9_final.pdf
- Education Reform Initiative (ERI) & Research Triangle Institute (RTI) International. (2013). *Turkey's FATIH project: A plan to conquer the digital divide, or a technological leap of faith?* Istanbul, Turkey: ERI, and Research Triangle Park, NC: RTI International. Retrieved from http://erg.sabanciuniv.edu/sites/erg.sabanciuniv.edu/files/Fatih.rapor_ENG_son_.pdf
- Ertmer, P. (1999). Addressing first- and second-order barriers to change: Strategies for technology integration. *Educational Technology, Research and Development*, 47(4), 47–61.
- Evans, M. (2012). *A guide to personalizing learning: Suggestions for the Race to the Top–District competition*. San Mateo, CA: Innosight Institute. Retrieved from <http://www.christenseninstitute.org/wp-content/uploads/2013/04/A-guide-to-personalizing-learning.pdf>
- Flipped Learning Network. (2014). *What is flipped learning?* Retrieved from http://flippedlearning.org/cms/lib07/VA01923112/Centricity/Domain/46/FLIP_handout_FNL_Web.pdf

- Forner, M., Bierlein-Palmer, L., & Reeves, P. (2012). Leadership practices of effective rural superintendents: Connections to Waters and Marzano's leadership correlates. *Journal of Research in Rural Education*, 27(8). Retrieved from <http://jrre.vmhost.psu.edu/wp-content/uploads/2014/02/27-8.pdf>
- Fox, C., Waters, J., Fletcher, G., & Levin, D. (2012). *The broadband imperative: Recommendations to address K–12 education infrastructure needs*. Washington, DC: State Educational Technology Directors Association. Retrieved from http://www.setda.org/wp-content/uploads/2013/09/The_Broadband_Imperative.pdf
- Freeland, J., & Hernandez, A. (with Samouha, A.). (2014). *Schools and software: What's now and what's next?* San Mateo, CA: Clayton Christensen Institute. Retrieved from <http://www.christenseninstitute.org/wp-content/uploads/2014/06/Schools-and-Software.pdf>
- Fullan, M., & Donnelly, K. (2013). *Alive in the swamp: Assessing digital innovations in education*. London, England: Nesta. Retrieved from http://www.nesta.org.uk/sites/default/files/alive_in_the_swamp.pdf
- Garet, M. S., Porter, A. C., Desimone, L., Birman, B. F., & Yoon, K. S. (2001). What makes professional development effective? Results from a national sample of teachers. *American Educational Research Journal*, 38(4), 915–945.
- Gray, T., & Silver-Pacuilla, H. (2011). *Breakthrough teaching and learning: How educational and assistive technologies are driving innovation*. New York: Springer.
- Greenhow, C., Robelia, B., & Hughes, J. E. (2009). Learning, teaching, and scholarship in a digital age: Web 2.0 and classroom research—What path should we take “now”? *Educational Researcher*, 38(4), 246–259.
- Grismore, B. A. (2012). *Mini technology manual for schools: An introduction to technology integration*. Retrieved from ERIC database. (ED533378)
- Guskey, T. R. (2000). *Evaluating professional development*. Thousand Oaks, CA: Corwin.
- Hallinger, P., & Heck, R. (1998). Exploring the principal's contribution to school effectiveness: 1980–1995. *School Effectiveness and School Improvement*, 9(2), 157–191.
- Hamdan, N., McKnight, P., McKnight, K., & Arfstrom, K. (2013). *The flipped learning model: A white paper based on the literature review titled “A review of flipped learning.”* Retrieved from http://flippedlearning.org/cms/lib07/VA01923112/Centricity/Domain/41/WhitePaper_FlippedLearning.pdf
- Hanover Research Council. (2009). *Best practices in online teaching strategies*. Washington, DC: Author. Retrieved from <http://www.uwec.edu/AcadAff/resources/edtech/upload/Best-Practices-in-Online-Teaching-Strategies-Membership.pdf>
- Horn, M. B., Gu, A., & Evans, M. (2014). *Knocking down barriers: How California superintendents are implementing blended learning*. San Mateo, CA: Clayton Christensen Institute. Retrieved from <http://www.christenseninstitute.org/wp-content/uploads/2014/08/Knocking-down-barriers.pdf>
- Hsu, P., & Sharma, P. (2008). A case study of enabling factors in the technology integration change process. *Educational Technology & Society*, 11(4), 213–228.
- Iiyoshi, T., Hannafin, M. J., & Wang, F. (2005). Cognitive tools and student-centered learning: Rethinking tools, functions and applications. *Educational Media International*, 42(4), 281–296.
- iNACOL. (2011). *National standards for quality online courses*. Vienna, VA: International Association for K–12 Online Learning. Retrieved from http://www.inacol.org/cms/wp-content/uploads/2013/02/iNACOL_CourseStandards_2011.pdf
- International Society for Technology in Education. (2008). *ISTE standards: Teachers*. Washington, DC: Author. Retrieved from http://www.iste.org/docs/pdfs/20-14_ISTE_Standards-T_PDF.pdf

- International Society for Technology in Education. (2009a). *Essential conditions: Necessary conditions to effectively leverage technology for learning*. Arlington, VA: Author. Retrieved from <http://www.iste.org/docs/pdfs/netsessentialconditions.pdf>
- International Society for Technology in Education. (2009b). *ISTE standards: Administrators (ISTE standards•A)*. Washington, DC: Author. Retrieved from http://www.iste.org/docs/pdfs/20-14_ISTE_Standards-A_PDF.pdf
- International Society for Technology in Education. (2011). *ISTE standards: Coaches*. Arlington, VA: Author. Retrieved from http://www.iste.org/docs/pdfs/20-14_ISTE_Standards-C_PDF.pdf
- Ivanova, M., & Popova, A. (2009). An exploration of formal and informal learning flows in LMS 2.0: Case study Edu 2.0. *International Joint Conference on Web Intelligence and Intelligent Agent Technologies*, 3, 227–230. Washington, DC: IEEE Computer Society.
- John Edward Porter Professional Development Center at Learning Point Associates. (2004). School survey for professional development tool: A measure of capacity. *Journal of Staff Development*, 25(1), 23–25.
- Johnson, P. E., & Chrispeels, J. H. (2010). Linking the central office and its schools for reform. *Educational Administration Quarterly*, 46(5), 738–755.
- Joint Information Systems Committee. (2004). *Effective practice with e-learning: A good practice guide in designing for learning*. Bristol, England: Author.
- LaFee, S. (2013, March). Flipped learning. *School Administrator*, 3(70), 19–25.
- Lai, K. W., Pratt, K., Anderson, M., & Stigter, J. (2006). *Literature review and synthesis: Online communities of practice*. Wellington, New Zealand: Ministry of Education. Retrieved from http://www.educationcounts.govt.nz/_data/assets/pdf_file/0019/7480/lrs-online-com.pdf
- Laine, S. (with Behrstock-Sherratt, E., & Lasagna, M.). (2011). *Improving teacher quality: A guide for education leaders*. San Francisco, CA: Jossey-Bass.
- Lankshear, C., & Knobel, M. (2011). *New literacies: Everyday practices and social learning*. New York, NY: McGraw-Hill.
- Learning Accelerator. (n.d.). *District stakeholder blended learning readiness assessments*. Retrieved from <http://learningaccelerator.org/media/91350018/BL%20District%20Assessment-FIN.pdf>
- Learning Forward. (n.d.). *Standards for professional learning*. Retrieved from <http://learningforward.org/standards-for-professional-learning>
- Leithwood, K., Louis, K. S., Anderson, S., & Wahlstrom, K. (2004). *How leadership influences student learning*. New York, NY: The Wallace Foundation.
- Lombardi, M. M. (2007). *Authentic learning for the 21st century: An overview*. Louisville, CO: EDUCAUSE. Retrieved from <http://net.educause.edu/ir/library/pdf/ELI3009.pdf>
- Lu, R., & Overbaugh, R. (2009). School environment and technology implementation in K–12 classrooms. *Computers in the Schools*, 26(2), 89–106.
- Marzano, R., Waters, T., & McNulty, B. (2005). *School leadership that works: From research to results*. Alexandria, VA: ASCD.
- McConnell, T. J., Parker, J. M., Eberhardt, J., Koehler, M. J., & Lundeberg, M. A. (2013). Virtual professional learning communities: Teachers' perceptions of virtual versus face-to-face professional development. *Journal of Science Education and Technology*, 22(3), 267–277.
- Mid-continent Research for Education and Learning. (2000). *Principles in action: Stories of award-winning professional development* [Video]. Aurora, CO: Author.
- Money matters: Budgets, finances, and resources for tech programs. (2008). *Technology and Learning*, 28(12), 2. Retrieved from <https://www.questia.com/magazine/1G1-183422475/money-matters-budgets-finances-and-resources-for>

- Moore, J. E., & Barab, S. A. (2002). The inquiry learning forum: A community of practice approach to online professional development. *Technology Trends*, 46(3), 44–49.
- National Association of Secondary School Principals. (n.d.a). *Breaking ranks: The comprehensive framework for school improvement—Executive summary*. Reston, VA: Author. Retrieved from <http://www.nassp.org/Content/158/BRFrameworkExecSummary.pdf>
- National Association of Secondary School Principals. (n.d.b). *Breaking ranks: A field guide for leading change—Executive summary*. Reston, VA: Author. Retrieved from http://www.nassp.org/Content/158/BR3Change_ExecSumm_web.pdf
- National Council of Teachers of English. (2008). *NCTE framework for 21st century curriculum and assessment*. Retrieved from <http://www.ncte.org/governance/21stcenturyframework>
- National Education Association. (2012). *Preparing 21st century students for a global society: An educator’s guide to the “four Cs.”* Washington, DC: Author. Retrieved from <http://www.nea.org/assets/docs/A-Guide-to-Four-Cs.pdf>
- National Policy Board for Educational Administration. (2011). *Educational leadership program recognition standards: District level*. Austin, TX: Author. Retrieved from <http://www.ncate.org/LinkClick.aspx?fileticket=tFmaPVlwMMo%3D&tabid=676>
- National PTA. (n.d.). *National standards for family-school partnerships*. Alexandria, VA: Author. Retrieved from http://www.pta.org/files/National_Standards.pdf
- Next Generation Learning Challenges. (n.d.). *Personalized learning*. Retrieved from <http://next-genlearning.org/topics/personalized-learning>
- North Carolina State University, The William & Ida Friday Institute for Educational Innovation. (n.d.a). *1:1 administrator survey*. Retrieved from https://eval.fi.ncsu.edu/wp-content/uploads/2013/12/1-1-Administrator-Survey_12-2013.pdf
- North Carolina State University, The William & Ida Friday Institute for Educational Innovation. (n.d.b). *1:1 implementation rubric*. Raleigh, NC: Author. Retrieved from <https://eval.fi.ncsu.edu/wp-content/uploads/2013/06/1to1implementationrubric.pdf>
- North Carolina State University, The William & Ida Friday Institute for Educational Innovation. (n.d.c). *Profile for administrators (NETS*A)*. Raleigh, NC: Author. Retrieved from https://eval.fi.ncsu.edu/wp-content/uploads/2013/12/NETS-Profile-for-Administrators_12-2013.pdf
- North Carolina State University, The William & Ida Friday Institute for Educational Innovation. (n.d.d). *School technology needs assessment*. Raleigh, NC: Author. Retrieved from <https://www.fi.ncsu.edu/wp-content/uploads/2013/05/School-Technology-Needs-Assesment-STNA.pdf>
- North Carolina State University, The William & Ida Friday Institute for Educational Innovation. (2015). *North Carolina digital learning plan*. Raleigh, NC: Author. Retrieved from <http://ncdlplan.fincsu.wpengine.com/wp-content/uploads/sites/10/2015/09/NC-Digital-Learning-Detailed-Plan-9-14-15.pdf>
- Nussbaum-Beach, S., & Hall, L. R. (2012). *The connected educator: Learning and leading in a digital age*. Bloomington, IN: Solution Tree.
- O’Dwyer, L. M., Masters, J., Dash, S., De Kramer, R. M., Humez, A., & Russell, M. (2010). *e-Learning for educators: Effects of on-line professional development on teachers and their students—Executive summary of four randomized trials*. Chestnut Hill, MA: inTASC.
- Owston, R., Wideman, H., Murphy, J., & Lupshenyuk, D. (2008). Blended teacher professional development: A synthesis of three program evaluations. *Internet and Higher Education*, 11, 201–210.
- Parsad, B., Lewis, L., & Farris, E. (2001). *Teacher preparation and professional development: 2000* (NCES No. 2001-088). Washington, DC: U.S. Department of Education, Office of Educational Research and Improvement, National Center for Education Statistics. Retrieved from <http://nces.ed.gov/pubs2001/2001088.pdf>

- Penuel, W. R. (2006). Implementation and effects of one-to-one computing initiatives: A research synthesis. *Journal of Research on Technology in Education*, 38(3), 329–348.
- Porter, A. C., Garet, M. S., Desimone, L., Yoon, K. S., & Birman, B. F. (2000). *Does professional development change teaching practice? Results from a three-year study*. Washington, DC: U.S. Department of Education. Retrieved from <http://files.eric.ed.gov/fulltext/ED455227.pdf>
- Preece, J., & Shneiderman, B. (2009). The reader-to-leader framework: Motivating technology-mediated social participation. *AIS Transactions on Human-Computer Interaction*, 1(1), 13–32.
- Project RED. (n.d.). *Project RED: Findings*. Retrieved from <http://www.one-to-oneinstitute.org/findings>
- Project RED. (2012). *Project RED readiness tool*. Retrieved from https://docs.google.com/spreadsheets/d/1A0Ez6KTPmGf5vryM0bEnsshOa5RHz_fbC1GtDd41IPg/edit?usp=sharing
- Public Impact. (2013a). *A better blend: A vision for boosting student outcomes with digital learning*. Chapel Hill, NC: Author. Retrieved from http://opportunityculture.org/wp-content/uploads/2013/04/A_Better_Blend_A_Vision_for_Boosting_Student_Outcomes_with_Digital_Learning-Public_Impact.pdf
- Public Impact. (2013b). *Redesigning schools: Financial planning for secondary-level time-technology swap and multi-classroom leadership*. Chapel Hill, NC: Retrieved from http://opportunityculture.org/wp-content/uploads/2013/10/Financial_Planning_Secondary_Level_Time-Tech_Swap_MCL-Public_Impact.pdf
- Rasmussen, C., Hopkins, S., & Fitzpatrick, M. (2004). Our work done well is like the perfect pitch. *Journal of Staff Development*, 25(1), 16–25.
- Reeves, T. D., & Pedulla, J. J. (2011). Predictors of teacher satisfaction with online professional development: Evidence from the USA's e-Learning for Educators Initiative. *Professional Development in Education*, 37(4), 591–611.
- Rogers Family Foundation. (2014). *Blended learning in Oakland: Initiative update, part 3*. Oakland, CA: Author. Retrieved from http://rogersfoundation.org/system/resources/0000/0052/Oakland_Blended_Learning_Case_Study_Part_3.pdf
- Senge, P. (2000). *Schools that learn: A fifth discipline fieldbook for educators, parents, and everyone who cares about education*. New York, NY: Doubleday.
- Shapley, K. S., Sheehan, D., Maloney, C., & Caranikas-Walker, F. (2010). Evaluating the implementation fidelity of technology immersion and its relationship with student achievement. *Journal of Technology, Learning, and Assessment*, 9(4), 5–68.
- Stansbury, M. (2008). Schools need help with tech support. *eSchool News*. Retrieved from <http://www.eschoolnews.com/2008/01/09/schools-need-help-with-tech-support/>
- Staples, A., Pugach, M. C., & Himes, D. (2005). Rethinking the technology integration challenge: Cases from three urban elementary schools. *Journal of Research on Technology in Education*, 37(3), 285–311.
- Steiner, L. (2004). *Designing effective professional development experiences: What do we know?* Naperville, IL: Learning Point Associates.
- Stronge, J. H., Richard, H. B., & Catano, N. (2008). *Qualities of effective principals*. Alexandria, VA: ASCD.
- Thigpen, K. (2014). *Creating anytime, anywhere learning for all students: Key elements of a comprehensive digital infrastructure*. Washington, DC: Alliance for Excellent Education. Retrieved from <http://all4ed.org/reports-factsheets/creating-anytime-anywhere-learning-for-all-students-key-elements-of-a-comprehensive-digital-infrastructure/>

- Thomas, L., & Knezek, D. (2008). Information, communication, and educational technology standards for students, teachers, and school leaders. In J. Voogt & G. Knezek (Eds.), *International handbook of information technology in primary and secondary education* (Vol. 20, pp. 333–348). New York, NY: Springer.
- Vescio, V., Ross, D., & Adams, A. (2008). A review of research on the impact of professional learning communities on teacher practice and student learning. *Teaching and Teacher Education*, 24(1), 80–91.
- Wang, S.-K., Hsu, H.-Y., Campbell, T., Coster, D. C., & Longhurst, M. (2014). An investigation of middle school science teachers and students use of technology inside and outside of classrooms: Considering whether digital natives are more technology savvy than their teachers. *Education Technology Research and Development*, 62(6), 637–662.
- Waters, J. T., & Marzano, R. J. (2006). *School district leadership that works: The effect of superintendent leadership on student achievement* (Working Paper). Denver, CO: Mid-continent Research for Education and Learning. Retrieved from http://www.ctc.ca.gov/educator-prep/ASC/4005RR_Superintendent_Leadership.pdf
- Waters, J. T., Marzano, R. J., & McNulty, B. (2003). *Balanced leadership: What 30 years of research tells us about the effect of leadership on student achievement* (Working Paper). Denver, CO: Mid-continent Research for Education and Learning. Retrieved from http://www.ctc.ca.gov/educator-prep/ASC/5031RR_BalancedLeadership.pdf
- Waugh, R., & Godfrey, J. (1993). Teacher receptivity to system-wide change in the implementation stage. *British Educational Research Journal*, 19(5), 565–578.
- Wenger, E., Trayner, B., & de Laat, M. (2011). *Promoting and assessing value creation in communities and networks: A conceptual framework*. Heerlen, The Netherlands: Open University, Ruud de Moor Centrum.
- Wolf, M. A. (2010). *Innovate to educate: System [re]design for personalized learning—A report from the 2010 symposium*. Washington, DC: Software & Information Industry Association. Retrieved from <http://www.ccsso.org/Documents/2010%20Symposium%20on%20Personalized%20Learning.pdf>
- Yoon, K. S., Duncan, T., Lee, S. W.-Y., Scarloss, B., & Shapley, K. L. (2007). *Reviewing the evidence on how teacher professional development affects student achievement* (Issues & Answers Report, REL 2007–No. 033). Washington, DC: U.S. Department of Education, Institute of Education Sciences, National Center for Education Evaluation and Regional Assistance. Retrieved from http://ies.ed.gov/ncee/edlabs/regions/southwest/pdf/REL_2007033.pdf

Appendix B

Acknowledgments

Project Team

This plan was developed under the guidance of **Richard Culatta, Joseph South, Katrina Stevens, Zac Chase,** and **Joan Lee** of the U.S. Department of Education, OET. Within the OET, technical assistance was provided by **Ernest Ezeugo, Daniel Kao, Ryan Lee, Laura McAllister,** and **Seth Wilbur.** Additional support was provided by **Heidi Silver-Pacuilla** of the U.S. Department of Education Office of Career, Technical, and Adult Education.

Tracy Gray of AIR led a team of experts in the development of the 2016 NETP. Valuable support was provided by **Alise Brann, Marshal Conley, Arayle Freels, Jillian Reynolds,** and **Kristin Ruedel.** Additional contributions were made by **Bani Dheer, Larry Friedman, Jessica Heppen, Michael McGarrah, Caroline Martin, Snehal Pathak,** and **Cheryl Pruce.** **Karen Cator** and **Doug Levin** served as independent consultants.

Susan Thomas served as the principal writer for the NETP.

Graphics were developed by **O2 Lab** in Washington, D.C.

Technical Working Group

In addition, we extend our thanks to a Technical Working Group (TWG) of leading educators, technology innovators, and researchers who reviewed drafts of the guide and provided invaluable feedback, writing, and examples from their experiences.

James Basham Associate Professor, University of Kansas

Cathy Casserly Vice President, Learning Networks, EdCast Inc.

Vint Cerf Vice President & Chief Internet Evangelist, Google

Dallas Dance Superintendent, Baltimore County Public Schools

Melissa Gresalfi Assistant Professor, Learning Sciences, Vanderbilt University

Harrison Keller Vice Provost for Higher Education Policy & Research & Executive Director of the Center for Teaching and Learning, University of Texas at Austin

Michael Levine Founding Director, Joan Ganz Cooney Center, Sesame Workshop

Jeremy Macdonald Director, Technology and Innovation, Redmond School District, Oregon

Jennie Magiera Chief Technology Officer, Des Plaines Public School District 62, Illinois

Beth Simone Noveck Professor and Director, The Govlab, New York University

Kylie Pepler Associate Professor, Learning Sciences, Indiana University at Bloomington

Candace Thille Senior Research Fellow, Office of the Vice Provost for Online Learning & Assistant Professor, Stanford University

Yong Zhao Presidential Chair & Director, Institute for Global & Online Education, University of Oregon

We extend our appreciation to the many individuals who participated in the numerous discussions, focus groups, presentations, webinars, public forums, and Web-based comment events that were held throughout the plan development process. A broad cross section of stakeholders contributed their input through the following activities. Our appreciation also goes to those who organized outreach efforts that helped gather valuable insights from across the field.

Interviews

Public Policymakers

Claudine Brown Assistant Secretary for Education & Access, Smithsonian Institution

Nadya Chinoy Dabby Assistant Deputy Secretary, U.S. Department of Education, Office of Innovation and Improvement

Seth Galanter Deputy Assistant Secretary, U.S. Department of Education, Office for Civil Rights

Dipayan Ghosh National Economic Council, White House Office of Science and Technology Policy

Roosevelt Johnson Deputy Associate Administrator, NASA, Office of Education

Patrick Martin Instructional Systems Specialist for Educational Technology, U.S. Department of Defense, Education Activity

Ruth Neild Director, U.S. Department of Education, Institute of Education Sciences

Jim Shelton Deputy Secretary, U.S. Department of Education

Adrian Talley Principal Deputy Director & Associate Director for Education, U.S. Department of Defense, Education Activity

Bob Wise Director, Alliance for Education

Michael Yudin Acting Assistant Secretary, U.S. Department of Education, Office of Special Education & Rehabilitative Services

Leaders of National Organizations

Karen Cator President & Chief Executive Officer, Digital Promise

Gail Connelly Executive Director, National Association of Elementary School Principals

Betsy Corcoran Chief Executive Officer & Co-founder, EdSurge

Dan Domenech Executive Director, American Association of School Administrators
Elyse Eidman-Aadahl Executive Director, National Writing Project
Scott Ellis Chief Executive Officer, Learning Accelerator
Ann Flynn Director of Education Technology, National School Boards Association
Stephanie Hirsch Executive Director, Learning Forward
Margaret Honey Project Director, New York Hall of Science
Michael Horn Co-founder & Executive Director for Education, Clayton Christensen Institute
Keith Krueger Chief Executive Officer, Consortium for School Networking
Doug Levin Executive Director, State Educational Technology Directors Association
Brian Lewis Chief Executive Officer, International Society for Technology in Education
Evan Marwell Chief Executive Officer and Founder, EducationSuperHighway
Barbara Means Director, Technology in Learning, SRI International
Chris Minnich Executive Director, Council of Chief State School Officers
Diana Oblinger Chief Executive Officer, EDUCAUSE
Shelley Pasnik Director and Vice President, Center for Children and Technology
Susan Patrick President and Chief Executive Officer, iNACOL
Shawn Rubin Director, Technology Integration, Highlander Institute

Outreach Events

SETDA October 29, 2014
iNACOL Conference November 4, 2014
Higher Education Experts November 9, 2014
ConnectED to the Future Superintendent Summit November 18, 2014
Open Education Experts November 20, 2014
ISTE Conference December 5, 2014
Silicon Valley—Innovators February 24, 2015
Silicon Valley—Developers and Investors February 24, 2015
PDX—Portland State University Conference February 25, 2015

Target Virtual Outreach

- Classroom Teachers** February 9, 2015
- Assessment Experts** February 11, 2015
- Adult Education Experts** February 18, 2015
- Librarians** February 18, 2015
- Teacher Preparation Experts** February 18, 2015
- District Administrators** February 19, 2015
- Informal Learning Experts** February 20, 2015
- Researchers** February 20, 2015

External Reviewers

- Frederick Brown** Deputy Executive Director, Learning Forward
- Stevie Chepko** Council for the Accreditation of Educator Preparation
- Elyse Eidman-Aadahl** Executive Director, National Writing Project
- Keith Krueger** Chief Executive Officer, Consortium for School Networking
- Evan Marwell** Chief Executive Officer, EducationSuperHighway
- Diana Oblinger** President Emeritus, EDUCAUSE
- Desiree Pointer-Mace** Associate Professor and Associate Dean for Graduate Programs in the School of Education, Alverno College

Appendix C

The Development of the 2016 NETP

The 2016 NETP builds on the foundation of the 2010 Plan, *Transforming American Education: Learning Powered by Technology*. The 2016 NETP explores the exciting advances, opportunities, and research that illustrate how teaching and learning can be enhanced with the innovative use of technology and openly licensed content and resources. The 2016 NETP offers a vision of how technology can transform formal and informal learning, the critical elements such as qualified teachers and staff, high-quality curriculum and resources, strong leadership, robust infrastructure, and aligned assessments.


The development of the 2016 NETP began with a series of meetings with the TWG, which consisted of 13 leading educators, technology innovators, and researchers. The first meeting was a one-day gathering to develop the vision and overarching themes. On the basis of expertise and interest, each of the TWG members was assigned to a sub-group to focus on one of the five key topic areas: Learning, Teaching, Leadership, Assessment, and Infrastructure. TWG members provided feedback that informed the development of the 2016 NETP outline and working drafts, including the identification of relevant research and exemplary programs. The TWG reviewed two drafts and offered their comments and recommendations, which were incorporated into the final document. In addition, a group of national content experts and members of key stakeholder groups reviewed and provided feedback on an early draft, which was also incorporated into the document.

The 2016 NETP also was informed by a series of interviews conducted by the AIR team with 31 leaders from the U.S. Department of Education; the White House Office of Science and Technology Policy; and other government agencies, technology innovators, and nonprofit organizations. These interviews provided valuable insight into the priorities and practices being implemented to further the goals of ensuring equity and accessibility to high-quality instruction enabled by technology for all students.

In addition, the AIR team convened a series of nine face-to-face and eight virtual focus groups to gather further insights and recommendations for the 2016 NETP. The participants represented a broad cross section of key stakeholders, including practitioners, state and local administrators, technology innovators, experts, and developers. The focus groups also provided the opportunity for participants to identify exemplars of the innovative use of technology in formal and informal educational settings.

Throughout the development process for the 2016 NETP, attention was focused on the compilation and review of proposed examples to illustrate the innovative use of technology across the five areas of Learning, Teaching, Leadership, Assessment, and Infrastructure. Suggestions were collected from the TWG members, interviewees, focus group participants, and AIR and OET staff. In addition, the AIR team conducted a review of the literature, a survey of national education technology initiatives (for example, Future Ready, CoSN, ISTE, and Digital Promise), and Internet searches to identify these exemplary programs and initiatives. More than 235 examples

were identified during the course of the project. In an effort to identify those examples that best aligned with the 2016 NETP, the AIR and OET teams used the following screening criteria to make the final selection: quality of the user experience, evidence of success, and clear use of technology (where appropriate). A total of 53 examples are included in the 2016 NETP to deepen an understanding of the innovative use of technology to enhance teaching and learning in formal and informal settings.



OFFICE OF
Educational Technology

The mission of the Department of Education is to promote student achievement and preparation for global competitiveness by fostering educational excellence and ensuring equal access.

<http://tech.ed.gov>

