

Teach It, Don't Preach It: The Differential Effects of Directly-Communicated and Self-Generated Utility–Value Information

Elizabeth A. Canning and Judith M. Harackiewicz
University of Wisconsin-Madison

Social–psychological interventions in education have used a variety of “self-persuasion” or “saying-is-believing” techniques to encourage students to articulate key intervention messages. These techniques are used in combination with more overt strategies, such as the direct communication of messages in order to promote attitude change. However, these different strategies have rarely been systematically compared, particularly in controlled laboratory settings. We focus on 1 intervention based in expectancy-value theory designed to promote perceptions of utility value in the classroom and test different intervention techniques to promote interest and performance. Across 3 laboratory studies, we used a mental math learning paradigm in which we varied whether students wrote about utility value for themselves or received different forms of directly communicated information about the utility value of a novel mental math technique. In Study 1, we examined the difference between directly communicated and self-generated utility–value information and found that directly communicated utility–value information undermined performance and interest for individuals who lacked confidence, but that self-generated utility had positive effects. However, Study 2 suggests that these negative effects of directly communicated utility value can be ameliorated when participants are also given the chance to generate their own examples of utility value, revealing a synergistic effect of directly communicated and self-generated utility value. In Study 3, we found that individuals who lacked confidence benefited more when everyday examples of utility value were communicated, rather than career and school examples.

Keywords: interest, perceived competence, task value, utility value

Supplemental materials: <http://dx.doi.org/10.1037/mot0000015.supp>

People are usually more convinced by reasons they discovered themselves than by those found out by others.

—Blaise Pascal (trans. 1931)

Motivational interventions have used a combination of directly communicated information and self-persuasion techniques that encourage students to adopt key messages to target students' thoughts, feelings, and beliefs about school (Walton, 2014; Yeager & Walton, 2011).

For instance, many social–psychological interventions sometimes pair normative information, in the form of research articles, peer surveys, or advice from older students, with short writing exercises, allowing students to actively participate in the success of the intervention (e.g., social-belonging, Walton & Cohen, 2007, 2011; growth-mindset, Aronson, Fried, & Good, 2002; sense-of-purpose, Yeager et al., 2014;

Elizabeth A. Canning and Judith M. Harackiewicz, Department of Psychology, University of Wisconsin–Madison.

The opinions expressed are those of the authors and do not represent views of the National Science Foundation, the U.S. Department of Education, or the National Institutes of Health. This research is based on work supported by the National Science Foundation Graduate Research Fellowship Program under Grant DGE-1256259. This research was also supported by National Institutes of Health

Grant R01GM102703 and the Institute of Education Sciences, U.S. Department of Education, through Award R305B090009 to the University of Wisconsin–Madison. We thank Chris Hulleman, Amanda Durik, Yoi Tibbetts, and Stacy Priniski for their helpful feedback, and all the research assistants who helped to implement these studies.

Correspondence concerning this article should be addressed to Elizabeth A. Canning, Department of Psychology, University of Wisconsin–Madison, 1202 West Johnson Street, Madison, WI 53706. E-mail: ecanning@wisc.edu

utility value, Harackiewicz, Rozek, Hulleman, & Hyde, 2012; difference-education, Stephens, Hamedani, & Destin, 2014). Rather than delivering a message to a student who passively receives it, these intervention techniques, sometimes called “saying-is-believing” or “self-persuasion” exercises, encourage students to participate, and generate part of the intervention themselves. These techniques give students an opportunity to personalize the intervention message, potentially increasing the intervention’s effectiveness and mitigating any stigmatizing effects of receiving an intervention (Alvarez & van Leeuwen, 2015).

These exercises are based on several classic lines of research, such as the power of cognitive dissonance to promote attitude change (Cooper & Fazio, 1984; Festinger, 1957), the generation effect in which students learn more when they write out the information rather than read it (Bertsch, Pesta, Wiscott, & McDaniel, 2007; Slamecka & Graf, 1978), and self-imagining or role-playing techniques (Gregory, Cialdini, & Carpenter, 1982; Janis & King, 1954). Even though these methods are widely used in motivational interventions and draw on several classic lines of research, they have rarely been systematically tested in controlled settings. It is unclear whether the success of these interventions is attributable to the intervention message that is being communicated, the portion of the intervention that the students generate themselves, or a synergistic effect of the combination. To explore the independent and combined effects of these techniques, we focus on one social-psychological intervention hypothesized to promote interest and performance in the classroom by changing students’ perception of the usefulness or utility value of the material.

Expectancy–Value Theory and Utility–Value Interventions

Utility–value (UV) interventions are based primarily in Eccles’ expectancy–value model (Eccles & Wigfield, 2002), which posits that perceived expectancies for success and subjective task values together determine motivation and performance on achievement tasks. Accordingly, one way to inspire interest and motivation is to increase students’ perceived expectancy of success or perceived competence, defined as an individual’s belief about how well they will

perform on an upcoming task. Thus, a large research literature has examined the role of self-efficacy and performance expectations in promoting interest and performance (Harter, 2006; Pajares, 1996). Other predictors of individuals’ motivation and achievement are subjective task values of which Eccles (Eccles, 2009; Eccles et al., 1983) identified four types: intrinsic (the inherent enjoyment of a task), utility (the importance or usefulness for other tasks and goals), attainment (doing well at the task is important to one’s self-concept or identity), and cost (the negative aspects of engaging in the task, such as lost opportunities).

Of the four subjective task values, perceived utility value has been shown to be particularly effective in fostering a variety of adaptive processes and outcomes including interest (Hidi & Renninger, 2006; Wigfield & Cambria, 2010), value (Hulleman, Godes, Hendricks, & Harackiewicz, 2010; Husman, Derryberry, Crowson, & Lomax, 2004), engagement (Husman & Lens, 1999; Raved & Assaraf, 2011), and achievement outcomes (Bong, 2001; Durik, Vida, & Eccles, 2006; Hulleman & Harackiewicz, 2009). Although most of the research on utility value has been largely correlational (Hulleman, Durik, Schweigert, & Harackiewicz, 2008; Wigfield & Cambria, 2010), recent field studies have shown that interventions designed to enhance perceptions of utility value can increase interest, course performance, and sometimes course-taking (Harackiewicz et al., 2012; Harackiewicz, Tibbetts, Canning, & Hyde, 2014; Hulleman & Harackiewicz, 2009; Hulleman et al., 2010).

Like many social-psychological interventions, UV interventions have employed different strategies for communicating UV information. For instance, researchers have begun to test UV interventions using self-persuasion methods in classrooms by having students write about utility value. In a field experiment, Hulleman and Harackiewicz (2009) implemented a UV intervention for high school students by having students write about the personal relevance of their science schoolwork. They found that students with less confidence in their science class reported higher interest and improved their grades in the UV condition, relative to a control condition, whereas confident students made no significant gains with the intervention. In addition, Hulleman et al. (2010) imple-

mented the same intervention in a college psychology class (Study 2). They found that students who had performed poorly on an early exam and who wrote about utility value reported more interest in the course topic at the end of the semester when compared with those in the control group. Thus, UV interventions that use self-persuasion methods have shown to be effective for students who doubt their ability to succeed.

In another field experiment, [Harackiewicz et al. \(2012\)](#) tested an intervention that used a combination of techniques designed to influence high-school students' perceptions of utility value and STEM (science, technology, engineering, and math) course-taking by intervening with parents. This intervention consisted of two brochures mailed to parents and a website that provided information about STEM fields and careers, and emphasized the utility value of taking math and science courses. The brochures also provided advice for parents about how to talk with their children about the utility value of mathematics and science. For instance, the brochure suggested that instead of telling teens how important math and science are to their lives and their futures, parents should encourage teens to discover the connections that are most personally meaningful to them. Thus, this intervention was designed to use both directly communicated UV information (from the parents) as well as self-generated UV information (from the teens). The effectiveness of this intervention was therefore predicated on parents being able to effectively communicate to their children the UV information they received via the brochures and website. Students whose parents received the intervention enrolled in significantly more math and science courses in the 11th and 12th grades than teens whose parents were in the control group, suggesting that parents were effective at communicating the utility value of taking these courses.

Although UV interventions implemented in field studies have been shown to promote a number of positive academic outcomes, questions remain about how best to enhance students' perceptions of utility value and which intervention strategies are most effective. Should educators and parents tell their students that schoolwork is important and useful or do they need to help students discover this on their own? What is the best way to communicate

value to encourage students to care about what they are learning? Field experiments often have too many constraints prohibiting researchers from testing different intervention strategies in the same experimental design; therefore, testing UV interventions in a controlled laboratory setting is critically important for understanding these strategies and informing the design of future interventions implemented in the field.

Testing Utility–Value Interventions in the Laboratory

Laboratory studies have begun to test different strategies for communicating utility value and have found that the effectiveness of the intervention for certain students depends on the intervention strategy implemented. In one experiment, [Durik and Harackiewicz \(2007\)](#) tested a direct persuasion strategy by teaching participants a mental math technique and presenting information about how the technique could be useful in everyday life (e.g., “You might use mental math to figure out tips at restaurants or to manage your bank transactions”). Using [Hidi and Renninger's \(2006\)](#) model of interest development, Durik and Harackiewicz reasoned that participants with initially high levels of math interest would find the technique inherently interesting and therefore would be ready to learn about the relevance or utility of the math technique for a variety of activities and situations. They found that participants with high initial interest reported more task interest after listening to a message with such examples. However, they also found some evidence that the UV manipulation undermined task interest for individuals with low initial interest. [Durik, Shechter, Noh, Rozek, and Harackiewicz \(2015\)](#) replicated these effects and found that perceived confidence in math was a more powerful moderator than initial interest. They found that participants with low confidence actually showed less interest in the math technique after being told about its utility value, whereas participants with high confidence showed more interest in UV conditions. Thus direct persuasion methods worked for confident students—information about utility value enhanced their perceptions of value and subsequent interest in the task—but did not work for others. In fact, there was some evidence that directly communicated information about utility value had negative effects

(e.g., decreased task interest) for less confident students.

In contrast, [Hulleman et al. \(2010\)](#) used the same mental math paradigm as [Durik and Harackiewicz \(2007\)](#), but instead of using direct persuasion methods, asked some participants to write about how the technique could be useful to them in their own lives, thus using a self-persuasion method (Study 1). [Hulleman et al. \(2010\)](#) hypothesized that participants who generated their own ideas about how the technique could be useful would become more interested in the task, especially if they had low confidence. They theorized that by writing about utility, these individuals would discover their own reasons for exerting effort and thus would engage in learning, and found that less confident students were particularly likely to report more interest and inclination to use the technique in the future in the UV condition.

We hypothesize that the different results obtained by [Hulleman et al. \(2010\)](#), in which a UV intervention using self-persuasion methods promoted interest for less confident participants, and [Durik, Shechter, et al. \(2015\)](#), in which a UV intervention using direct persuasion methods promoted interest for confident participants, but had a negative effect for those low in confidence, are attributable to the source of the UV information. In [Hulleman's](#) studies, participants generated their own ideas about the relevance of a topic to their own lives, whereas participants in [Durik's](#) studies received UV information from an external source. It may be that self-generated UV is especially important for less confident individuals, because they become more engaged when they participate in generating personalized relevance examples, whereas confident individuals already find the task engaging. Individuals who lack confidence in their ability may need to discover relevance information on their own before they can develop deeper interest in the material. Asking participants to write about utility value may be one way to "catch" the attention of the less confident students ([Mitchell, 1993](#)), because the students are given the chance to generate personal applications.

In contrast, directly communicated UV may be effective for confident individuals, because it reinforces the importance of competence ([Durik, Hulleman, & Harackiewicz, 2015](#)). That is, if the task is presented as meaningful and

useful, then succeeding at the task may become particularly important. For individuals who have confidence in their ability to succeed, directly communicated UV can act as a catalyst for continued interest through competence valuation, a process hypothesized to promote interest and motivation when individuals care about doing well ([Harackiewicz & Sansone, 1991](#)). For instance, [Durik, Shechter, et al. \(2015\)](#) found that directly communicated information about utility value increased competence valuation for confident participants compared to a control condition.

On the other hand, reinforcing the importance of competence can be detrimental if an individual doubts his or her ability to succeed. Messages from others about the importance of a task can create feelings of pressure for individuals who are unsure if they can succeed at the task by increasing the incentives for doing well ([Deci & Ryan, 1985](#); [Ryan & Connell, 1989](#)). When incentives for performing well are high, individuals can "choke under pressure" and perform more poorly than when the importance of performing well is not as salient ([Beilock & Carr, 2001](#); [Beilock, Kulp, Holt, & Carr, 2004](#)). In other words, directly communicated UV may be particularly harmful for participants who lack confidence because it adds pressure, causing them to disengage from the task.

The literature suggests that self-generated and directly communicated UV may work differently: self-generated UV seems optimal for individuals with low confidence because the personal application of utility value promotes task engagement and can spark interest development. Thinking about personal applications makes the material more appealing and engaging, leading these individuals to become more interested. In contrast, directly communicated UV seems optimal for confident individuals because the introduction of novel examples of utility increases the importance of doing well, and fosters the deepening of interest. However, prior research has only examined directly communicated UV information against a 'no information' control ([Durik & Harackiewicz, 2007](#); [Durik, Shechter, et al., 2015](#); [Shechter, Durik, Miyamoto, & Harackiewicz, 2011](#)) or self-generated UV against a control writing exercise ([Hulleman et al., 2010](#); [Hulleman & Harackiewicz, 2009](#)). In other words, no study has compared these two different UV communication

strategies directly. Given that these studies have found differential results for individuals with high and low confidence, it is critical to test these two forms of UV interventions in the same experimental design and compare their effects directly.

The purpose of the current research is to systematically compare these two different UV communication strategies, understand their differences, and identify how utility value is best communicated for individuals with different levels of confidence. To examine these issues, we conducted three experiments using a mental math paradigm in which we varied whether students wrote about utility value for themselves or received different forms of directly communicated information about utility value. In Studies 1 and 2 we compared self-generated UV with directly communicated UV information, and in Study 3 we examined different types of directly communicated UV information to identify the most effective methods for communicating utility value to confident individuals and to those who lack confidence in their math ability.

Study 1

In this study, we examined two different UV interventions by manipulating the source of UV information. We compared directly communicated UV information about a novel math technique with a self-generated UV intervention and tested whether perceived confidence in math moderated the effects on perceived utility value, task interest, and performance. We hypothesize that the directly communicated UV intervention will be beneficial for participants with high confidence and have negative effects for participants who lack confidence, replicating previous research (Durik & Harackiewicz, 2007; Durik, Shechter, et al., 2015). We also hypothesize that the self-generated UV intervention will be effective for participants with low confidence as in previous research (Hulleman et al., 2010; Hulleman & Harackiewicz, 2009).

Method

Participants. The participants in this study were 46 male and 42 female undergraduate students enrolled in the introductory psychology course at a large Midwestern university. Partic-

ipants were 92% Caucasian, 5% Hispanic, 2% Asian, and 1% African American. Participants in all studies were blocked on gender before random assignment and completed the experimental session individually and in exchange for course extra credit.

Materials and procedure. Participants were randomly assigned to either the self-generated UV condition, in which individuals were asked to generate examples of how the math technique was relevant to their own life, the directly communicated UV condition, in which individuals were given UV information within the context of a PowerPoint instructional presentation, or the control condition, in which individuals did not receive or generate UV information.

First, participants were given two minutes to solve as many multiplication problems as they could, using their usual method of multiplication. The number of problems solved correctly was used as a baseline measure of math performance. Next, participants learned a mental math technique for solving 2-digit multiplication problems without using paper and pencil (adapted from Flansburg, 1996). This technique teaches students to multiply from left-to-right, making it easier to compute mental math problems quickly. Students are typically taught to compute complex multiplication problems from right-to-left, which involves multiplying and adding separate numbers several times over the course of one problem (and these problems often require pencil and paper). This particular math technique was chosen to teach participants something novel that is not taught in typical math classes and is independent from math ability. This short learning paradigm was designed to simulate a single, lecture-based classroom experience in which an instructor uses a PowerPoint presentation to teach a lesson (see Baron & Harackiewicz, 2001, for a more detailed description of the learning paradigm). Participants were guided through a PowerPoint instructional program teaching the left-to-right multiplication technique, while listening to an audio recording, to standardize the amount of time each participant spent learning the technique.

Participants assigned to the directly communicated UV condition saw a presentation in which information about the general relevance of the technique was integrated into the learning

program. The presentation emphasized how the technique could be used for everyday tasks, such as shopping or getting gas, as well as how mental math could be useful in different careers. Both present and future examples were presented. For example, participants were told, “you might use mental math to calculate your GPA or figure out tips at restaurants” or “as an adult, you might use mental math when shopping for your family or in your future career” (see online supplement A for complete materials). Participants assigned to the control and self-generated UV conditions were given the same instructional program, but without any utility information.

After learning the multiplication technique, participants were given 3 minutes to practice the technique on a sample problem set. Following the practice period, participants reported their confidence for doing well on the upcoming testing period. All participants then completed a brief writing exercise. The writing exercise was included in all conditions to control for the experience of writing. To remain blind to experimental condition, the experimenter handed the participant a folded sheet of paper containing the writing exercise instructions. Participants had 8 minutes to type their essay on a laptop that was placed in front of them. Participants in the self-generated UV condition were asked to complete the following task:

Type a short essay (1 to 3 paragraphs in length) briefly describing the potential relevance of this technique to your own life. Of course, you’ll probably need more practice with the technique to really appreciate its personal relevance, but for purposes of this short essay,

please focus on how this technique could be useful to you in your own life, and give examples.

Participants in the directly communicated UV and control conditions were asked to describe two pictures hanging on the wall in front of them. The pictures were of math-related scenes (i.e., a picture of a man examining charts and figures and a picture of several different colored and shaped dice).

All participants then solved two sets of 30 multiplication problems using the new technique. Finally, participants reported their perceptions of utility value and task interest.

Measures. Each questionnaire contained items used in previous studies of utility value (Durik & Harackiewicz, 2007; Hulleman et al., 2010; Shechter et al., 2011). Questionnaire items were on a 1 (*strongly disagree*) to 7 (*strongly agree*) Likert scale, unless otherwise noted. See Table 1 for descriptive statistics, zero-order correlations, and reliabilities for all measures.

Baseline performance. Performance was measured by the total number of problems participants solved correctly using their usual method of solving multiplication problems; this score ranged from 0 to 9. This measure was used as a covariate in all analyses.

Perceived confidence. Perceived confidence was measured with a three-item scale (“I felt that I was using the technique correctly,” “I felt confident using the technique,” “I felt that I was doing poorly on these problems” reversed; $\alpha = .79$). This measure was taken after participants learned the multiplication technique and

Table 1
Zero-Order Correlations and Descriptive Statistics for Major Variables in Study 1

Variable	1	2	3	4	5	6
1. Baseline performance	—					
2. Gender	-.07	—				
3. Initial perceived confidence	-.17	.18	—			
4. Perceived utility value	-.15	.08	.28**	—		
5. Task performance	.21*	.26*	.30**	.14	—	
6. Interest	-.19	.16	.37**	.74**	.26*	—
<i>M</i>	5.44	.52	5.08	5.41	27.33	5.64
<i>SD</i>	2.41	.50	1.17	1.06	8.44	1.07
Cronbach’s α			.79	.88		.90

Note. Values ranged from 1 (low) to 7 (high) except for gender (0 for females, 1 for males), baseline performance (from 0 to 9 problems), and task performance (from 2 to 48 problems).
* $p < .05$. ** $p < .01$.

had the opportunity to practice using the technique on sample problems. This measure was used as the moderator for analyses in Study 1 and Study 2.¹

Perceived utility value. At the end of the experimental session, perceptions of utility value were measured using a five-item scale (“This technique could be useful to me in my future career,” “This technique could be useful to me in my future classes,” “This technique could be useful to me in daily life,” “The left to right technique is valuable,” “This technique isn’t very useful to me” reversed; $\alpha = .88$). This measure was intended to capture participants’ attitudes about utility value at the end of the session and thus could not be tested as a mediator of intervention effects. Rather, it is one of the primary dependent measures across studies, allowing us to determine which interventions are most effective in promoting perceived utility value.

Task interest. Task interest was measured with a four-item scale (“The left to right technique is interesting,” “Using this multiplication technique is fun,” “I enjoyed using the left to right technique,” “Learning the left to right technique was a waste of time” reversed; $\alpha = .90$).

Task performance. Performance was measured by the total number of problems participants solved correctly on the two problem sets; this score ranged from 0 to 60. Participants were given 3 minutes on each problem set, for a total of 6 minutes.

Results

Regression model. Multiple regression was used to investigate the effects of the two UV interventions on perceived utility value, performance, and task interest. Perceived confidence, measured continuously, was included as a moderator and standardized to compute two-way interactions. We tested two orthogonal contrasts to compare the two interventions directly, and to test both interventions against the control condition. The UV Type contrast compared the two interventions directly (Self-generated UV, +1, Directly communicated UV, -1, Control, 0), and the UV versus No UV contrast compared the two UV interventions to the control condition (Self-generated UV, +1, Directly communicated UV, +1, Control, -2).

Our final model contained seven terms: two orthogonal contrasts, perceived confidence in math, two interactions between the contrasts and perceived confidence, and two covariates: baseline performance and gender (included as covariates in all studies). We report significant effects on each of the three primary dependent variables: perceived utility value, task performance, and interest (see Table 2 for results from the full regression model used in each study for each dependent variable). To interpret significant interactions in all studies, predicted values were generated for individuals one standard deviation below and above the mean on perceived confidence.

In this study, we were particularly interested in the UV type contrast and its interaction with confidence, to compare the two intervention types directly against each other and to determine their effects for individuals with different levels of perceived confidence. Later we report ancillary simple slope analyses (each intervention tested separately against the control group) to test for replication with previous research (e.g., Durik & Harackiewicz, 2007; Hulleman et al., 2010).

Effects on dependent variables.

Perceived utility value. There was a significant two-way interaction between the UV versus No UV contrast and confidence on perceived utility value, $p = .03$, $\beta = 0.23$. This indicates that both self-generated UV and directly communicated UV increased perceptions of utility value for participants with high confidence ($\hat{Y} = 6.12$) compared with the control condition ($\hat{Y} = 5.63$), but that neither intervention influenced perceived utility value for less confident participants ($\hat{Y} = 5.22$) compared with the control condition ($\hat{Y} = 5.37$). Notably, there was not a significant interaction between the UV Type contrast and perceived confidence, indicating that directly communicated UV and

¹ The timing of this measure aligns with previous research on self-generated UV, and captures students’ self-perceptions of competence after learning the technique (Hulleman et al., 2010). Because this measure occurs after the directly communicated UV information manipulation, we compared whether those who received the directly communicated UV intervention and those who did not differed in their reports of perceived confidence. We found that perceived confidence was unaffected by the manipulation in Study 1, $t(85) = 1.28$, $p = .21$, $\beta = 0.14$, and in Study 2, $t(103) = .09$, $p = .93$, $\beta = 0.00$.

Table 2
Regression Models for Perceived Utility Value, Task Performance, and Interest Across Studies

Predictor	Study 1								
	Perceived utility value			Task performance			Interest		
	β	$t(80)$	p	β	$t(80)$	p	β	$t(80)$	p
UV type contrast	-.12	1.17	.246	.20	2.09	.040	-.02	0.22	.826
UV vs. No UV contrast	.12	1.16	.248	.14	1.45	.151	-.00	0.03	.974
Initial perceived confidence (PC)	.28	2.51	.014	.38	3.13	.002	.31	2.87	.005
UV type \times PC	-.11	1.03	.304	-.21	2.15	.035	-.20	1.87	.065
UV \times PC	.23	2.22	.029	.01	0.05	.963	.04	0.41	.685
Gender	.05	0.45	.654	.23	2.43	.018	.10	0.99	.326
Baseline performance	-.10	0.93	.353	.21	2.19	.032	-.17	1.65	.103
Predictor	Study 2								
	β	$t(120)$	p	β	$t(120)$	p	β	$t(120)$	p
	Directly communicated (DC) UV	.00	0.05	.960	.05	0.63	.532	-.12	1.39
Self-generated (SG) UV	.19	2.19	.031	.12	1.41	.162	.20	2.36	.020
DC \times SG	.06	0.71	.477	.06	0.67	.503	.13	1.50	.136
Initial perceived confidence (PC)	.40	4.13	.000	.43	4.67	.000	.43	4.48	.000
DC \times PC	-.00	0.01	.991	-.06	0.68	.496	-.01	0.14	.891
SG \times PC	-.10	1.04	.300	-.04	0.40	.692	-.07	0.72	.476
DC \times SG \times PC	-.21	2.25	.027	-.21	2.40	.018	-.23	2.48	.015
Gender	.04	0.43	.672	.14	1.64	.104	.03	0.37	.710
Baseline performance	-.09	0.99	.323	.31	3.74	.000	-.01	0.15	.880
Predictor	Study 3								
	β	$t(120)$	p	β	$t(120)$	p	β	$t(120)$	p
	UV type contrast	.20	1.76	.081	.02	0.22	.828	.07	1.14
UV vs. No UV contrast	.26	3.66	.000	-.10	1.28	.203	.14	2.22	.028
Initial perceived confidence (PC)	.23	2.96	.004	.14	1.53	.128	.13	1.93	.056
UV type \times PC	-.14	1.94	.055	-.02	0.24	.807	-.16	2.61	.010
UV \times PC	-.03	0.40	.693	.05	0.66	.513	-.01	0.18	.855
Gender	.09	1.21	.229	.16	1.90	.060	.07	1.09	.277
Baseline performance	-.06	0.87	.387	.39	4.79	.000	-.05	0.80	.426
Baseline task interest	.54	7.66	.000	.02	0.23	.816	.70	11.00	.000

Note. UV = utility value. UV type contrast in Study 1 (Self-generated UV = +1, Directly communicated UV = -1, Control = 0), UV vs. No UV contrast in Study 1 (Self-generated UV = +1, Directly communicated UV = +1, Control = -2), UV type contrast in Study 3 (Everyday-leisure UV = +1, Standard UV = -1, Control = 0), UV vs. No UV contrast in Study 3 (Everyday-leisure UV = +1, Standard UV = +1, Control = -2), Gender (Male = +1, Female = -1).

self-generated UV were equally effective at increasing perceived utility value for participants with high confidence and equally ineffective for participants with low confidence. There was also a significant main effect of perceived confidence, $p = .01$, $\beta = 0.28$, indicating that participants with higher confidence reported more perceived utility value than those with lower confidence.

Task performance. We observed a significant main effect of UV Type on performance, $p = .04$, $\beta = 0.20$, indicating that self-generated UV increased performance on math problems for all participants ($M = 30.36$, $SD = 8.96$)

relative to directly communicated UV ($M = 26.48$, $SD = 9.27$). However, this main effect was qualified by a significant two-way interaction between UV Type and perceived confidence, $p = .04$, $\beta = -0.21$ (see Figure 1). This indicates that self-generated UV information particularly enhanced performance for students who lacked confidence, compared to the directly communicated UV condition, whereas confident students did well with both types of UV. There was also a significant main effect of perceived confidence, $p < .01$, $\beta = 0.38$, and baseline performance, $p = .03$, $\beta = 0.21$, indicating that participants with higher confidence

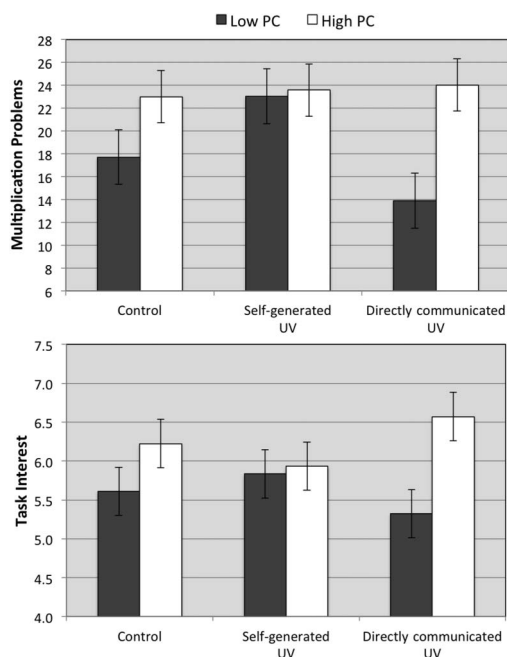


Figure 1. Number of math problems solved and task interest as a function of experimental condition and initial perceived confidence (PC) in Study 1. Values are based on 1 *SD* above and below the mean of PC. Error bars represent ± 1 standard error. UV = utility value.

and higher baseline performance scores solved more problems than those with lower confidence and lower baseline performance scores. Finally, a main effect of gender emerged indicating that males obtained higher scores on the problem sets than females, $p = .02$, $\beta = 0.23$.

Interest. There was a nearly significant interaction between UV Type and perceived confidence, $p = .07$, $\beta = -0.20$ (see Figure 1). This suggests that self-generated UV information enhanced interest to some degree for participants with low confidence compared with directly communicated UV, and that directly communicated UV enhanced interest to some degree for confident individuals, relative to self-generated UV. In other words, telling participants about the relevance of the math technique made the task somewhat less interesting for students who lacked confidence, but had a positive effect for confident individuals. There was also a significant main effect of perceived confidence, $p < .01$, $\beta = 0.31$, indicating that participants with higher confidence reported

more interest in the task than those with lower confidence.

Replication analyses. Because our analytic model focused on direct comparisons of the two types of UV interventions, it was not possible to compare each UV condition against the control group in the primary analyses. However, we conducted ancillary simple slope analyses to test for replication of previous laboratory studies that examined directly communicated UV information against a no information control (Durik & Harackiewicz, 2007; Durik, Shechter, et al., 2015; Shechter et al., 2011) or self-generated UV against a control writing exercise (Hulleman et al., 2010). Specially, we tested the effect of the UV interventions against the control condition among individuals one standard deviation below and above the mean on perceived confidence.

In their laboratory studies, Durik and colleagues (Durik & Harackiewicz, 2007; Durik, Shechter, et al., 2015) and Hulleman et al. (2010) found significant effects on perceived utility value and interest, but not on performance. Across several laboratory studies, Durik and colleagues found positive effects of directly communicated UV on perceived utility value and interest for confident participants, and some negative effects for less confident participants. Like Durik and colleagues, we found positive effects of directly communicated UV relative to control for confident individuals on perceived utility value, $t(80) = 3.15$, $p < .01$, $\beta = .43$, but no effects for less confident individuals, $t(80) = 0.58$, $p = .56$, $\beta = .09$. We also found positive effects of directly communicated UV on interest for confident individuals, and negative effects of directly communicated UV for less confident individuals, but neither of these effects were significant relative to control, $t(80) = 1.18$ and $.90$, respectively, $p > .20$. Consistent with Durik and colleagues, we found no effects of directly communicated UV relative to control on performance for confident individuals, $t(80) = 1.10$, $p = .30$, $\beta = -.13$, or less confident individuals, $t(80) = 0.82$, $p = .41$, $\beta = .12$.

In contrast, Hulleman et al. (2010) found positive effects of self-generated UV on perceived utility value and interest for less confident participants, and no effects for confident students. Like Hulleman et al., we found a positive effect of self-generated UV for less confi-

dent individuals on interest, but it was not significant relative to the control group, $t(80) = .45$, $p = .66$, $\beta = .06$. In contrast to Hulleman et al., we found a small negative effect on perceived utility value, but it was not significant. Unlike Hulleman et al. (2010), but consistent with their field study in high school science classes (Hulleman & Harackiewicz, 2009), we found that the self-generated UV intervention promoted performance for less confident individuals relative to the control condition, $t(80) = 2.62$, $p = .01$, $\beta = .34$, but did not affect performance for confident individuals, $t(80) = 0.73$, $p = .47$.

Table 3 presents these comparisons with the control group in terms of the effect size for each test (d). Our results indicate a pattern of partial replication of both programs of research, though the results were not as strong as the original studies when compared against control conditions. By comparing the interventions against each other, however, we can explore how they work differently for individuals who vary in their level of confidence.

Discussion

We found that both interventions were effective in promoting perceived utility value for confident individuals, suggesting that both interventions successfully persuaded confident individuals that the mental math technique was relevant to their lives. However, neither intervention was effective in persuading individuals who doubted their math ability. Our results suggest that these individuals, who are the most in need of intervention, did not internalize the utility of the mental math technique, even

when they generated their own examples of relevance. Thus the self-generated UV intervention by itself was not effective in changing the perception of value for individuals who lacked confidence. Perhaps less confident individuals cannot see the value of the technique if they doubt their ability to master the math technique. It may be that for less confident individuals to internalize the utility of the math technique, they first need to believe they can succeed at the task.

Consistent with our hypothesis, we found very different effects for the two interventions on performance and interest when we compared them directly to each other. Directly communicated UV information undermined performance and interest, compared with self-generated UV, for individuals who lacked confidence. Not only was directly communicated UV information not helpful for participants with lower confidence, it actually seemed to lead these participants to react negatively to the information. Telling participants about the usefulness of the material during the learning process may hinder interest development and inhibit performance for students who doubt their abilities. Directly communicated UV information may add more pressure for mastering the technique, which could be one reason why less confident individuals do not respond positively to relevance information coming from someone else (Durik, Hulleman, et al., 2015). Information about the utility of the technique coupled with a lack of confidence may put too much pressure on these individuals, without giving them a chance to process or cope with the UV information by putting it in their own words.

Table 3
Replication of Previous Findings

Perceived confidence	Directly communicated UV vs. Control			Self-generated UV vs. Control		
	Perceived utility value	Performance	Interest	Perceived utility value	Performance	Interest
Low PC	-.13	-.18	-.20	-.15	.59	.10
High PC	.70	.24	.26	.23	.16	-.13

Note. Values are d s, reflecting the size of the effect relative to control group, for each of three dependent measures, for individuals one standard deviation below and above the mean of Perceived Confidence (PC). Durik and colleagues (Durik & Harackiewicz, 2007; Durik et al., 2014) have found positive effects of directly communicated utility value (UV) for confident (High PC) participants and negative effects for less confident (Low PC) participants, whereas Hulleman and colleagues (2010) have found positive effects of self-generated UV for less confident participants, and no effects for confident participants.

In contrast, we found that self-generated UV was more effective than directly communicated UV at promoting performance for all participants, and was particularly beneficial for individuals who doubted their ability. Ancillary analyses revealed that self-generated UV was effective at promoting performance for less confident participants compared with the control group as well, replicating [Hulleman and Harackiewicz \(2009\)](#). Perhaps self-generated UV alleviates some of the pressure associated with performing well by giving participants a chance to picture themselves using the technique in the future, once they have mastered it.

Expectancy-value theory hypothesizes that task values have the most influence on attitudes and behavior when perceived competence is high ([Eccles & Wigfield, 2002](#)). Therefore, self-generated UV may be helpful for individuals who doubt their ability to succeed because it increases individuals' perceptions of competence. If individuals with low confidence can picture themselves succeeding at the task, they may come to believe that they are capable of success, leading to attitude change, continued interest, and performance; and the self-generated UV intervention may facilitate this process. For instance, the instructions for the writing exercise highlight the potential relevance of the technique after practicing it: "Of course, you'll probably need more practice with the technique to really appreciate its personal relevance, but for purposes of this short essay, please focus on how this technique could be useful to you in your own life, and give examples." This statement encourages individuals to look past their present abilities and think about the relevance of the technique once they have mastered it. The self-generated UV intervention may actually increase perceptions of mastering the technique, by encouraging individuals to think about instances in which they would actually use the technique, thereby alleviating pressure to perform well and increasing their subsequent performance.

Given the strong effect of self-generated UV on performance, it is surprising that we found no effects on perceived utility value or interest for less confident individuals. These individuals may need more information about possible uses of the technique while learning about it in order for a self-generated UV intervention to affect perceived task values and influence task inter-

est. For instance, providing UV information during the learning process might spark more ideas for the individuals to write about that they would have otherwise considered ([Renninger & Hidi, 2011](#)). This suggests that the combination of directly communicated and self-generated UV might be particularly beneficial for those who lack confidence. Perhaps students first need to hear about some examples of utility value from someone else and then be given the chance to come up with their own personalized examples. Directly communicated UV information might be too threatening by itself for individuals who lack confidence ([Durik, Shechter, et al., 2015](#)), but once these individuals are given the chance to process the information in their own words, directly communicated UV might actually be helpful. This suggests that directly communicated UV information may be more beneficial for students who lack confidence if it occurs in combination with an opportunity to write a UV essay. Giving students a chance to generate their own personal examples of UV after receiving UV information from an external source might give these students the chance to process the material before putting it in their own words.

Study 2

In Study 2 we tested whether the combination of both self-generated and directly communicated UV might have a synergistic effect for perceptions of utility value, interest and performance, and hypothesized that this combination might be most effective for individuals low in perceived confidence. We also explored perceived confidence measured after the interventions as a possible mechanism as to how self-generated and directly communicated UV information might work together. If the combination of UV interventions helps participants feel more confident they might become more engaged in the task and perform well when tested on their learning of the technique ([Dweck, 2007](#); [Harackiewicz & Sansone, 1991](#); [White, 1959](#)). We explored whether self-generated or directly communicated UV, or both in combination, led to more perceived confidence after the interventions, and whether this process measure of confidence then mediated the effects of the UV interventions on interest and performance.

Method

Participants. The participants in this study were 33 male and 80 female undergraduate students enrolled in the introductory psychology course at a large Midwestern university. Participants were 94% Caucasian, 1% Hispanic, 2% Asian, and 3% African American.

Materials and procedure. Participants were randomly assigned to a condition within a 2 (no directly communicated UV vs. directly communicated UV) \times 2 (no self-generated UV vs. self-generated UV) between-participants design. The procedure for Study 2 was similar to that of Study 1, but with one additional condition. In the combined UV condition, participants were given relevance information within the PowerPoint instructional program and then generated their own examples of relevance during the writing task. An additional change was that we added a process measure of perceived confidence, measured after the writing exercise and before the two problems sets, to assess whether changes in perceived competence might account for the effects of the UV interventions. Perceived confidence after the interventions was measured with a two-item scale (“I feel that I am making good progress with this technique,” “I feel confident about using the technique on the upcoming problem sets”).² This measure assesses confidence after learning the mental math technique and after both UV manipulations. We hypothesized that the combination of directly communicated UV information and self-generated UV would increase confidence for participants who initially doubt their ability to succeed.

Results

Regression model. Multiple regression was used to investigate the effects of our interventions on perceived utility value, task interest and performance, as well as perceived confidence after the interventions, the hypothesized mediator. The experimental design was a 2×2 , crossing self-generated and directly communicated UV interventions. Three terms in the model were contrast codes designed to test the independent and interactive effects of the experimental manipulations. These included two main effects (directly communicated UV, +1, no directly communicated UV, -1; self-generated UV, +1, no self-generated UV, -1)

and the product of these terms to test the experimental interaction. Initial perceived confidence in math ability, measured continuously at baseline, was included as a moderator and standardized to compute interaction terms with the contrast codes. Our final model contained nine terms: three contrast codes, initial perceived confidence in math ability, two two-way interactions (between each of the two UV main effect contrasts and initial perceived confidence), one three-way interaction (between the two UV contrasts and perceived confidence), and two covariates. See Table 4 for descriptive statistics, zero-order correlations, and reliabilities for all measures.

Effects on dependent variables.

Perceived utility value. There was a significant main effect of self-generated UV, $p = .03$, $\beta = 0.19$, indicating that writing about the relevance of the math technique increased perceptions of the utility of the technique for all participants. This effect was qualified by a significant three-way interaction between directly communicated UV, self-generated UV and perceived confidence in math, $p = .03$, $\beta = -0.21$ (see Figure 2). Self-generated UV was most effective when paired with directly communicated UV in increasing perceptions of utility value for participants who lacked confidence and had no effect for participants with high confidence. Participants with high initial confidence reported more overall perceptions of utility value than participants with low initial confidence, $p < .01$, $\beta = 0.40$.

Task performance. We observed a significant three-way interaction between directly communicated UV, self-generated UV, and perceived confidence in math on performance, $p = .02$, $\beta = -0.21$ (see Figure 2). This indicates that the combination of directly communicated UV information and self-generated UV was particularly effective for less confident participants and had no effect for participants with high confidence. There was also a significant main effect of perceived confidence, $p < .01$, $\beta = 0.43$, and baseline performance, $p < .01$, $\beta = 0.31$, indicating that participants with higher confidence and baseline performance obtained

² Three participants had missing data for perceived confidence after the interventions and therefore were excluded from analyses on this variable.

Table 4
Zero-Order Correlations and Descriptive Statistics for Major Variables in Study 2

Variable	1	2	3	4	5	6	7
1. Baseline performance	—						
2. Gender	-.04	—					
3. Initial perceived confidence	-.12	.16	—				
4. Perceived utility value	-.14	.09	.41**	—			
5. Task performance	.26**	.18	.42**	.35**	—		
6. Interest	-.08	.08	.41**	.73**	.42**	—	
7. Perceived confidence after the interventions	-.08	.22*	.73**	.58**	.44**	.62**	—
<i>M</i>	4.74	.29	4.94	5.28	25.04	5.21	5.33
<i>SD</i>	2.55	.46	1.20	1.20	9.86	1.15	1.20
Cronbach's α			.76	.92		.90	.89

Note. Values ranged from 1 (low) to 7 (high) except for gender (0 for females, 1 for males), baseline performance (from 0 to 9 problems) and task performance (from 0 to 48 problems).

* $p < .05$. ** $p < .01$.

higher scores on the problem sets than those with lower confidence and baseline performance.

Interest. There was a significant main effect of self-generated UV, $p = .02$, $\beta = 0.20$, such that participants who wrote about the relevance of the math technique reported more interest in the task than those who wrote a control essay; however, this was qualified by a significant three-way interaction between directly communicated UV, self-generated UV, and perceived confidence in math on task interest, $p = .02$, $\beta = -0.23$ (see Figure 2). The combination of directly communicated UV information and self-generated UV increased interest for individuals low in confidence. In other words, self-generated UV was most effective for less confident participants when paired with directly communicated UV and had no effect for high confident participants. There was also a significant main effect of perceived confidence, $p < .01$, $\beta = 0.43$, indicating that participants with higher confidence reported more interest in the task overall than participants with low confidence.

Mediation analyses: Perceived confidence after the interventions. We found a significant two-way interaction between directly communicated UV and self-generated UV on perceived confidence measured after the interventions and before the multiplication problem sets, $t(99) = 2.52$, $p = .01$, $\beta = 0.17$. Participants who received directly communicated UV combined with self-generated UV reported higher perceived confidence after the

interventions ($M = 5.85$, $SD = .96$) than participants in the control condition ($M = 5.23$, $SD = 1.35$), directly communicated UV condition ($M = 5.00$, $SD = 1.14$), and self-generated UV condition ($M = 5.23$, $SD = 1.18$). This indicates that the combination of directly communicated UV and self-generated UV increased perceptions of mastering the mental math technique for all participants, regardless of initial confidence level.

We used Preacher and Hayes's (2004) bootstrapping procedure to test whether perceived confidence after the interventions mediated the combined intervention effect for initially less confident participants on perceived utility value, performance, and task interest. We found evidence for partial mediation of all three effects, such that the combination of self-generated UV and directly communicated UV increased perceived utility value, performance, and interest by increasing perceived confidence. Results based on 5,000 bootstrapped samples indicate that the indirect effect via perceived confidence equaled .12 for perceived utility value, 95% CI [.0253, .2410], .35 for performance on the multiplication problems, 95% CI [.0070, .9216], and .12 for task interest, 95% CI [.0282, .2418]. The fact that zero falls outside these intervals indicates significant mediation for each dependent variable, $ps < .05$.

Content analyses of UV essays. One reason that self-generated UV might be more effective when paired with directly communicated UV is that participants might generate more examples of relevance in their UV essays

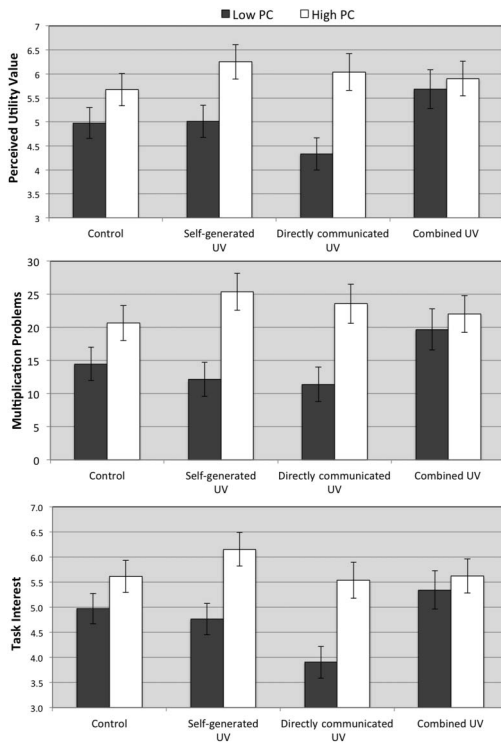


Figure 2. Perceived utility value, number of math problems solved, and task interest as a function of experimental condition and initial perceived confidence (PC) in Study 2. Values are based on 1 *SD* above and below the mean of PC. Error bars represent ± 1 standard error. UV = utility value.

after first receiving UV information from the instructional program. For instance, participants in the combined UV condition could repeat some of the directly communicated UV examples from the instructional program in their essay in addition to generating their own personal examples of relevance. Likewise, participants who are generating their own examples of relevance without any UV information in the program may not think of as many examples on their own.

To test this, we first coded for the total number of utility connections made in each essay. We counted each example that the participant listed of how the technique could be used in real life as one UV connection (e.g., “I am studying nursing and I feel that this technique will be helpful when working with patients and getting them the best care as fast as possible,” “This [technique] is especially relevant if you were

buying an item in bulk, e.g., buying t-shirts or sweaters for a club or organization,” “Soon I’ll have to begin paying my own rent for an apartment, and techniques like this one could help me with the calculations involved in paying monthly fees”). We next coded for whether the connections were non-PowerPoint examples (i.e., different from the examples provided in the program) or the same as the examples used in the program (in directly communicated UV conditions). All examples in the self-generated UV only condition were considered non-PowerPoint examples, except for examples of efficiency of the technique (e.g., “I’ll use this technique because it’s quicker and easier than my usual method and I do not need pencil or paper”), because efficiency was mentioned in all versions of the instructional program. Coders were blind to condition and interrater reliability was high, with two independent coders providing the same scores approximately 90% of the time. Disagreements were resolved by discussion.

We used multiple regression to compare the two experimental conditions that included UV writing in terms of the number of connections generated. A contrast code compared the self-generated UV only condition (-1) with the combined self-generated and directly communicated UV condition ($+1$). Perceived confidence in math, measured continuously, was included as a moderator and standardized to compute the interaction with the contrast code. The final model contained five terms: one contrast code, initial perceived confidence in math, one interaction (between the contrast code and initial perceived confidence), and two covariates (baseline performance and gender).

As expected, we found that participants who received directly communicated UV information in addition to the self-generated UV prompt generated more examples in their essays ($M = 3.96$, $SD = 1.60$), than participants who did not receive directly communicated UV ($M = 2.71$, $SD = 1.08$), $t(48) = 3.57$, $p < .01$, $\beta = 0.47$. However, there were no differences between conditions in the number of non-PowerPoint examples that were generated in the essays $t(48) = 0.83$, $p = .41$, $\beta = 0.12$, suggesting that participants in the combined UV condition came up with as many non-PowerPoint, personally generated examples ($M = 1.81$, $SD = 1.33$) as did participants who were not provided with

directly communicated UV information ($M = 1.64$ $SD = 1.10$). There were no main effects or interactions with initial perceived confidence on the total number of utility connections or the number of non-PowerPoint examples, $p > .10$, indicating that participants with low confidence generated the same amount of utility connections as participants with high confidence across conditions.

We also examined the content of the self-generated UV essays using LIWC (Linguistic Inquiry and Word Count) text analysis. LIWC is a software program that calculates the degree to which people use different categories of words across multiple text files (Pennebaker, Booth, & Francis, 2007). LIWC contains dictionaries that correspond to different categories of words (i.e., positive words, negative words, pronouns, leisure words, etc.) and calculates how many words in each of the predetermined LIWC dictionaries appear in each essay.

We hypothesized that participants who lacked confidence might express their doubt or uncertainty about the usefulness of technique in their essays. We also wanted to test whether the content of the essays differed between conditions and between participants with different levels of confidence. We chose LIWC dictionaries that might pick up participants' doubt or uncertainty when writing about the relevance of the math technique as well as dictionaries that could pinpoint different topics that were discussed in the essays. Of the 80 LIWC categories, we chose five dictionaries that we thought might capture these constructs: (a) Negation words (e.g., no, never, cannot), (b) Anxiety words (e.g., worried, nervous, uncertain, struggle), (c) Tentative words (e.g., guess, kind of, maybe, perhaps), (d) Work-school words (e.g., job, boss, major, homework, GPA), and (e) Leisure words (e.g., cook, party, restaurant, shop).

We found a significant main effect of confidence on negation words, $t(48) = 2.35$, $p = .02$, $\beta = -0.34$, such that participants with low confidence used more negation words in their essays than those with higher confidence in their math ability. We also found a main effect of condition on anxiety words, $t(48) = 2.40$, $p = .02$, $\beta = -0.33$, suggesting that those who received both directly communicated UV information and self-generated UV used fewer anxiety words than those who did not receive directly communicated UV information. Finally,

we found a main effect of condition on leisure words, $t(48) = 4.50$, $p < .01$, $\beta = 0.56$, that was qualified by the interaction with confidence, $t(48) = 2.17$, $p = .04$, $\beta = -0.26$, suggesting that participants who were lower in confidence used more leisure words when they also received directly communicated UV information. Notably, there were no significant differences in tentative language or work-school related word use.

Discussion

In Study 1 we found that directly communicated UV information can undermine performance and interest for participants with low confidence compared to self-generated UV, but Study 2 shows that directly communicated UV can actually help these participants when combined with self-generated UV. We found that the synergistic effect of self-generated and directly communicated UV was particularly powerful for those with low confidence, increasing perceived utility value, performance, and interest, by giving participants confidence in their ability to succeed. Perhaps participants who are initially unsure of their ability can benefit from directly communicated UV information, but need the opportunity to reflect on what they've learned. Giving these participants a chance to generate their own personal examples of UV after receiving some UV information from an external source might help them digest the material and put it in their own words. Our process analysis shows that all participants experienced a boost in perceived confidence after receiving directly communicated UV information and then generating their own examples of how the technique relates to them. Perhaps this confidence boost was sufficient to counteract any negative effects of directly communicated UV information.

Content analyses offer some insight into how students think about utility value. Our results suggest that participants who lacked confidence tended to include more negative statements in their essays. For example, one participant wrote: "I guess it's kind of a stretch, but I can use the new technique to figure out how many credits per semester I need to take in order to graduate in 4 years. Other than that I cannot think of any more personal uses I have for using mental math in my life right now." Even though

this participant generates a possible situation in which the math technique could be useful, he or she admits that the new technique might not be entirely useful in their daily life. Participants who doubt their ability to do well are more likely to use words like “will not” and “cannot” to express their doubts about the utility of the math technique.

However, we found that participants were less likely to use anxiety words such as “struggle” or “doubt” in their UV essays when they also received directly communicated UV information. This suggests that when participants were able to write about the relevance of the math technique after first receiving some general relevance information in the program, they used fewer statements such as “I struggle with math in general” or “I had doubts about whether [the technique] would be useful in my everyday life.” This suggests that participants may need the chance to generate their own examples of UV after receiving directly communicated UV. It might be reassuring to first receive UV examples from someone else and then have the opportunity to generate your own personalized examples.

Finally, our content analyses revealed one clue as to why the combination of self-generated and directly communicated UV was particularly powerful for those with low confidence. This combination seemed to help participants who lacked confidence to write more about leisure activities such as shopping and eating out in restaurants, rather than how mental math can be useful in their career. Perhaps participants who are unsure of their ability relate more to the everyday-leisure examples of utility that emphasize fun and enjoyable activities and then write more about these types of activities when given the opportunity to generate their own examples. In contrast, directly communicated career examples may be experienced as threatening if participants doubt their ability to master the technique. Thus, students who lack confidence may ignore any threatening information and instead focus on less intimidating examples of directly communicated UV.

Study 3

In Study 3, we focused on reducing the threat of directly communicated UV information for

individuals who lack confidence. One way to reduce threat is to change the content of the information. The content analyses from Study 2 indicate that participants who doubted their ability were more likely to write about using mental math in their everyday life (e.g., figuring out tips and shopping) after receiving directly communicated UV information, and they also reported more perceived confidence after doing so. Perhaps relevance information that emphasizes different careers and more long-term goals can be somewhat threatening for students who doubt their abilities (Durik, Hulleman, et al., 2015). Students may be better able to imagine using mental math when it is presented with everyday examples. Therefore, in Study 3 we manipulated the content of directly communicated value, by removing examples of career-related UV from our directly communicated UV intervention, to test whether information that only includes examples of the relevance of mental math to everyday-leisure activities was more effective for individuals who doubt their ability to succeed.

Method

Participants. The participants in this study were 42 male and 92 female undergraduate students enrolled in the introductory psychology course at a large Midwestern University. Participants were 94% Caucasian, 2% Hispanic, 3% Asian, and 1% African American.

Materials and procedure. We tested a three-cell design in which we manipulated the content of directly communicated relevance information (everyday-leisure UV vs. standard UV vs. no UV). We created the everyday-leisure UV materials by removing career-related examples from the standard directly communicated UV materials used in Study 1 and Study 2 (see online supplement B for complete materials). For example, phrases such as, “most college graduates enter professions that require math, so mental math can be useful in your future career” were removed from the standard materials, leaving only examples of everyday or leisure activities. Additionally, career-related pictures were removed from the standard UV materials, such as that of a nurse caring for a patient and a chemist mixing chemicals. Therefore, the remaining information emphasized connections to a participant’s daily life,

such as telling students they might use mental math at a restaurant or while shopping. As in Study 1 and Study 2, the standard UV information emphasized career choices and different professions, in addition to everyday examples.

The procedure for Study 3 was identical to that of Study 1, with three exceptions. First, participants were guided through one of three different presentations teaching the left-to-right multiplication technique. Participants assigned to the everyday-leisure UV condition were given a presentation in which information about the everyday relevance of the technique was integrated into the learning program. Participants assigned to the standard UV condition were given a presentation that included examples of how the technique was relevant to different career paths, as well as everyday examples (identical to that used in Studies 1 and 2). Participants assigned to the control condition were given the same instructional program, but without any relevance information. Second, because this study only involved directly communicated UV, it was particularly important to measure perceived confidence earlier in the learning process. Perceived confidence was measured before participants learned the math technique with a two-item scale (“I think that I’ll be able to learn the new technique taught in this session,” “I’m confident that I can learn this new math technique”). Finally, we added a baseline measure of interest and also included the same process measure of perceived confidence after the interventions measured in Study 2.

Results

Regression model. Multiple regression was used to investigate the effects of everyday-leisure UV and standard UV on task interest and performance, as well as the hypothesized mediator, perceived mastery. Two orthogonal contrast codes were created to test differences between the three conditions. The UV Type contrast compared the two different directly communicated UV interventions (everyday-leisure UV, +1, standard UV, -1, Control, 0), and the UV versus No UV contrast compared the two directly communicated UV interventions to the control condition (everyday-leisure UV, +1, standard UV, +1, Control, -2). Baseline performance, baseline task interest, and gender were included as covariates. Initial perceived confidence, measured continuously, was included as a moderator and standardized to compute two-way interactions. Our final model contained eight terms: two orthogonal contrasts, perceived confidence, two interactions between each of the UV contrasts and perceived confidence, and three covariates. See Table 5 for descriptive statistics, zero-order correlations, and reliabilities for all measures.

Effects on dependent variables.

Perceived utility value. We found a nearly significant interaction between UV Type and confidence, $t(125) = 1.94, p = .06, \beta = -0.14$, suggesting that everyday-leisure utility examples increased perceptions of utility value, relative to the standard directly communicated

Table 5
Zero-Order Correlations and Descriptive Statistics for Major Variables in Study 3

Variable	1	2	3	4	5	6	7
1. Baseline performance	—						
2. Gender	-.10	—					
3. Initial perceived confidence	.14	.30**	—				
4. Perceived utility value	.01	.19*	.31**	—			
5. Task performance	.41**	.17*	.27**	.27**	—		
6. Interest	.05	.17	.27**	.84**	.27**	—	
7. Perceived confidence after the interventions	.10	.19*	.35**	.53**	.31**	.43**	—
<i>M</i>	4.89	.31	5.16	5.25	23.66	5.35	4.47
<i>SD</i>	2.50	.47	.97	1.06	8.53	1.05	1.26
Cronbach's α			.86	.95		.92	.94

Note. Values ranged from 1 (low) to 7 (high) except for gender (0 for females, 1 for males), baseline performance (from 0 to 9 problems) and task performance (from 0 to 50 problems).

* $p < .05$. ** $p < .01$.

utility examples, for less confident individuals (see Figure 3). We also found a significant main effect of baseline interest, $t(125) = 7.66, p < .01, \beta = 0.54$, and perceived confidence, $t(125) = 2.96, p < .01, \beta = 0.23$, indicating that participants with initially high levels of task interest and perceived confidence reported more utility value in the technique after the program.

Task performance. There were no experimental effects on performance. There was a significant main effect of baseline performance, $t(125) = 4.79, p < .01, \beta = 0.39$, indicating that participants with higher baseline perfor-

mance scored higher on the problem sets than those with lower baseline performance.

Interest. We found a main effect of UV Type, $t(125) = 2.22, p = .03, \beta = 0.14$, that was qualified by a significant interaction with confidence, $t(125) = 2.61, p = .01, \beta = -0.16$, showing that participants with low confidence reported more interest in everyday-leisure UV conditions, compared to the standard UV condition (see Figure 3). This suggests that UV information that only emphasized everyday activities was more effective in promoting interest than information that emphasized utility for future careers, for those with low confidence. For those with high confidence, the content didn't matter; both kinds of UV information were equally effective. We also found a significant main effect of baseline interest, $t(125) = 11.00, p < .01, \beta = 0.70$, indicating that participants with initially high levels of task interest reported more interest in the technique after the program.

Mediation analyses: Perceived confidence after the interventions. We found a significant interaction between UV Type and confidence on perceived confidence measured after the interventions, indicating that everyday-leisure utility examples increased confidence for those with low initial confidence, relative to standard UV examples, whereas the standard UV examples increased confidence for confident individuals, relative to everyday-leisure activities, $t(125) = 2.33, p = .02, \beta = -0.19$ (see Figure 3). Using the same bootstrapping procedure as in Study 2 (Preacher & Hayes, 2004), we tested whether perceived confidence measured after the interventions mediated the UV Type effect for initially confident and less confident individuals on perceived utility value and interest. We found that the test of moderated mediation was significant for perceived UV, $-.13, 95\% \text{ CI } [-.2971, -.0353]$, and task interest, $-.15, 95\% \text{ CI } [-.3805, -.0353]$, and that the indirect effect of UV Type via perceived confidence differed for initially confident and less confident students. The indirect effect of everyday-leisure UV was positive for initially less confident individuals (1 *SD* below mean); the indirect effect was .13 for perceived utility value, $95\% \text{ CI } [.0155, .3340]$, and .15 for task interest, $95\% \text{ CI } [.0142, .3843]$, showing that everyday-leisure UV increased perceived utility value and interest by promoting per-

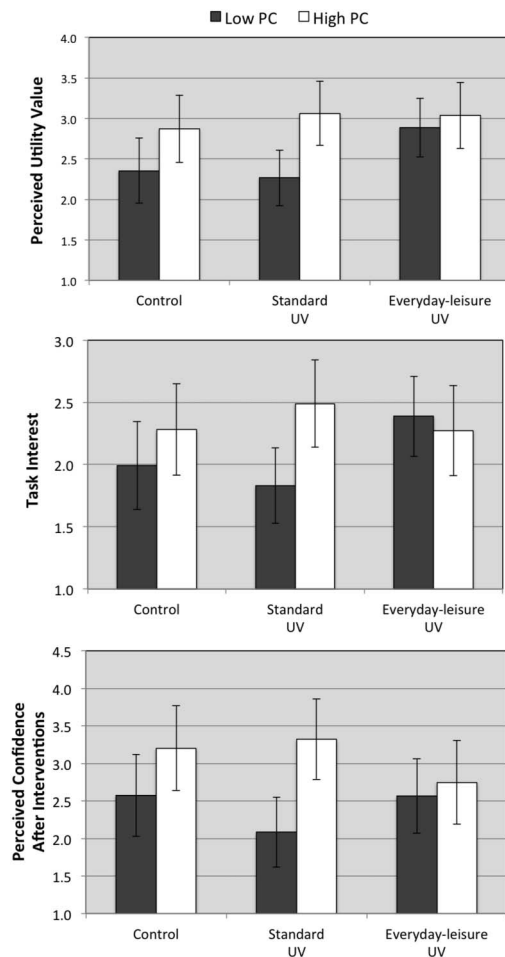


Figure 3. Perceived utility value, task interest, and perceived mastery as a function of experimental condition and initial perceived confidence (PC) in Study 3. Values are based on 1 *SD* above and below the mean of PC. Error bars represent ± 1 standard error. UV = utility value.

ceived confidence, relative to the standard UV intervention. In contrast, the indirect effect of everyday-leisure UV for confident individuals (1 *SD* above the mean) was negative, and equaled $-.14$ for perceived utility value, 95% CI [$-.3941, -.0053$], and $-.16$ for task interest, 95% CI [$-.4590, -.0029$], indicating that the standard UV intervention (which included career examples as well as everyday utility value) promoted perceived utility value and interest via perceived confidence for these individuals. The fact that zero falls outside these intervals indicates significant mediation for each dependent variable, $ps < .05$.

Discussion

In this study, we found that we could reduce the threat of directly communicated relevance information by removing career-related content. We found that directly communicated UV information that only emphasized everyday-leisure activities actually increased task interest and perceptions of utility value by increasing confidence for participants who initially doubted their ability. Thus we found a way to offset the negative effects of directly communicated relevance information seen in previous research (Durik & Harackiewicz, 2007; Durik, Shechter, et al., 2015), by focusing on less threatening information about the utility value of mental math. Perhaps participants can actually imagine using mental math when the instructional program provides everyday examples. Less confident individuals may be more receptive to utility information that concerns activities already integrated into their life, such as shopping for groceries, but might be especially sensitive to utility information that emphasizes loftier goals, such as using mental math to do well in their future career. In other words, it might be easier for students to think about using mental math in their daily life, whether in a restaurant or when getting gas, rather than thinking about the math that they'll need for their future career.

It is possible that the type of math required for everyday-leisure activities is less complex than the math that is needed for future careers, thus making the message less threatening and the possibility of actually using the technique more realistic. It might also be the case that less confident individuals have chosen future careers

that do not involve math, so information about the utility value of mental math for different careers may seem irrelevant to them. For example, individuals who doubt their math ability may be less likely to pursue careers such as nursing, accounting, or chemistry, which require math competency. Perhaps this kind of career-related UV information only confirmed initial attitudes about the lack of relevance for these individuals. We may have unknowingly reinforced irrelevancy for individuals who have chosen less math-oriented fields of study. Instead, information about math in everyday tasks, which could apply to anyone, was more effective in promoting perceived utility value, interest, and confidence. In sum, it isn't the case that directly communicated relevance is always threatening for less confident individuals, but rather that UV information needs to be tailored to the characteristics and needs of the individual, and accommodate those who have trouble imagining themselves succeeding at the task.

General Discussion

Across three laboratory studies we examined the difference between directly communicated and self-generated relevance information for confident individuals and for those who doubt their ability. In Study 1, we found that we could change attitudes about perceived utility value for confident individuals, but not for less confident individuals. Furthermore, we found that directly communicated UV information can undermine performance and interest for individuals who lack confidence, compared to self-generated UV. However, in Study 2, our results indicated that the negative effects of directly communicated UV information can be ameliorated when participants are also given the chance to generate their own examples of personal uses for the technique. Providing UV information in combination with the opportunity to generate personalized examples was necessary for less confident individuals to internalize the value of the task, increasing perceived utility value, performance, and interest. Finally, in Study 3, we found that individuals who lack confidence benefit more when directly communicated UV information only includes examples of everyday-leisure connections, rather than career and school examples. UV information may be threatening if presented in a way that impacts

life goals such as career plans and school, rather than everyday tasks.

These three studies show that intervening to persuade individuals to value a task can be difficult, especially because the individuals who most need intervention are the ones most reluctant to embrace information about utility value. As classic studies in social psychology have shown (Janis & King, 1954; Lewin, 1947), there is rarely meaningful change in attitudes and behaviors when we simply provide individuals with important information. We found this to be true, especially for individuals who lack confidence in their ability to succeed. In fact, Studies 1 and 2 show that telling less confident individuals about utility value can even be detrimental for performance and interfere with interest development, compared with encouraging individuals to generate utility value on their own. Indeed, it was not until we varied the content of the information being communicated in Study 3 that we discovered any type of directly communicated UV information that was effective for less confident individuals, without combining it with self-generated UV. Information about everyday utility value may have worked for these individuals because it was less threatening, and did not invoke concerns about competence, or because it was more tailored to their characteristics and needs.

Our research is consistent with previous research that shows that intervention strategies such as “self-persuasion” and “saying-is-believing” can be powerful tools for changing attitudes (Aronson, 1999; Janis & King, 1954; Pratkanis & Aronson, 1992). However, our data also suggest that some degree of external guidance is needed to strengthen UV interventions that use self-persuasion strategies for less confident individuals to make substantial gains. For instance, in Study 2, we found that the combination of directly communicated and self-generated UV interventions was more effective than the self-generated UV intervention alone. Even though directly communicated UV information had negative effects compared to self-generated UV when tested alone, pairing it with self-generated UV revealed positive synergistic effects. UV information communicated by others was likely harmful by itself because it created pressure for individuals who doubted their competence, without an opportunity to reflect on or integrate the information. The same infor-

mation, coupled with the opportunity to write about utility value, proved more effective than simply writing about personal uses for the technique, suggesting that the combination of the two interventions was uniquely powerful in promoting interest and performance for these individuals. Our research suggests that direct-communication strategies, especially those that present nonthreatening information, combined with self-persuasion strategies may be the best way to change attitudes and behaviors for individuals who are not easily persuaded.

Expectancy-value theory suggests that individuals are more motivated when they value the task and expect that they can succeed at the task (Eccles & Wigfield, 2002). Therefore it isn't surprising that the way in which UV information is communicated has differing effects for individuals who doubt that they can succeed at the task. UV information is only beneficial when the individual expects to be successful. For instance, previous research has shown that directly communicated UV information is only beneficial for individuals who are confident (Durik & Harackiewicz, 2007; Durik, Shechter, et al., 2015). We found that it was only when students developed confidence that directly communicated UV information helped students who initially doubted that they could succeed. Our process analyses revealed two ways of increasing confidence through intervention: (a) pairing directly communicated UV information with self-generated UV and (b) providing directly communicated UV information that is relevant to all students regardless of ability. Study 2 and 3 show that by boosting confidence participants can benefit from UV information in a way that is consistent with expectancy-value theory. Therefore, when designing UV interventions, it is important to consider how the intervention strategies (whether directly communicated or self-generated) affect students with different levels of confidence. We found that it is possible with certain intervention strategies to boost confidence, allowing students to benefit from UV information, especially for students who initially doubt that they can succeed.

Limitations

There are several noteworthy limitations to our research. First, each study used the same mental math learning paradigm in a laboratory

setting, making it difficult to generalize to other domains beyond math instruction or to more long-term learning contexts, such as semester-long college courses. The paradigm we used involved teaching participants a novel mental math technique and then testing their ability to solve multiplication problems using the new method, all within a 1-hr experimental session. This short learning experience was designed to simulate a single, lecture-based classroom experience (Barron & Harackiewicz, 2001); however, it is difficult to assess long-term interest development over the course of one hour and generalize findings to the development of interest within college courses.

Additionally, a major challenge with comparing the directly communicated and self-generated UV interventions using this particular learning paradigm is that the interventions occurred at two different points in time in the original studies that we were trying to replicate. For instance, the directly communicated UV intervention occurs in conjunction with learning the math technique, whereas the self-generated UV intervention occurs after the students have already learned the technique and have had some practice with it. It is unclear whether the differential results are attributable to the nature of the interventions themselves or attributable to the timing of those interventions. For example, it may be that fully understanding and practicing the material is necessary before students can fully appreciate and internalize utility value when asked to write about it. Becoming familiar with the technique and having experience using the technique may prepare students to think about how they could use the technique in their own lives. Thus the timing of these interventions may be one reason why we see positive effects when they are combined in Study 2 (i.e., providing directly communicated UV information before giving students the opportunity to generate their own examples) and these effects may not hold when the interventions are reversed (i.e., self-generated UV before directly communicated UV information). This will be an important issue to explore in further research.

Despite these limitations, the paradigm used in the present study provided the opportunity to test for replication of previous research examining directly communicated UV (Durik & Harackiewicz, 2007; Durik, Shechter, et al., 2015) and self-generated UV (Hulleman et al., 2010).

Although we replicated the general pattern of results found by both research teams, our results were somewhat weaker than those found in the original studies, which may indicate another limitation of our work. Even though we followed the methods of the original studies as closely as possible, we could not reproduce all of the results originally obtained. It is unclear whether our differential results are attributable to small differences in methods or measures, participant sample, cohort differences, or whether the effects of these interventions are more variable than originally thought.

The importance of replication studies has received considerable attention in psychology and in the social sciences more generally (Makel & Plucker, 2014; Ritchie, Wiseman, & French, 2012; Schmidt, 2009). Some argue that large initial findings published in the literature seem to diminish with time, known as the decline effect (e.g., Ioannidis, 2005; Schooler, 2011). The decline effect is based on the statistical principle of regression to the mean, the self-correction of exceptionally large effects, and the file drawer effect, in which negative or null findings are less likely to be published in top-tier journals. The decline effect could be one reason why our effects are somewhat weaker in magnitude compared with the original studies. Replication studies along with meta-analytic techniques are essential to better understand how social-psychological interventions work for different groups of individuals.

Finally, another limitation to this research is the lack of power in these studies to test gender effects and the interaction of gender with the interventions. There are long-standing gender differences in math, particularly with women reporting lower expectancies for success and less perceived value than men in math domains (Eccles, 2009; Gaspard et al., 2014; Jacobs, Lanza, Osgood, Eccles, & Wigfield, 2002; Smith, 2006; Watt, 2004). In our studies, we found limited evidence for gender differences on our dependent measures. Study 1 was the only sample in which there was a significant effect of gender, and we found that males obtained higher scores on the multiplication problem sets than females. This effect was not significant in Study 2 or Study 3. This could be the case because females were overrepresented in these samples (females represented approximately 80% of the sample in Study 2 and 70%

of the sample in Study 3). Because of the predominantly female samples in Studies 2 and 3, we lack adequate power to detect gender differences in these studies. In all of our studies we blocked participants on gender before randomly assigning participants to condition, therefore it is unlikely that our experimental effects are driven by an overrepresentation of female participants.

Implications

This research contributes to our understanding of how to communicate important information to change attitudes and increase performance and interest with social-psychological interventions in education. Motivational interventions typically use a combination of directly communicated and self-generated persuasion techniques to target students' thoughts, feeling, and beliefs about school (Yeager & Walton, 2011). The combination of different persuasion techniques, such as having students read quotes from older students or having students take on the role of mentor, writing letters to younger students that convey the treatment message, may be especially helpful for some students (Walton, 2014; Yeager & Walton, 2011). Our research suggests that this combination of receiving information from someone else and then writing about it in your own words can be particularly effective for some students.

We tested different intervention strategies for one intervention designed to enhance perceptions of utility value, but these strategies should also be tested more systematically with interventions designed to address identity-relevant processes (e.g., Harackiewicz, Canning, et al., 2014; Stephens et al., 2014; Walton & Cohen, 2007, 2011). Intervention messages that target an individual's identity may be even more susceptible to variations in intervention strategies, and this can be easily tested in controlled laboratory settings. For instance, varying the source of the directly communicated information could change the way the same information is perceived. Information communicated by an older student might be less threatening than the same information from a teacher or parent. Likewise, interventions that use writing assignments to convey key messages could be more powerful when the assignment is written for younger students, instead of written for the self. More

research is needed to understand the different components of these interventions to pinpoint why they are so successful in promoting motivation and performance.

Our results demonstrate that UV interventions can change attitudes about value, improve performance, and support interest development. Importantly, we found that individuals with low confidence are particularly sensitive to information that accentuates competency and value or importance. Therefore, educators, parents, and researchers designing interventions should consider how different intervention strategies can impact individuals with different expectancies, to produce meaningful change in attitudes and behaviors.

References

- Alvarez, K., & van Leeuwen, E. (2015). Paying it forward: How helping others can reduce the psychological threat of receiving help. *Journal of Applied Social Psychology, 45*, 1–9. <http://dx.doi.org/10.1111/jasp.12270>
- Aronson, E. (1999). The power of self-persuasion. *American Psychologist, 54*, 875–884. <http://dx.doi.org/10.1037/h0088188>
- Aronson, E., Fried, C., & Good, C. (2002). Reducing the effects of stereotype threat on African American college students by shaping theories of intelligence. *Journal of Experimental Social Psychology, 38*, 113–125. <http://dx.doi.org/10.1006/jesp.2001.1491>
- Barron, K. E., & Harackiewicz, J. M. (2001). Achievement goals and optimal motivation: Testing multiple goal models. *Journal of Personality and Social Psychology, 80*, 706–722. <http://dx.doi.org/10.1037/0022-3514.80.5.706>
- Beilock, S. L., & Carr, T. H. (2001). On the fragility of skilled performance: What governs choking under pressure? *Journal of Experimental Psychology: General, 130*, 701–725. <http://dx.doi.org/10.1037/0096-3445.130.4.701>
- Beilock, S. L., Kulp, C. A., Holt, L. E., & Carr, T. H. (2004). More on the fragility of performance: Choking under pressure in mathematical problem solving. *Journal of Experimental Psychology: General, 133*, 584–600. <http://dx.doi.org/10.1037/0096-3445.133.4.584>
- Bertsch, S., Pesta, B. J., Wiscott, R., & McDaniel, M. A. (2007). The generation effect: A meta-analytic review. *Memory & Cognition, 35*, 201–210. <http://dx.doi.org/10.3758/BF03193441>
- Bong, M. (2001). Role of self-efficacy and task-value in predicting college students' course performance and future enrollment intentions. *Contemporary*

- Educational Psychology*, 26, 553–570. <http://dx.doi.org/10.1006/ceps.2000.1048>
- Cooper, J., & Fazio, R. H. (1984). A new look at dissonance theory. In L. Berkowitz (Ed.), *Advances in experimental social psychology* (Vol. 17, pp. 229–266). San Diego, CA: Academic Press.
- Deci, E. L., & Ryan, R. M. (1985). *Intrinsic motivation and self-determination in human behavior*. New York, NY: Plenum Press. <http://dx.doi.org/10.1007/978-1-4899-2271-7>
- Durik, A. M., & Harackiewicz, J. M. (2007). Different strokes for different folks: How individual interest moderates the effects of situational factors on task interest. *Journal of Educational Psychology*, 99, 597–610. <http://dx.doi.org/10.1037/0022-0663.99.3.597>
- Durik, A. M., Hulleman, C. S., & Harackiewicz, J. M. (2015). One size fits some: Instructional enhancements to promote interest don't work the same for everyone. In K. A. Renninger, M. Nieswandt, & S. Hidi (Eds.), *Interest and K-16 mathematics and science learning, in and out of school*. Washington, DC: American Educational Research Association.
- Durik, A. M., Shechter, O. G., Noh, M., Rozek, C. S., & Harackiewicz, J. M. (2015). What if I can't? Success expectancies moderate the effects of utility value information on situational interest and performance. *Motivation and Emotion*, 39, 104–118. <http://dx.doi.org/10.1007/s11031-014-9419-0>
- Durik, A. M., Vida, M., & Eccles, J. S. (2006). Task values and ability beliefs as predictors of high school literacy choices: A developmental analysis. *Journal of Educational Psychology*, 98, 382–393. <http://dx.doi.org/10.1037/0022-0663.98.2.382>
- Dweck, C. S. (2007). *Mindset: The new psychology of success*. New York, NY: Random House.
- Eccles, J. S. (2009). Who am I and what am I going to do with my life? Personal and collective identities as motivators of action. *Educational Psychologist*, 44, 78–89. <http://dx.doi.org/10.1080/00461520902832368>
- Eccles, J. S., Adler, T. F., Futterman, R., Geoff, S. B., Kaczala, C. M., Meece, J. L., & Midgley, C. (1983). Expectancies, values, and academic behaviors. In J. T. Spence (Ed.), *Achievement and achievement motivation* (pp. 75–146). San Francisco, CA: Freeman.
- Eccles, J. S., & Wigfield, A. (2002). Motivational beliefs, values, and goals. *Annual Review of Psychology*, 53, 109–132. <http://dx.doi.org/10.1146/annurev.psych.53.100901.135153>
- Festinger, L. (1957). *A theory of cognitive dissonance*. Stanford, CA: Stanford University Press.
- Flansburg, S. (1996). *Math magic*. New York, NY: Harper Perennial.
- Gaspard, H., Dicke, A., Flunger, B., Schreier, B., Häfner, I., Trautwein, U., & Nagengast, B. (2014). More value through greater differentiation: Gender differences in value beliefs about math. *Journal of Educational Psychology*. Advance online publication. <http://dx.doi.org/10.1037/edu0000003>
- Gregory, W. L., Cialdini, R. B., & Carpenter, K. M. (1982). Self-relevant scenarios as mediators of likelihood estimates and compliance: Does imagining make it so? *Journal of Personality and Social Psychology*, 43, 89–99. <http://dx.doi.org/10.1037/0022-3514.43.1.89>
- Harackiewicz, J. M., Canning, E. A., Tibbetts, Y., Giffen, C. J., Blair, S. S., Rouse, D. I., & Hyde, J. S. (2014). Closing the social class achievement gap for first-generation students in undergraduate biology. *Journal of Educational Psychology*, 106, 375–389. <http://dx.doi.org/10.1037/a0034679>
- Harackiewicz, J. M., Rozek, C. S., Hulleman, C. S., & Hyde, J. S. (2012). Helping parents to motivate adolescents in mathematics and science: An experimental test of a utility–value intervention. *Psychological Science*, 23, 899–906. <http://dx.doi.org/10.1177/0956797611435530>
- Harackiewicz, J. M., & Sansone, C. (1991). Goals and intrinsic motivation: You can get there from here. *Advances in Motivation and Achievement*, 7, 21–49.
- Harackiewicz, J. M., Tibbetts, Y., Canning, E. A., & Hyde, J. S. (2014). Harnessing values to promote motivation in education. In S. Karabenick & T. Urden (Eds.), *Motivational interventions, advances in motivation and achievement* (Vol. 18, pp. 71–105). Bingley, United Kingdom: Emerald Group Publishing. <http://dx.doi.org/10.1108/S0749-742320140000018002>
- Harter, S. (2006). The self. In W. Damon & R. M. Lerner (Series Eds.) & N. Eisenberg (Vol. Ed.), *Handbook of child psychology: Social, emotional, and personality development* (Vol. 3, pp. 505–570). New York, NY: Wiley.
- Hidi, S., & Renninger, K. A. (2006). The four-phase model of interest development. *Educational Psychologist*, 41, 111–127. http://dx.doi.org/10.1207/s15326985ep4102_4
- Hulleman, C. S., Durik, A. M., Schweigert, S., & Harackiewicz, J. M. (2008). Task values, achievement goals, and interest: An Integrative analysis. *Journal of Educational Psychology*, 100, 398–416. <http://dx.doi.org/10.1037/0022-0663.100.2.398>
- Hulleman, C. S., Godes, O., Hendricks, B. L., & Harackiewicz, J. M. (2010). Enhancing interest and performance with a utility value intervention. *Journal of Educational Psychology*, 102, 880–895. <http://dx.doi.org/10.1037/a0019506>
- Hulleman, C. S., & Harackiewicz, J. M. (2009). Promoting interest and performance in high school science classes. *Science*, 326, 1410–1412. <http://dx.doi.org/10.1126/science.1177067>

- Husman, J., Derryberry, W., Crowson, H., & Lomax, R. (2004). Instrumentality, task value, and intrinsic motivation: Making sense of their independent interdependence. *Contemporary Educational Psychology, 29*, 63–76. [http://dx.doi.org/10.1016/S0361-476X\(03\)00019-5](http://dx.doi.org/10.1016/S0361-476X(03)00019-5)
- Husman, J., & Lens, W. (1999). The role of the future in student motivation. *Educational Psychologist, 34*, 113–125. http://dx.doi.org/10.1207/s15326985ep3402_4
- Ioannidis, J. P. A. (2005). Contradicted and initially stronger effects in highly cited clinical research. *JAMA: Journal of the American Medical Association, 294*, 218–228. <http://dx.doi.org/10.1001/jama.294.2.218>
- Jacobs, J. E., Lanza, S., Osgood, D. W., Eccles, J. S., & Wigfield, A. (2002). Changes in children's self-competence and values: Gender and domain differences across grades one through twelve. *Child Development, 73*, 509–527. <http://dx.doi.org/10.1111/1467-8624.00421>
- Janis, I. L., & King, B. T. (1954). The influence of role playing on opinion change. *The Journal of Abnormal and Social Psychology, 49*, 211–218. <http://dx.doi.org/10.1037/h0056957>
- Lewin, K. (1947). Group decision and social change. In T. M. Newcomb & E. L. Hartley (Eds.), *Readings in social psychology* (pp. 330–344). New York, NY: Holt.
- Makel, M. C., & Plucker, J. A. (2014). Facts are more important than novelty: Replication in the Education Sciences. *Educational Researcher, 43*, 304–316. <http://dx.doi.org/10.3102/0013189X14545513>
- Mitchell, M. (1993). Situational interest: Its multifaceted structure in the secondary school mathematics classroom. *Journal of Educational Psychology, 85*, 424–436. <http://dx.doi.org/10.1037/0022-0663.85.3.424>
- Pajares, F. (1996). Self-efficacy beliefs in academic settings. *Review of Educational Research, 66*, 543–578. <http://dx.doi.org/10.3102/00346543066004543>
- Pascal, B. (1931). *Pascal's Pensées* (Trans. W. F. Trotter). London, UK: J. M. Dent & Sons. (Original work published 1660)
- Pennebaker, J. W., Booth, R. J., & Francis, M. E. (2007). Linguistic inquiry and word count: LIWC [Computer software]. Austin, TX: LIWC. net.
- Pratkanis, A., & Aronson, E. (1992). *Age of propaganda: The everyday use and abuse of persuasion*. New York, NY: Freeman.
- Preacher, K. J., & Hayes, A. F. (2004). SPSS and SAS procedures for estimating indirect effects in simple mediation models. *Behavior Research Methods, Instruments & Computers, 36*, 717–731. <http://dx.doi.org/10.3758/BF03206553>
- Raved, L., & Assaraf, O. (2011). Attitudes towards science learning among 10th-grade students: A qualitative look. *International Journal of Science Education, 33*, 1219–1243. <http://dx.doi.org/10.1080/09500693.2010.508503>
- Renninger, K. A., & Hidi, S. (2011). Revisiting the conceptualization, measurement, and generation of interest. *Educational Psychologist, 46*, 168–184. <http://dx.doi.org/10.1080/00461520.2011.587723>
- Ritchie, S. J., Wiseman, R., & French, C. C. (2012). Replication, replication, replication. *The Psychologist, 25*, 346–348.
- Ryan, R. M., & Connell, J. P. (1989). Perceived locus of causality and internalization: Examining reasons for acting in two domains. *Journal of Personality and Social Psychology, 57*, 749–761. <http://dx.doi.org/10.1037/0022-3514.57.5.749>
- Schmidt, S. (2009). Shall we really do it again? The powerful concept of replication is neglected in the social sciences. *Review of General Psychology, 13*, 90–100. <http://dx.doi.org/10.1037/a0015108>
- Schooler, J. (2011). Unpublished results hide the decline effect. *Nature, 470*, 437.
- Shechter, O. G., Durik, A. M., Miyamoto, Y., & Harackiewicz, J. M. (2011). The role of utility value in achievement behavior: The importance of culture. *Personality and Social Psychology Bulletin, 37*, 303–317. <http://dx.doi.org/10.1177/0146167210396380>
- Slamecka, N. J., & Graf, P. (1978). The generation effect: Delineation of a phenomenon. *Journal of Experimental Psychology: Human Learning and Memory, 4*, 592–604.
- Smith, J. L. (2006). The interplay among stereotype threat, performance-avoidance goals, and women's math performance expectations. *Sex Roles, 54*, 287–296. <http://dx.doi.org/10.1007/s1199-006-9345-z>
- Stephens, N. M., Hamedani, M. G., & Destin, M. (2014). Closing the social-class achievement gap: A difference-education intervention improves first-generation students' academic performance and all students' college transition. *Psychological Science, 25*, 943–953. <http://dx.doi.org/10.1177/0956797613518349>
- Walton, G. M. (2014). The new science of wise psychological interventions. *Current Directions in Psychological Science, 23*, 73–82. <http://dx.doi.org/10.1177/0963721413512856>
- Walton, G. M., & Cohen, G. L. (2007). A question of belonging: Race, social fit, and achievement. *Journal of Personality and Social Psychology, 92*, 82–96. <http://dx.doi.org/10.1037/0022-3514.92.1.82>
- Walton, G. M., & Cohen, G. L. (2011). A brief social-belonging intervention improves academic and health outcomes of minority students. *Science, 331*, 1447–1451. <http://dx.doi.org/10.1126/science.1198364>

- Watt, H. M. (2004). Development of adolescents' self-perceptions, values, and task perceptions according to gender and domain in 7th-through 11th-grade Australian students. *Child Development, 75*, 1556–1574. <http://dx.doi.org/10.1111/j.1467-8624.2004.00757.x>
- White, R. W. (1959). Motivation reconsidered: The concept of competence. *Psychological Review, 66*, 297–333. <http://dx.doi.org/10.1037/h0040934>
- Wigfield, A., & Cambria, J. (2010). Students' achievement values, goal orientations, and interest: Definitions, development, and relations to achievement outcomes. *Developmental Review, 30*, 1–35. <http://dx.doi.org/10.1016/j.dr.2009.12.001>
- Yeager, D. S., Henderson, M. D., Paunesku, D., Walton, G. M., D'Mello, S., Spitzer, B. J., & Duckworth, A. L. (2014). Boring but important: A self-transcendent purpose for learning fosters academic self-regulation. *Journal of Personality and Social Psychology, 107*, 559–580. <http://dx.doi.org/10.1037/a0037637>
- Yeager, D. S., & Walton, G. M. (2011). Social-psychological interventions in education: They're not magic. *Review of Educational Research, 81*, 267–301. <http://dx.doi.org/10.3102/0034654311405999>

Received November 1, 2014

Revision received April 15, 2015

Accepted April 23, 2015 ■