

# NAEP Year-at-a-Glance 2001

The Nation's  
Report Card



2nd  
edition



The National Assessment of Educational Progress

U.S. Department of Education • Office of Educational Research and Improvement • NCE 2002-487

# 2001 Highlights

Milestone events, meetings, and publication release dates

## January

- 8 Main NAEP (History/Geography) and field test data collections begin
- 16-18 EIAC (Education Information Advisory Committee) meeting and ASAP (Association of State Assessment Programs) meeting, San Antonio, TX
- 17 *NAEP FACTS: NAEP Scoring of Twelfth-Grade Persuasive Writing* (NCES 2000-488) .....
- 17 *FOCUS ON NAEP: How Does NAEP Ensure Consistency in Scoring?* (NCES 2000-490) .....
- 17 *NAEP FACTS: NAEP Scoring of Fourth-Grade Narrative Writing* (NCES 2000-495) .....
- 19-20 Math Steering Committee meeting, Washington, DC
- 22 *NAEP FACTS: NAEP Scoring of Eighth-Grade Informative Writing* (NCES 2000-506) .....
- 24 NVS (NAEP Validity Studies Panel) meeting, Washington, DC
- 26 *NAEP FACTS: Student Subgroup Achievement on the NAEP 1997 Arts Assessment* (NCES 2000-453) .....
- 26 *NAEP FACTS: Student Musical Activities and Achievement in Music: NAEP 1997 Arts Assessment* (NCES 2000-454) .....
- 26 *NAEP FACTS: Frequency of Arts Instruction for Students* (NCES 2000-510) .....



## February


- 1-3 DAC (Design and Analysis Committee) meeting, Washington, DC

## March

- 1-3 NAGB (National Assessment Governing Board) meeting, Coral Gables, FL
- 31 Main NAEP (History/Geography) and field test data collections end

## April

- 2 NAEP State Service Center Planning Committee meeting, Alexandria, VA
- 2 Technology-Based Assessments begin
- 6 *The Nation's Report Card: Fourth-Grade Reading 2000* (NCES 2001-499) .....
- 6 *The Nation's Report Card: Fourth-Grade Reading Highlights 2000* (NCES 2001-513) .....
- 18 NAEP Contractors meeting, Washington, DC
- 19-20 Math Steering Committee meeting, Washington, DC
- 23-26 Math Planning and Technical Committees meeting, Washington, DC
- 24 NAEP State Service Center Planning Committee meeting, Baton Rouge, LA



## May

- 7 Foreign Language Committee meeting, Arlington, VA
- 7-10 EIAC (Education Information Advisory Committee) meeting, Washington, DC
- 7-11 NCES Fellows Program—with special emphasis on NAEP users
- 10-12 NAGB meeting, Annapolis, MD
- 16 NAEP Web Site feedback meeting, 1990 K Street, NW
- 24 NVS (NAEP Validity Studies Panel) meeting, Washington, DC

## June

- 1 Technology-Based Assessments end
- 4-7 Math Steering, Planning, and Technical Committees meeting, Washington, DC
- 5 NAEP Contractors meeting, Baltimore, MD
- 24-27 CCSSO (Council of Chief State School Officers) Large-Scale Assessment Conference, Houston, TX
- 27 EIAC (Education Information Advisory Committee) meeting, Houston, TX
- 27 NAGB meeting, Houston, TX

## July

- 9 NAEP Contractors meeting, Washington, DC
- 12-14 DAC (Design and Analysis Committee) meeting, Princeton, NJ
- 17 NAEP Network meeting, Washington, DC
- 18-20 Workshop on interpretation and use of NAEP data, Washington, DC
- 23 NAEP State Service Center Planning Committee meeting at WESTAT, Rockville, MD
- 24 *The Next Generation of Citizens: NAEP Civics Assessments—1988 and 1998* (NCES 2001-452) .....
- 25 Press pre-briefing workshop for release of *NAEP Mathematics 2000 Report Card*, 1990 K Street, NW
- 26 Association pre-briefing for release of *NAEP Mathematics 2000 Report Card*, 1990 K Street, NW
- 27 Release of *NAEP Mathematics 2000 Report Card* and *NAEP Data Tool*
- 31 *The 1998 High School Transcript Study User's Guide and Technical Report* (NCES 2001-477) .....
- 31 *The 1998 High School Transcript Study Tabulations: Comparative Data on Credits Earned and Demographics for 1998, 1994, 1990, 1987, and 1982 High School Graduates* (NCES 2001-498) .....





## August

- 2 *The Nation's Report Card: Mathematics 2000* (NCES 2001-517) .....
- 2 *The Nation's Report Card: Mathematics Highlights 2000* (NCES 2001-518) .....
- 2 *The Nation's Report Card: State Mathematics 2000 Reports* (NCES 2001-519) .....
- 2-4 NAGB meeting, Arlington, VA
- 8 NAEP Contractors meeting, Washington, DC
- 31 *The NAEP 1998 Technical Report* (NCES 2001-509) .....




## September

- 6 NAEP State Service Center Planning Committee meeting, Alexandria, VA
- 14 *Assessing the Best: NAEP's 1996 Assessment of Twelfth-Graders Taking Advanced Science Courses* (NCES 2001-451) .....
- 19-20 NAEP State Service Center Planning Committee meeting at WESTAT, Rockville, MD
- 21 *NAEP Year-at-a-Glance 2000* (NCES 2001-520) .....
- 28 *NAEP FACTS: Student Jobs and Volunteer Service* (NCES 2001-485) .....
- 28 *NAEP FACTS: Civics: What Do 4th Graders Know, and What Can They Do?* (NCES 2001-460) .....
- 28 *NAEP FACTS: Civics: What Do 8th Graders Know and What Can They Do?* (NCES 2001-462) .....
- 28 *NAEP FACTS: Civics: What Do 12th Graders Know, and What Can They Do?* (NCES 2001-461) .....



## October

- 11-13 DAC (Design and Analysis Committee) meeting, Washington, DC
- 17 NAEP State Service Center Planning Committee meeting at WESTAT, Rockville, MD
- 19 *Impact of Selected Background Variables on Students' NAEP Math Performance* (NCES 2001-11) .....
- 19 *The Effects of Accommodations on the Assessment of LEP Students in NAEP* (NCES 2001-13) .....
- 19 *The Measurement of Home Background Indicators* (NCES 2001-19) .....
- 26 NAEP State Service Center Planning Committee meeting, Baltimore, MD
- 29-11/1 Foreign Language Committee meeting, Princeton, NJ
- 30 Association pre-briefing for Science release, 1990 K Street, NW



## November

- 13 BOTA (National Academy of Science Board on Testing and Assessment) meeting for sponsors, Washington, DC
- 15-17 NAGB meeting, Washington, DC
- 20 Science release Association briefing, 1990 K Street, NW
- 20 *NAEP 2000 Science Highlights* (NCES 2002-452)—first Web-only release of major report .....
- 28 BOTA (National Academy of Science Board on Testing and Assessment) workshop on reporting results for accommodated students, Washington, DC
- 30 NVS (NAEP Validity Studies Panel) meeting, Washington, DC



## December

- 10-13 EIAC (Education Information Advisory Committee) meeting, Rosslyn, VA
- 11 "No Child Left Behind" approved by the Congressional Conference Committee
- 13 "No Child Left Behind" approved by the House of Representatives
- 18 "No Child Left Behind" approved by the Senate

## January 8, 2002

"No Child Left Behind Act of 2001" signed by President George W. Bush

# No Child Left Behind Act of 2001 (Que Ningún Niño Se quede Atrás)

## Important Aspects of *No Child Left Behind* Relevant to NAEP Participation

- Any state wishing to receive a Title 1 grant must include in the state's plan that it submits to the Secretary of Education an assurance that beginning in the 2002-2003 school year, the state will participate in the state-level NAEP in reading and mathematics at grades 4 and 8. The federal government will pay for the administration of these state NAEP assessments. NAEP will conduct national and state assessments at least once every 2 years in reading and mathematics in grades 4 and 8.
- State participation in NAEP other than in the biennial reading and mathematics assessments at grades 4 and 8 is voluntary. No rewards or sanctions to states, local education agencies, or schools will be based on state NAEP results. Participation in NAEP is not a substitute for the state's own assessment of all students in grades 3 through 8 in reading and mathematics called for by "No Child Left Behind."
- Likewise, local education agencies receiving Title 1 subgrants must include an assurance in their Title 1 plans that they submit to the state that they will participate in biennial state NAEP assessments of grades 4 and 8 reading and mathematics if they are selected for the NAEP sample. Otherwise, participation in other NAEP assessments is voluntary for students, schools, and local education agencies.
- Parents and members of the public shall have access to all assessment data, questions, and assessment instruments in a secure setting. Parents of children selected to participate in NAEP must be informed before the administration of the assessment that their child may be excused from participating and is not required to complete the assessment or to answer any question.

---

The exact wording of the legislation reauthorizing the Elementary and Secondary Education Act (ESEA), called the *No Child Left Behind Act of 2001*, cited above, can be found in HR1 Title I, Part A, Sec. 1111 and in HR1 Title VI, Part A, available on the Web at <http://thomas.loc.gov> or <http://edworkforce.house.gov>.



# NAEP Assessments – 2001

## Tally of booklets, items, and responses, by subject



### US History

- 32,696 – Total number of student booklets processed
- 28,773 – Number of public school students
- 3,923 – Number of private school students
- 106 – Number of discrete constructed-response items administered
- 399,174 – Number of responses scored
- 48,573 – Number of additional responses scored from previous assessments (for 68 trend items)
- 447,747 – Total number of constructed responses scored

### Geography

- 27,444 – Total number of student booklets processed
- 24,112 – Number of public school students
- 3,332 – Number of private school students
- 89 – Number of discrete constructed-response items administered
- 381,477 – Number of responses scored
- 38,680 – Number of additional responses scored from previous assessments (for 53 trend items)
- 420,157 – Total number of constructed responses scored



### Total Main Assessment

- 60,140 – Total number of student booklets processed
- 52,885 – Number of public school students
- 7,255 – Number of private school students
- 195 – Number of discrete constructed-response items administered
- 780,651 – Number of responses scored
- 87,253 – Number of additional responses scored from previous assessments (for 121 trend items)
- 867,904 – Total number of constructed responses scored

# NAEP Assessments – 2001

## Tally of students, sessions, and schools, by grade



### NAEP Assessed Grade 4 Samples of:

7,779 – Students in Geography

7,893 – Students in History

817 – Sessions in 276 Public Schools and  
89 Private Schools (365 total schools)  
in Geography and History

To accurately represent the academic performance of 4,104,300 fourth-graders in 81,000 public and private schools across the nation



### NAEP Assessed Grade 8 Samples of:

10,037 – Students in Geography

12,697 – Students in History

1,182 – Sessions in 259 Public Schools and  
110 Private Schools (369 total schools)  
in Geography and History

To accurately represent the academic performance of 3,920,800 eighth-graders in 51,000 public and private schools across the nation



### NAEP Assessed Grade 12 Samples of:

9,660 – Students in Geography

12,135 – Students in History

1,388 – Sessions in 311 Public Schools and  
63 Private Schools (374 total schools)  
in Geography and History

To accurately represent the academic performance of 3,224,360 twelfth-graders in 33,000 public and private schools across the nation



### Total Samples, Grades 4, 8, & 12

27,476 – Students in Geography

32,725 – Students in History

3,387 – Sessions in 846 Public Schools and  
262 Private Schools (1,108 total schools)  
in Geography and History

# NAEP Web Site

The screenshot shows the homepage of the National Assessment of Educational Progress (NAEP) website. The browser window title is "The Nation's Report Card". The address bar shows "http://nces.ed.gov/nationsreportcard/". The page features a navigation menu with links for "HELP", "SITE MAP", "CONTACT US", "GLOSSARY", and "NEWSFLASH". Below this, there are tabs for "NAEP QUESTIONS", "NAEP DATA", "STATE PROFILES", and "PUBLICATIONS". The main heading reads "National Assessment of Educational Progress (NAEP) THE NATION'S REPORT CARD". A prominent banner for "2000 Science Assessment Results" is displayed, stating "NOW AVAILABLE" and "Results from the national and state science assessments are available in a number of forms." On the left, there is a sidebar with "ABOUT NAEP..." and "SUBJECT AREAS..." sections. At the bottom, there are sections for "STAT of the WEEK" and "NEW & NOTEWORTHY".

This screenshot shows the "State Profiles" section of the NAEP website. It features a map of the United States with state abbreviations. A search box is present with the text "Select from the list or click on the map to see a jurisdiction's profile." Below the map, there are checkboxes for "View state publications maps in NAEP".

This screenshot shows the "NAEP Data" section. It provides information about the NAEP Data Tool, including a search option and a link to "Learn how to get the most out of the NAEP Data Tool by using the NAEP Data Tool". It also mentions that data for the 1997 Arts assessment, 1996 Long-Term Trend assessment, and the 1996 Long-Term Trend assessment are only available in PDF format.

This screenshot shows the "NAEP Questions" section. It describes the NAEP Questions Tool, which provides access to NAEP questions, student responses, and scoring guides. It includes a search option and a link to "Learn how to get the most out of the NAEP Questions Tool by using the NAEP Questions Tool".

Monthly Visits to NAEP Web Site

