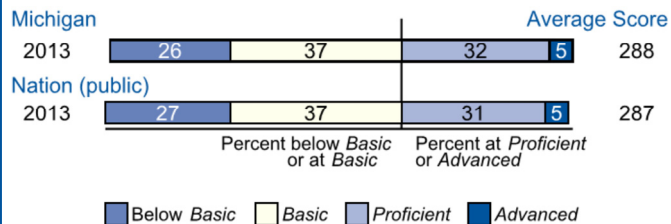


Overall Results

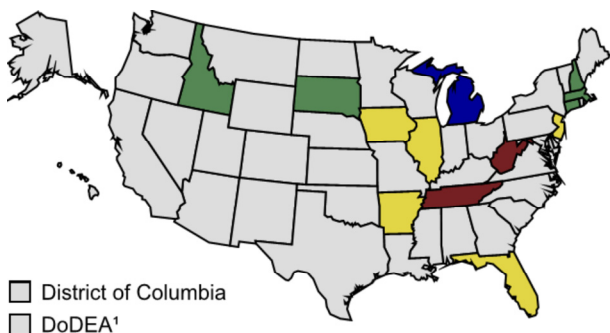
- In 2013, the average score of twelfth-grade students in Michigan was 288. This was not significantly different from the average score of 287 for public school students in the nation.
- The percentage of students in Michigan who performed at or above the NAEP *Proficient* level was 37 percent in 2013. This percentage was not significantly different from the nation (36 percent).
- The percentage of students in Michigan who performed at or above the NAEP *Basic* level was 74 percent in 2013. This percentage was not significantly different from the nation (73 percent).

Achievement-Level Percentages and Average Score Results



NOTE: Detail may not sum to totals because of rounding.

Compare the Average Score in 2013 to Other States/Jurisdictions

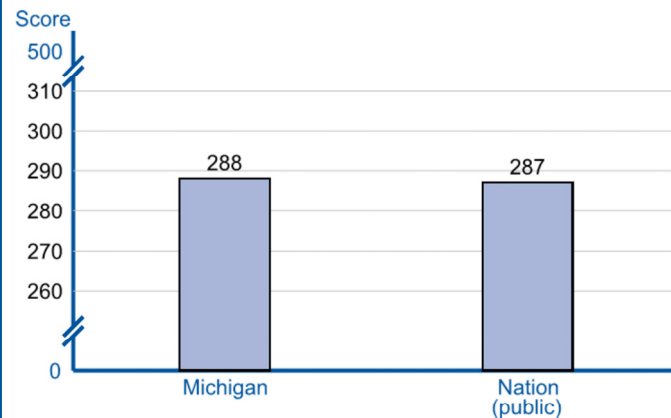


¹ Department of Defense Education Activity (overseas and domestic schools).

In 2013, the average score in **Michigan** (288) was

- lower than those in 5 states/jurisdictions
- higher than those in 2 states/jurisdictions
- not significantly different from those in 5 states/jurisdictions

Average Scores for State/Jurisdiction and Nation (public)



Results for Student Groups in 2013

Reporting Groups	Percent of students	Avg. score	Percentages at or above		Percent at Advanced
			Basic	Proficient	
Race/Ethnicity					
White	76	293	80	42	6
Black	14	262	48	12	#
Hispanic	5	276	66	22	1
Asian	3	296	78	53	12
American Indian/Alaska Native	1	‡	‡	‡	‡
Native Hawaiian/Pacific Islander	#	‡	‡	‡	‡
Two or more races	1	‡	‡	‡	‡
Gender					
Male	50	282	69	32	4
Female	50	294	80	43	6

Rounds to zero. ‡ Reporting standards not met.

NOTE: Detail may not sum to totals because of rounding. Black includes African American and Hispanic includes Latino. Race categories exclude Hispanic origin.

Score Gaps for Student Groups

- In 2013, Black students had an average score that was 31 points lower than White students. This performance gap was not significantly different from the nation (29 points).
- In 2013, Hispanic students had an average score that was 18 points lower than White students. This performance gap was not significantly different from the nation (21 points).
- In 2013, female students in Michigan had an average score that was higher than male students by 12 points.