

DEPARTMENT OF THE INTERIOR
BUREAU OF EDUCATION

BULLETIN, 1924, No. 20

STATISTICS OF UNIVERSITIES, COLLEGES
AND PROFESSIONAL SCHOOLS
1921-22

PREPARED BY THE STATISTICAL DIVISION
OF THE BUREAU OF EDUCATION

Under the direction of
FRANK M. PHILLIPS
Chief of the Division

[Advance Sheets from the Biennial Survey of Education
in the United States, 1920-1922]



WASHINGTON
GOVERNMENT PRINTING OFFICE
1924

ADDITIONAL COPIES
OF THIS PUBLICATION MAY BE PROCURED FROM
THE SUPERINTENDENT OF DOCUMENTS
GOVERNMENT PRINTING OFFICE
WASHINGTON, D. C.
AT
20 CENTS PER COPY

STATISTICS OF UNIVERSITIES, COLLEGES, AND PROFESSIONAL SCHOOLS, 1921-22

CONTENTS.—INSTITUTIONS REPORTING—PROFESSORS AND INSTRUCTORS—STUDENTS—DEGREES—PROPERTY—RECEIPTS—COMPARATIVE STATISTICS—STATISTICAL TABLES

INSTITUTIONS REPORTING

This report presents the statistics of 780 universities, colleges, and professional schools for the school year 1921-22. Of this number, 119 institutions are under public control and 661 under private control. One hundred and sixteen are independent professional schools. There are 121 schools of theology, 117 schools of law, 80 schools of medicine, 44 schools of dentistry, 60 schools of pharmacy, and 16 schools of veterinary medicine.

PROFESSORS AND INSTRUCTORS

The total number of men who are professors and instructors in both public and private schools is 39,393, and the total number of women is 10,445, making a total of both men and women of 49,838. In the institutions under public control 13,887 professors and instructors are men and 3,070 are women. In the privately controlled schools there are 25,506 men and 7,375 women classed as professors and instructors. This makes a total of 16,965 professors and instructors for the schools under public control and 32,881 under private control.

STUDENTS

In all the institutions 618,555 students were enrolled, including 402,036 men and 216,519 women. Of these, 45,782 men and 21,867 women were in preparatory departments; 254,514 men and 160,292 women, in collegiate departments; 15,046 men and 7,970 women, in graduate departments; 70,618 men and 5,064 women, in professional departments, and 26,496 men and 29,453 women were registered as unclassified or special students. The schools of theology enrolled 8,430 students; the schools of law 29,011 students; the schools of medicine, 17,522 students; the schools of dentistry, 11,790 students; the schools of pharmacy, 8,213 students; and the schools of veterinary medicine, 716 students. The engineering schools enrolled 56,649 students. The public institutions enrolled 149,194 men and 71,329

women, and the private institutions 252,842 men and 145,190 women. In addition to the figures given above, 148,063 students attended summer schools; 5,264 students were enrolled for the short winter courses; and 114,444 students were registered in extension and correspondence courses.

DEGREES

The universities and colleges in 1921-22 conferred 29,296 baccalaureate degrees on men and 18,558 on women. These institutions and the professional schools also conferred 5,445 graduate degrees on men and 1,882 on women. The professional schools conferred 12,019 first degrees, distributed as follows: Schools of theology, 764; schools of law, 5,068; schools of medicine, 2,598; schools of dentistry, 1,619; schools of pharmacy, 1,854; and schools of veterinary medicine, 116. Altogether, 1,082 honorary degrees were conferred. Included in the graduate degrees mentioned above there were 883 Ph.D. degrees, 770 being conferred on men and 113 on women.

PROPERTY

The property of universities, colleges, and professional schools consists of grounds, buildings, productive funds, libraries, scientific apparatus, machinery, and furniture. The value of the grounds in 1921-22 was estimated at \$146,853,773; that of buildings, at \$522,224,785; that of dormitories included in buildings, at \$92,885,616; and that of the libraries, scientific apparatus, machinery, and furniture, at \$140,900,406. The productive funds aggregated \$699,213,452. The total amount of benefactions received during the year was \$77,400,756. The total number of volumes in the libraries of universities, colleges, and professional schools was 29,870,601.

RECEIPTS

The total receipts of universities, colleges, and professional schools for 1921-22 were \$272,815,703, if the amount added to endowment funds is excluded, and they aggregate \$326,535,304 if endowments are included. This total amount was received from the following sources: \$64,296,212 from student fees; \$6,690,528 from rent of rooms; \$22,307,937 from charges made for board; \$34,515,843 from the income of productive funds; \$13,528,671 from the State or city for the increase of plant; \$65,009,045 from the State or city for current expenses; \$15,246,367 from the United States Government; \$13,596,951 from private benefactions for the increase of plant; \$53,719,601 from private benefactions for endowment; \$10,084,204 from private benefactions for current expenses; and \$27,539,945 from all other sources. The total income of the public institutions was \$129,190,955 and that of the private institutions, \$197,344,349, including endowments.

COMPARATIVE STATISTICS

Table 1 and the graphs and diagrams which follow show changes that have taken place in the enrollment and in the faculties of universities, colleges, and professional schools reporting to this bureau since 1890, and a distribution of the 780 such schools reporting in 1922, according to the number of students enrolled, according to size of library, and according to value of endowment.

Within the past two years the total number of students enrolled in colleges, universities, and professional schools has increased from 521,754 to 618,555; the number of instructors from 42,882 to 49,838; the number of baccalaureate degrees conferred from 38,552 to 47,854; the number of first professional degrees from 8,774 to 12,053; and the number of graduate degrees conferred from 4,853 to 7,332.

During this two-year period the amount of productive funds in these institutions increased from \$556,350,145 to \$699,213,452, and the total annual receipts from \$240,141,994 to \$326,535,304. There is an increase in student fees for educational purposes from \$40,103,503 in 1920 to \$64,296,212 in 1922.

TABLE 1.—Review of statistics of universities, colleges, and professional schools, by decades, 1890-1920, and for 1922

| Items | 1890 | 1900 | 1910 | 1920 | 1922 |
|-----------------------------------|--------|---------|---------|---------|---------|
| PROFESSORS AND INSTRUCTORS | | | | | |
| Preparatory departments: | | | | | |
| Men..... | | 2,572 | 2,807 | 2,714 | 2,902 |
| Women..... | | 1,506 | 1,741 | 1,568 | 1,731 |
| Total..... | 2,803 | 4,078 | 4,548 | 4,282 | 4,633 |
| Collegiate departments: | | | | | |
| Men..... | | 9,014 | 14,051 | 21,644 | 25,685 |
| Women..... | | 2,205 | 3,230 | 6,469 | 7,424 |
| Total..... | 6,198 | 11,219 | 17,281 | 28,113 | 33,109 |
| Professional departments: | | | | | |
| Men..... | | | 12,886 | 10,603 | 11,905 |
| Women..... | | | 399 | 312 | 351 |
| Total..... | 3,995 | 8,277 | 13,285 | 10,915 | 12,256 |
| Total, excluding duplicates: | | | | | |
| Men..... | 10,676 | 18,343 | 28,477 | 34,111 | 39,393 |
| Women..... | 2,889 | 3,791 | 5,154 | 8,771 | 10,445 |
| Total..... | 13,565 | 22,134 | 33,631 | 42,882 | 49,838 |
| STUDENTS | | | | | |
| Preparatory departments: | | | | | |
| Men..... | 29,530 | 34,814 | 42,616 | 38,398 | 45,782 |
| Women..... | 22,219 | 21,471 | 23,426 | 20,911 | 21,867 |
| Total..... | 51,749 | 56,285 | 66,042 | 59,309 | 67,649 |
| Collegiate departments: | | | | | |
| Men..... | 44,650 | 68,047 | 113,074 | 212,405 | 254,514 |
| Women..... | 20,624 | 36,051 | 61,139 | 128,677 | 160,292 |
| Total..... | 65,274 | 104,098 | 174,213 | 341,082 | 414,806 |

¹ Includes 982 men and 1,239 women teaching in other departments.

² Includes 1,010 men and 1,241 women teaching in other departments.

TABLE 1.—Review of statistics of universities, colleges, and professional schools, by decades, 1890-1920, and for 1922—Continued

| Items | 1890 | 1900 | 1910 | 1920 | 1922 |
|--|---------|---------|---------|---------|---------|
| STUDENTS—continued | | | | | |
| Graduate departments: | | | | | |
| Men..... | 1,973 | 4,112 | 6,504 | 9,837 | 15,046 |
| Women..... | 409 | 1,719 | 2,866 | 5,775 | 7,970 |
| Total..... | 2,382 | 5,831 | 9,370 | 15,612 | 23,016 |
| Professional departments: † | | | | | |
| Men..... | 32,034 | 55,926 | 65,569 | 53,295 | 70,618 |
| Women..... | 977 | 2,144 | 5,688 | 3,836 | 5,064 |
| Total..... | 33,011 | 58,070 | 71,257 | 67,131 | 75,682 |
| Total number, excluding duplicates: | | | | | |
| Men..... | 119,860 | 162,899 | 227,995 | 334,226 | 402,036 |
| Women..... | 53,831 | 61,385 | 104,701 | 187,528 | 216,519 |
| Total..... | 173,691 | 224,284 | 332,696 | 521,754 | 618,555 |
| Students in certain engineering courses: | | | | | |
| General engineering..... | | | | 10,231 | 9,717 |
| Civil engineering..... | 1,195 | 3,140 | 7,889 | 8,859 | 9,975 |
| Mechanical engineering..... | | 4,459 | 6,377 | 11,789 | 12,718 |
| Electrical engineering..... | | 2,555 | 5,450 | 9,469 | 13,009 |
| Mining engineering..... | | 1,261 | 2,656 | 3,048 | 3,372 |
| Chemical engineering..... | | | 869 | 5,743 | 5,795 |
| DEGREES CONFERRED | | | | | |
| Baccalaureate: | | | | | |
| Men..... | | 9,547 | 15,267 | 23,272 | 29,296 |
| Women..... | | 4,471 | 7,420 | 15,280 | 18,558 |
| Total..... | 6,853 | 14,018 | 22,687 | 38,552 | 47,854 |
| Professional: ‡ | | | | | |
| Men..... | | | | 8,272 | 11,339 |
| Women..... | | | | 502 | 680 |
| Total..... | 8,686 | 13,392 | 14,512 | 8,774 | 12,019 |
| Graduate: | | | | | |
| Men..... | | 1,628 | 1,939 | 3,457 | 5,445 |
| Women..... | | 324 | 602 | 1,396 | 1,882 |
| Total..... | 1,135 | 1,952 | 2,541 | 4,853 | 7,327 |
| Honorary..... | | | | | |
| | 735 | 702 | 679 | 989 | 1,082 |
| Ph. D. degree, on examination: | | | | | |
| Men..... | | 332 | 365 | 439 | 770 |
| Women..... | | 20 | 44 | 93 | 113 |
| Total..... | 126 | 342 | 409 | 532 | 883 |

† Includes students in theology, law, medicine, dentistry, pharmacy, and veterinary medicine.

‡ Includes 27,533 men and 38,326 women in other departments.

§ Includes 26,496 men and 29,453 women in other departments.

¶ First degrees in theology, law, medicine, dentistry, pharmacy, and veterinary medicine.

An attempt is made in Figure 1 to show growth in the number of college students enrolled from 1890 to 1922. For comparative purposes the graph contains curves showing growth in the population of the United States; growth in the enrollment of students carrying college courses; and growth in the enrollment in all types of secondary schools upon a percentage basis, the enumeration and enrollments for 1890 being taken as bases. The growth in college enrollment has been about 4.7 times as fast as growth in the general population, while it has been a little less than one-half as great as

growth in secondary enrollment. The growth in secondary school enrollment has been about 1.8 times as rapid as growth in college enrollment, and 8.3 times as rapid as growth in the general population.

As the basic work of the colleges is generally in secondary schools, this rapid increase in secondary school enrollment should be very

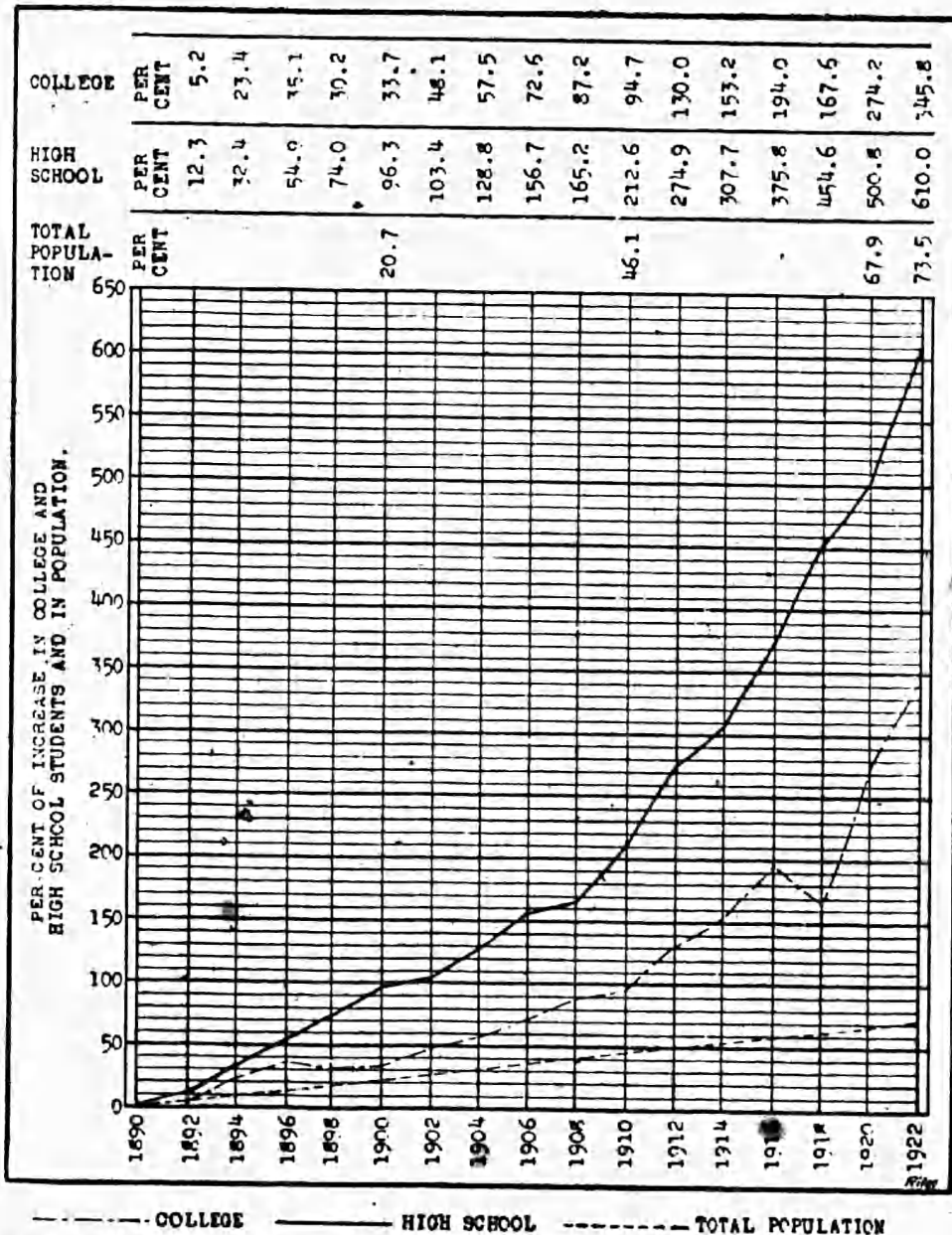


FIG. 1.—Percentages showing the comparative rates of increase in the total population, the total enrollment in public and private high schools and preparatory departments of universities and colleges, and the total number of students (excluding preparatory students) in universities, colleges, and professional schools, from 1890 to 1922

encouraging to the colleges. This increase in secondary school enrollment, however, can not be expected to continue indefinitely; in fact, the curve seems to break in 1920. On the other hand, the drop in the college curve in 1918, caused no doubt by the war, has

been recovered by 1920 and there seems to be an added impetus to the curve in 1922. This extra increase for 1922 in college enrollment may be only taking care of those who dropped out of college in 1918, and may be caused partly by the efforts of the United States Government to reeducate those who were disabled during the war. At any rate, the college curve is still rising.

Figure 2 shows the percentage distribution of the total college enrollment into the various groups from 1890 to 1922. During this

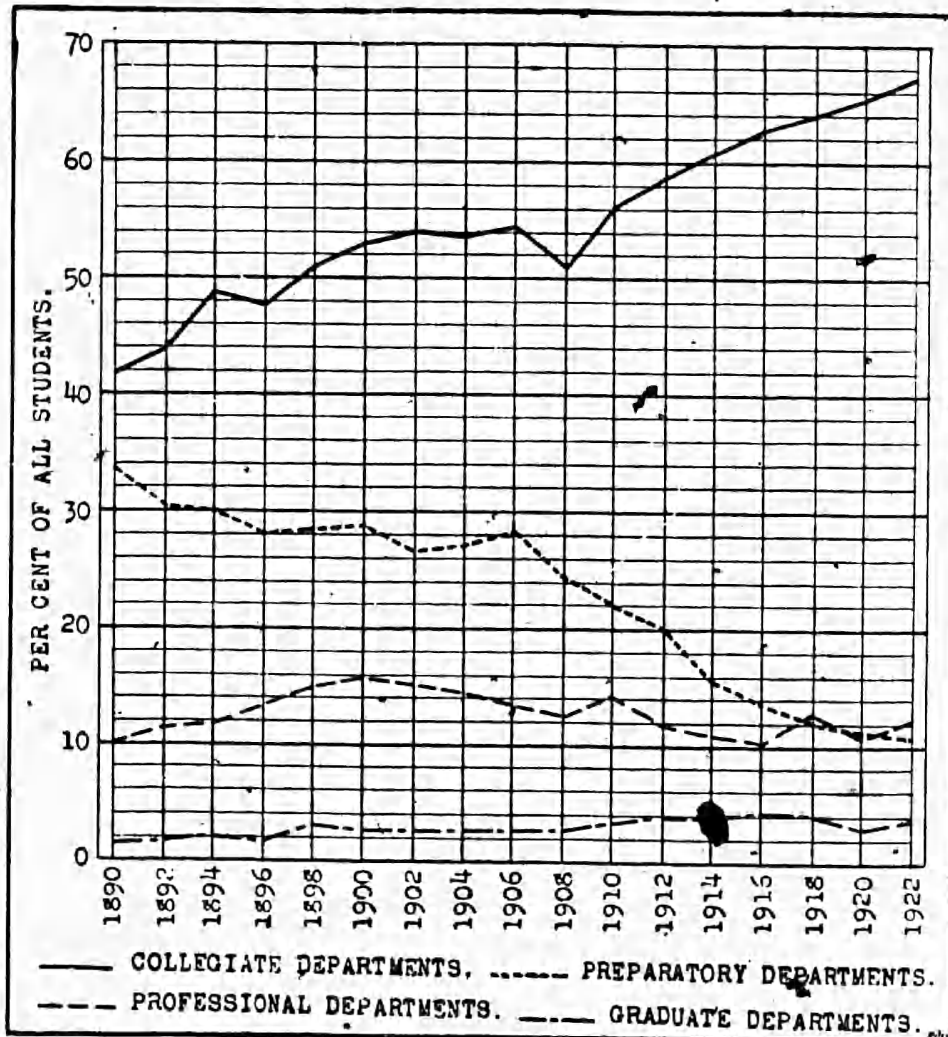


FIG. 2.—Percentages of all students in the various departments in universities, colleges, and professional schools, 1890 to 1922

period there was a gradual decline in the percentage of students enrolled in the college preparatory schools and a general increase in the percentage of students enrolled in the collegiate departments. The percentage of enrollment in professional schools has fluctuated during this period, while that for graduate departments has slowly increased.

In Figure 3 is shown a percentage distribution of men and of women on the faculties of the universities, colleges, and professional schools by two-year periods from 1890 to 1922.

In Figure 4 there is shown a distribution of the 780 universities, colleges, and professional schools reporting to the bureau in 1922, according to the number of students enrolled. The modal size is of fewer than 200 students. Each of one-half of the colleges has an enrollment of about 300 students. On the other hand, each of one-twelfth of these institutions has an enrollment of more than 2,000 students.

Figure 5 shows a distribution of 780 universities, colleges, and professional schools according to the size of library in 1922. Each

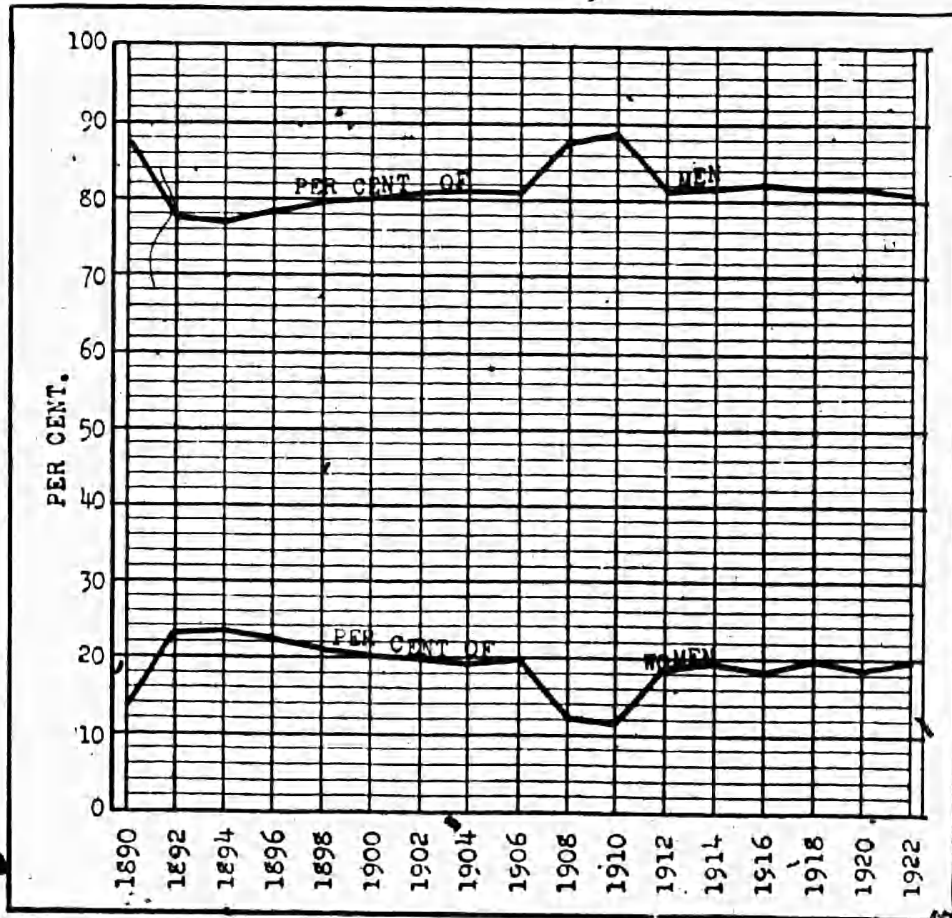


FIG. 3.—Percentage of men and women instructors in universities, colleges, and professional schools, 1890 to 1922

of about one-third of these institutions has a library of fewer than 10,000 volumes; each of about three-fifths has a library of fewer than 20,000 volumes; 19 of these institutions have libraries consisting of more than 210,000 volumes each.

Figure 6 shows the distribution of these institutions arrayed according to size of endowment. One-third of the institutions report no endowment; another third report an endowment of less than \$400,000 each; 121 institutions report an endowment of more than \$1,000,000 each.

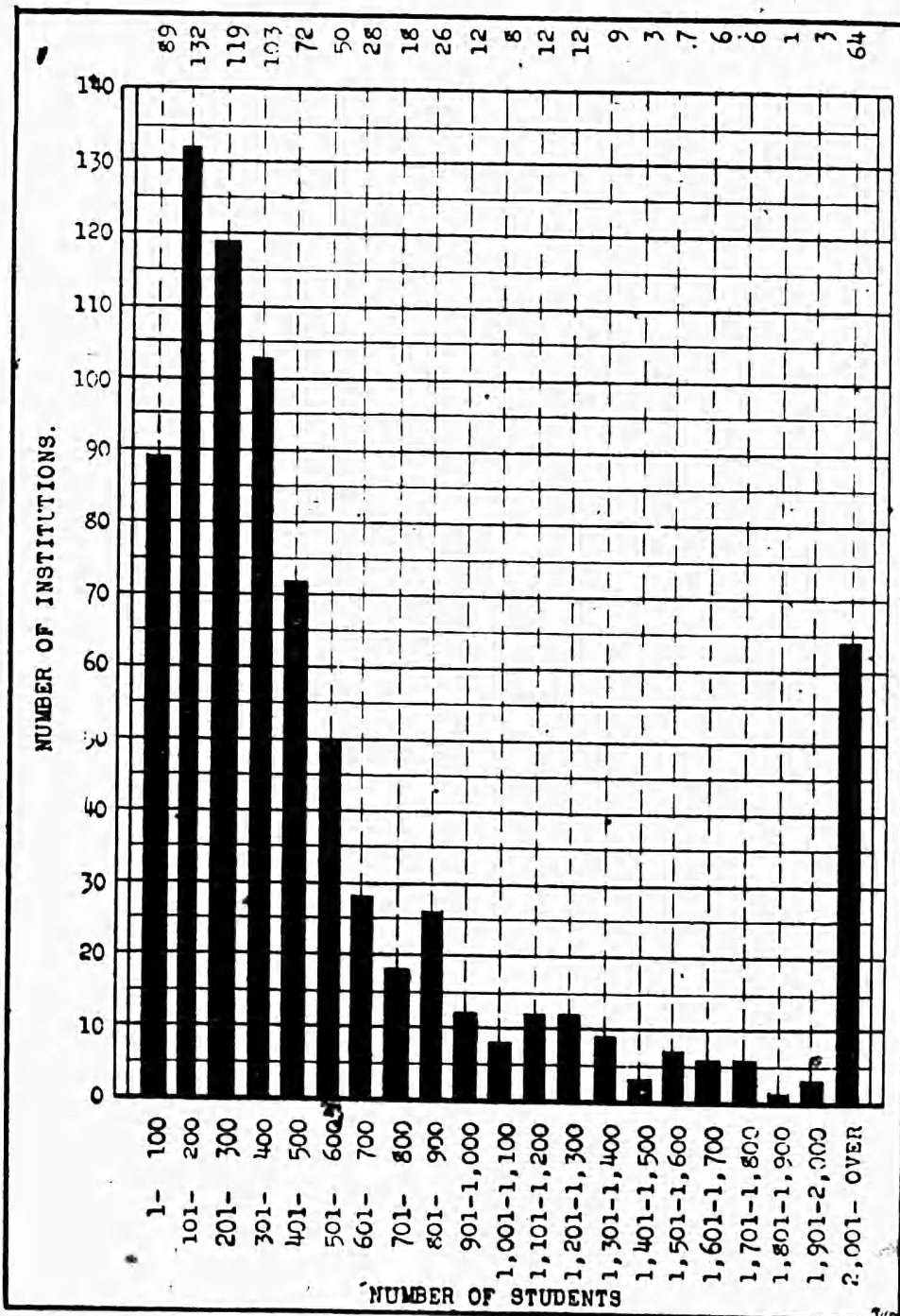


FIG. 4.—Distribution of 780 universities, colleges, and professional schools according to the total number of students enrolled, 1921-22

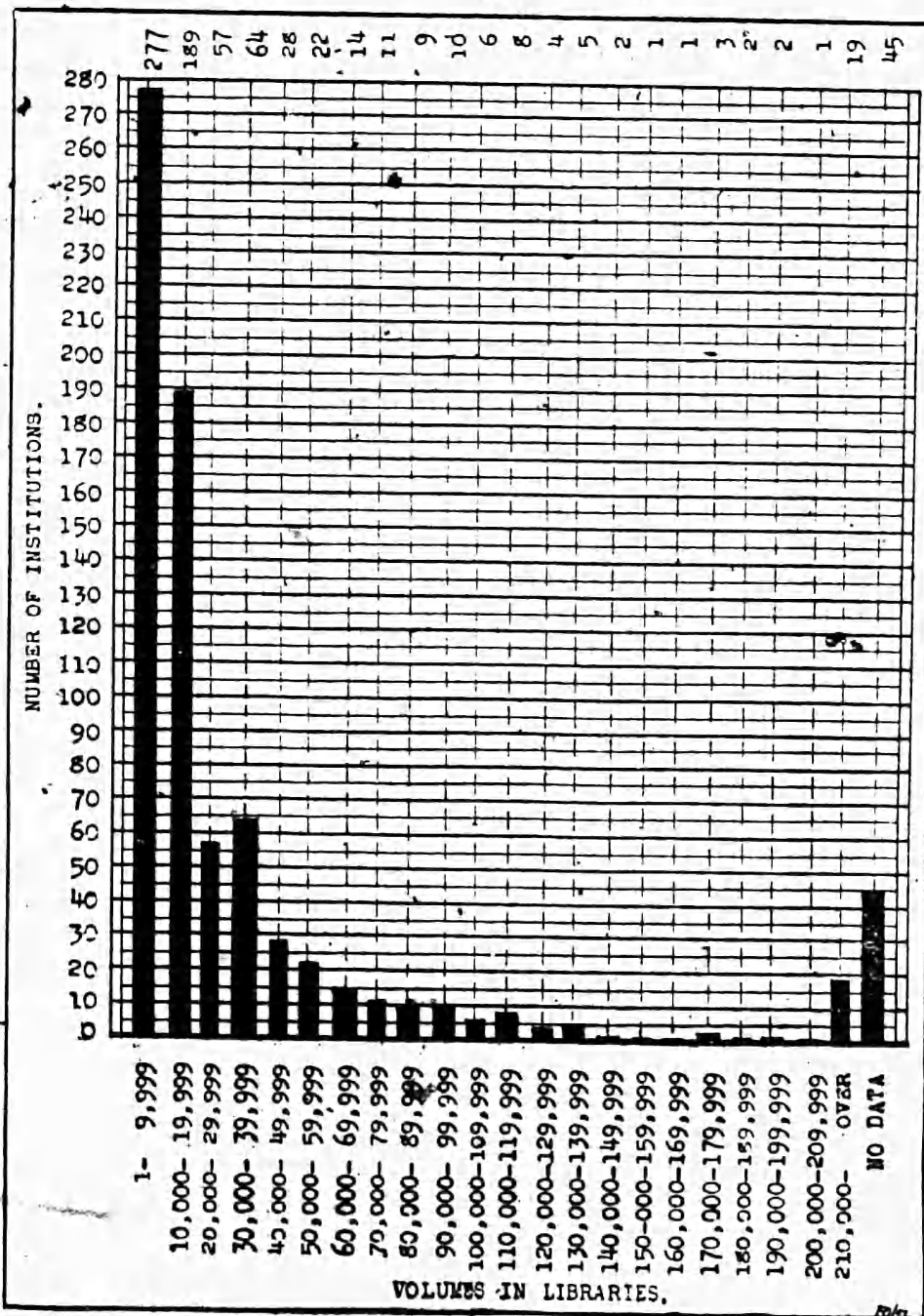


FIG. 5.—Distribution of 780 universities, colleges, and professional schools, according to the number of volumes in the library, 1921-22

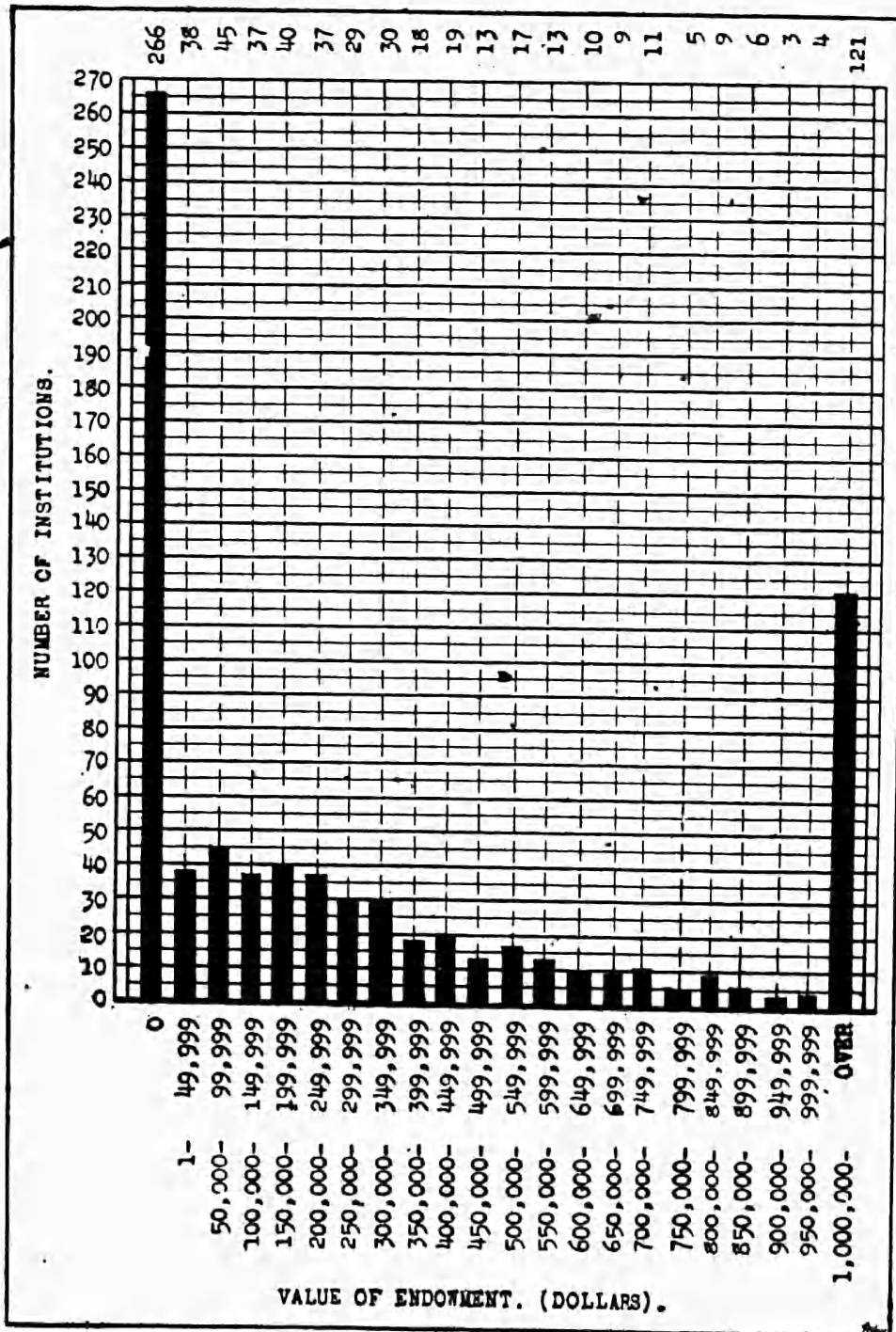


FIG. 6.—Distribution of 780 universities, colleges, and professional schools according to the amount of endowment funds, 1921-22

STATISTICAL TABLES

The pages following present tabulations of the data gathered from the 780 universities, colleges, and professional schools reporting to the bureau for the school year 1921-22.

TABLE 2.—Number of collegiate and resident graduate students in universities and colleges from 1889-90 to 1921-22

| Year | Men | Women | Year | Men | Women |
|-----------|--------|--------|---------|---------|---------|
| 1889-90 | 44,026 | 20,874 | 1904-5 | 92,161 | 45,562 |
| 1890-91 | 46,220 | 22,036 | 1905-6 | 97,738 | 50,826 |
| 1891-92 | 51,163 | 23,385 | 1906-7 | 96,575 | 53,125 |
| 1892-93 | 55,305 | 24,632 | 1907-8 | 106,945 | 54,815 |
| 1893-94 | 59,814 | 28,657 | 1908-9 | 119,480 | 62,997 |
| 1894-95 | 62,053 | 29,739 | 1909-10 | 139,578 | 64,005 |
| 1895-96 | 65,143 | 32,244 | 1910-11 | 119,026 | 64,546 |
| 1896-97 | 64,662 | 32,472 | 1911-12 | 125,750 | 72,703 |
| 1897-98 | 67,018 | 34,040 | 1912-13 | 128,644 | 73,587 |
| 1898-99 | 67,505 | 35,746 | 1913-14 | 139,373 | 77,120 |
| 1899-1900 | 72,159 | 37,770 | 1914-15 | 152,307 | 84,861 |
| 1900-1901 | 75,472 | 38,900 | 1915-16 | 164,075 | 95,436 |
| 1901-2 | 78,133 | 40,569 | 1917-18 | 142,768 | 111,345 |
| 1902-3 | 82,394 | 42,731 | 1919-20 | 222,242 | 134,452 |
| 1903-4 | 86,006 | 42,057 | 1921-22 | 269,560 | 168,262 |

TABLE 3.—Institutions conferring the Ph. D. degree on examination in 1922

| States | Institutions | Men | Women |
|----------------------|---|-----|-------|
| Arizona | University of Arizona | 1 | 0 |
| California | University of California | 29 | 4 |
| Do | California Institute of Technology | 2 | 0 |
| Do | Leland Stanford Junior University | 9 | 0 |
| Connecticut | Yale University | 31 | 8 |
| District of Columbia | American University | 3 | 1 |
| Do | Catholic University of America | 16 | 7 |
| Do | Georgetown University | 2 | 0 |
| Do | George Washington University | 10 | 1 |
| Illinois | De Paul University | 0 | 1 |
| Do | University of Chicago | 88 | 8 |
| Do | Northwestern University | 8 | 2 |
| Do | University of Illinois | 30 | 2 |
| Indiana | Indiana University | 5 | 0 |
| Iowa | Iowa State College of Agriculture and Mechanic Arts | 2 | 0 |
| Do | State University of Iowa | 20 | 3 |
| Maryland | Johns Hopkins University | 32 | 4 |
| Massachusetts | Massachusetts Agricultural College | 1 | 0 |
| Do | Boston University | 2 | 0 |
| Do | Harvard University | 166 | 0 |
| Do | Massachusetts Institute of Technology | 4 | 1 |
| Do | Radcliffe College | 0 | 7 |
| Do | Clark University | 6 | 3 |
| Michigan | University of Michigan | 23 | 5 |
| Minnesota | University of Minnesota | 18 | 8 |
| Missouri | University of Missouri | 4 | 0 |
| Do | Washington University | 2 | 0 |
| Nebraska | University of Nebraska | 2 | 0 |
| New Jersey | Rutgers College | 4 | 0 |
| Do | Princeton University | 17 | 0 |
| New York | Cornell University | 43 | 4 |
| Do | Columbia University | 60 | 21 |
| Do | Fordham University | 9 | 8 |
| Do | New York University | 6 | 1 |
| Do | Syracuse University | 0 | 1 |
| North Carolina | University of North Carolina | 1 | 0 |
| Ohio | University of Cincinnati | 5 | 1 |
| Do | Ohio State University | 13 | 0 |
| Do | University of Dayton | 1 | 0 |
| Pennsylvania | Moravian College | 1 | 0 |
| Do | Bryn Mawr College | 0 | 8 |
| Do | Grove City College | 1 | 0 |
| Do | Dropsie College | 2 | 0 |
| Do | University of Pennsylvania | 24 | 4 |
| Do | Carnegie Institute of Technology | 1 | 0 |
| Do | University of Pittsburgh | 7 | 0 |
| Rhode Island | Brown University | 5 | 1 |
| Texas | Rice Institute | 1 | 0 |
| Virginia | University of Virginia | 4 | 0 |
| Washington | University of Washington | 2 | 1 |
| Wisconsin | University of Wisconsin | 48 | 4 |
| | Total | 770 | 113 |

BENEFACTIONS

The aggregate of gifts and bequests—excluding grants by the United States, different States, and municipalities—reported for the year 1921-22 was \$77,400,756. Of this amount, \$13,596,951 was for increase of plant, \$10,084,204 for current expenses, and \$53,719,601 for endowment. One hundred and five universities, colleges, and professional schools reported gifts above \$100,000 received during 1921-22, amounting to \$65,964,058.

TABLE 4.—Benefactions

| States | Institutions | Amount |
|----------------------|---------------------------------------|-------------|
| California | University of California | \$1,769,205 |
| Do. | Pomona College | 221,264 |
| Do. | California School of Christianity | 284,121 |
| Do. | Occidental College | 131,000 |
| Do. | California Institute of Technology | 4,586,122 |
| Do. | University of Redlands | 185,740 |
| Do. | Leland Stanford Junior University | 440,593 |
| Do. | Whittier College | 229,133 |
| Colorado | University of Denver | 119,688 |
| Connecticut | Trinity College | 216,538 |
| Do. | Wesleyan University | 749,400 |
| Do. | Yale University | 9,414,431 |
| District of Columbia | Catholic University of America | 222,201 |
| Georgia | Mercer University | 145,005 |
| Illinois | University of Chicago | 329,731 |
| Do. | Northwestern University | 259,171 |
| Do. | Illinois College | 239,960 |
| Do. | Monmouth College | 143,308 |
| Do. | Northwestern College | 121,618 |
| Indiana | Franklin College | 103,855 |
| Do. | De Pauw University | 108,928 |
| Do. | Notre Dame University | 119,367 |
| Do. | Oakland City College | 300,000 |
| Iowa | Luther College | 164,949 |
| Do. | Des Moines University | 187,037 |
| Do. | Grinnell College | 133,706 |
| Do. | Morningside College | 156,336 |
| Kentucky | Berea College | 112,399 |
| Do. | Centre College | 121,330 |
| Do. | Southern Baptist Theological Seminary | 106,000 |
| Louisiana | Loyola University | 150,000 |
| Do. | Tulane University of Louisiana | 494,791 |
| Do. | Louisiana College | 126,362 |
| Maine | Bowdoin College | 111,794 |
| Do. | Colby College | 141,040 |
| Maryland | Johns Hopkins University | 9,303,363 |
| Massachusetts | Amherst College | 1,603,506 |
| Do. | Boston University | 196,819 |
| Do. | Simmons College | 108,963 |
| Do. | Harvard University | 5,212,114 |
| Do. | Massachusetts Institute of Technology | 961,936 |
| Do. | Radcliffe College | 250,000 |
| Do. | Boston College | 224,602 |
| Do. | Smith College | 3,231,824 |
| Do. | Mount Holyoke College | 362,706 |
| Do. | Wellesley College | 1,292,588 |
| Do. | Williams College | 1,140,231 |
| Do. | College of the Holy Cross | 114,682 |
| Do. | Worcester Polytechnic Institute | 509,183 |
| Michigan | University of Michigan | 189,247 |
| Do. | University of Detroit | 121,834 |
| Do. | Olivet College | 119,542 |
| Minnesota | University of Minnesota | 292,217 |
| Do. | Carleton College | 316,591 |
| Missouri | Park College | 368,050 |
| Do. | Washington University | 399,755 |
| New Hampshire | Dartmouth College | 700,962 |
| New Jersey | Princeton Theological Seminary | 228,113 |
| Do. | Princeton University | 432,100 |
| New York | Wells College | 218,915 |
| Do. | University of Buffalo | 693,886 |
| Do. | Hamilton College | 314,839 |
| Do. | Hobart College | 102,412 |

TABLE 4.—Benefactions—Continued

| States | Institutions | Amount* |
|-----------------|--------------------------------------|-------------|
| New York (Con.) | Cornell University | \$1,077,762 |
| Do. | Barnard College | 213,058 |
| Do. | Biblical Seminary in New York | 152,228 |
| Do. | Columbia University | 2,428,020 |
| Do. | Cooper Union | 206,362 |
| Do. | New York University | 683,483 |
| Do. | Vassar College | 1,579,214 |
| Do. | University of Rochester | 1,155,147 |
| Do. | Union University | 222,284 |
| North Carolina | Meredith College | 103,593 |
| Ohio | Mount Union College | 104,225 |
| Do. | Capital University | 191,014 |
| Do. | Ohio Wesleyan University | 136,800 |
| Do. | Marietta College | 245,026 |
| Do. | Oberlin College | 147,078 |
| Do. | Western College for Women | 137,909 |
| Do. | Wittenberg College | 126,344 |
| Do. | Heideberg University | 216,661 |
| Do. | College of Wooster | 188,503 |
| Do. | Antioch College | 119,156 |
| Pennsylvania | Muhlenberg College | 100,277 |
| Do. | Bryn Mawr College | 856,059 |
| Do. | Lafayette College | 474,037 |
| Do. | Haverford College | 111,286 |
| Do. | Buchnell University | 119,803 |
| Do. | Allegheny College | 102,932 |
| Do. | University of Pennsylvania | 775,865 |
| Do. | Carnegie Institute of Technology | 657,942 |
| Do. | University of Pittsburgh | 480,704 |
| Do. | Susquehanna University | 100,070 |
| South Carolina | Converse College | 319,030 |
| Tennessee | Carson and Newman College | 106,000 |
| Do. | Maryville College | 198,318 |
| Do. | Fisk University ¹ | 109,196 |
| Do. | Meharry Medical College ¹ | 510,500 |
| Texas | Wesley College | 152,450 |
| Utah | Brigham Young University | 174,291 |
| Vermont | Middlebury College | 292,777 |
| Virginia | University of Virginia | 690,142 |
| Do. | Virginia Intermont College | 100,088 |
| Wisconsin | Lawrence College | 436,061 |
| Do. | University of Wisconsin | 203,407 |
| | Total | 65,964,058 |

¹ Colored.

TABLE 5.—Professors and instructors in universities, colleges, and professional schools in 1921-22

| States | Insti- tutions | Preparatory departments | | Collegiate departments ¹ | | Professional departments ² | | Other departments | | Total number, excluding duplicates | |
|-------------------------------|-------------------|----------------------------|------------|--|------------|--|------------|----------------------|------------|--|------------|
| | | Men | Wom- en | Men | Wom- en | Men | Wom- en | Men | Wom- en | Men | Wom- en |
| 1 | 2 | 3 | 4 | 5 | 6 | 7 | 8 | 9 | 10 | 11 | 12 |
| Continental United States. | 780 | 2,902 | 1,731 | 25,685 | 7,424 | 11,905 | 351 | 1,010 | 1,241 | 39,393 | 10,445 |
| Alabama..... | 12 | 41 | 25 | 252 | 60 | 35 | 0 | 6 | 39 | 329 | 121 |
| Arizona..... | 1 | 0 | 0 | 64 | 27 | 5 | 0 | 0 | 0 | 69 | 27 |
| Arkansas..... | 12 | 32 | 18 | 129 | 52 | 23 | 2 | 8 | 19 | 171 | 105 |
| California..... | 31 | 98 | 93 | 1,247 | 412 | 570 | 28 | 52 | 25 | 1,896 | 518 |
| Colorado..... | 8 | 54 | 35 | 238 | 79 | 114 | 2 | 36 | 10 | 420 | 123 |
| Connecticut..... | 5 | 18 | 1 | 469 | 37 | 105 | 4 | 0 | 0 | 579 | 41 |
| Delaware..... | 1 | 10 | 1 | 50 | 14 | 0 | 0 | 0 | 0 | 60 | 15 |
| Dist. of Columbia..... | 10 | 2 | 2 | 489 | 73 | 491 | 3 | 0 | 0 | 932 | 78 |
| Florida..... | 4 | 33 | 13 | 100 | 37 | 9 | 0 | 1 | 22 | 112 | 71 |
| Georgia..... | 24 | 181 | 56 | 385 | 220 | 262 | 1 | 10 | 41 | 755 | 298 |
| Idaho..... | 4 | 10 | 6 | 122 | 38 | 7 | 0 | 18 | 13 | 127 | 40 |
| Illinois..... | 48 | 183 | 69 | 1,434 | 451 | 1,242 | 47 | 98 | 118 | 2,782 | 635 |
| Indiana..... | 22 | 23 | 52 | 654 | 198 | 134 | 0 | 42 | 49 | 842 | 294 |
| Iowa..... | 26 | 154 | 75 | 845 | 325 | 133 | 9 | 39 | 49 | 1,160 | 443 |
| Kansas..... | 18 | 108 | 41 | 633 | 209 | 66 | 0 | 33 | 43 | 676 | 268 |
| Kentucky..... | 19 | 51 | 56 | 251 | 92 | 204 | 6 | 3 | 19 | 499 | 163 |
| Louisiana..... | 8 | 22 | 10 | 252 | 87 | 357 | 14 | 1 | 5 | 558 | 115 |
| Maine..... | 5 | 16 | 1 | 175 | 19 | 8 | 0 | 0 | 0 | 193 | 19 |
| Maryland..... | 15 | 66 | 26 | 582 | 127 | 509 | 8 | 3 | 5 | 1,116 | 166 |
| Massachusetts..... | 30 | 84 | 25 | 1,721 | 521 | 803 | 13 | 223 | 16 | 2,744 | 564 |
| Michigan..... | 17 | 38 | 38 | 925 | 150 | 199 | 10 | 5 | 8 | 1,155 | 199 |
| Minnesota..... | 17 | 203 | 77 | 644 | 209 | 413 | 17 | 23 | 42 | 1,152 | 342 |
| Mississippi..... | 11 | 41 | 47 | 176 | 81 | 26 | 0 | 1 | 33 | 228 | 160 |
| Missouri..... | 37 | 107 | 159 | 646 | 215 | 563 | 3 | 16 | 61 | 1,229 | 403 |
| Montana..... | 5 | 17 | 6 | 130 | 35 | 8 | 0 | 7 | 4 | 147 | 45 |
| Nebraska..... | 13 | 117 | 62 | 376 | 142 | 238 | 3 | 33 | 27 | 623 | 212 |
| Nevada..... | 1 | 0 | 0 | 46 | 18 | 0 | 0 | 0 | 0 | 46 | 18 |
| New Hampshire..... | 3 | 20 | 0 | 252 | 8 | 16 | 0 | 0 | 0 | 271 | 8 |
| New Jersey..... | 11 | 25 | 0 | 410 | 47 | 80 | 1 | 3 | 0 | 511 | 48 |
| New Mexico..... | 3 | 9 | 5 | 50 | 10 | 0 | 0 | 0 | 0 | 59 | 14 |
| New York..... | 55 | 204 | 133 | 3,154 | 842 | 1,801 | 56 | 32 | 7 | 5,112 | 1,087 |
| North Carolina..... | 24 | 43 | 46 | 413 | 225 | 43 | 0 | 21 | 75 | 502 | 343 |
| North Dakota..... | 5 | 50 | 28 | 139 | 67 | 42 | 3 | 7 | 15 | 184 | 85 |
| Ohio..... | 44 | 118 | 43 | 1,488 | 484 | 658 | 15 | 87 | 69 | 2,279 | 579 |
| Oklahoma..... | 9 | 37 | 35 | 402 | 90 | 94 | 6 | 25 | 44 | 422 | 187 |
| Oregon..... | 14 | 20 | 28 | 331 | 126 | 103 | 8 | 21 | 28 | 459 | 177 |
| Pennsylvania..... | 55 | 189 | 57 | 2,246 | 447 | 1,187 | 68 | 45 | 66 | 3,638 | 596 |
| Rhode Island..... | 4 | 9 | 0 | 151 | 16 | 6 | 1 | 0 | 0 | 162 | 17 |
| South Carolina..... | 19 | 18 | 19 | 228 | 139 | 95 | 0 | 8 | 26 | 346 | 183 |
| South Dakota..... | 8 | 23 | 31 | 133 | 50 | 14 | 0 | 12 | 25 | 174 | 103 |
| Tennessee..... | 24 | 103 | 70 | 309 | 78 | 384 | 2 | 8 | 32 | 732 | 180 |
| Texas..... | 36 | 105 | 119 | 774 | 246 | 216 | 14 | 42 | 115 | 1,112 | 474 |
| Utah..... | 6 | 76 | 34 | 130 | 60 | 32 | 0 | 0 | 2 | 241 | 85 |
| Vermont..... | 4 | 12 | 0 | 193 | 24 | 42 | 0 | 0 | 0 | 196 | 24 |
| Virginia..... | 25 | 19 | 42 | 457 | 160 | 256 | 0 | 6 | 38 | 694 | 236 |
| Washington..... | 6 | 27 | 11 | 395 | 92 | 85 | 1 | 3 | 2 | 427 | 106 |
| West Virginia..... | 5 | 4 | 4 | 167 | 58 | 41 | 0 | 8 | 9 | 223 | 68 |
| Wisconsin..... | 15 | 76 | 25 | 793 | 237 | 230 | 6 | 22 | 37 | 1,094 | 293 |
| Wyoming..... | 1 | 6 | 7 | 35 | 20 | 3 | 0 | 2 | 3 | 45 | 29 |
| Outlying posses- sions: | | | | | | | | | | | |
| Hawaii..... | 1 | 0 | 0 | 29 | 5 | 0 | 0 | 0 | 0 | 29 | 5 |
| Porto Rico..... | 1 | 26 | 35 | 40 | 36 | 14 | 1 | 0 | 0 | 57 | 36 |

¹ Including engineering.² Includes theology, law, medicine, dentistry, pharmacy, and veterinary medicine.

TABLE 6.—Students in universities, colleges, and professional schools in 1921-22

| States | Preparatory departments ¹ | | Collegiate departments ² | | Graduate departments | | Professional departments ³ | | All other departments ⁴ | | Total number, excluding duplicates | |
|--------------------------------|--------------------------------------|--------|-------------------------------------|---------|----------------------|-------|---------------------------------------|-------|------------------------------------|--------|------------------------------------|---------|
| | Men | Women | Men | Women | Men | Women | Men | Women | Men | Women | Men | Women |
| 1 | 2 | 3 | 4 | 5 | 6 | 7 | 8 | 9 | 10 | 11 | 12 | 13 |
| Continental United States..... | 45,782 | 21,867 | 254,514 | 160,292 | 15,048 | 7,970 | 70,618 | 5,064 | 26,496 | 29,453 | 402,036 | 216,519 |
| Alabama..... | 656 | 277 | 2,786 | 1,341 | 20 | 9 | 359 | 9 | 22 | 296 | 3,814 | 1,814 |
| Arizona..... | 0 | 0 | 783 | 455 | 47 | 27 | 65 | 3 | 34 | 71 | 862 | 507 |
| Arkansas..... | 589 | 451 | 1,275 | 959 | 5 | 4 | 87 | 1 | 58 | 310 | 1,923 | 1,598 |
| California..... | 1,603 | 849 | 10,587 | 9,291 | 883 | 838 | 3,575 | 388 | 513 | 575 | 16,818 | 11,723 |
| Colorado..... | 733 | 122 | 4,001 | 2,011 | 96 | 87 | 759 | 45 | 260 | 163 | 5,641 | 2,314 |
| Connecticut..... | 69 | 2 | 3,613 | 506 | 606 | 92 | 487 | 23 | 112 | 16 | 4,903 | 664 |
| Delaware..... | 133 | 0 | 273 | 186 | 12 | 0 | 0 | 0 | 0 | 0 | 418 | 188 |
| District of Columbia..... | 26 | 18 | 3,948 | 1,943 | 608 | 190 | 4,184 | 276 | 138 | 29 | 8,816 | 2,440 |
| Florida..... | 400 | 148 | 744 | 895 | 18 | 21 | 201 | 7 | 30 | 127 | 1,359 | 1,198 |
| Georgia..... | 2,183 | 795 | 4,147 | 3,025 | 63 | 22 | 1,433 | 8 | 360 | 466 | 8,098 | 4,316 |
| Idaho..... | 179 | 110 | 924 | 617 | 26 | 13 | 85 | 3 | 180 | 128 | 1,241 | 851 |
| Illinois..... | 3,781 | 1,770 | 16,495 | 13,234 | 2,959 | 2,021 | 6,510 | 664 | 4,941 | 4,069 | 32,531 | 20,750 |
| Indiana..... | 197 | 505 | 8,220 | 4,689 | 235 | 117 | 1,052 | 43 | 610 | 740 | 10,113 | 5,995 |
| Iowa..... | 2,066 | 530 | 7,949 | 7,542 | 789 | 443 | 1,354 | 59 | 998 | 1,694 | 12,651 | 10,034 |
| Kansas..... | 1,158 | 316 | 5,738 | 4,512 | 214 | 91 | 685 | 45 | 566 | 1,218 | 7,869 | 5,635 |
| Kentucky..... | 1,342 | 1,039 | 2,348 | 1,516 | 51 | 32 | 1,158 | 301 | 165 | 255 | 4,978 | 3,086 |
| Louisiana..... | 354 | 257 | 2,041 | 1,049 | 48 | 46 | 957 | 57 | 608 | 120 | 3,903 | 1,478 |
| Maine..... | 30 | 0 | 2,009 | 715 | 22 | 7 | 29 | 0 | 57 | 14 | 2,142 | 723 |
| Maryland..... | 614 | 351 | 5,441 | 2,828 | 255 | 89 | 1,667 | 86 | 90 | 212 | 8,044 | 3,570 |
| Massachusetts..... | 1,688 | 158 | 15,601 | 8,955 | 1,056 | 546 | 6,132 | 428 | 4,028 | 832 | 28,451 | 10,944 |
| Michigan..... | 784 | 322 | 10,226 | 4,046 | 472 | 122 | 1,931 | 86 | 154 | 437 | 13,481 | 4,812 |
| Minnesota..... | 2,514 | 628 | 8,200 | 4,624 | 639 | 186 | 1,935 | 89 | 688 | 688 | 11,525 | 5,948 |
| Mississippi..... | 582 | 427 | 2,089 | 1,681 | 26 | 0 | 171 | 5 | 95 | 188 | 2,677 | 2,224 |
| Missouri..... | 1,692 | 1,309 | 7,304 | 5,338 | 308 | 98 | 3,612 | 130 | 662 | 1,314 | 12,843 | 7,288 |
| Montana..... | 288 | 38 | 1,281 | 845 | 68 | 19 | 80 | 16 | 42 | 139 | 1,729 | 994 |
| Nebraska..... | 1,266 | 707 | 3,843 | 3,786 | 222 | 197 | 1,307 | 47 | 544 | 1,112 | 7,021 | 5,371 |
| Nevada..... | 0 | 0 | 362 | 223 | 8 | 17 | 0 | 0 | 91 | 25 | 461 | 265 |
| New Hampshire..... | 200 | 0 | 2,780 | 204 | 18 | 1 | 48 | 0 | 25 | 9 | 3,061 | 214 |
| New Jersey..... | 331 | 14 | 3,898 | 459 | 211 | 2 | 934 | 49 | 38 | 56 | 5,259 | 571 |
| New Mexico..... | 236 | 31 | 406 | 208 | 3 | 2 | 0 | 0 | 31 | 10 | 654 | 249 |
| New York..... | 4,257 | 2,578 | 29,995 | 14,661 | 1,812 | 1,054 | 10,669 | 947 | 2,634 | 1,344 | 49,066 | 20,659 |
| North Carolina..... | 885 | 680 | 4,074 | 3,135 | 154 | 31 | 491 | 4 | 167 | 1,161 | 5,576 | 4,731 |
| North Dakota..... | 412 | 235 | 980 | 920 | 26 | 6 | 114 | 8 | 205 | 416 | 1,727 | 1,498 |
| Ohio..... | 2,413 | 536 | 16,352 | 12,437 | 433 | 278 | 3,360 | 233 | 1,128 | 2,579 | 22,646 | 14,974 |
| Oklahoma..... | 951 | 732 | 2,726 | 2,510 | 46 | 35 | 551 | 60 | 284 | 521 | 4,464 | 3,760 |
| Oregon..... | 472 | 364 | 3,786 | 2,669 | 86 | 51 | 1,335 | 210 | 660 | 818 | 5,928 | 3,860 |
| Pennsylvania..... | 8,481 | 788 | 22,202 | 10,015 | 1,142 | 571 | 5,572 | 383 | 2,866 | 2,128 | 34,390 | 13,490 |
| Rhode Island..... | 17 | 0 | 1,682 | 425 | 71 | 43 | 173 | 11 | 87 | 17 | 2,020 | 491 |
| South Carolina..... | 343 | 302 | 2,825 | 2,330 | 25 | 20 | 409 | 10 | 141 | 515 | 3,716 | 3,069 |
| South Dakota..... | 538 | 240 | 1,114 | 862 | 26 | 7 | 178 | 19 | 347 | 576 | 2,046 | 1,493 |
| Tennessee..... | 1,303 | 745 | 2,924 | 1,753 | 66 | 13 | 1,944 | 47 | 152 | 622 | 6,182 | 2,917 |
| Texas..... | 1,063 | 1,528 | 7,745 | 8,283 | 154 | 107 | 1,311 | 80 | 448 | 1,344 | 10,705 | 11,246 |
| Utah..... | 1,309 | 858 | 1,741 | 1,343 | 85 | 38 | 310 | 21 | 223 | 266 | 3,006 | 2,474 |
| Vermont..... | 93 | 0 | 1,139 | 615 | 11 | 6 | 114 | 3 | 14 | 8 | 1,371 | 631 |
| Virginia..... | 488 | 594 | 5,049 | 2,449 | 83 | 24 | 1,242 | 48 | 85 | 464 | 6,843 | 3,448 |
| Washington..... | 644 | 89 | 4,471 | 2,989 | 215 | 115 | 355 | 66 | 283 | 128 | 5,952 | 3,387 |
| West Virginia..... | 126 | 107 | 1,711 | 1,189 | 43 | 25 | 209 | 8 | 153 | 253 | 2,068 | 1,328 |
| Wisconsin..... | 1,233 | 275 | 6,483 | 3,814 | 518 | 205 | 1,474 | 38 | 405 | 879 | 9,923 | 5,011 |
| Wyoming..... | 30 | 44 | 223 | 210 | 1 | 2 | 10 | 0 | 74 | 71 | 332 | 290 |
| Outlying Possessions: | | | | | | | | | | | | |
| Hawaii..... | 0 | 0 | 196 | 47 | 5 | 1 | 0 | 0 | 70 | 85 | 271 | 133 |
| Porto Rico..... | 333 | 381 | 191 | 158 | 0 | 0 | 60 | 2 | 0 | 0 | 584 | 415 |

¹ Including secondary schools.
² Includes also engineering students.
³ Includes students in theology, law, medicine, dentistry, pharmacy, and veterinary medicine.
⁴ Includes students in music, art, oratory, business, etc., unless they are enrolled in four-year courses leading to a collegiate degree.



TABLE 7.—Students pursuing certain professional courses in universities, colleges, and professional schools in 1921-22

| States | Theology | | | Law | | | Medicine | | | Dentistry | | | Pharmacy | | | Veterinary medicine | | |
|---------------------------|-------------------|-------|-------|-------------------|--------|-------|-------------------|--------|-------|-------------------|--------|-------|-------------------|-------|-------|---------------------|-----|-------|
| | Schools reporting | Men | Women | Schools reporting | Men | Women | Schools reporting | Men | Women | Schools reporting | Men | Women | Schools reporting | Men | Women | Schools reporting | Men | Women |
| 1 | 2 | 3 | 4 | 5 | 6 | 7 | 8 | 9 | 10 | 11 | 12 | 13 | 14 | 15 | 16 | 17 | 18 | 19 |
| Continental United States | 121 | 7,253 | 1,177 | 117 | 27,294 | 1,717 | 80 | 16,365 | 1,157 | 44 | 11,593 | 197 | 60 | 7,400 | 813 | 16 | 713 | 3 |
| Alabama | 2 | 25 | 1 | 2 | 166 | 6 | 1 | 63 | 0 | 0 | 0 | 0 | 1 | 61 | 2 | 1 | 44 | 0 |
| Arizona | 0 | 0 | 0 | 1 | 65 | 3 | 0 | 0 | 0 | 0 | 0 | 0 | 0 | 0 | 0 | 0 | 0 | 0 |
| Arkansas | 2 | 54 | 0 | 3 | 33 | 0 | 3 | 33 | 1 | 0 | 0 | 0 | 0 | 0 | 0 | 0 | 0 | 0 |
| California | 8 | 213 | 55 | 7 | 1,544 | 117 | 3 | 781 | 145 | 3 | 807 | 27 | 2 | 230 | 44 | 0 | 0 | 0 |
| Colorado | 2 | 213 | 55 | 3 | 286 | 12 | 1 | 99 | 10 | 1 | 246 | 4 | 2 | 50 | 19 | 1 | 78 | 0 |
| Connecticut | 1 | 134 | 0 | 1 | 199 | 14 | 1 | 154 | 9 | 0 | 0 | 0 | 0 | 0 | 0 | 0 | 0 | 0 |
| Delaware | 0 | 0 | 0 | 0 | 0 | 0 | 0 | 0 | 0 | 0 | 0 | 0 | 0 | 0 | 0 | 0 | 0 | 0 |
| District of Columbia | 2 | 70 | 0 | 6 | 3,101 | 231 | 3 | 541 | 14 | 2 | 376 | 5 | 2 | 98 | 26 | 0 | 0 | 0 |
| Florida | 2 | 70 | 0 | 2 | 201 | 7 | 0 | 0 | 0 | 0 | 0 | 0 | 2 | 0 | 0 | 0 | 0 | 0 |
| Georgia | 3 | 264 | 0 | 4 | 374 | 5 | 2 | 308 | 1 | 1 | 375 | 1 | 2 | 94 | 1 | 1 | 18 | 0 |
| Idaho | 0 | 0 | 0 | 1 | 61 | 1 | 0 | 0 | 0 | 0 | 0 | 0 | 1 | 34 | 2 | 0 | 0 | 0 |
| Illinois | 12 | 1,225 | 358 | 9 | 2,125 | 61 | 7 | 2,231 | 196 | 2 | 724 | 17 | 1 | 253 | 12 | 0 | 0 | 0 |
| Indiana | 2 | 29 | 0 | 3 | 497 | 12 | 1 | 328 | 13 | 1 | 256 | 0 | 2 | 95 | 13 | 1 | 103 | 0 |
| Iowa | 4 | 151 | 17 | 2 | 367 | 12 | 1 | 312 | 13 | 1 | 256 | 0 | 2 | 184 | 17 | 1 | 84 | 0 |
| Kansas | 1 | 111 | 0 | 2 | 371 | 25 | 1 | 147 | 10 | 0 | 0 | 0 | 1 | 89 | 10 | 1 | 67 | 0 |
| Kentucky | 3 | 521 | 288 | 3 | 184 | 6 | 1 | 162 | 6 | 1 | 132 | 0 | 1 | 179 | 1 | 0 | 0 | 0 |
| Louisiana | 0 | 0 | 0 | 3 | 315 | 14 | 1 | 325 | 15 | 2 | 212 | 6 | 2 | 108 | 22 | 0 | 0 | 0 |
| Maine | 1 | 29 | 0 | 0 | 0 | 0 | 0 | 0 | 0 | 0 | 0 | 0 | 0 | 0 | 0 | 0 | 0 | 0 |
| Maryland | 2 | 86 | 0 | 1 | 463 | 27 | 2 | 594 | 53 | 2 | 435 | 2 | 1 | 89 | 4 | 0 | 0 | 0 |
| Massachusetts | 7 | 516 | 11 | 5 | 3,539 | 299 | 4 | 1,098 | 61 | 2 | 629 | 10 | 1 | 350 | 47 | 0 | 0 | 0 |
| Michigan | 3 | 158 | 0 | 2 | 672 | 20 | 2 | 757 | 40 | 1 | 399 | 11 | 1 | 71 | 15 | 1 | 32 | 0 |
| Minnesota | 0 | 0 | 0 | 3 | 869 | 30 | 1 | 397 | 32 | 1 | 400 | 4 | 1 | 111 | 23 | 0 | 0 | 0 |
| Mississippi | 0 | 0 | 0 | 1 | 66 | 2 | 1 | 49 | 2 | 0 | 0 | 0 | 1 | 56 | 1 | 0 | 0 | 0 |
| Missouri | 5 | 636 | 37 | 4 | 1,150 | 56 | 6 | 1,053 | 32 | 3 | 631 | 4 | 1 | 102 | 1 | 1 | 40 | 0 |
| Montana | 0 | 0 | 0 | 1 | 47 | 3 | 0 | 0 | 0 | 0 | 0 | 0 | 1 | 33 | 13 | 0 | 0 | 0 |

STATISTICS OF UNIVERSITIES AND COLLEGES

| | | | | | | | | | | | | | | |
|--|----|-----|-----|-----|-----|-------|---|-------|----|---|-------|-----|---|----|
| Nebraska..... | 3 | 38 | 2 | 2 | 6 | 18 | 2 | 305 | 1 | 2 | 155 | 20 | 0 | 0 |
| Nevada..... | 0 | 0 | 0 | 0 | 0 | 0 | 0 | 0 | 0 | 0 | 0 | 0 | 0 | 0 |
| New Hampshire..... | 1 | 20 | 0 | 0 | 0 | 0 | 0 | 0 | 0 | 0 | 0 | 0 | 0 | 0 |
| New Jersey..... | 4 | 425 | 6 | 0 | 32 | 0 | 0 | 0 | 0 | 0 | 140 | 11 | 0 | 0 |
| New Mexico..... | 0 | 0 | 0 | 0 | 0 | 0 | 0 | 0 | 0 | 0 | 0 | 0 | 0 | 0 |
| New York..... | 12 | 724 | 135 | 480 | 156 | 2,077 | 8 | 1,426 | 36 | 5 | 1,658 | 138 | 2 | 90 |
| North Carolina..... | 2 | 39 | 0 | 0 | 0 | 121 | 2 | 0 | 0 | 1 | 69 | 3 | 0 | 0 |
| North Dakota..... | 0 | 0 | 0 | 2 | 2 | 41 | 1 | 0 | 0 | 0 | 38 | 5 | 0 | 0 |
| Ohio..... | 10 | 354 | 35 | 92 | 46 | 703 | 4 | 566 | 10 | 5 | 487 | 50 | 1 | 86 |
| Oklahoma..... | 1 | 85 | 35 | 4 | 3 | 114 | 1 | 0 | 0 | 1 | 160 | 18 | 1 | 1 |
| Oregon..... | 2 | 144 | 141 | 19 | 16 | 138 | 1 | 575 | 1 | 2 | 217 | 33 | 0 | 0 |
| Pennsylvania..... | 12 | 623 | 24 | 27 | 172 | 1,343 | 6 | 1,588 | 36 | 3 | 1,267 | 124 | 1 | 31 |
| Rhode Island..... | 0 | 0 | 0 | 0 | 0 | 0 | 0 | 0 | 0 | 0 | 0 | 0 | 0 | 0 |
| South Carolina..... | 3 | 92 | 0 | 4 | 5 | 104 | 0 | 0 | 0 | 1 | 84 | 1 | 0 | 0 |
| South Dakota..... | 0 | 0 | 0 | 3 | 0 | 46 | 1 | 0 | 0 | 1 | 50 | 16 | 0 | 0 |
| Tennessee..... | 3 | 139 | 0 | 12 | 8 | 442 | 4 | 672 | 10 | 3 | 146 | 17 | 0 | 0 |
| Texas..... | 5 | 227 | 27 | 15 | 21 | 349 | 2 | 172 | 5 | 2 | 130 | 12 | 1 | 12 |
| Utah..... | 0 | 0 | 0 | 5 | 16 | 197 | 0 | 0 | 0 | 0 | 0 | 0 | 0 | 0 |
| Vermont..... | 0 | 0 | 0 | 0 | 3 | 114 | 1 | 0 | 0 | 0 | 0 | 0 | 0 | 0 |
| Virginia..... | 2 | 163 | 0 | 13 | 25 | 307 | 2 | 103 | 3 | 1 | 80 | 7 | 0 | 0 |
| Washington..... | 0 | 0 | 0 | 6 | 0 | 0 | 0 | 0 | 0 | 2 | 145 | 59 | 1 | 20 |
| West Virginia..... | 1 | 71 | 1 | 2 | 2 | 104 | 1 | 0 | 0 | 1 | 34 | 4 | 0 | 0 |
| Wisconsin..... | 3 | 106 | 0 | 12 | 11 | 309 | 2 | 364 | 4 | 4 | 85 | 11 | 0 | 0 |
| Wyoming..... | 0 | 0 | 0 | 0 | 0 | 0 | 0 | 0 | 0 | 0 | 0 | 0 | 0 | 0 |
| Outlying possession: Puerto Rico..... | 0 | 0 | 0 | 2 | 0 | 0 | 0 | 0 | 0 | 1 | 34 | 22 | 0 | 0 |

TABLE 8.—Students in engineering courses in universities, colleges, and professional schools in 1921-22

| States | General engi- neering | Chemical engi- neering | Civil engineer- ing | Electrical engi- neering | Mechanical en- gineering | Mining engi- neering | Metallurgical engineering | Architectural engineering | Ceramic engi- neering | Agricultural en- gineering | Industrial engi- neering | Textile engi- neering | Highway engi- neering | Total engineer- ing students |
|----------------------------------|--------------------------|---------------------------|------------------------|-----------------------------|-----------------------------|-------------------------|------------------------------|------------------------------|--------------------------|-------------------------------|-----------------------------|--------------------------|--------------------------|---------------------------------|
| 1 | 2 | 3 | 4 | 5 | 6 | 7 | 8 | 9 | 10 | 11 | 12 | 13 | 14 | 15 |
| Continental United States..... | 10,093 | 5,364 | 9,672 | 12,374 | 12,154 | 3,256 | 239 | 610 | 156 | 288 | 340 | 535 | 73 | 56,649 |
| Alabama..... | 3 | 93 | 133 | 368 | 133 | 29 | 3 | 14 | | | 12 | | 6 | 794 |
| Arizona..... | 5 | 8 | 43 | 48 | 34 | 88 | | | | | | | | 226 |
| Arkansas..... | 124 | 2 | 15 | 15 | 9 | | | | | | | | | 165 |
| California ¹ | 55 | 335 | 402 | 165 | 896 | 323 | | | | | | | | 2,178 |
| Colorado..... | 298 | 132 | 208 | 221 | 159 | 478 | | | | | | | | 1,496 |
| Connecticut..... | | | 10 | 23 | 48 | 5 | | | | | | | | 86 |
| Delaware..... | 1 | 29 | 27 | 41 | 35 | | | | | | | | | 133 |
| District of Columbia..... | 115 | 83 | 150 | 145 | 126 | | | | | | | | | 619 |
| Florida..... | 107 | 8 | 26 | 32 | 10 | | | | | | | | | 183 |
| Georgia..... | 562 | 36 | 183 | 250 | 211 | 22 | | | | 33 | | 126 | | 1,423 |
| Idaho..... | | 12 | 37 | 59 | 25 | 30 | | | | | | | | 163 |
| Illinois ² | 239 | 138 | 224 | 232 | 241 | 13 | | 18 | 6 | | | | | 1,181 |
| Indiana..... | 659 | 320 | 521 | 710 | 137 | 19 | | 23 | | | 7 | | | 2,396 |
| Iowa..... | 2 | 121 | 364 | 398 | 229 | 23 | | 117 | 15 | 78 | | | | 1,347 |
| Kansas ³ | 41 | 85 | 352 | 463 | 233 | 72 | | 62 | | 43 | | | | 1,389 |
| Kentucky..... | 249 | | 31 | | 65 | 17 | | | | | | | | 362 |
| Louisiana ⁴ | 178 | 67 | 75 | 44 | 133 | | | | | | | | | 606 |
| Maine..... | 3 | 83 | 112 | 177 | 131 | | | | | | | | | 506 |
| Maryland..... | 83 | | 26 | 28 | 21 | | | | | | | | | 158 |
| Massachusetts ⁵ | 912 | 632 | 611 | 1,166 | 987 | 141 | 4 | 55 | | | | 152 | | 5,467 |
| Michigan ⁶ | 774 | 300 | 477 | 419 | 587 | 336 | | | | | | | | 3,030 |
| Minnesota..... | 447 | 112 | 189 | 233 | 125 | 171 | | 102 | | | | | | 1,379 |
| Mississippi..... | 194 | | 76 | 35 | 11 | | | 5 | | | | | | 321 |
| Missouri..... | 319 | 128 | 223 | 240 | 154 | 222 | 40 | | | 11 | | | | 1,337 |
| Montana..... | | 43 | 43 | 115 | 51 | 163 | 5 | 15 | | | | | | 435 |
| Nebraska..... | 20 | 27 | 179 | 197 | 107 | | | | | 18 | | | | 583 |
| Nevada..... | | | 29 | 74 | 42 | 71 | | | | | | | | 210 |
| New Hampshire..... | | 52 | 11 | 97 | 58 | | | 21 | | | 47 | | | 286 |
| New Jersey..... | 84 | 54 | 126 | 52 | 845 | | | | | | | | | 1,171 |
| New Mexico..... | 74 | | 51 | 51 | 11 | 8 | | | 10 | | | | | 195 |
| New York..... | 410 | 608 | 1,674 | 1,758 | 3,065 | 20 | 19 | | 79 | | 89 | | | 7,722 |
| North Carolina..... | | 62 | 174 | 239 | 92 | | | | | | | | | 722 |
| North Dakota..... | 120 | 6 | 44 | 34 | 40 | 16 | | 4 | | | | 155 | | 264 |
| Ohio ⁷ | 439 | 460 | 667 | 864 | 868 | 140 | 61 | 77 | 46 | | 20 | | | 3,821 |
| Oklahoma..... | 568 | 20 | 52 | 59 | 22 | 35 | | 2 | | | | | 3 | 761 |
| Oregon..... | | 81 | 163 | 276 | 219 | 83 | | | | | | | 64 | 886 |
| Pennsylvania ⁸ | 1,016 | 601 | 659 | 994 | 865 | 442 | 107 | 60 | | | 163 | | | 5,051 |
| Rhode Island..... | 70 | 19 | 19 | 50 | 36 | | | | | | | | | 194 |
| South Carolina..... | 294 | 9 | 114 | 26 | 18 | | | | | | | 67 | | 528 |
| South Dakota..... | 61 | | 58 | 232 | 9 | | | | | | | | | 360 |
| Tennessee..... | 116 | 29 | 54 | 60 | 73 | | | | | | | | | 332 |
| Texas..... | 657 | 161 | 278 | 338 | 189 | | | | | 26 | | 35 | | 1,684 |
| Utah..... | 424 | | | | | | | | | 79 | | | | 503 |
| Vermont..... | | 41 | 139 | 157 | 57 | | | | | | | | | 394 |
| Virginia..... | | 42 | 78 | 194 | 125 | 29 | | | | | | | | 468 |
| Washington ⁹ | 32 | 96 | 172 | 437 | 217 | 116 | | | | | | | | 1,099 |
| West Virginia..... | 2 | 46 | 93 | 128 | 72 | 64 | | | | | 2 | | | 407 |
| Wisconsin..... | 285 | 183 | 207 | 410 | 314 | 74 | | | | | | | | 1,533 |
| Wyoming..... | 51 | | 13 | | 19 | 6 | | | | | | | | 89 |
| Outlying possessions: | | | | | | | | | | | | | | |
| Hawaii ¹⁰ | | | 31 | | | | | | | | | | | 36 |
| Porto Rico ¹¹ | | | 21 | 3 | 9 | | | | | | | | | 59 |

¹ Petroleum engineering, 2.
² Fire protection engin., 63; railway engin., 5; sanitary engineering, 2.
³ Flour-mill engineering, 18.
⁴ Sugar technology, 109.
⁵ Naval architecture, 99; engin. administration, 572; geological engin., 17; sanitary engin., 24; electro-chemical engineering, 95.

⁶ Aeronautical engineering, 60; marine engin., 54; public works engineering, 23.
⁷ Commercial engineering, 179.
⁸ Commercial engineering, 98; milling engineering, 2; naval engineering, 36; sanitary engineering, 8.
⁹ Aeronautical engineering, 1; automobile engin., 5; hydraulic engineering, 23.
¹⁰ Sugar technology, 6. ¹¹ Sugar technology, 26

TABLE 9.—Students in summer schools, short winter courses, extension courses, and correspondence courses in universities, colleges, and professional schools, in 1921-22

| States | Summer school (1921) * | | Short winter courses | | Extension courses | | Correspondence courses | |
|--------------------------------|---------------------------|--------|-------------------------|-------|----------------------|--------|---------------------------|--------|
| | Men | Women | Men | Women | Men | Women | Men | Women |
| 1 | 2 | 3 | 4 | 5 | 6 | 7 | 8 | 9 |
| Continental United States..... | 62,994 | 85,069 | 4,170 | 1,085 | 28,084 | 47,825 | 19,681 | 19,854 |
| Alabama..... | 967 | 1,428 | | | 163 | 304 | 48 | 50 |
| Arizona..... | 120 | 161 | | | 107 | 55 | 60 | 83 |
| Arkansas..... | 274 | 382 | | | 13 | 142 | 100 | 130 |
| California..... | 4,270 | 6,121 | 3 | 0 | 305 | 1,013 | 69 | 164 |
| Colorado..... | 1,188 | 2,053 | | | 174 | 874 | 278 | 254 |
| Connecticut..... | 172 | 0 | | | | | | |
| Delaware..... | 23 | 280 | | | 12 | 31 | | |
| District of Columbia..... | 494 | 903 | | | | | 106 | 0 |
| Florida..... | 192 | 1,130 | | | 96 | 125 | 1,911 | 3,434 |
| Georgia..... | 819 | 1,186 | 137 | 151 | 9 | 63 | | |
| Idaho..... | 146 | 394 | 26 | 0 | 11 | 5 | 39 | 20 |
| Illinois..... | 6,553 | 5,999 | 704 | 0 | 0 | 644 | | |
| Indiana..... | 2,112 | 2,848 | 71 | 18 | 974 | 2,190 | 363 | 405 |
| Iowa..... | 3,225 | 3,836 | 172 | 38 | 70 | 178 | 224 | 269 |
| Kansas..... | 1,362 | 1,529 | 170 | 20 | 207 | 721 | 971 | 1,402 |
| Kentucky..... | 583 | 589 | 78 | 11 | 20 | 100 | 260 | 166 |
| Louisiana..... | 1,005 | 1,980 | | | 10 | 276 | 8 | 3 |
| Maine..... | 160 | 68 | | | 5 | 143 | 33 | 12 |
| Maryland..... | 355 | 1,028 | | | 45 | 129 | | |
| Massachusetts..... | 1,201 | 1,653 | 146 | 18 | 21 | 191 | 0 | 65 |
| Michigan..... | 2,543 | 1,085 | 394 | 5 | 263 | 480 | | |
| Minnesota..... | 1,596 | 1,390 | 388 | 19 | 2,430 | 2,591 | 358 | 310 |
| Mississippi..... | 684 | 216 | 72 | | | | 13 | 5 |
| Missouri..... | 1,174 | 1,041 | 35 | | 1,021 | 1,079 | 270 | 511 |
| Montana..... | 255 | 398 | 17 | 17 | | | 91 | 193 |
| Nebraska..... | 791 | 2,180 | 281 | 42 | 20 | 51 | 320 | 693 |
| Nevada..... | 21 | 89 | 23 | 16 | | | | |
| New Hampshire..... | 0 | 0 | | | | | | |
| New Jersey..... | 178 | 456 | 124 | 10 | 63 | 517 | | |
| New Mexico..... | 146 | 162 | | | 45 | 149 | | |
| New York..... | 9,488 | 12,851 | | | 13,898 | 19,569 | 133 | 179 |
| North Carolina..... | 866 | 2,065 | 31 | 0 | | | 58 | 201 |
| North Dakota..... | 233 | 455 | 77 | 7 | 0 | 22 | 140 | 217 |
| Ohio..... | 3,898 | 5,788 | 118 | 3 | 635 | 1,986 | 25 | 8 |
| Oklahoma..... | 1,109 | 2,083 | 99 | 0 | 91 | 401 | 576 | 864 |
| Oregon..... | 658 | 773 | 39 | 49 | 623 | 1,263 | 359 | 550 |
| Pennsylvania..... | 3,676 | 4,521 | 119 | 5 | 1,620 | 6,784 | 6,505 | 1,295 |
| Rhode Island..... | 0 | 0 | | | 501 | 1,000 | | |
| South Carolina..... | 390 | 1,153 | 0 | 376 | | | | |
| South Dakota..... | 387 | 807 | 38 | 4 | 2 | 6 | 40 | 102 |
| Tennessee..... | 528 | 956 | 60 | 108 | | | 18 | 2 |
| Texas..... | 2,629 | 4,322 | 129 | 16 | 128 | 37 | 1,189 | 1,424 |
| Utah..... | 999 | 1,000 | | | 929 | 1,079 | 610 | 619 |
| Vermont..... | 204 | 873 | 59 | 1 | | | | |
| Virginia..... | 1,138 | 2,136 | 15 | 0 | 372 | 530 | 0 | 0 |
| Washington..... | 1,171 | 1,299 | 174 | 78 | 497 | 1,117 | 401 | 569 |
| West Virginia..... | 634 | 873 | | | 925 | 460 | | |
| Wisconsin..... | 2,819 | 2,494 | 371 | 7 | 1,779 | 1,520 | 3,962 | 4,077 |
| Wyoming..... | 55 | 35 | 9 | 66 | | | 160 | 627 |

TABLE 11.—Graduate degrees conferred on men by universities, colleges, and professional schools in 1921-22

| States | A. M. | M. B. A. | M. C. S. | M. F. | M. S. | M. S. in Agri. | M. Th. | Chem. E. | C. P. E. | E. E. | E. M. | Mech. E. | Ph. D. | J. D. | L. L. M. | S. T. D. | S. T. M. |
|-----------------------------------|-------|----------|----------|-------|-------|----------------|--------|----------|----------|-------|-------|----------|--------|-------|----------|----------|----------|
| | 2 | 3 | 4 | 5 | 6 | 7 | 8 | 9 | 10 | 11 | 12 | 13 | 14 | 15 | 16 | 17 | 18 |
| * Continental U. S. | 2,357 | 176 | 12 | 33 | 1,029 | 26 | 50 | 32 | 81 | 57 | 20 | 69 | 770 | 168 | 181 | 22 | 13 |
| Alabama | 7 | | | | 1 | | | | 2 | | | 3 | | | | | |
| Arizona | 6 | | | | 8 | | | | | | | | 1 | 2 | | | |
| Arkansas | 1 | | | | | | | | | 1 | | | | | | | |
| California ¹ | 139 | | | | 2 | | 12 | | 1 | 10 | 6 | 7 | 40 | 25 | | | 1 |
| Colorado ² | 26 | | | | 10 | | | | 2 | 2 | | 1 | | | | | |
| Connecticut | 19 | | | 18 | 17 | | | | 1 | | | 1 | 31 | 2 | | | |
| Delaware | | | | | 2 | | | | 1 | 1 | | | | | | | |
| District of Columbia ³ | 74 | | 1 | | 21 | | | | 1 | | | | 31 | 1 | 120 | 7 | |
| Florida | 5 | | | | | | | | 2 | | | | | | | | |
| Georgia | 20 | | | | 3 | | | | | | | | | | | | |
| Idaho ⁴ | 1 | | | 1 | | | | | | | | | | | | | |
| Illinois ⁵ | 225 | 12 | 1 | | 132 | | | | | | | | 126 | 87 | 22 | 4 | 4 |
| Indiana | 46 | | | | 13 | 5 | | 3 | 10 | 8 | | 11 | 5 | 3 | 3 | | |
| Iowa ⁶ | 21 | | | 2 | 98 | 1 | | 2 | 8 | 5 | | 2 | 22 | | | | |
| Kansas ⁷ | 38 | | 1 | | 7 | | | | 5 | 3 | | 4 | | | | | |
| Kentucky | 8 | | | | 6 | 1 | 10 | | 2 | 1 | | 2 | | | | | |
| Louisiana | 2 | | | | 7 | | | | 1 | | | 1 | | | | | |
| Maine | 2 | | | | 4 | | | 2 | 2 | 2 | | | | | | | |
| Maryland ⁸ | 25 | | | | 9 | | | | 1 | | | 1 | 32 | | | | |
| Massachusetts ⁹ | 276 | 134 | 1 | | 137 | | | 2 | 1 | 8 | | 3 | 179 | 5 | | | 6 |
| Michigan ¹⁰ | 84 | | 2 | 2 | 35 | 3 | | | 2 | 1 | | | 23 | | | | |
| Minnesota | 24 | | | | 47 | | | | | | | | 18 | | | | |
| Mississippi | 4 | | | | 2 | | | | | | | | | | | | |
| Missouri | 70 | | 1 | | 38 | | | | | | | | | | | | |
| Montana | 2 | | | | | | | 1 | 1 | | | | 5 | 6 | | 8 | |
| Nebraska | 20 | | | | 5 | | | | 2 | 2 | | | 1 | 2 | 1 | | |
| Nevada | 1 | | | | | | | | | | | | | | | | |
| New Hampshire | 3 | | | | | | | | | 1 | | | | | | | |
| New Jersey ¹¹ | 77 | | | | 8 | | 32 | | 3 | 2 | | 2 | 21 | | | | |
| New Mexico | 1 | | | | 1 | | | | | | | | | | | | |
| New York ¹² | 652 | 22 | 5 | 10 | 111 | 14 | 7 | 4 | 4 | | | 5 | 118 | 42 | 26 | 10 | 1 |
| North Carolina ¹³ | 37 | | | | 9 | | | | 5 | | | | 1 | | | | |
| North Dakota | 2 | | | | 3 | 2 | | | | | | | | | | | |
| Ohio ¹⁴ | 89 | | | | 49 | | | 3 | 9 | | 1 | 4 | 19 | | | | 1 |
| Oklahoma | 23 | | | | 7 | | | | 1 | 1 | | | | | | | |
| Oregon | 11 | | | | 5 | | | | | | | | | | | | |
| Pennsylvania ¹⁵ | 168 | 2 | | | 64 | | 1 | | 2 | 1 | | 4 | 35 | | | 1 | |
| Rhode Island | 14 | | | | 5 | | | | | | | | | | | | |
| South Carolina | 13 | | | | | | | | | | | | 6 | | | | |
| South Dakota | 3 | | | | | | | | | | | | | | | | |
| Tennessee | 22 | | | | 2 | | | | | | | 5 | | | | | |
| Texas ¹⁶ | 24 | 2 | | | 7 | | | | 1 | 1 | | | 1 | 1 | | | |
| Utah | 4 | | | | 7 | | | | 1 | | | | | | | | |
| Vermont | 2 | | | | 4 | | | | | | | | 1 | | | | |
| Virginia ¹⁷ | 28 | | | | 15 | | | | 3 | 3 | | 3 | 4 | | | | |
| Washington ¹⁸ | 68 | 4 | | | 13 | | | | | | | | 2 | | | | |
| West Virginia | 8 | | | | 2 | | | | | | | | | | | | |
| Wisconsin ¹⁹ | 62 | | | | 80 | | | 8 | 4 | 3 | 8 | 4 | 48 | | | | |
| Wyoming | | | | | | | | | | | | | | | | | |
| Outlying possession: | | | | | | | | | | | | | | | | | |
| Hawaii | | | | | 2 | | | | | | | | | | | | |

¹ Doctor of ed., 5; metallurgical engin., 1.
² Doctor of ophthalmology, 1.
³ Doctor of civil laws, 9; doctor in canon law, 3; licentiate in canon law, 4; master in foreign service, 10; master of patent law, 60.
⁴ Master of science in ed., 1; metallurgy, 2.
⁵ Master of religious ed., 1; doctor of theology, 1; divinity, 2.
⁶ Agricultural engineer, 2.
⁷ Agricultural engineer, 1; architecture, 1.
⁸ Doctor of engin., 1; public health, 7; science in hygiene, 2; master of engin., 1.
⁹ Doctor of ed., 2; science, 3; theology, 1; master of arch., 11; religious ed., 4; master in ed., 30; pharm. chemist, 4.
¹⁰ Doctor of public health, 2; doctor of science, 1; master of science in chemistry, 6; engineering, 32; municipal admin., 1; public health, 1; master of landscape design, 1; public works engineer, 3.

¹¹ Doctor of theology, 4; sanitary engineer, 2.
¹² Doctor of engin., 1; doctor of science, 2; master of arch., 3; landscape design, 3; pedagogy, 3; master of science in bus., 1; chemical engin., 1; civil engin., 19; electrical engin., 6; mechanical engineering, 2.
¹³ Master of science in textile manufacturing, 1; textile engin., 1; pharm. chemist, 1.
¹⁴ Master of music, 1; pharmacy, 5; master of science in chemistry, 1; public health, 1; social administration, 1; pharm. chemist, 22; metallurgical engin., 4.
¹⁵ Engineering, 7; metallurgical engin., 3; master of med. science, 14; pharm. chemist, 5.
¹⁶ Master of journalism, 1.
¹⁷ Doctor of divinity, 2.
¹⁸ Master of science in ceramics, 1; chemical engin., 1; coal mining, 1; metallurgical engin., 3.
¹⁹ Master of pharmacy, 9.

TABLE 12.—Degrees conferred on women by universities, colleges, and professional schools in 1921-22

| States | First degrees in— | | | | | | | | | | | Graduate degrees | | |
|-----------------------------------|-------------------|-------------|--------------|----------|-----------|-----------|----------------|------------|-----------------|-------|---------------------|------------------|-------|--------|
| | Arts and sciences | Agriculture | Architecture | Commerce | Education | Fine arts | Home economics | Journalism | Library science | Music | Secretarial studies | A. M. | M. S. | Ph. D. |
| 1 | 2 | 3 | 4 | 5 | 6 | 7 | 8 | 9 | 10 | 11 | 12 | 13 | 14 | 15 |
| Continental United States | 15,241 | 67 | 12 | 357 | 1,171 | 47 | 1,105 | 107 | 21 | 330 | 33 | 1,548 | 132 | 113 |
| Alabama | 148 | 1 | | | 8 | | | | | 3 | | 2 | 2 | |
| Arizona | 33 | | | 6 | | | 7 | | | | | 6 | | |
| Arkansas | 67 | | | | 6 | | 8 | | | 3 | | 1 | 1 | |
| California ¹ | 1,058 | 9 | | 18 | | | | | | 8 | | 159 | 6 | 4 |
| Colorado | 214 | | | 8 | 13 | | 32 | | | | | 15 | 1 | |
| Connecticut | 40 | | | | | | 9 | | | 3 | | 9 | 3 | 8 |
| Delaware | 15 | | | | 5 | | 4 | | | | | | | |
| District of Columbia ² | 208 | | | 1 | 27 | | 9 | | | 2 | | 36 | 1 | 3 |
| Florida | 79 | | | | 7 | | 10 | | | | | 3 | | |
| Georgia | 238 | | | 1 | 4 | | 11 | | | 15 | | 5 | | |
| Idaho | 33 | | | | 6 | | 3 | | | | | | 2 | |
| Illinois ³ | 1,172 | | | 41 | 119 | | 72 | 3 | 3 | 32 | | 128 | 29 | 13 |
| Indiana | 541 | 10 | | 2 | | 2 | 28 | | | 9 | | 26 | 2 | |
| Iowa ⁴ | 613 | 1 | | 8 | 13 | | 108 | | | 16 | | 20 | 5 | 3 |
| Kansas | 432 | | | | 9 | 2 | 59 | 5 | | 17 | | 23 | 3 | |
| Kentucky | 174 | | | | | | 11 | | | 1 | | 4 | 1 | |
| Louisiana ⁵ | 77 | | | 6 | 38 | | 5 | | | 2 | | 11 | 1 | |
| Maine | 126 | | | | 6 | | 14 | | | | | | 1 | |
| Maryland ⁶ | 98 | 1 | | | 13 | | | | | | | 12 | | 4 |
| Massachusetts ⁷ | 1,596 | 3 | 5 | 26 | 39 | | | | | | 16 | 79 | 7 | 11 |
| Michigan | 354 | 2 | 1 | | 39 | | 68 | | | 1 | | 36 | 3 | 5 |
| Minnesota ⁸ | 392 | 1 | | 12 | 161 | | 56 | | | 2 | | 14 | 7 | 8 |
| Mississippi | 163 | | | | 34 | | 14 | | | 9 | | | | |
| Missouri ⁹ | 332 | 6 | 3 | 7 | 137 | | | 30 | | 1 | | 24 | 5 | |
| Montana | 56 | | | 8 | 19 | | 6 | 2 | | | | 1 | | |
| Nebraska | 231 | 1 | | 2 | 14 | 9 | 29 | 2 | | 6 | | 15 | 1 | |
| Nevada | 13 | | | | | | 8 | | | | | | | |
| New Hampshire ¹⁰ | 32 | | | | | | 8 | | | | | 1 | | |
| New Jersey ¹¹ | 35 | | | | | | 8 | | | | | | | |
| New Mexico | 16 | | | | | | 6 | | | | | | | |
| New York ¹² | 1,818 | 17 | 3 | 69 | 29 | 10 | 38 | 25 | 8 | 15 | | 628 | 20 | 35 |
| North Carolina | 229 | | | | | 1 | 18 | | | 32 | | 5 | | |
| North Dakota | 47 | | | 4 | 26 | | 8 | | | | | 8 | | |
| Ohio ¹³ | 1,008 | | | 21 | 194 | | 58 | | | 33 | | 47 | 10 | 1 |
| Oklahoma | 174 | 1 | | 6 | 5 | | 31 | | | 7 | | 12 | | |
| Oregon | 210 | 3 | | 32 | 11 | | 86 | 7 | | 3 | | 4 | | |
| Pennsylvania ¹⁴ | 734 | 5 | | 10 | 67 | 11 | 70 | | 1 | 15 | 17 | 75 | 3 | 12 |
| Rhode Island | 48 | | | | 3 | | 14 | | | | | 20 | | 1 |
| South Carolina | 321 | | | | 5 | | 14 | | | 29 | | 11 | | |
| South Dakota | 4 | | | | 15 | | 9 | | | 5 | | 1 | | |
| Tennessee | 230 | | | | | | | | | 3 | | 6 | | |
| Texas ¹⁵ | 568 | 4 | | | | | 13 | 1 | | 14 | | 16 | | |
| Utah | 57 | | | 3 | 30 | | 30 | | | 1 | | 3 | 2 | |
| Vermont ¹⁶ | 74 | | | 6 | 3 | | 9 | | | | | 2 | | |
| Virginia | 280 | | | | 5 | | 2 | | | | | 7 | | |
| Washington ¹⁷ | 243 | | | 33 | 66 | 12 | 43 | 4 | 9 | 28 | | 14 | 6 | 1 |
| West Virginia | 90 | | | | | | 17 | | | 2 | | 4 | | |
| Wisconsin | 479 | 2 | | 26 | | | 50 | 28 | | 13 | | 60 | 10 | 4 |
| Wyoming | 9 | | | 1 | | | 2 | | | | | | | |
| Outlying possessions: | | | | | | | | | | | | | | |
| Hawaii | 1 | | | | | | 1 | | | | | | | |
| Porto Rico | 1 | | | | 2 | | | | | | | | | |

¹ Graduate in public health, 2² Master of law, 7; master of patent law, 2.³ Social work, 2; oratory, 6; master of commercial science, 1; business admin., 1; law, 1; religious ed., 4; doctor of law, 2.⁴ Industrial science, 11; architectural eng., 1.⁵ Bachelor of design 8; chemical engineering, 1.⁶ Bachelor of science in hygiene, 3; doctor of science in hygiene, 3; doctor of public health, 1.⁷ Chemical eng., 1; master of religious education, 4; master of education, 44; doctor of education, 1; pharmaceutical chemist, 1.⁸ Architectural eng., 3; chemical eng., 3.⁹ Chemical eng., 1; master of archi., 2.¹⁰ Chemical engineering, 1.¹¹ Doctor of theology, 1.¹² Civil engineering, 1; electrical, 1; mechanical, 2;

oratory, 8; doctor of law, 5; doctor of science in law, 1; doctor of pedagogy, 1; master of pedagogy, 1.

¹³ Master of pharm., 1; pharmaceutical chemist, 1.¹⁴ Electrical engineering, 1; social work, 9.¹⁵ Architectural eng., 2; master of journalism, 1.¹⁶ Civil engineering, 1.¹⁷ Physical ed., 1; master of bus. admin., 1.

TABLE 13.—Degrees conferred on men and on women in certain professional courses by universities, colleges, and professional schools in 1921-22

| States | Theology | | Law | | Medicine | | Dentistry | | Pharmacy | | Vet. med. |
|----------------------|----------|-------|-------|-------|----------|-------|-----------|-------|----------|-------|-----------|
| | Men | Women | Men | Women | Men | Women | Men | Women | Men | Women | |
| 1 | 2 | 3 | 4 | 5 | 6 | 7 | 8 | 9 | 10 | 11 | 12 |
| Continental U. S. | 752 | 12 | 4,801 | 267 | 2,438 | 160 | 1,581 | 38 | 1,651 | 203 | 116 |
| Alabama | 0 | 0 | 8 | 0 | 0 | 0 | 0 | 0 | 11 | 0 | 12 |
| Arizona | 0 | 0 | 4 | 0 | 0 | 0 | 0 | 0 | 0 | 0 | 0 |
| Arkansas | 0 | 0 | 0 | 0 | 0 | 0 | 0 | 0 | 0 | 0 | 0 |
| California | 25 | 0 | 87 | 8 | 84 | 10 | 82 | 5 | 44 | 10 | 0 |
| Colorado | 0 | 0 | 42 | 0 | 15 | 0 | 28 | 2 | 3 | 5 | 12 |
| Connecticut | 42 | 0 | 53 | 1 | 21 | 2 | 0 | 0 | 0 | 0 | 0 |
| Delaware | 0 | 0 | 0 | 0 | 0 | 0 | 0 | 0 | 0 | 0 | 0 |
| District of Columbia | 62 | 0 | 663 | 70 | 59 | 0 | 52 | 1 | 17 | 3 | 0 |
| Florida | 0 | 0 | 41 | 4 | 0 | 0 | 0 | 0 | 0 | 0 | 0 |
| Georgia | 17 | 0 | 116 | 2 | 80 | 0 | 32 | 0 | 27 | 0 | 2 |
| Idaho | 0 | 0 | 9 | 0 | 0 | 0 | 0 | 0 | 0 | 0 | 0 |
| Illinois | 112 | 5 | 300 | 9 | 172 | 6 | 87 | 6 | 43 | 2 | 0 |
| Indiana | 0 | 0 | 92 | 0 | 33 | 0 | 0 | 0 | 31 | 2 | 21 |
| Iowa | 13 | 0 | 82 | 2 | 35 | 3 | 40 | 0 | 57 | 8 | 18 |
| Kansas | 1 | 0 | 50 | 2 | 22 | 2 | 0 | 0 | 9 | 1 | 8 |
| Kentucky | 62 | 0 | 33 | 2 | 21 | 0 | 20 | 0 | 53 | 2 | 0 |
| Louisiana | 0 | 0 | 62 | 3 | 67 | 5 | 29 | 2 | 25 | 9 | 0 |
| Maine | 3 | 0 | 0 | 0 | 0 | 0 | 0 | 0 | 0 | 0 | 0 |
| Maryland | 8 | 0 | 73 | 0 | 123 | 13 | 73 | 0 | 27 | 2 | 0 |
| Massachusetts | 67 | 0 | 535 | 40 | 302 | 11 | 121 | 2 | 63 | 11 | 0 |
| Michigan | 8 | 0 | 200 | 0 | 114 | 9 | 65 | 1 | 9 | 2 | 6 |
| Minnesota | 4 | 0 | 174 | 4 | 155 | 8 | 98 | 1 | 31 | 5 | 0 |
| Mississippi | 0 | 0 | 21 | 2 | 18 | 2 | 0 | 0 | 24 | 1 | 0 |
| Missouri | 1 | 0 | 145 | 12 | 79 | 1 | 94 | 1 | 37 | 0 | 0 |
| Montana | 0 | 0 | 16 | 0 | 0 | 0 | 0 | 0 | 0 | 0 | 0 |
| Nebraska | 2 | 0 | 64 | 1 | 37 | 1 | 31 | 0 | 38 | 3 | 0 |
| Nevada | 0 | 0 | 0 | 0 | 0 | 0 | 0 | 0 | 0 | 0 | 0 |
| New Hampshire | 0 | 0 | 0 | 0 | 0 | 0 | 0 | 0 | 0 | 0 | 0 |
| New Jersey | 76 | 0 | 46 | 6 | 0 | 0 | 0 | 0 | 26 | 0 | 0 |
| New Mexico | 0 | 0 | 0 | 0 | 0 | 0 | 0 | 0 | 0 | 0 | 0 |
| New York | 69 | 2 | 914 | 54 | 310 | 21 | 254 | 9 | 388 | 39 | 21 |
| North Carolina | 5 | 0 | 31 | 0 | 0 | 0 | 0 | 0 | 10 | 2 | 0 |
| North Dakota | 0 | 0 | 6 | 0 | 17 | 0 | 0 | 0 | 0 | 0 | 0 |
| Ohio | 61 | 1 | 263 | 19 | 141 | 7 | 67 | 0 | 133 | 15 | 2 |
| Oklahoma | 11 | 3 | 49 | 0 | 15 | 0 | 0 | 0 | 32 | 2 | 0 |
| Oregon | 4 | 0 | 40 | 3 | 7 | 3 | 55 | 0 | 17 | 5 | 0 |
| Pennsylvania | 60 | 1 | 142 | 6 | 242 | 40 | 210 | 6 | 344 | 46 | 7 |
| Rhode Island | 0 | 0 | 0 | 0 | 0 | 0 | 0 | 0 | 42 | 3 | 0 |
| South Carolina | 5 | 0 | 41 | 2 | 12 | 1 | 0 | 0 | 35 | 1 | 0 |
| South Dakota | 0 | 0 | 30 | 1 | 13 | 0 | 0 | 0 | 0 | 0 | 0 |
| Tennessee | 6 | 0 | 169 | 7 | 52 | 0 | 65 | 1 | 43 | 9 | 0 |
| Texas | 0 | 0 | 77 | 2 | 32 | 6 | 4 | 0 | 15 | 4 | 3 |
| Utah | 0 | 0 | 10 | 0 | 0 | 0 | 0 | 0 | 0 | 2 | 0 |
| Vermont | 0 | 0 | 0 | 0 | 16 | 0 | 0 | 0 | 0 | 0 | 0 |
| Virginia | 24 | 0 | 18 | 0 | 25 | 2 | 0 | 0 | 0 | 0 | 0 |
| Washington | 0 | 0 | 33 | 2 | 0 | 0 | 0 | 0 | 3 | 7 | 4 |
| West Virginia | 0 | 0 | 17 | 0 | 46 | 2 | 0 | 0 | 9 | 1 | 0 |
| Wisconsin | 4 | 0 | 45 | 3 | 73 | 5 | 74 | 1 | 5 | 1 | 0 |
| Wyoming | 0 | 0 | 0 | 0 | 0 | 0 | 0 | 0 | 0 | 0 | 0 |

TABLE 14.—Honorary degrees conferred by universities, colleges, and professional schools in 1921-22

| States | D. D. | LL. D. | L. H. D. | Litt. D. | Sc. D. | Eng. D. | Ph. D. | D. Agri. | Ped. D. | Mus. D. | D. C. L. | S. T. D. | A. M. | M. S. | Ed. D. | LL. M. | A. B. | Mech. E. |
|---------------------------|-------|--------|----------|----------|--------|---------|--------|----------|---------|---------|----------|----------|-------|-------|--------|--------|-------|----------|
| 1 | 2 | 3 | 4 | 5 | 6 | 7 | 8 | 9 | 10 | 11 | 12 | 13 | 14 | 15 | 16 | 17 | 18 | 19 |
| Continental U. S. | 391 | 349 | 28 | 62 | 70 | 6 | 5 | 2 | 5 | 6 | 4 | 5 | 80 | 15 | 3 | 2 | 3 | 8 |
| Alabama | 3 | 2 | | 1 | | | | | | | | | | | | | | |
| Arizona | | 1 | | | 1 | | | | | | | | | | | | | |
| Arkansas | | 4 | | | | | | | | | | | | | | | | 1 |
| California | 6 | 8 | | | | | | | | | | | | | | | | |
| Colorado ¹ | | 5 | | | 3 | | | | | | | | | 1 | 2 | | | |
| Connecticut ² | 7 | 6 | 1 | 1 | 2 | | | | | | | | | | | | | |
| Delaware | | | | | | | | | | | | | 8 | | | | | |
| District of Columbia | 3 | 2 | 1 | 1 | 2 | | | | | | 2 | | 2 | | | | | |
| Florida | 1 | | | | | | | | | | | | | | | | | |
| Georgia | 5 | 7 | | 2 | 4 | | | | | | | | 2 | | | | | |
| Idaho | | 1 | | | | | | | | | | | | | | | | |
| Illinois | 35 | 24 | 2 | | 2 | | 1 | | | 1 | | | 7 | | | | | |
| Indiana | 13 | 15 | 1 | 1 | 2 | | | | | | | | | | | | | |
| Iowa | 12 | 11 | | | | | 1 | | | | | | | | | | | |
| Kansas | 6 | 3 | | 1 | 5 | | | | | | | | 2 | | | | | |
| Kentucky | 6 | 7 | | | | | | | | | | | | | | | | |
| Louisiana | | 6 | | | | | | | | | | | | 2 | | | | |
| Maine | 5 | 6 | 1 | 2 | 6 | 1 | 1 | | | | | | 6 | | 1 | | | |
| Maryland | 15 | 14 | | 1 | 1 | 2 | | | | | | | | | | | | |
| Massachusetts | 7 | 16 | 5 | 3 | 3 | | | | | | | | 21 | | | | 2 | |
| Michigan | 13 | 6 | | 3 | 4 | | | 1 | | 1 | | | | | | | | |
| Minnesota | 10 | 1 | 1 | | | | | | | | | | 1 | 3 | | 1 | | 2 |
| Mississippi | | | | | | | | | | | | | | | | | | |
| Missouri | 14 | 4 | | | | | | | | | | | | | | | | |
| Montana | | | | | | | | | | | | | | | | | | |
| Nebraska | 9 | 1 | | | | | | 1 | | 1 | | | | | | | | |
| Nevada | | | | | | | | | | | | | | | | | | |
| New Hampshire | 3 | 6 | | 2 | 3 | | | | | | | | | 4 | | | | |
| New Jersey ³ | 3 | 6 | 1 | 6 | 4 | | | | | | | | 2 | 1 | | | | |
| New Mexico | | | | | | | | | | | | | | | | | | |
| New York ⁴ | 29 | 39 | 6 | 11 | 8 | 2 | | | | 1 | 2 | 4 | 8 | 1 | | | | 6 |
| North Carolina | 7 | 6 | | | 1 | | | | | 1 | 2 | 4 | 8 | 1 | | | | |
| North Dakota | | 1 | | | | | | | | | | | | | | | | |
| Ohio ⁵ | 57 | 27 | 2 | 4 | 5 | | | | 3 | | | 1 | 8 | 2 | | | | |
| Oklahoma | 4 | 1 | | 1 | | | | | | | | | | | | | | |
| Oregon | 5 | | | | | | | | | | | | | | | | | |
| Pennsylvania ⁶ | 50 | 39 | 3 | 12 | 11 | | 2 | | 2 | 1 | | | 1 | 4 | 1 | 1 | | |
| Rhode Island | 2 | 3 | | | 1 | | | | | | | | | | | | | |
| South Carolina | 9 | 6 | | 1 | | | | | | | | | 2 | | 1 | | | |
| South Dakota | | 5 | | | | | | | | | | | 1 | | | | | |
| Tennessee | 16 | 20 | | 2 | | | | | | | | | | | | | | |
| Texas | 8 | 2 | | | | | | | | | | | | | | | | |
| Utah | | 4 | | | 1 | | | | | | | | | | | | | |
| Vermont | 4 | 8 | | 4 | | 1 | | | | | | | 1 | | | | | |
| Virginia | 9 | 11 | | | | | | | | | | | | 2 | | | | |
| Washington | 2 | 4 | 1 | | | | | | | | | | | | | | | |
| West Virginia | 5 | 2 | | | | | | | | | | | | | | | | |
| Wisconsin ⁷ | 8 | 9 | 1 | 3 | 1 | | | | | | | | 1 | | | | | |
| Wyoming | | | | | | | | | | | | | | | | | | |
| Outlying possession: | | | | | | | | | | | | | | | | | | |
| Porto Rico | 1 | | | | | | | | | | | | | | | | | |

¹ Master of education, 1.
² Bachelor of music, 1.
³ Civil engineer, 1; master of fine arts, 2.
⁴ Doctor of commercial science, 1; chemical engineer, 3; civil engineer, 13; electrical engineer, 6.
⁵ Doctor of business administration, 1; master of pedagogy, 1.
⁶ Commercial science, 1; business administration, 1; pharmacy, 4.
⁷ Bachelor of divinity, 4.



TABLE 15.—Summary of degrees conferred by universities, colleges, and professional schools in 1921-22

| States | Baccalaureate degrees | | | Professional degrees ¹ | | | Graduate degrees | | | Honorary degrees |
|---------------------------|-----------------------|---------|---------|-----------------------------------|-------|---------|------------------|--------|--------|------------------|
| | Men | Women | Total | Men | Women | Total | Men | Women | Total | |
| 1 | 2 | 3 | 4 | 5 | 6 | 7 | 8 | 9 | 10 | 11 |
| Continental U. S. | 29, 296 | 18, 558 | 47, 854 | 11, 339 | 680 | 12, 019 | 5, 445 | 1, 882 | 7, 327 | 1, 082 |
| Alabama..... | 289 | 155 | 444 | 31 | 0 | 31 | 13 | 4 | 17 | 6 |
| Arizona..... | 60 | 46 | 106 | 4 | 0 | 4 | 17 | 6 | 23 | 3 |
| Arkansas..... | 80 | 84 | 164 | | | | 3 | 2 | 5 | 4 |
| California..... | 1, 409 | 1, 003 | 2, 502 | 322 | 33 | 355 | 276 | 171 | 447 | 14 |
| Colorado..... | 342 | 267 | 609 | 100 | 7 | 107 | 42 | 16 | 58 | 12 |
| Connecticut..... | 528 | 52 | 580 | 116 | 3 | 119 | 89 | 20 | 109 | 26 |
| Delaware..... | 53 | 24 | 77 | 0 | 0 | 0 | 4 | 0 | 4 | 0 |
| District of Columbia..... | 325 | 245 | 570 | 853 | 74 | 927 | 342 | 49 | 391 | 13 |
| Florida..... | 67 | 96 | 163 | 41 | 4 | 45 | 7 | 3 | 10 | 1 |
| Georgia..... | 362 | 269 | 631 | 274 | 2 | 276 | 23 | 5 | 28 | 20 |
| Idaho..... | 58 | 42 | 100 | 9 | 0 | 9 | 5 | 2 | 7 | 1 |
| Illinois..... | 1, 953 | 1, 450 | 3, 403 | 714 | 26 | 742 | 618 | 179 | 797 | 72 |
| Indiana..... | 1, 150 | 592 | 1, 742 | 177 | 2 | 179 | 107 | 28 | 135 | 32 |
| Iowa..... | 914 | 771 | 1, 685 | 245 | 13 | 258 | 163 | 28 | 191 | 26 |
| Kansas..... | 593 | 524 | 1, 117 | 90 | 5 | 95 | 60 | 26 | 86 | 15 |
| Kentucky..... | 251 | 186 | 437 | 189 | 4 | 193 | 30 | 5 | 35 | 13 |
| Louisiana..... | 128 | 137 | 265 | 183 | 19 | 202 | 11 | 12 | 23 | 8 |
| Maine..... | 309 | 146 | 455 | 8 | 0 | 3 | 12 | 1 | 13 | 29 |
| Maryland..... | 297 | 115 | 412 | 304 | 15 | 319 | 79 | 20 | 99 | 33 |
| Massachusetts..... | 2, 591 | 1, 686 | 4, 277 | 1, 088 | 64 | 1, 152 | 807 | 147 | 954 | 57 |
| Michigan..... | 1, 384 | 465 | 1, 849 | 402 | 12 | 414 | 199 | 44 | 243 | 34 |
| Minnesota..... | 666 | 630 | 1, 296 | 462 | 18 | 480 | 89 | 29 | 118 | 13 |
| Mississippi..... | 262 | 220 | 482 | 63 | 5 | 68 | 6 | 0 | 6 | 0 |
| Missouri..... | 679 | 517 | 1, 196 | 356 | 14 | 370 | 130 | 31 | 161 | 18 |
| Montana..... | 105 | 91 | 196 | 16 | 0 | 16 | 7 | 1 | 8 | 0 |
| Nebraska..... | 333 | 294 | 627 | 172 | 5 | 177 | 30 | 16 | 46 | 12 |
| Nevada..... | 27 | 24 | 48 | 0 | 0 | 0 | 1 | 1 | 2 | 0 |
| New Hampshire..... | 364 | 41 | 405 | | | | 4 | 0 | 4 | 18 |
| New Jersey..... | 629 | 43 | 672 | 148 | 6 | 154 | 151 | 1 | 152 | 26 |
| New Mexico..... | 30 | 22 | 52 | 0 | 0 | 0 | 1 | 0 | 1 | 0 |
| New York..... | 3, 473 | 2, 044 | 5, 517 | 1, 956 | 125 | 2, 081 | 972 | 691 | 1, 663 | 140 |
| North Carolina..... | 477 | 280 | 757 | 46 | 2 | 48 | 55 | 5 | 60 | 15 |
| North Dakota..... | 78 | 85 | 163 | 23 | 0 | 23 | 7 | 3 | 10 | 1 |
| Ohio..... | 1, 764 | 1, 312 | 3, 076 | 667 | 42 | 709 | 210 | 60 | 270 | 111 |
| Oklahoma..... | 283 | 224 | 507 | 107 | 6 | 112 | 32 | 12 | 44 | 6 |
| Oregon..... | 474 | 352 | 826 | 123 | 11 | 134 | 16 | 4 | 20 | 5 |
| Pennsylvania..... | 2, 643 | 940 | 3, 583 | 1, 005 | 99 | 1, 104 | 308 | 90 | 398 | 133 |
| Rhode Island..... | 219 | 65 | 284 | 42 | 3 | 45 | 25 | 21 | 46 | 9 |
| South Carolina..... | 357 | 369 | 726 | 93 | 4 | 97 | 13 | 11 | 24 | 17 |
| South Dakota..... | 85 | 69 | 154 | 43 | 1 | 44 | 10 | 1 | 11 | 5 |
| Tennessee..... | 270 | 233 | 503 | 335 | 17 | 352 | 30 | 7 | 37 | 38 |
| Texas..... | 629 | 602 | 1, 231 | 131 | 12 | 143 | 38 | 16 | 54 | 10 |
| Utah..... | 148 | 121 | 269 | 10 | 2 | 12 | 13 | 5 | 18 | 6 |
| Vermont..... | 177 | 93 | 270 | 16 | 0 | 16 | 8 | 2 | 10 | 19 |
| Virginia..... | 523 | 287 | 810 | 67 | 2 | 69 | 58 | 7 | 65 | 20 |
| Washington..... | 481 | 439 | 920 | 40 | 9 | 49 | 93 | 22 | 115 | 7 |
| West Virginia..... | 140 | 109 | 249 | 72 | 3 | 75 | 10 | 4 | 14 | 7 |
| Wisconsin..... | 818 | 598 | 1, 416 | 201 | 10 | 211 | 221 | 74 | 295 | 27 |
| Wyoming..... | 19 | 12 | 31 | | | | | | | 0 |
| Outlying possessions: | | | | | | | | | | |
| Hawaii..... | 17 | 2 | 19 | 0 | 0 | 0 | 2 | 0 | 2 | 0 |
| Porto Rico..... | 13 | 3 | 16 | 0 | 0 | 0 | 0 | 0 | 0 | 1 |

¹ First degrees in theology, law, medicine, dentistry, pharmacy, and veterinary medicine.

TABLE 16.—Property of universities, colleges, and professional schools—Fellowships and scholarships in 1921-22

| States | Number of volumes in libraries | Value of libraries, scientific apparatus, machinery, and furniture | Value of grounds | Value of buildings, including dormitories | Value of dormitories | Productive funds | Fellowships and scholarships |
|--------------------------------|--------------------------------|--|------------------|---|----------------------|------------------|------------------------------|
| 1 | 2 | 3 | 4 | 5 | 6 | 7 | 8 |
| Continental United States..... | 29, 870, 601 | \$140, 900, 406 | \$146, 853, 773 | \$522, 224, 785 | \$92, 885, 016 | \$609, 213, 452 | 23, 023 |
| Alabama..... | 247, 200 | 1, 011, 363 | 941, 568 | 4, 680, 192 | 1, 412, 115 | 2, 887, 489 | 136 |
| Arizona..... | 43, 870 | 342, 500 | 410, 800 | 1, 117, 500 | 475, 500 | 407, 242 | 23 |
| Arkansas..... | 97, 087 | 715, 481 | 311, 630 | 2, 974, 388 | 966, 791 | 1, 117, 743 | 35 |
| California..... | 1, 235, 606 | 6, 851, 982 | 5, 500, 134 | 26, 670, 422 | 2, 821, 278 | 50, 026, 038 | 455 |
| Colorado..... | 367, 200 | 1, 902, 596 | 1, 064, 107 | 5, 173, 582 | 195, 489 | 2, 655, 623 | 202 |
| Connecticut..... | 1, 765, 000 | 3, 473, 032 | 4, 975, 270 | 18, 890, 783 | 10, 696, 241 | 39, 177, 865 | 1, 155 |
| Delaware..... | 27, 700 | 338, 122 | 304, 550 | 1, 173, 090 | 371, 000 | 396, 654 | 8 |
| Dist. Columbia..... | 545, 900 | 875, 997 | 1, 373, 984 | 5, 807, 245 | 1, 007, 837 | 4, 451, 598 | 395 |
| Florida..... | 96, 100 | 490, 184 | 718, 130 | 2, 008, 493 | 690, 000 | 946, 100 | 121 |
| Georgia..... | 297, 120 | 1, 824, 410 | 3, 232, 052 | 8, 388, 633 | 2, 235, 017 | 3, 907, 666 | 429 |
| Idaho..... | 68, 744 | 578, 516 | 208, 000 | 1, 309, 000 | 269, 500 | 1, 825, 600 | 4 |
| Illinois..... | 2, 118, 899 | 10, 029, 529 | 11, 877, 902 | 30, 398, 182 | 3, 914, 343 | 50, 331, 152 | 3, 851 |
| Indiana..... | 735, 667 | 3, 021, 812 | 1, 804, 583 | 10, 475, 405 | 1, 371, 871 | 9, 745, 170 | 620 |
| Iowa..... | 711, 869 | 5, 084, 108 | 3, 458, 614 | 14, 764, 739 | 2, 400, 340 | 12, 522, 851 | 784 |
| Kansas..... | 489, 816 | 3, 036, 128 | 2, 342, 187 | 7, 193, 421 | 779, 909 | 3, 938, 474 | 194 |
| Kentucky..... | 275, 349 | 1, 195, 243 | 1, 710, 681 | 6, 133, 021 | 1, 778, 667 | 6, 831, 122 | 331 |
| Louisiana..... | 204, 298 | 1, 472, 904 | 1, 455, 483 | 3, 891, 548 | 624, 384 | 5, 910, 434 | 483 |
| Maine..... | 325, 688 | 878, 048 | 197, 006 | 4, 246, 523 | 301, 914 | 5, 599, 616 | 225 |
| Maryland..... | 449, 923 | 3, 208, 706 | 3, 588, 450 | 19, 883, 529 | 1, 676, 096 | 19, 377, 616 | 893 |
| Massachusetts..... | 3, 416, 316 | 8, 512, 141 | 10, 692, 684 | 50, 657, 243 | 12, 224, 797 | 106, 677, 245 | 1, 749 |
| Michigan..... | 814, 192 | 5, 417, 082 | 4, 640, 992 | 12, 779, 250 | 1, 272, 488 | 4, 639, 196 | 170 |
| Minnesota..... | 1, 182, 834 | 6, 034, 518 | 4, 188, 892 | 14, 724, 922 | 3, 175, 315 | 9, 255, 359 | 354 |
| Mississippi..... | 129, 548 | 1, 049, 269 | 956, 480 | 5, 471, 797 | 1, 598, 023 | 1, 916, 209 | 28 |
| Missouri..... | 838, 554 | 4, 384, 153 | 3, 598, 450 | 13, 308, 612 | 3, 048, 699 | 18, 811, 665 | 714 |
| Montana..... | 94, 596 | 713, 147 | 367, 973 | 2, 149, 959 | 230, 000 | 1, 603, 982 | 148 |
| Nebraska..... | 266, 163 | 2, 272, 761 | 2, 423, 128 | 6, 487, 638 | 375, 840 | 4, 463, 365 | 56 |
| Nevada..... | 37, 125 | 250, 759 | 110, 000 | 526, 268 | 72, 616 | 338, 402 | 36 |
| New Hampshire..... | 224, 587 | 789, 085 | 113, 940 | 5, 311, 083 | 1, 847, 972 | 7, 001, 646 | 534 |
| New Jersey..... | 953, 129 | 910, 643 | 1, 387, 962 | 4, 298, 425 | 556, 600 | 20, 784, 888 | 714 |
| New Mexico..... | 50, 562 | 540, 554 | 229, 475 | 849, 132 | 158, 145 | 193, 645 | ----- |
| New York..... | 3, 596, 525 | 15, 228, 224 | 25, 661, 452 | 66, 440, 983 | 5, 959, 787 | 113, 008, 326 | 2, 480 |
| North Carolina..... | 304, 748 | 2, 014, 644 | 1, 637, 148 | 9, 652, 837 | 2, 364, 769 | 3, 282, 095 | 482 |
| North Dakota..... | 129, 700 | 1, 169, 260 | 384, 251 | 2, 002, 011 | 284, 125 | 5, 150, 642 | 47 |
| Ohio..... | 1, 484, 939 | 8, 065, 473 | 8, 905, 002 | 25, 923, 849 | 3, 715, 843 | 26, 104, 658 | 706 |
| Oklahoma..... | 106, 330 | 1, 346, 363 | 298, 945 | 4, 572, 676 | 520, 000 | 6, 476, 091 | 110 |
| Oregon..... | 286, 328 | 1, 576, 437 | 1, 356, 631 | 4, 947, 649 | 870, 972 | 3, 687, 106 | 80 |
| Pennsylvania..... | 2, 069, 225 | 14, 006, 214 | 14, 955, 278 | 42, 931, 119 | 6, 867, 619 | 62, 599, 658 | 1, 863 |
| Rhode Island..... | 332, 100 | 342, 518 | 110, 000 | 1, 115, 000 | ----- | 7, 119, 567 | 33 |
| South Carolina..... | 303, 121 | 1, 873, 881 | 3, 611, 998 | 8, 959, 490 | 1, 611, 724 | 2, 744, 492 | 603 |
| South Dakota..... | 124, 583 | 704, 062 | 470, 649 | 2, 671, 921 | 797, 322 | 2, 584, 092 | 191 |
| Tennessee..... | 318, 455 | 1, 905, 765 | 2, 640, 605 | 7, 203, 055 | 2, 350, 121 | 9, 950, 295 | 220 |
| Texas..... | 519, 506 | 4, 821, 676 | 2, 874, 846 | 16, 285, 627 | 4, 262, 620 | 23, 457, 969 | 140 |
| Utah..... | 147, 135 | 865, 196 | 264, 967 | 2, 738, 737 | 85, 000 | 575, 267 | 43 |
| Vermont..... | 193, 409 | 572, 005 | 153, 079 | 2, 695, 246 | 728, 800 | 3, 570, 093 | 379 |
| Virginia..... | 473, 968 | 2, 031, 934 | 2, 027, 407 | 11, 781, 656 | 2, 328, 644 | 9, 682, 076 | 423 |
| Washington..... | 401, 186 | 1, 576, 317 | 1, 999, 688 | 5, 678, 117 | 396, 706 | 9, 301, 865 | 57 |
| West Virginia..... | 103, 534 | 928, 455 | 1, 199, 000 | 1, 881, 500 | 199, 700 | 1, 758, 807 | 47 |
| Wisconsin..... | 812, 138 | 3, 924, 707 | 3, 923, 210 | 11, 743, 787 | 1, 708, 377 | 8, 786, 681 | 270 |
| Wyoming..... | 52, 969 | 242, 312 | 194, 700 | 1, 246, 500 | 225, 000 | 1, 602, 318 | 2 |
| Outlying possessions: | | | | | | | |
| Hawaii..... | 33, 435 | 232, 312 | 369, 711 | 337, 608 | 28, 685 | ----- | 10 |
| Porto Rico..... | 7, 000 | 149, 922 | 55, 900 | 235, 350 | ----- | 10, 620 | 10 |

TABLE 17.—Receipts of universities, colleges, and professional schools in 1921-22

| States | From student fees | | | From productive funds | From State or city | | From United States Government | From private benefactions | | | From all other sources | Total receipts | Total receipts, exclusive of additions to endowments |
|---------------------------|--|---------------|---|-----------------------|-----------------------|----------------------|-------------------------------|---------------------------|---------------|----------------------|------------------------|----------------|--|
| | For tuition and other educational services | For room rent | For board and other noneducational services | | For increase of plant | For current expenses | | For increase of plant | For endowment | For current expenses | | | |
| 1 | 2 | 3 | 4 | 5 | 6 | 7 | 8 | 9 | 10 | 11 | 12 | 13 | 14 |
| Continental United States | \$64,296,212 | \$6,690,528 | \$22,307,937 | \$3,515,843 | \$13,528,671 | \$65,009,045 | \$15,246,367 | \$13,596,951 | \$53,719,601 | \$10,084,204 | \$27,539,945 | \$326,535,304 | \$272,815,703 |
| Alabama | 510,326 | 136,929 | 355,335 | 220,480 | 195,000 | 495,925 | 300,055 | 10,274 | 47,700 | 62,798 | 195,348 | 2,530,170 | 2,482,470 |
| Arizona | 35,460 | 21,372 | 59,336 | 55,903 | 243,180 | 530,561 | 129,690 | 129,690 | 54,120 | 54,120 | 54,120 | 1,129,592 | 1,129,592 |
| Arkansas | 310,965 | 34,961 | 225,541 | 46,049 | 518,734 | 518,734 | 225,741 | 130,000 | 50,000 | 39,498 | 155,997 | 1,737,486 | 1,687,486 |
| California | 2,910,587 | 203,350 | 489,220 | 1,910,206 | 471,087 | 3,838,850 | 198,699 | 2,157,700 | 6,502,155 | 634,764 | 1,507,716 | 20,822,303 | 14,320,148 |
| Colorado | 708,776 | 22,528 | 104,938 | 131,882 | 141,167 | 1,156,181 | 164,802 | 49,560 | 120,431 | 47,552 | 289,127 | 2,937,942 | 2,817,511 |
| Connecticut | 1,372,308 | 392,910 | 160,108 | 2,282,791 | 185,798 | 276,331 | 125,417 | 2,081,434 | 7,779,338 | 519,729 | 245,742 | 15,321,906 | 7,542,568 |
| Delaware | 71,017 | 15,733 | 83,753 | 22,478 | 161,203 | 161,203 | 100,145 | 159,006 | 116,187 | 2,450 | 17,622 | 474,401 | 474,401 |
| District of Columbia | 729,799 | 81,261 | 199,436 | 141,575 | 401,646 | 401,646 | 363,135 | 159,006 | 69,720 | 48,478 | 158,831 | 1,997,708 | 1,881,521 |
| Florida | 137,916 | 30,353 | 145,861 | 89,172 | 211,000 | 665,135 | 192,351 | 151,937 | 60,205 | 3,500 | 196,089 | 1,476,908 | 1,407,088 |
| Georgia | 1,160,952 | 66,922 | 686,785 | 243,279 | 211,000 | 665,135 | 275,984 | 151,937 | 60,205 | 256,696 | 509,990 | 4,066,955 | 4,006,060 |
| Idaho | 29,129 | 27,524 | 72,574 | 120,976 | 62,000 | 599,913 | 123,039 | 6,535 | 51,156 | 27,178 | 172,348 | 1,292,372 | 1,241,216 |
| Illinois | 5,388,329 | 400,696 | 898,100 | 2,729,038 | 311,641 | 3,673,877 | 330,872 | 412,018 | 883,762 | 607,100 | 1,242,089 | 16,878,422 | 15,994,660 |
| Indiana | 1,502,136 | 148,613 | 652,100 | 446,340 | 149,267 | 2,156,516 | 251,215 | 81,530 | 786,136 | 281,565 | 551,337 | 7,006,755 | 6,220,619 |
| Iowa | 1,579,942 | 182,761 | 890,994 | 476,991 | 808,875 | 3,420,103 | 267,140 | 245,129 | 400,212 | 530,939 | 854,381 | 9,346,467 | 8,946,255 |
| Kansas | 872,596 | 53,217 | 237,294 | 222,228 | 810,000 | 2,149,827 | 220,414 | 195,128 | 68,683 | 231,933 | 702,622 | 5,763,952 | 5,695,269 |
| Kentucky | 454,722 | 68,827 | 388,420 | 350,508 | 105,000 | 722,573 | 285,843 | 126,351 | 368,788 | 126,599 | 339,792 | 3,355,423 | 2,968,635 |
| Louisiana | 450,756 | 69,382 | 69,382 | 358,919 | 1,212,285 | 326,232 | 222,156 | 381,403 | 258,916 | 130,835 | 173,454 | 3,584,338 | 3,325,422 |
| Maine | 373,107 | 73,509 | 120,048 | 216,507 | 286,243 | 286,243 | 145,021 | 25,000 | 226,817 | 40,076 | 121,871 | 1,624,189 | 1,401,372 |
| Maryland | 1,099,294 | 74,524 | 385,496 | 649,568 | 223,000 | 568,733 | 2,438,807 | 1,465,209 | 7,608,503 | 391,678 | 205,464 | 15,130,276 | 7,521,773 |
| Massachusetts | 7,090,698 | 864,360 | 2,786,747 | 4,967,593 | 91,130 | 1,000,087 | 1,200,672 | 753,165 | 11,810,616 | 756,151 | 1,355,245 | 31,596,464 | 19,758,848 |
| Michigan | 1,495,429 | 98,385 | 280,341 | 317,762 | 1,112,781 | 4,428,265 | 259,198 | 182,976 | 323,409 | 176,397 | 1,800,628 | 10,475,571 | 10,152,162 |
| Minnesota | 1,503,418 | 157,083 | 1,508,856 | 518,625 | 602,354 | 3,521,328 | 253,950 | 204,779 | 111,038 | 619,073 | 483,872 | 9,484,375 | 9,373,337 |
| Mississippi | 225,300 | 10,711 | 343,201 | 88,458 | 356,000 | 854,852 | 223,038 | 33,765 | 10,223 | 5,968 | 469,266 | 2,620,682 | 2,610,459 |
| Missouri | 1,644,728 | 180,398 | 809,865 | 927,234 | 105,738 | 1,434,988 | 291,010 | 167,989 | 811,673 | 315,940 | 493,184 | 7,252,747 | 6,441,074 |
| Montana | 75,462 | 14,070 | 102,283 | 137,814 | 682,659 | 864,603 | 134,407 | 2,000 | 2,000 | 17,211 | 30,250 | 2,040,741 | 2,038,741 |

TABLE 17.—Receipts of universities, colleges, and professional schools in 1921-22.—Continued

| States | From student fees | | | From productive funds | From State or city | | From United States Government | From private benefactions | | | From all other sources | Total receipts | Total receipts, exclusive of additions to endowments | |
|-----------------------|--|---------------|---|-----------------------|-----------------------|----------------------|-------------------------------|---------------------------|-------------|-------------|------------------------|----------------|--|----|
| | For tuition and other educational services | For room rent | For board and other noneducational services | | For increase of plant | For current expenses | | 9 | 10 | 11 | | | | 12 |
| | | | | | | | | | | | | | | |
| Nebraska..... | \$562, 046 | \$49, 868 | \$236, 478 | \$283, 017 | \$60, 664 | \$1, 737, 503 | \$197, 582 | \$45, 965 | \$97, 879 | \$113, 121 | \$633, 706 | \$4, 008, 419 | \$3, 910, 540 | |
| Nevada..... | 42, 230 | 8, 335 | 42, 003 | 16, 144 | 10, 468 | 197, 070 | 110, 182 | 347, 934 | 231, 357 | 101, 671 | 48, 672 | 478, 064 | 2, 406, 010 | |
| New Hampshire..... | 612, 242 | 235, 340 | 69, 412 | 320, 739 | 18, 790 | 301, 733 | 110, 334 | 483, 608 | 771, 140 | 81, 531 | 287, 815 | 4, 069, 761 | 3, 298, 621 | |
| New Jersey..... | 1, 074, 233 | 149, 507 | 76, 944 | 887, 423 | 146, 798 | 193, 787 | 170, 999 | 800 | 1, 950, 092 | 550, 949 | 156, 887 | 653, 168 | 653, 168 | |
| New Mexico..... | 24, 364 | 3, 578 | 51, 839 | 97, 190 | 139, 788 | 3, 253, 464 | 123, 895 | 1, 950, 092 | 7, 051, 731 | 550, 949 | 3, 817, 886 | 38, 623, 141 | 31, 571, 410 | |
| New York..... | 10, 396, 457 | 763, 586 | 1, 813, 265 | 6, 219, 365 | 1, 687, 500 | 1, 223, 921 | 2, 677, 578 | 100, 223 | 7, 051, 731 | 160, 967 | 3, 869, 830 | 6, 360, 723 | 6, 139, 352 | |
| North Carolina..... | 870, 773 | 200, 584 | 957, 341 | 349, 451 | 1, 687, 500 | 1, 223, 921 | 338, 792 | 100, 223 | 2, 221, 341 | 160, 967 | 3, 869, 830 | 6, 360, 723 | 6, 139, 352 | |
| North Dakota..... | 114, 463 | 21, 406 | 135, 910 | 128, 773 | 94, 520 | 962, 290 | 162, 625 | 45, 000 | 1, 198, 973 | 77, 116 | 109, 117 | 1, 791, 219 | 1, 791, 219 | |
| Ohio..... | 3, 220, 724 | 240, 806 | 907, 243 | 1, 523, 898 | 1, 264, 859 | 3, 458, 879 | 302, 322 | 485, 977 | 1, 198, 973 | 473, 322 | 1, 270, 890 | 14, 347, 698 | 13, 148, 723 | |
| Oklahoma..... | 276, 966 | 16, 005 | 59, 499 | 183, 260 | 125, 650 | 1, 936, 251 | 274, 363 | | | | 433, 664 | 3, 305, 688 | 3, 305, 688 | |
| Oregon..... | 498, 293 | 48, 328 | 196, 688 | 154, 183 | | 2, 240, 653 | 179, 128 | 60, 304 | 52, 927 | 136, 023 | 187, 426 | 3, 753, 760 | 3, 700, 833 | |
| Pennsylvania..... | 7, 309, 022 | 640, 386 | 1, 471, 314 | 2, 637, 244 | 47, 630 | 2, 363, 197 | 395, 968 | 780, 538 | 2, 550, 529 | 1, 064, 511 | 2, 526, 964 | 21, 777, 192 | 19, 226, 593 | |
| Rhode Island..... | 406, 741 | 43, 476 | 75, 708 | 313, 910 | 35, 000 | 109, 310 | 104, 644 | | | | 211, 690 | 1, 300, 390 | 1, 300, 390 | |
| South Carolina..... | 427, 076 | 43, 476 | 396, 827 | 174, 445 | 252, 336 | 1, 056, 413 | 250, 664 | 14, 222 | 376, 700 | 54, 529 | 215, 329 | 3, 261, 017 | 2, 864, 317 | |
| South Dakota..... | 148, 421 | 25, 367 | 99, 921 | 142, 956 | 114, 200 | 887, 793 | 172, 094 | 5, 029 | 10, 875 | 142, 953 | 139, 337 | 1, 868, 986 | 1, 877, 711 | |
| Tennessee..... | 770, 571 | 111, 394 | 487, 928 | 561, 006 | 765 | 305, 607 | 287, 890 | 90, 653 | 832, 413 | 405, 092 | 354, 471 | 4, 207, 810 | 3, 375, 397 | |
| Texas..... | 1, 225, 991 | 176, 473 | 1, 434, 066 | 1, 247, 156 | 103, 987 | 3, 146, 446 | 458, 780 | 137, 826 | 76, 777 | 193, 359 | 1, 228, 425 | 9, 429, 266 | 9, 352, 609 | |
| Utah..... | 264, 769 | 733 | 26, 516 | 63, 346 | 7, 000 | 607, 151 | 148, 108 | 16, 591 | 21, 449 | 186, 971 | 251, 337 | 1, 563, 961 | 1, 572, 512 | |
| Vermont..... | 336, 074 | 52, 035 | 127, 934 | 148, 710 | | 178, 950 | 122, 058 | 21, 780 | 289, 602 | 16, 076 | 196, 119 | 1, 487, 347 | 1, 197, 745 | |
| Virginia..... | 1, 207, 366 | 235, 744 | 1, 092, 529 | 475, 603 | 100, 450 | 921, 183 | 274, 977 | 206, 490 | 696, 324 | 118, 839 | 751, 599 | 6, 171, 094 | 5, 474, 770 | |
| Washington..... | 682, 573 | 49, 539 | 183, 288 | 245, 189 | 463, 639 | 1, 483, 714 | 183, 289 | 36, 467 | 87, 597 | 64, 305 | 367, 902 | 3, 837, 502 | 3, 749, 905 | |
| West Virginia..... | 335, 227 | 70, 376 | 399, 058 | 91, 517 | 505, 000 | 795, 000 | 209, 429 | 25, 000 | 64, 874 | 50, 381 | 124, 615 | 2, 280, 682 | 2, 215, 808 | |
| Wisconsin..... | 1, 758, 466 | 203, 929 | 608, 740 | 399, 058 | 151, 533 | 3, 032, 442 | 237, 856 | 204, 974 | 581, 443 | 238, 023 | 1, 243, 689 | 8, 680, 155 | 8, 098, 710 | |
| Wyoming..... | 27, 422 | 10, 446 | 42, 248 | 89, 926 | 158, 332 | 174, 077 | 110, 069 | | | | 8, 761 | 622, 301 | 622, 301 | |
| Outlying possessions: | | | | | | | | | | | | | | |
| Hawaii..... | 1, 580 | 620 | 7, 451 | 501 | 88, 022 | 148, 503 | 50, 000 | | | | 22, 262 | 318, 438 | 318, 438 | |
| Porto Rico..... | 8, 356 | | | | 50, 000 | 185, 000 | 50, 729 | | | | 6, 800 | 301, 396 | 301, 396 | |

TABLE 18.—Professors and instructors in publicly-controlled universities, colleges, and professional schools in 1921-22

| States | Insti- tu- tions | Preparatory departments | | Collegiate departments ¹ | | Professional departments ² | | Other de- partments | | Total number, excluding duplicates | |
|---------------------------|------------------------|----------------------------|------------|--|------------|--|------------|------------------------|------------|--|------------|
| | | Men | Wom- en | Men | Wom- en | Men | Wom- en | Men | Wom- en | Men | Wom- en |
| 1 | 2 | 3 | 4 | 5 | 6 | 7 | 8 | 9 | 10 | 11 | 12 |
| Continental U. S. | 119 | 1,096 | 445 | 10,902 | 2,510 | 3,137 | 118 | 101 | 157 | 13,887 | 3,070 |
| Alabama..... | 3 | 0 | 8 | 165 | 25 | 18 | 0 | 0 | 12 | 183 | 44 |
| Arizona..... | 1 | 0 | 0 | 64 | 27 | 5 | 0 | 0 | 0 | 69 | 27 |
| Arkansas..... | 1 | 12 | 4 | 62 | 10 | 16 | 2 | 4 | 1 | 84 | 17 |
| California..... | 6 | 33 | 20 | 747 | 239 | 172 | 9 | 0 | 0 | 824 | 266 |
| Colorado..... | 3 | 39 | 31 | 138 | 42 | 67 | 1 | 0 | 0 | 229 | 74 |
| Connecticut..... | 1 | 18 | 1 | 35 | 8 | 0 | 0 | 0 | 0 | 40 | 8 |
| Delaware..... | 1 | 10 | 1 | 50 | 14 | 0 | 0 | 0 | 0 | 60 | 15 |
| District of Columbia..... | 1 | 2 | 2 | 11 | 4 | 0 | 0 | 0 | 0 | 13 | 6 |
| Florida..... | 2 | 27 | 5 | 75 | 18 | 5 | 0 | 0 | 13 | 76 | 35 |
| Georgia..... | 5 | 141 | 18 | 206 | 57 | 65 | 0 | 0 | 0 | 370 | 68 |
| Idaho..... | 2 | 10 | 6 | 104 | 30 | 7 | 0 | 18 | 13 | 109 | 32 |
| Illinois..... | 2 | 8 | 8 | 500 | 104 | 241 | 14 | 0 | 0 | 658 | 117 |
| Indiana..... | 2 | 0 | 0 | 317 | 45 | 74 | 0 | 0 | 0 | 386 | 45 |
| Iowa..... | 2 | 64 | 29 | 507 | 145 | 116 | 9 | 12 | 4 | 688 | 173 |
| Kansas..... | 3 | 52 | 17 | 440 | 123 | 50 | 0 | 0 | 0 | 410 | 123 |
| Kentucky..... | 2 | 2 | 3 | 137 | 34 | 154 | 6 | 0 | 0 | 292 | 43 |
| Louisiana..... | 1 | 6 | 4 | 76 | 18 | 4 | 0 | 0 | 0 | 82 | 21 |
| Maine..... | 1 | 16 | 1 | 90 | 14 | 0 | 0 | 0 | 0 | 100 | 14 |
| Maryland..... | 2 | 25 | 3 | 340 | 10 | 251 | 1 | 0 | 0 | 586 | 14 |
| Massachusetts..... | 2 | 19 | 3 | 97 | 7 | 0 | 0 | 4 | 0 | 120 | 10 |
| Michigan..... | 7 | 8 | 4 | 710 | 74 | 169 | 10 | 0 | 0 | 887 | 84 |
| Minnesota..... | 2 | 103 | 45 | 437 | 119 | 343 | 17 | 0 | 0 | 781 | 179 |
| Mississippi..... | 3 | 33 | 3 | 130 | 46 | 26 | 0 | 0 | 19 | 173 | 69 |
| Missouri..... | 2 | 39 | 10 | 257 | 49 | 37 | 2 | 0 | 0 | 258 | 52 |
| Montana..... | 3 | 5 | 1 | 115 | 30 | 8 | 0 | 4 | 3 | 126 | 34 |
| Nebraska..... | 1 | 73 | 31 | 257 | 65 | 122 | 3 | 0 | 0 | 316 | 77 |
| Nevada..... | 1 | 0 | 0 | 46 | 18 | 0 | 0 | 0 | 0 | 46 | 18 |
| New Hampshire..... | 1 | 0 | 0 | 66 | 8 | 0 | 0 | 0 | 0 | 66 | 8 |
| New Jersey..... | 0 | 0 | 0 | 0 | 0 | 0 | 0 | 0 | 0 | 0 | 0 |
| New Mexico..... | 3 | 9 | 5 | 50 | 10 | 0 | 0 | 0 | 0 | 59 | 14 |
| New York..... | 4 | 54 | 66 | 438 | 154 | 0 | 0 | 0 | 0 | 438 | 215 |
| North Carolina..... | 3 | 18 | 0 | 194 | 43 | 24 | 0 | 6 | 17 | 234 | 58 |
| North Dakota..... | 2 | 45 | 12 | 120 | 54 | 42 | 3 | 0 | 0 | 153 | 44 |
| Ohio..... | 6 | 3 | 6 | 780 | 170 | 323 | 15 | 0 | 0 | 1,077 | 189 |
| Oklahoma..... | 5 | 24 | 19 | 350 | 75 | 88 | 6 | 16 | 23 | 343 | 142 |
| Oregon..... | 2 | 10 | 4 | 245 | 87 | 16 | 6 | 10 | 7 | 271 | 97 |
| Pennsylvania..... | 1 | 0 | 0 | 262 | 25 | 0 | 0 | 0 | 0 | 262 | 25 |
| Rhode Island..... | 1 | 9 | 0 | 26 | 10 | 0 | 0 | 0 | 0 | 31 | 10 |
| South Carolina..... | 6 | 7 | 0 | 130 | 50 | 78 | 0 | 1 | 14 | 213 | 63 |
| South Dakota..... | 3 | 8 | 8 | 95 | 25 | 14 | 0 | 7 | 4 | 119 | 37 |
| Tennessee..... | 1 | 47 | 3 | 75 | 14 | 123 | 0 | 0 | 0 | 208 | 17 |
| Texas..... | 5 | 46 | 12 | 450 | 100 | 59 | 8 | 5 | 7 | 540 | 115 |
| Utah..... | 2 | 38 | 14 | 100 | 40 | 32 | 0 | 0 | 0 | 162 | 47 |
| Vermont..... | 1 | 0 | 0 | 119 | 14 | 42 | 0 | 0 | 0 | 119 | 14 |
| Virginia..... | 5 | 6 | 3 | 257 | 6 | 229 | 0 | 0 | 0 | 452 | 9 |
| Washington..... | 2 | 10 | 10 | 329 | 74 | 18 | 1 | 0 | 0 | 354 | 85 |
| West Virginia..... | 1 | 0 | 0 | 121 | 29 | 44 | 0 | 0 | 0 | 165 | 29 |
| Wisconsin..... | 1 | 11 | 18 | 547 | 127 | 52 | 5 | 12 | 17 | 610 | 158 |
| Wyoming..... | 1 | 6 | 7 | 85 | 20 | 3 | 0 | 2 | 3 | 45 | 29 |
| Outlying possessions: | | | | | | | | | | | |
| Hawaii..... | 1 | 0 | 0 | 29 | 5 | 0 | 0 | 0 | 0 | 29 | 5 |
| Porto Rico..... | 1 | 26 | 35 | 40 | 36 | 14 | 1 | 0 | 0 | 57 | 36 |

¹ Including engineering.

² Includes law, medicines, dentistry, pharmacy, and veterinary medicine.

TABLE 19.—Students in publicly-controlled universities, colleges, and professional schools in 1921-22

| States | Preparatory departments ¹ | | Collegiate departments ² | | Graduate departments | | Professional departments ³ | | All other departments ⁴ | | Total number, excluding duplicates | |
|-----------------------|--------------------------------------|-------|-------------------------------------|--------|----------------------|-------|---------------------------------------|-------|------------------------------------|-------|------------------------------------|--------|
| | Men | Women | Men | Women | Men | Women | Men | Women | Men | Women | Men | Women |
| 1 | 2 | 3 | 4 | 5 | 6 | 7 | 8 | 9 | 10 | 11 | 12 | 13 |
| Continental U. S. | 15,271 | 5,311 | 109,559 | 61,429 | 5,882 | 2,878 | 17,493 | 1,055 | 5,578 | 3,886 | 149,194 | 71,329 |
| Alabama..... | 0 | 98 | 2,138 | 576 | 19 | 6 | 292 | 3 | 22 | 56 | 2,446 | 718 |
| Arizona..... | 0 | 0 | 783 | 455 | 47 | 27 | 65 | 3 | 34 | 71 | 862 | 507 |
| Arkansas..... | 191 | 58 | 601 | 342 | 5 | 4 | 33 | 1 | 50 | 40 | 797 | 420 |
| California..... | 509 | 241 | 5,643 | 6,253 | 506 | 514 | 1,703 | 226 | 257 | 83 | 8,618 | 7,240 |
| Colorado..... | 485 | 59 | 2,437 | 1,047 | 64 | 69 | 305 | 29 | 159 | 79 | 3,273 | 1,177 |
| Connecticut..... | 69 | 2 | 285 | 58 | 3 | 1 | 0 | 0 | 61 | 10 | 374 | 66 |
| Delaware..... | 133 | 0 | 273 | 186 | 12 | 0 | 0 | 0 | 0 | 0 | 411 | 186 |
| Dist. Columbia..... | 26 | 18 | 39 | 31 | 1 | 2 | 0 | 0 | 0 | 0 | 60 | 49 |
| Florida..... | 286 | 13 | 602 | 645 | 8 | 0 | 152 | 0 | 0 | 0 | 1,014 | 658 |
| Georgia..... | 1,253 | 33 | 2,697 | 1,184 | 27 | 17 | 260 | 2 | 98 | 0 | 4,335 | 1,236 |
| Idaho..... | 179 | 170 | 791 | 466 | 25 | 11 | 85 | 3 | 152 | 38 | 1,079 | 608 |
| Illinois..... | 96 | 64 | 6,188 | 2,106 | 442 | 114 | 909 | 45 | 221 | 126 | 7,502 | 2,317 |
| Indiana..... | 0 | 0 | 3,915 | 1,508 | 159 | 94 | 534 | 28 | 127 | 43 | 4,608 | 1,630 |
| Iowa..... | 756 | 126 | 4,447 | 2,946 | 786 | 440 | 925 | 29 | 230 | 189 | 7,039 | 3,592 |
| Kansas..... | 371 | 72 | 3,645 | 2,317 | 209 | 82 | 543 | 31 | 227 | 213 | 4,639 | 2,370 |
| Kentucky..... | 160 | 42 | 1,132 | 667 | 47 | 32 | 389 | 10 | 96 | 141 | 1,767 | 845 |
| Louisiana..... | 116 | 57 | 820 | 214 | 30 | 5 | 59 | 2 | 22 | 8 | 966 | 276 |
| Maine..... | 30 | 0 | 958 | 280 | 22 | 7 | 0 | 0 | 44 | 14 | 1,049 | 288 |
| Maryland..... | 111 | 0 | 3,155 | 185 | 25 | 2 | 1,051 | 35 | 0 | 0 | 4,342 | 222 |
| Massachusetts..... | 305 | 14 | 658 | 38 | 53 | 8 | 0 | 0 | 61 | 6 | 1,077 | 66 |
| Michigan..... | 210 | 0 | 7,775 | 2,815 | 468 | 120 | 1,646 | 68 | 7 | 3 | 10,098 | 3,003 |
| Minnesota..... | 1,248 | 361 | 4,172 | 2,720 | 618 | 183 | 1,196 | 72 | 517 | 304 | 7,350 | 3,474 |
| Mississippi..... | 449 | 0 | 1,526 | 960 | 23 | 0 | 171 | 5 | 54 | 29 | 2,150 | 1,000 |
| Missouri..... | 738 | 85 | 3,456 | 2,221 | 175 | 67 | 200 | 7 | 476 | 258 | 4,267 | 2,083 |
| Montana..... | 172 | 1 | 1,174 | 795 | 68 | 19 | 80 | 16 | 16 | 69 | 1,504 | 900 |
| Nebraska..... | 585 | 453 | 2,529 | 2,663 | 221 | 195 | 695 | 36 | 258 | 374 | 4,177 | 3,455 |
| Nevada..... | 0 | 0 | 362 | 223 | 8 | 17 | 0 | 0 | 91 | 25 | 461 | 265 |
| New Hampshire..... | 0 | 0 | 732 | 204 | 5 | 1 | 0 | 0 | 23 | 9 | 760 | 214 |
| New Jersey..... | 0 | 0 | 0 | 0 | 0 | 0 | 0 | 0 | 0 | 0 | 0 | 0 |
| New Mexico..... | 236 | -31 | 406 | 208 | 3 | 2 | 0 | 0 | 31 | 10 | 654 | 249 |
| New York..... | 1,718 | 1,966 | 4,208 | 1,491 | 7 | 0 | 0 | 0 | 120 | 0 | 6,049 | 3,457 |
| North Carolina..... | 366 | 0 | 2,020 | 976 | 103 | 10 | 267 | 4 | 76 | 71 | 2,784 | 1,046 |
| North Dakota..... | 384 | 209 | 868 | 709 | 25 | 6 | 114 | 8 | 21 | 15 | 1,405 | 938 |
| Ohio..... | 259 | 185 | 9,030 | 6,429 | 382 | 248 | 1,305 | 79 | 412 | 350 | 10,780 | 6,795 |
| Oklahoma..... | 724 | 416 | 2,180 | 1,770 | 33 | 32 | 468 | 25 | 210 | 218 | 3,614 | 2,398 |
| Oregon..... | 384 | 106 | 3,130 | 1,916 | 74 | 42 | 416 | 52 | 380 | 271 | 4,113 | 2,327 |
| Pennsylvania..... | 220 | 2 | 2,743 | 308 | 119 | 13 | 0 | 0 | 41 | 9 | 3,080 | 323 |
| Rhode Island..... | 17 | 0 | 306 | 74 | 3 | 1 | 0 | 0 | 10 | 5 | 326 | 75 |
| South Carolina..... | 156 | 0 | 1,570 | 1,142 | 25 | 20 | 308 | 9 | 56 | 304 | 2,088 | 1,367 |
| South Dakota..... | 398 | 90 | 792 | 529 | 26 | 7 | 178 | 19 | 121 | 82 | 1,420 | 647 |
| Tennessee..... | 327 | 0 | 754 | 335 | 24 | 6 | 318 | 10 | 0 | 0 | 1,419 | 351 |
| Texas..... | 238 | 38 | 4,088 | 3,670 | 99 | 76 | 657 | 31 | 214 | 127 | 5,257 | 3,895 |
| Utah..... | 725 | 118 | 1,573 | 1,136 | 80 | 34 | 310 | 21 | 57 | 39 | 2,688 | 1,308 |
| Vermont..... | 0 | 0 | 534 | 369 | 6 | 4 | 114 | 3 | 14 | 8 | 668 | 383 |
| Virginia..... | 176 | 0 | 2,983 | 284 | 78 | 14 | 831 | 43 | 53 | 8 | 4,050 | 341 |
| Washington..... | 220 | 68 | 3,879 | 2,579 | 167 | 114 | 302 | 66 | 200 | 28 | 4,768 | 2,855 |
| West Virginia..... | 0 | 0 | 1,202 | 680 | 42 | 23 | 209 | 8 | 89 | 6 | 1,403 | 571 |
| Wisconsin..... | 215 | 131 | 4,139 | 2,489 | 509 | 198 | 395 | 26 | 96 | 76 | 5,258 | 2,844 |
| Wyoming..... | 30 | 44 | 223 | 210 | 1 | 2 | 10 | 0 | 74 | 71 | 332 | 290 |
| Outlying possessions: | | | | | | | | | | | | |
| Hawaii..... | 0 | 0 | 196 | 47 | 6 | 1 | 0 | 0 | 70 | 85 | 271 | 133 |
| Porto Rico..... | 333 | 381 | 191 | 158 | 0 | 0 | 60 | 2 | 0 | 0 | 584 | 541 |

¹ Including secondary schools.² Includes also engineering schools.³ Includes students in law, medicine, dentistry, pharmacy, and veterinary medicine.⁴ Includes students in music, art, oratory, business, etc., unless they are enrolled in four-year courses leading to a collegiate degree.

TABLE 20.—Property of publicly controlled universities, colleges, and professional schools—Fellowships and scholarships in 1921-22

| States | Number of volumes in libraries | Value of libraries, scientific apparatus, machinery, and furniture | Value of grounds | Value of buildings, including dormitories | Value of dormitories | Productive funds | Fellowships and scholarships |
|---------------------------|--------------------------------|--|------------------|---|----------------------|------------------|------------------------------|
| 1 | 2 | 3 | 4 | 5 | 6 | 7 | 8 |
| Continental U. S. | 8, 335, 065 | \$62, 806, 414 | \$46, 371, 534 | \$175, 657, 107 | \$16, 824, 294 | \$75, 349, 422 | 5, 574 |
| Alabama..... | 142, 700 | 562, 600 | 331, 368 | 2, 535, 544 | 745, 115 | 1, 737, 270 | 73 |
| Arizona..... | 43, 870 | 342, 500 | 410, 800 | 1, 117, 500 | 475, 500 | 407, 242 | 23 |
| Arkansas..... | 46, 000 | 344, 611 | 84, 500 | 608, 500 | 160, 000 | 132, 666 | 9 |
| California..... | 544, 000 | 3, 431, 886 | 2, 931, 636 | 11, 419, 017 | | 8, 407, 775 | 197 |
| Colorado..... | 203, 355 | 1, 497, 019 | 590, 701 | 3, 819, 167 | | 383, 661 | 32 |
| Connecticut..... | 35, 000 | 392, 734 | 87, 560 | 1, 785, 366 | 554, 125 | 256, 000 | 27 |
| Delaware..... | 27, 700 | 338, 122 | 304, 550 | 1, 173, 090 | 371, 000 | 396, 654 | 8 |
| District of Columbia..... | 7, 000 | | | | | | 131 |
| Florida..... | 59, 000 | 326, 000 | 678, 000 | 1, 540, 000 | 690, 000 | 286, 100 | 61 |
| Georgia..... | 89, 150 | 883, 096 | 988, 000 | 2, 939, 700 | 501, 500 | 584, 058 | 8 |
| Idaho..... | 60, 744 | 552, 326 | 178, 000 | 1, 090, 000 | 159, 500 | 1, 500, 000 | 4 |
| Illinois..... | 515, 596 | 3, 946, 977 | 1, 460, 380 | 6, 967, 559 | 180, 936 | 649, 013 | 1, 485 |
| Indiana..... | 219, 576 | 1, 049, 980 | 497, 348 | 3, 028, 332 | | 1, 192, 328 | |
| Iowa..... | 281, 894 | 3, 049, 858 | 1, 342, 542 | 6, 853, 335 | 774, 689 | 1, 133, 721 | 491 |
| Kansas..... | 211, 109 | 2, 674, 662 | 1, 025, 415 | 2, 880, 984 | | 642, 747 | 54 |
| Kentucky..... | 72, 813 | 480, 362 | 320, 954 | 1, 483, 284 | 270, 000 | 194, 075 | 55 |
| Louisiana..... | 62, 377 | 456, 796 | 430, 000 | 648, 550 | 100, 000 | 318, 964 | 40 |
| Maine..... | 60, 771 | 303, 280 | 51, 608 | 771, 227 | 163, 487 | 220, 830 | 12 |
| Maryland..... | 87, 140 | 1, 627, 493 | 2, 575, 900 | 11, 120, 611 | 270, 200 | 117, 644 | 166 |
| Massachusetts..... | 70, 130 | 1, 101, 991 | 2, 559, 900 | 1, 577, 279 | 195, 831 | 240, 666 | 13 |
| Michigan..... | 579, 444 | 4, 650, 371 | 2, 271, 627 | 9, 878, 907 | 691, 193 | 1, 541, 520 | 87 |
| Minnesota..... | 934, 689 | 4, 354, 573 | 2, 847, 882 | 7, 557, 187 | 690, 808 | 4, 179, 873 | 104 |
| Mississippi..... | 90, 898 | 1, 002, 269 | 807, 520 | 3, 936, 375 | 1, 175, 150 | 982, 788 | 10 |
| Missouri..... | 269, 219 | 1, 784, 900 | 1, 243, 946 | 2, 578, 549 | 70, 000 | 1, 699, 678 | 59 |
| Montana..... | 83, 486 | 617, 147 | 311, 973 | 1, 269, 959 | 115, 000 | 1, 369, 982 | 129 |
| Nebraska..... | 170, 000 | 1, 637, 059 | 1, 751, 490 | 3, 560, 200 | 26, 000 | 900, 523 | 18 |
| Nevada..... | 37, 125 | 250, 759 | 110, 000 | 526, 268 | 72, 518 | 338, 402 | 36 |
| New Hampshire..... | 42, 587 | 360, 228 | 113, 940 | 1, 850, 400 | 695, 000 | 1, 030, 000 | 530 |
| New Jersey..... | 0 | 0 | 0 | 0 | 0 | 0 | 0 |
| New Mexico..... | 50, 562 | 540, 554 | 229, 475 | 849, 132 | 158, 145 | 193, 645 | |
| New York..... | 211, 115 | 1, 744, 348 | 4, 884, 892 | 18, 442, 444 | 10, 000 | | 20 |
| North Carolina..... | 145, 695 | 1, 355, 723 | 786, 501 | 5, 657, 482 | 1, 342, 269 | 125, 000 | 243 |
| North Dakota..... | 112, 200 | 1, 046, 605 | 282, 251 | 1, 716, 981 | 189, 125 | 4, 585, 040 | 7 |
| Ohio..... | 467, 900 | 3, 943, 374 | 4, 039, 471 | 8, 452, 224 | 546, 053 | 3, 473, 542 | 61 |
| Oklahoma..... | 87, 010 | 1, 238, 440 | 206, 945 | 4, 077, 676 | 340, 000 | 5, 551, 452 | 110 |
| Oregon..... | 182, 000 | 1, 261, 268 | 695, 411 | 3, 341, 257 | 531, 751 | 362, 019 | 11 |
| Pennsylvania..... | 82, 500 | 851, 850 | 174, 786 | 2, 212, 364 | 359, 875 | 617, 000 | 223 |
| Rhode Island..... | 23, 000 | 329, 518 | 10, 000 | 700, 000 | | 50, 000 | |
| South Carolina..... | 162, 605 | 1, 558, 064 | 2, 480, 142 | 4, 779, 057 | 734, 000 | 461, 739 | 497 |
| South Dakota..... | 78, 500 | 580, 100 | 186, 000 | 1, 615, 800 | 495, 000 | 975, 604 | 151 |
| Tennessee..... | 58, 352 | 631, 321 | 1, 124, 735 | 1, 532, 433 | 75, 000 | 425, 030 | 21 |
| Texas..... | 244, 969 | 2, 912, 564 | 979, 516 | 6, 719, 582 | 1, 158, 620 | 11, 297, 028 | 20 |
| Utah..... | 102, 020 | 579, 984 | 122, 667 | 1, 966, 900 | | 346, 568 | 18 |
| Vermont..... | 115, 195 | 359, 200 | 100, 000 | 1, 670, 000 | 290, 000 | 1, 103, 086 | 4 |
| Virginia..... | 189, 800 | 1, 049, 281 | 841, 707 | 4, 560, 228 | 471, 500 | 3, 547, 891 | 145 |
| Washington..... | 333, 086 | 1, 301, 997 | 1, 537, 588 | 4, 129, 587 | 280, 406 | 9, 026, 547 | 37 |
| West Virginia..... | 77, 034 | 724, 805 | 1, 000, 000 | 965, 500 | | 120, 300 | |
| Wisconsin..... | 511, 200 | 2, 535, 507 | 2, 487, 309 | 6, 523, 070 | 470, 000 | 741, 963 | 142 |
| Wyoming..... | 52, 969 | 242, 312 | 194, 700 | 1, 246, 500 | 225, 000 | 1, 602, 318 | 2 |
| Outlying possessions: | | | | | | | |
| Hawaii..... | 33, 435 | 232, 312 | 369, 711 | 337, 608 | 28, 685 | | 10 |
| Porto Rico..... | 7, 000 | 149, 922 | 55, 900 | 235, 350 | | 10, 620 | 10 |

TABLE 21.—Receipts of publicly controlled universities, colleges, and professional schools in 1921-22

| States | From student fees | | | From productive funds | From State or city | | From United States Government | From private benefactions | | | From all other sources | Total receipts | Total receipts, exclusive of additions to endowments |
|---------------------------|--|---------------|---|-----------------------|-----------------------|----------------------|-------------------------------|---------------------------|---------------|----------------------|------------------------|----------------|--|
| | For tuition and other educational services | For room rent | For board and other noneducational services | | For increase of plant | For current expenses | | For increase of plant | For endowment | For current expenses | | | |
| 1 | 2 | 3 | 4 | 5 | 6 | 7 | 8 | 9 | 10 | 11 | 12 | 13 | 14 |
| Continental U. S. | \$13,694,084 | \$852,610 | \$4,764,668 | \$3,641,059 | \$13,191,358 | \$61,540,997 | \$14,360,307 | \$1,639,335 | \$1,073,712 | \$824,978 | \$13,607,847 | \$129,190,955 | \$128,117,243 |
| Alabama..... | 266,609 | 118,554 | 36,856 | 127,763 | 195,000 | 495,925 | 300,055 | 0 | 3,250 | 30,953 | 109,124 | 1,684,109 | 1,680,859 |
| Arizona..... | 35,460 | 21,372 | 59,336 | 55,903 | 243,180 | 530,561 | 129,660 | 0 | 0 | 0 | 54,120 | 1,129,592 | 1,129,592 |
| Arkansas..... | 60,345 | 3,260 | | 6,903 | | 518,734 | 225,741 | 0 | 0 | 0 | 85,857 | 9,900,840 | 9,900,840 |
| California..... | 1,365,843 | | | 338,911 | 471,087 | 3,838,850 | 198,659 | 1,297,664 | 316,651 | 144,990 | 1,120,933 | 9,089,618 | 8,772,987 |
| Colorado..... | 424,290 | | | 27,619 | 141,167 | 1,136,181 | 164,802 | 878 | 0 | 0 | 276,288 | 2,190,225 | 2,190,225 |
| Connecticut..... | 46,017 | | 72,110 | 6,750 | 185,798 | 276,331 | 125,417 | 0 | 0 | 130 | 159,385 | 871,938 | 871,938 |
| Delaware..... | 71,017 | 15,733 | 83,753 | 22,478 | | 161,203 | 100,145 | 0 | 0 | 2,450 | 17,622 | 474,401 | 474,401 |
| District of Columbia..... | | | | | | | | | | | | | |
| Florida..... | 71,025 | 7,428 | 66,856 | 12,004 | 211,000 | 401,646 | 192,351 | 200 | 0 | 0 | 144,754 | 1,110,764 | 1,110,764 |
| Georgia..... | 469,439 | | | 49,141 | | 665,135 | 275,984 | 5,482 | 0 | 37,800 | 235,260 | 1,738,241 | 1,738,241 |
| Idaho..... | 9,544 | 21,933 | 62,677 | 107,862 | 62,000 | 599,913 | 123,039 | 0 | 10,232 | 0 | 156,355 | 1,153,555 | 1,143,323 |
| Illinois..... | 621,065 | | | 32,450 | 311,641 | 3,673,877 | 330,872 | 5,948 | 0 | 0 | 323,945 | 5,299,798 | 5,299,798 |
| Indiana..... | 390,257 | 1,401 | | 62,872 | 149,267 | 2,156,516 | 251,215 | 0 | 0 | 24,807 | 493,363 | 3,529,717 | 3,529,717 |
| Iowa..... | 531,678 | 61,871 | | 56,166 | 908,875 | 3,420,103 | 267,140 | 0 | 0 | 6,409 | 665,907 | 5,818,149 | 5,818,149 |
| Kansas..... | 387,695 | | | 36,628 | 810,000 | 2,149,827 | 220,414 | 0 | 0 | 0 | 670,496 | 4,175,060 | 4,175,060 |
| Kentucky..... | 168,840 | 1,847 | 40,865 | 10,344 | 105,000 | 722,573 | 285,843 | 3,000 | 10,000 | 12,678 | 218,197 | 1,579,185 | 1,569,185 |
| Louisiana..... | 40,257 | | | 14,556 | 1,212,285 | 326,232 | 222,156 | 0 | 0 | 0 | 152,196 | 1,967,682 | 1,967,682 |
| Maine..... | 174,745 | 18,401 | 92,006 | 9,915 | | 286,233 | 145,021 | 0 | 0 | 0 | 89,489 | 815,810 | 815,810 |
| Maryland..... | 263,247 | 22,447 | 79,640 | 6,162 | 203,000 | 382,033 | 2,438,807 | 0 | 0 | 0 | 105,625 | 3,500,961 | 3,500,961 |
| Massachusetts..... | 82,367 | 10,214 | 97,126 | 10,613 | 91,130 | 957,032 | 93,388 | 0 | 0 | 0 | 116,471 | 1,458,341 | 1,458,341 |
| Michigan..... | 1,102,263 | 30,924 | | 155,590 | 1,112,781 | 4,428,265 | 259,198 | 0 | 91,063 | 102,521 | 1,518,153 | 8,800,788 | 8,709,725 |
| Minnesota..... | 787,761 | | 805,512 | 273,236 | 602,354 | 3,521,328 | 253,950 | 0 | 0 | 292,217 | 426,681 | 6,963,039 | 6,963,039 |
| Mississippi..... | 129,686 | | 266,827 | 28,276 | 356,000 | 854,852 | 223,038 | 0 | 1,581 | 217 | 409,453 | 2,269,910 | 2,268,329 |
| Missouri..... | 364,082 | 5,871 | 94,200 | 70,886 | 105,738 | 1,434,888 | 291,010 | 49,075 | 8,058 | 27,244 | 336,396 | 2,787,548 | 2,779,490 |
| Montana..... | 62,962 | 14,070 | 61,125 | 120,024 | 662,659 | 864,603 | 134,407 | 0 | 0 | 0 | 26,130 | 1,946,191 | 1,946,191 |

| | | | | | | | | | | | | | |
|-----------------------|---------|--------|---------|---------|-----------|-----------|-----------|---------|---------|--------|---------|-----------|-----------|
| Nebraska..... | 208,912 | 14,441 | 114,550 | 54,038 | 60,664 | 1,737,543 | 197,982 | 0 | 0 | 0 | 490,288 | 2,877,981 | 2,877,981 |
| Nevada..... | 42,230 | 8,335 | 42,003 | 10,141 | 10,168 | 197,070 | 110,162 | 0 | 0 | 0 | 48,672 | 475,084 | 475,084 |
| New Hampshire..... | 82,665 | 36,870 | 69,412 | 38,131 | 18,750 | 301,733 | 110,334 | 0 | 0 | 0 | 81,361 | 739,296 | 739,296 |
| New Jersey..... | 0 | 0 | 0 | 0 | 0 | 0 | 0 | 0 | 0 | 0 | 0 | 0 | 0 |
| New Mexico..... | 24,364 | 3,578 | 51,839 | 97,190 | 0 | 193,787 | 123,895 | 800 | 0 | 828 | 156,887 | 653,168 | 653,168 |
| New York..... | 335,623 | 56,572 | 438,989 | 85,944 | 5,000 | 1,824,907 | 2,357,260 | 0 | 0 | 0 | 0 | 4,522,790 | 4,522,790 |
| North Carolina..... | 302,897 | 12,368 | 105,303 | 69,212 | 1,667,500 | 1,223,921 | 338,792 | 3,237 | 0 | 5,250 | 288,300 | 4,380,442 | 4,380,442 |
| North Dakota..... | 83,453 | 81,487 | 171,443 | 263,812 | 1,264,659 | 902,290 | 162,625 | 5,913 | 0 | 5,913 | 53,191 | 1,558,895 | 1,558,895 |
| Ohio..... | 810,689 | 81,487 | 39,011 | 158,072 | 1,125,650 | 3,457,585 | 302,322 | 25,107 | 18,500 | 49,251 | 265,266 | 6,710,131 | 6,691,631 |
| Oklahoma..... | 160,523 | 3,695 | 0 | 0 | 0 | 1,936,251 | 274,363 | 0 | 0 | 0 | 332,881 | 3,030,446 | 3,030,446 |
| Oregon..... | 241,045 | 25,000 | 108,292 | 13,097 | 0 | 2,240,563 | 177,304 | 0 | 0 | 0 | 88,750 | 2,894,051 | 2,894,051 |
| Pennsylvania..... | 387,296 | 23,303 | 64,622 | 31,020 | 10,903 | 1,053,560 | 383,468 | 0 | 0 | 0 | 328,959 | 2,303,131 | 2,303,131 |
| Rhode Island..... | 9,347 | 7,522 | 75,708 | 2,500 | 35,000 | 109,310 | 104,641 | 0 | 0 | 0 | 46,313 | 390,344 | 390,344 |
| South Carolina..... | 97,316 | 0 | 151,093 | 19,646 | 252,336 | 1,056,413 | 250,664 | 0 | 0 | 0 | 160,066 | 1,987,604 | 1,987,604 |
| South Dakota..... | 61,538 | 10,048 | 0 | 83,801 | 114,200 | 887,783 | 172,064 | 0 | 0 | 0 | 133,964 | 1,463,458 | 1,463,458 |
| Tennessee..... | 205,554 | 16,647 | 33,581 | 24,210 | 765 | 305,607 | 287,890 | 2,015 | 0 | 8,691 | 168,514 | 1,053,474 | 1,053,474 |
| Texas..... | 290,963 | 21,229 | 581,547 | 428,257 | 103,987 | 3,146,446 | 458,790 | 0 | 977 | 0 | 982,737 | 6,004,923 | 6,003,946 |
| Utah..... | 208,504 | 0 | 0 | 58,609 | 7,000 | 607,151 | 148,108 | 0 | 0 | 0 | 100,638 | 1,130,100 | 1,130,100 |
| Vermont..... | 135,000 | 23,146 | 55,485 | 49,713 | 0 | 121,750 | 122,058 | 21,280 | 13,400 | 0 | 137,502 | 699,344 | 699,344 |
| Virginia..... | 435,793 | 67,565 | 342,705 | 159,160 | 100,450 | 921,183 | 274,977 | 50,000 | 600,000 | 40,142 | 522,270 | 3,514,245 | 2,914,245 |
| Washington..... | 594,601 | 35,588 | 115,081 | 178,605 | 463,639 | 1,483,714 | 183,269 | 0 | 0 | 0 | 301,869 | 3,356,386 | 3,356,386 |
| West Virginia..... | 215,589 | 40,441 | 45,805 | 5,902 | 505,000 | 795,000 | 209,429 | 0 | 0 | 0 | 89,667 | 1,866,392 | 1,866,392 |
| Wisconsin..... | 796,146 | 40,441 | 197,062 | 42,868 | 151,533 | 3,032,442 | 237,856 | 174,639 | 0 | 28,768 | 999,732 | 5,701,507 | 5,701,507 |
| Wyoming..... | 27,422 | 10,446 | 42,248 | 89,926 | 159,332 | 174,077 | 110,089 | 0 | 0 | 0 | 8,701 | 622,361 | 622,361 |
| Outlying possessions: | | | | | | | | | | | | | |
| Hawaii..... | 1,580 | 620 | 7,451 | 501 | 88,022 | 148,603 | 50,000 | 0 | 0 | 0 | 22,262 | 318,438 | 318,438 |
| Porto Rico..... | 8,356 | 0 | 0 | 0 | 50,000 | 185,000 | 50,729 | 0 | 0 | 0 | 6,800 | 301,386 | 301,386 |

TABLE 22.—Professors and instructors in privately controlled universities, colleges, and professional schools in 1921-22

| States | Insti- tutions | Preparatory departments | | Collegiate departments ¹ | | Professional departments ¹ | | Other departments | | Total num- ber, excluding duplicates | |
|----------------------|-------------------|----------------------------|------------|--|------------|--|------------|----------------------|------------|--|------------|
| | | Men | Wom- en | Men | Wom- en | Men | Wom- en | Men | Wom- en | Men | Wom- en |
| 1 | 2 | 3 | 4 | 5 | 6 | 7 | 8 | 9 | 10 | 11 | 12 |
| Continental U. S. | 661 | 1,806 | 1,286 | 14,783 | 4,914 | 8,768 | 233 | 909 | 1,084 | 25,506 | 7,377 |
| Alabama | 9 | 41 | 17 | 87 | 35 | 17 | 0 | 6 | 27 | 146 | 77 |
| Arizona | 0 | 0 | 0 | 0 | 0 | 0 | 0 | 0 | 0 | 0 | 0 |
| Arkansas | 11 | 20 | 14 | 67 | 42 | 7 | 0 | 4 | 18 | 87 | 88 |
| California | 25 | 65 | 73 | 500 | 173 | 308 | 19 | 52 | 25 | 982 | 282 |
| Colorado | 5 | 15 | 4 | 100 | 37 | 47 | 1 | 36 | 10 | 191 | 49 |
| Connecticut | 4 | 0 | 0 | 434 | 29 | 105 | 4 | | | 539 | 33 |
| Delaware | 0 | 0 | 0 | 0 | 0 | 0 | 0 | 0 | 0 | 0 | 0 |
| District of Columbia | 9 | 0 | 0 | 478 | 69 | 491 | 3 | | | 910 | 72 |
| Florida | 2 | 6 | 8 | 25 | 19 | 4 | 0 | | 9 | 36 | 36 |
| Georgia | 19 | 40 | 38 | 179 | 163 | 197 | 1 | 10 | 41 | 385 | 230 |
| Idaho | 2 | | | 18 | 8 | 0 | 0 | | 0 | 18 | 8 |
| Illinois | 46 | 175 | 61 | 934 | 347 | 1,001 | 33 | 98 | 118 | 2,124 | 518 |
| Indiana | 20 | 23 | 52 | 337 | 153 | 60 | 0 | 42 | 49 | 456 | 249 |
| Iowa | 24 | 90 | 46 | 338 | 180 | 17 | 0 | 27 | 45 | 472 | 270 |
| Kansas | 15 | 56 | 24 | 193 | 86 | 16 | 0 | 33 | 43 | 266 | 145 |
| Kentucky | 17 | 49 | 53 | 114 | 58 | 50 | 0 | 3 | 19 | 207 | 120 |
| Louisiana | 7 | 16 | 6 | 176 | 69 | 353 | 14 | 1 | 5 | 476 | 94 |
| Maine | 4 | 0 | 0 | 85 | 5 | 8 | 0 | 0 | 0 | 93 | 5 |
| Maryland | 13 | 41 | 23 | 242 | 117 | 258 | 7 | 3 | 5 | 530 | 152 |
| Massachusetts | 28 | 65 | 22 | 1,624 | 514 | 803 | 13 | 219 | 16 | 2,624 | 554 |
| Michigan | 10 | 30 | 34 | 215 | 76 | 36 | 0 | 5 | 8 | 268 | 115 |
| Minnesota | 15 | 100 | 32 | 207 | 90 | 70 | 0 | 23 | 42 | 371 | 163 |
| Mississippi | 8 | 8 | 44 | 46 | 35 | 0 | 0 | 1 | 14 | 55 | 91 |
| Missouri | 35 | 68 | 149 | 389 | 196 | 526 | 1 | 16 | 61 | 971 | 351 |
| Montana | 2 | 12 | 5 | 15 | 5 | 0 | 0 | 3 | 1 | 21 | 11 |
| Nebraska | 12 | 44 | 31 | 119 | 77 | 116 | 0 | 33 | 27 | 307 | 135 |
| Nevada | 0 | 0 | 0 | 0 | 0 | 0 | 0 | 0 | 0 | 0 | 0 |
| New Hampshire | 2 | 20 | 0 | 86 | 0 | 16 | 0 | 0 | 0 | 205 | 0 |
| New Jersey | 11 | 25 | 0 | 410 | 47 | 80 | 1 | 3 | 0 | 511 | 48 |
| New Mexico | 0 | 0 | 0 | 0 | 0 | 0 | 0 | 0 | 0 | 0 | 0 |
| New York | 51 | 150 | 67 | 2,716 | 688 | 1,801 | 56 | 32 | 7 | 4,674 | 672 |
| North Carolina | 21 | 25 | 46 | 219 | 182 | 19 | 0 | 15 | 58 | 268 | 285 |
| North Dakota | 2 | 5 | 16 | 19 | 13 | 0 | 0 | 7 | 15 | 31 | 41 |
| Ohio | 38 | 115 | 37 | 708 | 314 | 335 | 0 | 87 | 69 | 1,202 | 390 |
| Oklahoma | 4 | 13 | 16 | 52 | 15 | 6 | 0 | 9 | 21 | 79 | 45 |
| Oregon | 12 | 10 | 24 | 86 | 39 | 87 | 2 | 11 | 21 | 188 | 80 |
| Pennsylvania | 54 | 189 | 57 | 1,984 | 392 | 1,187 | 68 | 45 | 66 | 3,376 | 571 |
| Rhode Island | 3 | | | 125 | 6 | 6 | 1 | | | 131 | 7 |
| South Carolina | 13 | 11 | 19 | 98 | 89 | 17 | 0 | 7 | 12 | 133 | 120 |
| South Dakota | 5 | 15 | 23 | 38 | 25 | 0 | 0 | 5 | 21 | 55 | 66 |
| Tennessee | 23 | 56 | 67 | 234 | 64 | 261 | 2 | 8 | 32 | 524 | 163 |
| Texas | 31 | 59 | 107 | 324 | 146 | 157 | 6 | 37 | 108 | 572 | 359 |
| Utah | 4 | 38 | 20 | 30 | 20 | 0 | 0 | 0 | 2 | 79 | 48 |
| Vermont | 3 | 12 | 0 | 74 | 10 | 0 | 0 | 0 | 0 | 77 | 10 |
| Virginia | 20 | 13 | 39 | 200 | 154 | 27 | 0 | 6 | 38 | 242 | 227 |
| Washington | 4 | 17 | 1 | 66 | 18 | 17 | 0 | 3 | 2 | 73 | 21 |
| West Virginia | 4 | 4 | 4 | 46 | 29 | 0 | 0 | 8 | 9 | 58 | 39 |
| Wisconsin | 14 | 65 | 7 | 246 | 110 | 178 | 1 | 10 | 20 | 484 | 135 |
| Wyoming | 0 | 0 | 0 | 0 | 0 | 0 | 0 | 0 | 0 | 0 | 0 |

¹ Including engineering.² Includes theology, law, medicine, dentistry, pharmacy, and veterinary medicine.

TABLE 23.—Students in privately controlled universities, colleges, and professional schools in 1921-22

| States | Preparatory departments ¹ | | Collegiate departments ² | | Graduate departments | | Professional departments ³ | | All other departments ⁴ | | Total number, excluding duplicates | |
|-------------------|--------------------------------------|--------|-------------------------------------|--------|----------------------|-------|---------------------------------------|-------|------------------------------------|--------|------------------------------------|---------|
| | Men | Women | Men | Women | Men | Women | Men | Women | Men | Women | Men | Women |
| 1 | 2 | 3 | 4 | 5 | 6 | 7 | 8 | 9 | 10 | 11 | 12 | 13 |
| Continental U. S. | 30,511 | 16,556 | 144,953 | 98,863 | 9,164 | 5,092 | 53,125 | 4,009 | 20,018 | 25,567 | 252,842 | 175,190 |
| Alabama | 656 | 179 | 648 | 765 | 1 | 3 | 67 | 6 | 0 | 240 | 1,368 | 1,096 |
| Arizona | 0 | 0 | 0 | 0 | 0 | 0 | 0 | 0 | 0 | 0 | 0 | 0 |
| Arkansas | 398 | 393 | 674 | 617 | | | 54 | 0 | 8 | 270 | 1,126 | 1,178 |
| California | 1,094 | 608 | 4,944 | 3,038 | 377 | 324 | 1,872 | 162 | 256 | 492 | 8,200 | 4,483 |
| Colorado | 248 | 63 | 1,564 | 964 | 32 | 28 | 454 | 16 | 101 | 84 | 2,368 | 1,137 |
| Connecticut | 0 | 0 | 3,328 | 448 | 663 | 91 | 487 | 23 | 51 | 36 | 4,529 | 598 |
| Delaware | 0 | 0 | 0 | 0 | 0 | 0 | 0 | 0 | 0 | 0 | 0 | 0 |
| Dist. Columbia | 0 | 0 | 3,009 | 1,912 | 607 | 188 | 4,184 | 276 | 138 | 29 | 8,750 | 2,391 |
| Florida | 114 | 136 | 142 | 250 | 10 | 21 | 49 | 7 | 30 | 127 | 345 | 540 |
| Georgia | 939 | 762 | 1,450 | 1,841 | 36 | 5 | 1,173 | 6 | 262 | 466 | 3,763 | 3,080 |
| Idaho | | | 133 | 151 | 1 | 2 | 0 | 0 | 28 | 90 | 162 | 243 |
| Illinois | 3,685 | 1,706 | 10,307 | 11,122 | 2,517 | 1,907 | 5,601 | 619 | 4,720 | 3,913 | 25,029 | 18,433 |
| Indiana | 197 | 505 | 4,305 | 3,181 | 78 | 23 | 518 | 15 | 483 | 697 | 5,505 | 4,365 |
| Iowa | 1,310 | 404 | 3,502 | 4,596 | 3 | 3 | 429 | 30 | 768 | 1,505 | 5,012 | 6,442 |
| Kansas | 787 | 244 | 2,093 | 2,195 | 5 | 9 | 142 | 14 | 339 | 1,005 | 3,230 | 3,256 |
| Kentucky | 1,182 | 997 | 1,216 | 849 | 4 | 0 | 769 | 201 | 69 | 114 | 3,211 | 2,241 |
| Louisiana | 238 | 200 | 1,221 | 835 | 18 | 41 | 898 | 55 | 586 | 112 | 2,937 | 1,202 |
| Maine | 0 | 0 | 1,051 | 435 | | | 29 | 0 | 13 | 0 | 1,093 | 435 |
| Maryland | 503 | 351 | 2,286 | 2,643 | 230 | 87 | 616 | 51 | 90 | 212 | 3,702 | 3,348 |
| Massachusetts | 1,383 | 144 | 14,943 | 8,917 | 1,003 | 538 | 6,132 | 428 | 3,667 | 826 | 27,374 | 10,878 |
| Michigan | 574 | 322 | 2,451 | 1,231 | 4 | 2 | 285 | 18 | 147 | 434 | 3,383 | 1,809 |
| Minnesota | 1,266 | 265 | 2,028 | 1,904 | 21 | 3 | 739 | 17 | 171 | 384 | 4,175 | 2,474 |
| Mississippi | 133 | 427 | 563 | 701 | 3 | 0 | 0 | 0 | 41 | 159 | 727 | 1,224 |
| Missouri | 954 | 1,224 | 3,848 | 3,117 | 134 | 31 | 3,412 | 123 | 186 | 1,056 | 8,576 | 5,205 |
| Montana | 116 | 37 | 107 | 50 | 0 | 0 | 0 | 0 | 26 | 70 | 225 | 94 |
| Nebraska | 681 | 254 | 1,314 | 1,123 | 1 | 2 | 612 | 11 | 286 | 738 | 2,844 | 1,916 |
| Nevada | 0 | 0 | 0 | 0 | 0 | 0 | 0 | 0 | 0 | 0 | 0 | 0 |
| New Hampshire | 200 | 0 | 2,048 | 0 | 13 | 0 | 48 | 0 | 2 | 0 | 2,301 | 0 |
| New Jersey | 331 | 14 | 3,898 | 459 | 211 | 2 | 934 | 49 | 38 | 56 | 5,259 | 571 |
| New Mexico | 0 | 0 | 0 | 0 | 0 | 0 | 0 | 0 | 0 | 0 | 0 | 0 |
| New York | 2,539 | 612 | 25,787 | 13,170 | 1,805 | 1,054 | 10,669 | 947 | 2,514 | 1,344 | 43,007 | 17,202 |
| North Carolina | 519 | 680 | 2,054 | 2,159 | 51 | 21 | 224 | 0 | 91 | 1,090 | 2,792 | 3,685 |
| North Dakota | 28 | 26 | 112 | 211 | 1 | 0 | 0 | 0 | 184 | 401 | 322 | 560 |
| Ohio | 2,154 | 351 | 7,322 | 6,008 | 54 | 30 | 2,055 | 154 | 716 | 2,229 | 11,866 | 8,179 |
| Oklahoma | 227 | 316 | 540 | 740 | 13 | 3 | 85 | 35 | 74 | 303 | 850 | 1,367 |
| Oregon | 88 | 258 | 630 | 753 | 12 | 9 | 919 | 158 | 280 | 547 | 1,815 | 1,533 |
| Pennsylvania | 3,261 | 786 | 19,459 | 9,707 | 1,023 | 558 | 5,572 | 383 | 2,825 | 2,119 | 31,310 | 13,167 |
| Rhode Island | 0 | 0 | 1,376 | 351 | 68 | 42 | 173 | 11 | 77 | 12 | 1,694 | 416 |
| South Carolina | 187 | 302 | 1,255 | 1,188 | | | 101 | 1 | 85 | 211 | 1,628 | 1,702 |
| South Dakota | 140 | 150 | 322 | 333 | | | 0 | 0 | 226 | 494 | 626 | 846 |
| Tennessee | 976 | 745 | 2,170 | 1,418 | 42 | 7 | 1,626 | 37 | 152 | 622 | 4,763 | 2,566 |
| Texas | 855 | 1,490 | 3,659 | 4,613 | 55 | 32 | 654 | 49 | 234 | 1,217 | 5,448 | 7,351 |
| Utah | 584 | 740 | 168 | 207 | 5 | 4 | 0 | 0 | 166 | 227 | 917 | 1,166 |
| Vermont | 93 | 0 | 605 | 248 | 5 | 2 | 0 | 0 | | | 703 | 248 |
| Virginia | 312 | 594 | 2,066 | 2,165 | 5 | 10 | 411 | 5 | 32 | 456 | 2,793 | 3,107 |
| Washington | 424 | 21 | 592 | 410 | 48 | 1 | 53 | 0 | 83 | 100 | 1,184 | 532 |
| West Virginia | 126 | 107 | 509 | 509 | 1 | 2 | 0 | 0 | 64 | 247 | 665 | 757 |
| Wisconsin | 1,018 | 144 | 2,344 | 1,325 | 9 | 7 | 1,079 | 12 | 309 | 803 | 4,665 | 2,167 |
| Wyoming | 0 | 0 | 0 | 0 | 0 | 0 | 0 | 0 | 0 | 0 | 0 | 0 |

¹ Including secondary schools.
² Includes also engineering students.
³ Includes students in theology, law, medicine, dentistry, pharmacy, and veterinary medicine.
⁴ Includes students in music, art, oratory, business, etc., unless they are enrolled in four-year courses leading to a collegiate degree.

TABLE 24.—Property of privately-controlled universities, colleges, and professional schools—Fellowships and scholarships in 1921-22

| States | Number of volumes in libraries | Value of libraries, scientific apparatus, machinery and furniture | Value of grounds | Value of buildings (including dormitories) | Value of dormitories | Productive funds | Fellowships and scholarships |
|-----------------------|--------------------------------|---|------------------|--|----------------------|------------------|------------------------------|
| 1 | 2 | 3 | 4 | 5 | 6 | 7 | 8 |
| Continental U. S. | 21,535,516 | \$78,093,992 | \$100,482,239 | \$346,567,678 | \$76,061,322 | \$623,864,030 | 17,449 |
| Alabama..... | 104,500 | 448,763 | 610,200 | 2,144,648 | 667,000 | 1,150,219 | 63 |
| Arizona..... | 0 | 0 | 0 | 0 | 0 | 0 | 0 |
| Arkansas..... | 51,087 | 370,870 | 227,130 | 2,365,888 | 806,791 | 985,077 | 26 |
| California..... | 691,606 | 3,420,096 | 2,568,498 | 15,251,405 | 2,821,278 | 41,618,263 | 258 |
| Colorado..... | 163,845 | 405,577 | 473,406 | 1,354,415 | 195,489 | 2,301,962 | 170 |
| Connecticut..... | 1,730,000 | 3,080,298 | 4,887,710 | 17,105,417 | 10,142,116 | 38,921,865 | 1,128 |
| Delaware..... | 0 | 0 | 0 | 0 | 0 | 0 | 0 |
| Dist of Columbia..... | 538,900 | 875,997 | 1,373,984 | 5,807,245 | 1,007,837 | 4,451,598 | 264 |
| Florida..... | 37,100 | 164,184 | 40,130 | 468,493 | 0 | 660,000 | 60 |
| Georgia..... | 207,970 | 941,314 | 2,244,052 | 5,448,933 | 1,733,517 | 3,323,608 | 421 |
| Idaho..... | 8,000 | 26,190 | 30,000 | 219,000 | 110,000 | 325,600 | 0 |
| Illinois..... | 1,603,303 | 6,082,552 | 10,417,522 | 23,430,623 | 3,733,407 | 49,682,139 | 2,366 |
| Indiana..... | 516,091 | 1,971,832 | 1,307,235 | 7,447,073 | 1,371,871 | 8,552,842 | 620 |
| Iowa..... | 429,975 | 2,034,250 | 2,116,072 | 7,911,404 | 1,625,651 | 11,389,130 | 293 |
| Kansas..... | 278,707 | 961,466 | 1,316,772 | 4,312,437 | 779,909 | 3,295,727 | 140 |
| Kentucky..... | 202,536 | 714,881 | 1,389,727 | 4,649,737 | 1,508,667 | 6,637,047 | 276 |
| Louisiana..... | 141,921 | 1,016,108 | 1,025,483 | 3,242,998 | 524,384 | 5,591,470 | 443 |
| Maine..... | 264,917 | 574,768 | 145,500 | 3,475,296 | 198,427 | 5,378,786 | 213 |
| Maryland..... | 362,783 | 1,581,213 | 1,012,550 | 8,780,918 | 1,405,896 | 19,259,972 | 727 |
| Massachusetts..... | 3,346,186 | 7,410,150 | 10,432,784 | 39,984,984 | 12,028,966 | 106,436,579 | 1,736 |
| Michigan..... | 234,748 | 766,711 | 2,369,275 | 2,900,343 | 581,295 | 3,097,676 | 83 |
| Minnesota..... | 248,145 | 1,679,945 | 1,341,010 | 7,167,735 | 2,484,507 | 5,075,486 | 250 |
| Mississippi..... | 38,650 | 47,000 | 148,960 | 1,535,422 | 422,873 | 933,421 | 18 |
| Missouri..... | 569,335 | 2,599,253 | 2,364,504 | 10,730,063 | 2,978,599 | 17,111,887 | 655 |
| Montana..... | 11,110 | 96,000 | 56,000 | 880,000 | 115,000 | 234,000 | 19 |
| Nebraska..... | 96,163 | 635,702 | 671,638 | 2,927,438 | 349,840 | 3,562,842 | 38 |
| Nevada..... | 0 | 0 | 0 | 0 | 0 | 0 | 0 |
| New Hampshire..... | 182,000 | 428,857 | 0 | 3,460,683 | 1,152,972 | 5,971,546 | 4 |
| New Jersey..... | 953,129 | 910,643 | 1,387,962 | 4,298,425 | 556,500 | 20,784,888 | 714 |
| New Mexico..... | 0 | 0 | 0 | 0 | 0 | 0 | 0 |
| New York..... | 3,385,410 | 13,483,876 | 20,776,560 | 48,007,539 | 5,949,787 | 113,008,326 | 2,460 |
| North Carolina..... | 159,053 | 658,921 | 850,647 | 3,995,655 | 1,022,500 | 3,157,095 | 239 |
| North Dakota..... | 17,500 | 122,655 | 102,000 | 285,030 | 95,000 | 565,502 | 40 |
| Ohio..... | 1,017,039 | 4,122,099 | 4,865,531 | 17,471,625 | 3,169,790 | 22,631,116 | 645 |
| Oklahoma..... | 19,320 | 107,913 | 92,000 | 495,000 | 180,000 | 924,639 | 0 |
| Oregon..... | 104,328 | 315,169 | 661,220 | 1,606,392 | 339,221 | 3,325,086 | 69 |
| Pennsylvania..... | 1,980,725 | 13,154,364 | 14,780,492 | 40,718,755 | 5,507,744 | 62,082,658 | 1,640 |
| Rhode Island..... | 309,100 | 13,000 | 100,000 | 415,000 | 0 | 7,069,667 | 33 |
| South Carolina..... | 140,516 | 315,817 | 1,131,856 | 4,180,433 | 877,724 | 2,282,753 | 106 |
| South Dakota..... | 46,083 | 123,962 | 284,649 | 1,056,121 | 302,322 | 1,606,488 | 40 |
| Tennessee..... | 260,103 | 1,174,444 | 1,515,876 | 5,670,622 | 2,275,121 | 9,525,295 | 199 |
| Texas..... | 274,597 | 1,906,312 | 1,895,330 | 9,566,045 | 3,104,000 | 12,160,941 | 120 |
| Utah..... | 45,115 | 288,212 | 142,300 | 771,837 | 85,000 | 229,199 | 25 |
| Vermont..... | 78,214 | 212,805 | 53,079 | 1,025,246 | 438,800 | 2,467,007 | 376 |
| Virginia..... | 284,168 | 982,653 | 1,185,700 | 7,221,428 | 1,857,144 | 6,134,185 | 278 |
| Washington..... | 68,100 | 274,320 | 462,000 | 1,548,530 | 116,300 | 275,318 | 20 |
| West Virginia..... | 26,500 | 203,650 | 199,000 | 916,000 | 199,700 | 1,638,507 | 47 |
| Wisconsin..... | 300,938 | 1,389,200 | 1,435,901 | 5,220,717 | 1,238,377 | 8,044,718 | 128 |
| Wyoming..... | 0 | 0 | 0 | 0 | 0 | 0 | 0 |

TABLE 25—Receipts of privately-controlled universities, colleges, and professional schools in 1921-22

| States | From student fees | | | From State or city | From private benefactions | | | From all other sources | Total receipts | Total receipts, exclusive of additions to endowments | | | |
|----------------------|--|--------------------|-----------------------------|--------------------|---------------------------|----------------------|---------------|------------------------|----------------|--|----------------------|---------------|---------------|
| | For tuition and other educational services | For room and board | For noneducational services | | For increase of plant | For current expenses | For endowment | | | | For current expenses | | |
| 1 | 2 | 3 | 4 | 5 | 6 | 7 | 8 | 9 | 10 | 11 | 12 | 13 | 14 |
| Continental U. S. | \$50,602,128 | \$5,837,918 | \$17,543,269 | \$30,874,784 | \$337,313 | \$3,468,048 | \$886,060 | \$11,957,616 | \$52,645,889 | \$9,259,228 | \$13,932,098 | \$197,344,349 | \$144,698,460 |
| Alabama | 243,717 | 18,375 | 318,479 | 92,997 | 0 | 0 | 0 | 10,274 | 44,450 | 31,845 | 86,224 | 846,061 | 801,611 |
| Arizona | 0 | 0 | 0 | 0 | 0 | 0 | 0 | 0 | 0 | 0 | 0 | 0 | 0 |
| Arkansas | 250,620 | 31,701 | 225,541 | 39,146 | 0 | 0 | 0 | 130,000 | 50,000 | 39,498 | 70,140 | 836,646 | 786,646 |
| California | 1,544,724 | 203,350 | 489,220 | 1,573,295 | 0 | 0 | 0 | 860,038 | 6,185,504 | 499,774 | 386,782 | 11,732,685 | 5,547,181 |
| Colorado | 285,486 | 22,526 | 104,938 | 104,263 | 0 | 0 | 0 | 48,682 | 120,431 | 47,552 | 13,839 | 747,717 | 627,286 |
| Connecticut | 1,226,291 | 392,910 | 87,998 | 2,276,041 | 0 | 0 | 0 | 2,061,434 | 7,779,338 | 519,599 | 86,357 | 14,449,968 | 6,670,630 |
| Delaware | 0 | 0 | 0 | 0 | 0 | 0 | 0 | 0 | 0 | 0 | 0 | 0 | 0 |
| District of Columbia | 729,799 | 81,281 | 199,436 | 141,575 | 0 | 0 | 365,136 | 169,006 | 116,187 | 48,478 | 158,831 | 1,997,708 | 1,861,521 |
| Florida | 66,891 | 22,925 | 79,065 | 77,168 | 0 | 0 | 0 | 0 | 69,720 | 0 | 50,335 | 266,044 | 296,324 |
| Georgia | 681,523 | 66,922 | 685,785 | 194,138 | 0 | 0 | 0 | 146,455 | 60,205 | 218,866 | 274,730 | 2,328,624 | 2,268,419 |
| Idaho | 19,585 | 5,591 | 9,897 | 13,114 | 0 | 0 | 0 | 6,535 | 40,924 | 27,178 | 15,993 | 138,817 | 97,893 |
| Illinois | 4,767,264 | 400,694 | 898,100 | 2,697,488 | 0 | 0 | 0 | 406,068 | 883,762 | 607,100 | 918,144 | 11,578,624 | 10,694,863 |
| Indiana | 1,111,879 | 147,212 | 652,100 | 383,498 | 0 | 0 | 0 | 81,530 | 786,136 | 256,768 | 57,955 | 3,477,658 | 2,690,902 |
| Iowa | 1,048,264 | 120,890 | 580,994 | 419,825 | 0 | 0 | 0 | 246,129 | 400,212 | 524,530 | 188,474 | 3,528,318 | 3,128,106 |
| Kansas | 484,891 | 53,217 | 237,294 | 185,600 | 0 | 0 | 0 | 196,128 | 68,683 | 231,953 | 132,126 | 1,588,892 | 1,520,209 |
| Kentucky | 285,882 | 66,980 | 347,555 | 340,164 | 0 | 0 | 0 | 123,351 | 376,788 | 113,923 | 121,695 | 1,776,238 | 1,399,450 |
| Louisiana | 410,499 | 69,352 | 69,352 | 344,363 | 0 | 0 | 0 | 381,403 | 258,916 | 130,835 | 21,258 | 1,616,666 | 1,367,740 |
| Maine | 198,362 | 28,042 | 28,042 | 206,792 | 0 | 0 | 0 | 25,000 | 226,817 | 40,076 | 32,382 | 812,379 | 585,562 |
| Maryland | 839,047 | 52,077 | 305,856 | 663,406 | 20,000 | 194,700 | 0 | 1,465,209 | 7,608,503 | 391,678 | 99,839 | 11,629,315 | 4,020,812 |
| Massachusetts | 7,008,331 | 854,146 | 2,689,621 | 4,956,980 | 0 | 43,655 | 27,284 | 753,165 | 11,810,616 | 756,151 | 1,238,774 | 30,138,123 | 18,327,507 |
| Michigan | 393,136 | 67,461 | 280,341 | 162,172 | 0 | 0 | 0 | 182,976 | 232,348 | 73,876 | 282,475 | 1,674,783 | 1,442,437 |
| Minnesota | 715,657 | 157,083 | 708,343 | 245,389 | 0 | 0 | 0 | 204,779 | 111,038 | 326,856 | 57,191 | 2,521,336 | 2,410,298 |
| Mississippi | 95,634 | 10,711 | 76,374 | 60,182 | 0 | 0 | 0 | 33,765 | 8,642 | 5,651 | 59,813 | 360,772 | 342,130 |
| Missouri | 1,280,646 | 174,527 | 715,665 | 928,348 | 0 | 0 | 0 | 118,914 | 803,615 | 288,696 | 157,788 | 4,465,199 | 3,661,684 |
| Montana | 12,500 | 41,160 | 41,160 | 17,790 | 0 | 0 | 0 | 0 | 2,000 | 17,000 | 4,100 | 94,550 | 92,550 |

TABLE 25.—Receipts of privately-controlled universities, colleges, and professional schools in 1921-22—Continued

| States | From student fees | | | From productive funds | From State or city | | From private benefactions | | | From all other sources | Total receipts | Total receipts exclusive of additions to endowments | |
|---------------------|--|-------------------|---|-----------------------|-----------------------|----------------------|-------------------------------|-----------------------|---------------|------------------------|----------------|---|----------------------|
| | For tuition and other educational services | For room and rent | For board and other noneducational services | | For increase of plant | For current expenses | From United States Government | For increase of plant | For endowment | | | | For current expenses |
| 1 | 2 | 3 | 4 | 5 | 6 | 7 | 8 | 9 | 10 | 11 | 12 | 13 | 14 |
| Nebraska..... | \$343, 734 | \$35, 414 | \$121, 928 | \$228, 979 | 0 | 0 | 0 | \$45, 965 | \$97, 879 | \$113, 121 | \$143, 418 | \$1, 130, 438 | \$1, 032, 559 |
| Nevada..... | 528, 577 | 198, 470 | 0 | 282, 608 | 0 | 0 | 0 | 0 | 251, 357 | 101, 071 | 206, 454 | 1, 918, 071 | 1, 696, 714 |
| New Hampshire..... | 1, 074, 233 | 149, 507 | 76, 644 | 887, 423 | \$145, 798 | \$453, 605 | \$170, 999 | 0 | 771, 140 | 61, 531 | 278, 581 | 4, 069, 761 | 3, 298, 621 |
| New Jersey..... | 10, 059, 814 | 753, 586 | 1, 613, 265 | 6, 219, 365 | 134, 788 | 1, 428, 557 | 320, 318 | 1, 950, 092 | 7, 051, 731 | 550, 949 | 3, 817, 896 | 34, 100, 351 | 27, 048, 620 |
| New Mexico..... | 567, 876 | 145, 012 | 418, 352 | 263, 467 | 0 | 0 | 0 | 98, 986 | 221, 341 | 155, 717 | 111, 530 | 1, 980, 281 | 1, 738, 940 |
| North Carolina..... | 31, 010 | 9, 037 | 30, 607 | 29, 541 | 0 | 0 | 0 | 45, 000 | 0 | 71, 203 | 15, 926 | 232, 324 | 232, 324 |
| North Dakota..... | 2, 410, 035 | 159, 319 | 735, 805 | 1, 260, 084 | 0 | 1, 294 | 0 | 460, 870 | 1, 190, 473 | 424, 061 | 1, 005, 624 | 7, 637, 565 | 6, 457, 092 |
| Ohio..... | 116, 443 | 12, 310 | 20, 488 | 25, 218 | 0 | 0 | 0 | 0 | 0 | 0 | 100, 783 | 275, 242 | 275, 242 |
| Oklahoma..... | 257, 248 | 23, 326 | 88, 296 | 141, 086 | 0 | 0 | 1, 824 | 60, 304 | 52, 927 | 136, 023 | 98, 675 | 859, 709 | 806, 782 |
| Oregon..... | 6, 921, 706 | 617, 092 | 1, 406, 692 | 2, 606, 224 | 36, 727 | 1, 299, 637 | 2, 500 | 780, 538 | 2, 550, 529 | 1, 034, 511 | 2, 197, 905 | 19, 474, 061 | 16, 923, 532 |
| Pennsylvania..... | 397, 394 | 35, 895 | 0 | 311, 410 | 0 | 0 | 0 | 0 | 0 | 0 | 165, 347 | 910, 046 | 910, 046 |
| Rhode Island..... | 329, 760 | 43, 476 | 244, 734 | 184, 749 | 0 | 0 | 0 | 14, 222 | 376, 700 | 54, 529 | 55, 243 | 1, 273, 413 | 896, 713 |
| South Carolina..... | 86, 883 | 15, 319 | 99, 921 | 59, 155 | 0 | 0 | 0 | 5, 029 | 10, 875 | 142, 593 | 5, 353 | 425, 128 | 414, 253 |
| South Dakota..... | 565, 017 | 94, 737 | 454, 347 | 536, 826 | 0 | 0 | 0 | 88, 638 | 832, 413 | 396, 401 | 185, 957 | 3, 154, 336 | 2, 321, 923 |
| Tennessee..... | 945, 028 | 155, 244 | 852, 519 | 818, 899 | 0 | 0 | 0 | 137, 826 | 75, 800 | 193, 359 | 245, 688 | 3, 424, 363 | 3, 348, 663 |
| Texas..... | 58, 165 | 28, 733 | 26, 516 | 4, 737 | 0 | 0 | 0 | 16, 591 | 21, 440 | 186, 971 | 150, 690 | 463, 861 | 442, 412 |
| Utah..... | 181, 074 | 28, 889 | 72, 449 | 98, 997 | 0 | 55, 200 | 0 | 500 | 276, 202 | 16, 075 | 58, 617 | 788, 003 | 511, 801 |
| Vermont..... | 861, 573 | 168, 179 | 749, 824 | 316, 443 | 0 | 0 | 0 | 156, 480 | 96, 324 | 78, 697 | 229, 329 | 2, 656, 849 | 2, 360, 525 |
| Virginia..... | 87, 972 | 13, 951 | 68, 207 | 66, 584 | 0 | 0 | 0 | 36, 467 | 87, 597 | 54, 305 | 66, 033 | 481, 116 | 393, 519 |
| Washington..... | 119, 638 | 9, 263 | 24, 571 | 85, 615 | 0 | 0 | 0 | 25, 000 | 64, 874 | 50, 381 | 34, 948 | 414, 200 | 349, 416 |
| West Virginia..... | 962, 320 | 163, 488 | 411, 078 | 356, 170 | 0 | 0 | 0 | 30, 335 | 581, 445 | 229, 255 | 243, 957 | 2, 978, 648 | 2, 397, 203 |
| Wisconsin..... | 0 | 0 | 0 | 0 | 0 | 0 | 0 | 0 | 0 | 0 | 0 | 0 | 0 |
| Wyoming..... | 0 | 0 | 0 | 0 | 0 | 0 | 0 | 0 | 0 | 0 | 0 | 0 | 0 |

TABLE 26.—Publicly controlled universities, colleges, and professional schools—Instructors, students, and graduates in 1921-22

| Location | Institution | Year of first opening | Professors and instructors | | Students | | First degrees | | Graduate degrees | | Honorary degrees |
|----------------|---|-----------------------|----------------------------|-------|----------|-------|---------------|-------|------------------|-------|------------------|
| | | | Men | Women | Men | Women | Men | Women | Men | Women | |
| 1 | 2 | 3 | 4 | 5 | 6 | 7 | 8 | 9 | 10 | 11 | 12 |
| ALABAMA | | | | | | | | | | | |
| Auburn | Alabama Polytechnic Institute | 1872 | 113 | 5 | 1,198 | 39 | 152 | 2 | 4 | 2 | |
| | Arts and sciences | | 38 | 5 | 130 | 16 | 8 | 1 | | | |
| | Graduate | | | | 12 | 2 | | | 1 | 2 | |
| | Agriculture | | 35 | 0 | 257 | 1 | 19 | 1 | | | |
| | Architecture | | 5 | 0 | 26 | 2 | | | | | |
| | Architectural engineering | | | | 14 | 0 | | | | | |
| | Chemical engineering | | 12 | 0 | 59 | 0 | 11 | 0 | | | |
| | Civil engineering | | 6 | 0 | 97 | 0 | 19 | 0 | 1 | 0 | |
| | Electrical engineering | | 5 | 0 | 311 | 1 | 47 | 0 | | | |
| | Mechanical engineering | | 8 | 0 | 100 | 0 | 12 | 0 | 2 | 0 | |
| | Highway engineering | | 1 | 0 | 6 | 0 | | | | | |
| | Education | | 4 | 0 | 81 | 0 | 13 | 0 | | | |
| | Home economics | | 0 | 1 | 0 | 15 | | | | | |
| | Pharmacy | | 2 | 0 | 61 | 2 | 11 | 0 | | | |
| | Veterinary medicine | | 5 | 0 | 44 | 0 | 12 | 0 | | | |
| | Summer school (1921) | | 36 | 7 | 441 | 261 | | | | | |
| | Military drill | | | | 678 | 0 | | | | | |
| Montevallo | Alabama Technical Institute and College for Women | 1896 | 6 | 32 | 0 | 418 | 0 | 1 | | | |
| | Preparatory | | 0 | 8 | 0 | 98 | | | | | |
| | Arts and sciences | | 4 | 12 | 0 | 287 | | | | | |
| | Special | | | | 0 | 34 | | | | | |
| | Education | | 2 | 3 | 0 | 105 | | | | | |
| | Home economics | | 0 | 6 | 0 | 125 | 0 | 1 | | | |
| | Fine arts | | 0 | 2 | 0 | 50 | | | | | |
| | Music | | 0 | 8 | 0 | 160 | | | | | |
| | Summer school (1921) | | 6 | 18 | 0 | 143 | | | | | |
| University | University of Alabama | 1831 | 64 | 7 | 1,248 | 261 | 106 | 45 | 8 | 2 | |
| | Arts and sciences | | 38 | 5 | 556 | 230 | 57 | 42 | | | |
| | Graduate | | | | 7 | 4 | | | 6 | 2 | |
| | Special | | | | 22 | 23 | | | | | |
| | Commerce | | 24 | 0 | 229 | 3 | 9 | 0 | | | |
| | Education | | 4 | 0 | 69 | 20 | 8 | 3 | | | |
| | Chemical engineering | | 2 | 0 | 34 | 0 | 8 | 0 | | | |
| | Civil engineering | | 2 | 0 | 36 | 0 | 3 | 0 | 1 | 0 | |
| | Electrical engineering | | 2 | 0 | 56 | 0 | 9 | 0 | | | |
| | Mechanical engineering | | 2 | 0 | 33 | 0 | 5 | 0 | 1 | 0 | |
| | Mining engineering | | 2 | 0 | 29 | 0 | | | | | |
| | Metallurgical engineering | | 2 | 0 | 3 | 6 | | | | | |
| | Industrial management | | | | 12 | 0 | 2 | 0 | | | |
| | Law | | 3 | 0 | 124 | 1 | 5 | 0 | | | |
| | Medicine | | 8 | 0 | 63 | 0 | | | | | |
| | Music | | 0 | 2 | 1 | 7 | | | | | |
| | Summer school (1921) | | 30 | 12 | 476 | 774 | | | | | |
| | Extension courses | | 6 | 3 | 151 | 232 | | | | | |
| | Correspondence courses | | 13 | 0 | 48 | 50 | | | | | |
| | Military drill | | | | 460 | 0 | | | | | |
| ARIZONA | | | | | | | | | | | |
| Tucson | University of Arizona | 1891 | 69 | 27 | 862 | 507 | 64 | 46 | 17 | 6 | 3 |
| | Arts and sciences | | 30 | 20 | 176 | 352 | 17 | 33 | | | |
| | Graduate | | | | 47 | 27 | | | 15 | 6 | |
| | Special | | | | 34 | 71 | | | | | |
| | Agriculture | | 14 | 0 | 137 | 1 | 15 | 0 | | | |
| | Commerce | | 6 | 1 | 191 | 32 | 13 | 6 | | | |
| | Education | | 4 | 1 | 22 | 6 | | | | | |
| | Chemical engineering | | 4 | 0 | 8 | 0 | | | | | |
| | Civil engineering | | 3 | 0 | 42 | 1 | 3 | 0 | | | |
| | Electrical engineering | | 1 | 0 | 48 | 0 | 3 | 0 | | | |
| | Mechanical engineering | | 1 | 0 | 34 | 0 | 1 | 0 | | | |
| | Mining engineering | | 4 | 0 | 87 | 1 | 8 | 0 | | | |
| | Home economics | | 0 | 5 | 0 | 62 | 0 | 7 | | | |
| | Law | | 5 | 0 | 65 | 4 | 4 | 0 | 2 | 0 | |
| | Summer school (1921) | | 11 | 6 | 120 | 161 | | | | | |
| | Extension courses | | 19 | 6 | 112 | 59 | | | | | |
| | Correspondence courses | | 1 | 0 | 66 | 97 | | | | | |
| | Military drill | | | | 365 | 0 | | | | | |

U. S. OFFICE OF EDUCATION
BULLETIN, 1920-1930

1924
Bulletin No. 20

Original material located in University of Wisconsin Madison Memorial Library.

**BROOKHAVEN
PRESS 1981
LA CROSSE, WI.**

FICHE IA

TABLE 26.—Publicly controlled universities, colleges, and professional schools—Professors, students, and graduates in 1921-22—Continued

| Location | Institution | Year of first opening | Professors and instructors | | Students | | First degrees | | Graduate degrees | | Honorary degrees |
|--------------|------------------------------------|-----------------------|----------------------------|-------|----------|-------|---------------|-------|------------------|-------|------------------|
| | | | Men | Women | Men | Women | Men | Women | Men | Women | |
| 1 | 2 | 3 | 4 | 5 | 6 | 7 | 8 | 9 | 10 | 11 | 12 |
| ARKANSAS | | | | | | | | | | | |
| Fayetteville | University of Arkansas | 1872 | 84 | 17 | 797 | 420 | 42 | 27 | 3 | 2 | 4 |
| | Preparatory | | 12 | 4 | 191 | 58 | | | | | |
| | Arts and sciences | | 31 | 5 | 261 | 123 | 18 | 13 | | | |
| | Graduate | | | | 5 | 4 | | | 1 | 2 | |
| | Special | | | | 50 | 40 | | | | | |
| | Agriculture | | 19 | 0 | 97 | 0 | 9 | 0 | | | |
| | Education | | 5 | 0 | 44 | 140 | 1 | 6 | | | |
| | Chemical engineering | | 4 | 0 | 2 | 0 | 2 | 0 | | | |
| | Civil engineering | | 3 | 0 | 15 | 0 | 4 | 0 | | | |
| | Electrical engineering | | 2 | 0 | 15 | 0 | 5 | 0 | 2 | 0 | |
| | Mechanical engineering | | 7 | 0 | 9 | 0 | 3 | 0 | | | |
| | General engineering | | | | 124 | 0 | | | | | |
| | Home economics | | 0 | 5 | 0 | 79 | 0 | 8 | | | |
| | Medicine | | 16 | 2 | 33 | 1 | | | | | |
| | Music | | 4 | 1 | 1 | 16 | | | | | |
| | Summer school (1921) | | 34 | 7 | 274 | 382 | | | | | |
| | Extension courses | | 68 | 52 | 13 | 142 | | | | | |
| | Correspondence courses | | 30 | 5 | 100 | 130 | | | | | |
| | Military drill | | | | 255 | 0 | | | | | |
| CALIFORNIA | | | | | | | | | | | |
| Bakersfield | Junior College (arts and sciences) | 1913 | 9 | 8 | 42 | 36 | | | | | |
| Berkeley | University of California | 1860 | 769 | 220 | 8,379 | 6,943 | 870 | 736 | 196 | 122 | 4 |
| | Noncollegiate | | 33 | 20 | 509 | 241 | | | | | |
| | Arts and sciences | | 328 | 171 | 2,400 | 4,349 | 414 | 691 | | | |
| | Graduate | | | | 506 | 514 | | | 146 | 107 | |
| | Special | | | | 257 | 83 | | | | | |
| | Agriculture | | 129 | 3 | 496 | 34 | 113 | 9 | | | |
| | Architecture | | | | 77 | 14 | 2 | 0 | | | |
| | Commerce | | 38 | 4 | 1,227 | 208 | 114 | 18 | | | |
| | Education | | 46 | 5 | 79 | 1,385 | | | 5 | 0 | |
| | Civil engineering | | 74 | 4 | 219 | 0 | 22 | 0 | | | |
| | Mechanical engineering | | 59 | 3 | 660 | 0 | 49 | 0 | 2 | 0 | |
| | Mining engineering | | 77 | 3 | 246 | 0 | 17 | 0 | 1 | 0 | |
| | Law | | 23 | 1 | 727 | 81 | 15 | 3 | 42 | 5 | |
| | Medicine | | 69 | 3 | 451 | 107 | 40 | 2 | | | |
| | Dentistry | | 73 | 4 | 359 | 16 | 40 | 3 | | | |
| | Pharmacy | | 7 | 1 | 166 | 22 | 44 | 10 | | | |
| | Summer school (1921) | | 207 | 59 | 2,877 | 5,398 | | | | | |
| | Extension courses | | 267 | 63 | 305 | 1,013 | | | | | |
| | Correspondence courses | | 42 | 20 | 60 | 164 | | | | | |
| | Military drill | | | | 2,094 | 0 | | | | | |
| Hollister | Junior College (arts and sciences) | | 5 | 6 | 23 | 37 | | | | | |
| Riverside | Junior College (arts and sciences) | | 24 | 7 | 78 | 108 | | | | | |
| Sacramento | Junior College (arts and sciences) | | 10 | 11 | 34 | 33 | | | | | |
| Santa Ana | Junior College (arts and sciences) | | 9 | 14 | 62 | 83 | | | | | |
| COLORADO | | | | | | | | | | | |
| Boulder | University of Colorado | 1877 | 131 | 45 | 1,875 | 850 | 147 | 112 | 16 | 8 | 2 |
| | Noncollegiate | | 10 | 13 | 241 | 5 | | | | | |
| | Arts and sciences | | 63 | 32 | 720 | 774 | 38 | 107 | | | |
| | Graduate | | | | 58 | 59 | | | 11 | 8 | |
| | Special | | | | 58 | 28 | | | | | |
| | Chemical engineering | | | | 80 | 0 | 13 | 0 | | | |
| | Civil engineering | | 7 | 0 | 121 | 0 | 16 | 0 | 2 | 0 | |
| | Electrical engineering | | 6 | 0 | 201 | 0 | 23 | 0 | 2 | 0 | |
| | Mechanical engineering | | 8 | 0 | 140 | 0 | 26 | 0 | 1 | 0 | |
| | General engineering | | | | 115 | 0 | | | | | |
| | Law | | 10 | 0 | 103 | 2 | 14 | 0 | | | |
| | Medicine | | 50 | 0 | 99 | 10 | 15 | 0 | | | |
| | Pharmacy | | 1 | 1 | 25 | 17 | 2 | 5 | | | |
| | Summer school (1921) | | 88 | 27 | 800 | 1,527 | | | | | |
| | Extension courses | | 17 | 7 | 122 | 173 | | | | | |
| | Correspondence courses | | 41 | 10 | 278 | 264 | | | | | |

TABLE 26.—Publicly controlled universities, colleges, and professional schools—Instructors, students, and graduates in 1921-22—Continued

| Location | Institution | Year of first opening | Professors and instructors | | Students | | First degrees | | Graduate degrees | | Honorary degrees |
|----------------------|----------------------------------|-----------------------|----------------------------|-------|----------|-------|---------------|-------|------------------|-------|------------------|
| | | | Men | Women | Men | Women | Men | Women | Men | Women | |
| 1 | 2 | 3 | 4 | 5 | 6 | 7 | 8 | 9 | 10 | 11 | 12 |
| COLORADO—CON. | | | | | | | | | | | |
| Fort Collins..... | Colorado Agricultural College | 1881 | 68 | 29 | 918 | 327 | 63 | 26 | 6 | 0 | 2 |
| | Preparatory..... | | 29 | 18 | 244 | 54 | | | | | |
| | General science..... | | | | 39 | 49 | 4 | 3 | | | |
| | Graduate..... | | | | 6 | 0 | | | | | |
| | Special..... | | | | 101 | 51 | | | | | |
| | Agriculture..... | | 45 | 10 | 330 | 1 | 32 | 0 | 4 | 0 | |
| | General engineering..... | | 14 | 10 | 150 | 0 | | | | | |
| | Civil engineering..... | | 5 | 0 | 25 | 0 | | | | | |
| | Electrical engineering..... | | 3 | 0 | 11 | 0 | 5 | 0 | | | |
| | Mechanical engineering..... | | 6 | 0 | 19 | 0 | 7 | 0 | | | |
| | Forestry..... | | 2 | 0 | 6 | 0 | 1 | 0 | | | |
| | Home economics..... | | 14 | 19 | 0 | 223 | 0 | 23 | | | |
| | Veterinary medicine..... | | 6 | 0 | 78 | 0 | 12 | 0 | | | |
| | Summer school (1921)..... | | 31 | 11 | 109 | 113 | | | | | |
| | Military..... | | | | 502 | 0 | | | | | |
| Golden..... | Colorado School of Mines | 1874 | 30 | 0 | 480 | 0 | 76 | 0 | | | 3 |
| | Mining engineering..... | | 30 | 0 | 480 | 0 | 76 | 0 | | | |
| | Summer school (1921)..... | | 0 | 5 | 113 | 0 | | | | | |
| | Military drill..... | | | | 190 | 0 | | | | | |
| CONNECTICUT | | | | | | | | | | | |
| Storrs..... | Connecticut Agricultural College | 1881 | 40 | 8 | 374 | 66 | 43 | 9 | 2 | 1 | |
| | Noncollegiate..... | | 18 | 1 | 69 | 2 | | | | | |
| | Science..... | | | | 79 | 4 | | | | | |
| | Graduate..... | | | | 3 | 1 | | | 2 | 1 | |
| | Special..... | | | | 61 | 10 | | | | | |
| | Agriculture..... | | 20 | 2 | 182 | 2 | 42 | 0 | | | |
| | Mechanical engineering..... | | 15 | 0 | 27 | 0 | 1 | 0 | | | |
| | Home economics..... | | 21 | 7 | 0 | 52 | 0 | 9 | | | |
| | Military drill..... | | | | 153 | 0 | | | | | |
| DELAWARE | | | | | | | | | | | |
| Newark..... | University of Delaware | 1834 | 60 | 15 | 418 | 186 | 53 | 24 | 4 | 0 | |
| | Noncollegiate..... | | 10 | 1 | 133 | 0 | | | | | |
| | Arts and sciences..... | | 30 | 9 | 108 | 101 | 20 | 15 | | | |
| | Graduate..... | | | | 12 | 0 | | | 2 | 0 | |
| | Agriculture..... | | 8 | 0 | 32 | 0 | 5 | 0 | | | |
| | Education..... | | 3 | 2 | 0 | 43 | 0 | 5 | | | |
| | Chemical engineering..... | | 2 | 0 | 29 | 0 | 12 | 0 | | | |
| | Civil engineering..... | | 2 | 0 | 27 | 0 | 3 | 0 | 1 | 0 | |
| | Electrical engineering..... | | 2 | 0 | 41 | 0 | 6 | 0 | 1 | 0 | |
| | Mechanical engineering..... | | 4 | 0 | 36 | 0 | 7 | 0 | 1 | 0 | |
| | Home economics..... | | 0 | 3 | 0 | 42 | 0 | 4 | | | |
| | Summer school (1921)..... | | 4 | 10 | 23 | 280 | | | | | |
| | Extension students..... | | 2 | 1 | 12 | 31 | | | | | |
| | Military drill..... | | | | 227 | 0 | | | | | |
| DISTRICT OF COLUMBIA | | | | | | | | | | | |
| Washington..... | Gallaudet College | 1864 | 13 | 6 | 66 | 49 | 5 | 5 | 0 | 2 | 1 |
| | Preparatory..... | | 2 | 2 | 26 | 18 | | | | | |
| | Arts and sciences..... | | 11 | 4 | 39 | 31 | 5 | 5 | | | |
| | Graduate..... | | | | 1 | 2 | | | 0 | 2 | |
| FLORIDA | | | | | | | | | | | |
| Gainesville..... | University of Florida | 1884 | 64 | 0 | 1,014 | 0 | 77 | 0 | 4 | 1 | |
| | Noncollegiate..... | | 27 | 0 | 286 | 0 | | | | | |
| | Arts and sciences..... | | 20 | 0 | 300 | 0 | 15 | 0 | | | |
| | Graduate..... | | | | 8 | 0 | | | 1 | 0 | |
| | Agriculture..... | | 22 | 0 | 95 | 0 | 10 | 0 | | | |
| | Education..... | | 21 | 0 | 53 | 0 | 20 | 0 | 1 | 1 | |
| | Chemical engineering..... | | 3 | 0 | 8 | 0 | | | | | |
| | Civil engineering..... | | 2 | 0 | 26 | 0 | 2 | 0 | 2 | 0 | |
| | Electrical engineering..... | | 4 | 0 | 32 | 0 | 7 | 0 | | | |
| | General engineering..... | | 9 | 0 | 78 | 0 | | | | | |
| | Mechanical engineering..... | | 2 | 0 | 10 | 1 | | | | | |
| | Law..... | | 6 | 0 | 152 | 0 | 23 | 0 | | | |
| | Summer school (1921)..... | | 32 | 7 | 192 | 501 | | | | | |
| | Short winter courses..... | | | | 4 | 8 | | | | | |
| | Extension courses..... | | | | 96 | 125 | | | | | |
| | Correspondence courses..... | | 17 | 14 | 1,911 | 3,434 | | | | | |
| | Military drill..... | | | | 451 | 0 | | | | | |

TABLE 26.—Publicly controlled universities, colleges, and professional schools—Instructors, students, and graduates in 1921-22—Continued

| Location | Institution | Year of first opening | Professors and instructors | | Students | | First degrees | | Graduate degrees | | Honorary degrees |
|----------------|------------------------------------|-----------------------|----------------------------|-------|----------|-------|---------------|-------|------------------|-------|------------------|
| | | | Men | Women | Men | Women | Men | Women | Men | Women | |
| 1 | 2 | 3 | 4 | 5 | 6 | 7 | 8 | 9 | 10 | 11 | 12 |
| FLORIDA—contd. | | | | | | | | | | | |
| Tallahassee | Florida State College for Women | 1905 | 12 | 35 | 0 | 658 | 0 | 71 | | | |
| | Noncollegiate | | 0 | 5 | 0 | 13 | | | | | |
| | Arts and sciences | | 12 | 6 | 0 | 308 | 0 | 56 | | | |
| | Commerce | | 0 | 2 | 0 | 35 | | | | | |
| | Education | | 2 | 4 | 0 | 120 | 0 | 5 | | | |
| | Home economics | | 0 | 6 | 0 | 91 | 0 | 10 | | | |
| | Music | | 0 | 11 | 0 | 61 | | | | | |
| | Expression | | 0 | 2 | 0 | 34 | | | | | |
| GEORGIA | | | | | | | | | | | |
| Athens | University of Georgia | 1801 | 106 | 17 | 1,324 | 132 | 142 | 25 | 5 | 1 | 12 |
| | Noncollegiate | | 31 | 7 | 408 | 23 | | | | | |
| | Arts and sciences | | 29 | 0 | 168 | 45 | 34 | 9 | | | |
| | Graduate | | | | 27 | 17 | | | 4 | 1 | |
| | Special | | | | 78 | 0 | | | | | |
| | Agriculture | | 14 | 0 | 95 | 0 | 37 | 0 | 1 | 0 | |
| | Commerce | | 5 | 0 | 207 | 1 | 24 | 1 | | | |
| | Education | | 9 | 5 | 75 | 4 | 0 | 4 | | | |
| | Agriculture engineering | | 2 | 0 | 33 | 0 | | | | | |
| | Civil engineering | | 2 | 0 | 40 | 0 | 8 | 0 | | | |
| | Electrical engineering | | 1 | 0 | 4 | 0 | | | | | |
| | Forestry | | 1 | 0 | 3 | 0 | | | | | |
| | Home economics | | 0 | 10 | 0 | 39 | 0 | 11 | | | |
| | Journalism | | 2 | 0 | 14 | 2 | 1 | 0 | | | |
| | Law | | 4 | 0 | 131 | 0 | 31 | 0 | | | |
| | Pharmacy | | 2 | 0 | 23 | 1 | 5 | 0 | | | |
| | Veterinary medicine | | 6 | 0 | 18 | 0 | 2 | 0 | | | |
| | Summer school (1921) | | 41 | 28 | 266 | 1,008 | | | | | |
| | Short courses | | | | 137 | 151 | | | | | |
| | Military drill | | | | 510 | 0 | | | | | |
| Atlanta | Georgia School of Technology | 1888 | 192 | 9 | 776 | 11 | 184 | 0 | 1 | 0 | |
| | Noncollegiate | | 106 | 9 | 816 | 0 | | | | | |
| | Architecture | | 4 | 0 | 87 | 0 | 6 | 0 | | | |
| | Commerce | | 15 | 0 | 549 | 11 | 18 | 0 | | | |
| | General engineering | | 63 | 0 | 562 | 0 | | | | | |
| | Chemical engineering | | 3 | 0 | 36 | 0 | 8 | 0 | | | |
| | Civil engineering | | 6 | 0 | 143 | 0 | 29 | 0 | | | |
| | Electrical engineering | | 10 | 0 | 246 | 0 | 65 | 0 | 1 | 0 | |
| | Mechanical engineering | | 12 | 0 | 211 | 0 | 55 | 0 | | | |
| | Textile engineering | | 5 | 0 | 126 | 0 | 13 | 0 | | | |
| | Summer school (1921) | | 12 | 0 | 317 | 0 | | | | | |
| | Military drill | | | | 1,257 | 0 | | | | | |
| Augusta | Medical College of Georgia | 1830 | 53 | 0 | 88 | 1 | 13 | 0 | | | |
| Dahlonega | North Georgia Agricultural College | 1872 | 13 | 2 | 147 | 11 | 4 | 1 | | | |
| | Preparatory | | 3 | 2 | 29 | 10 | | | | | |
| | Arts and sciences | | 6 | 1 | 42 | 1 | 0 | 1 | | | |
| | Special | | | | 30 | 0 | | | | | |
| | Agriculture | | 2 | 0 | 6 | 0 | 2 | 0 | | | |
| | Commerce | | 5 | 1 | 28 | 0 | | | | | |
| | Mining engineering | | 4 | 0 | 22 | 0 | 2 | 0 | | | |
| | Military drill | | | | 140 | 0 | | | | | |
| Milledgeville | Georgia State College for Women | 1891 | 6 | 40 | 0 | 1,081 | 0 | 8 | | | |
| | Summer school (1921) | | 8 | 26 | 35 | 943 | | | | | |
| HAWAII | | | | | | | | | | | |
| Honolulu | University of Hawaii | 1907 | 29 | 5 | 271 | 133 | 17 | 2 | 2 | 0 | |
| | Arts and sciences | | 22 | 2 | 91 | 28 | 8 | 1 | | | |
| | Graduate | | | | 5 | 1 | | | 2 | 0 | |
| | Special | | | | 70 | 85 | | | | | |
| | Agriculture | | 2 | 0 | 7 | 0 | | | | | |
| | Commerce | | 1 | 0 | 28 | 1 | | | | | |
| | Education | | 1 | 0 | 1 | 16 | | | | | |
| | Civil engineering | | 3 | 0 | 31 | 0 | 4 | 0 | | | |
| | Sugar technology | | | | 38 | 0 | 5 | 0 | | | |
| | Home economics | | 0 | 3 | 0 | 2 | 0 | 1 | | | |
| | Military drill | | | | 128 | 0 | | | | | |

TABLE 26.—Publicly controlled universities, colleges, and professional schools—Instructors, students, and graduates in 1921-22—Continued

| Location | Institution | Year of first opening | Professors and instructors | | Students | | First degrees | | Graduate degrees | | Honorary degrees |
|-----------|--|-----------------------|----------------------------|-------|----------|-------|---------------|-------|------------------|-------|------------------|
| | | | Men | Women | Men | Women | Men | Women | Men | Women | |
| 1 | 2 | 3 | 4 | 5 | 6 | 7 | 8 | 9 | 10 | 11 | 12 |
| IDAHO | | | | | | | | | | | |
| Moscow | University of Idaho | 1892 | 85 | 20 | 841 | 389 | 59 | 29 | 4 | 2 | 1 |
| | Noncollegiate | | | | 33 | 0 | | | | | |
| | Arts and sciences | | 39 | 16 | 261 | 257 | 15 | 20 | | | |
| | Graduate | | | | 25 | 11 | | | 1 | 2 | |
| | Special | | | | 152 | 38 | | | | | |
| | Agriculture | | 19 | 0 | 197 | 2 | 13 | 0 | | | |
| | Education | | 4 | 0 | 22 | 42 | 4 | 6 | 1 | 0 | |
| | Chemical engineering | | 4 | 0 | 10 | 0 | 4 | 0 | | | |
| | Civil engineering | | 3 | 0 | 35 | 0 | 5 | 0 | | | |
| | Electrical engineering | | 2 | 0 | 55 | 0 | 1 | 0 | | | |
| | Mechanical engineering | | 2 | 0 | 23 | 0 | 1 | 0 | | | |
| | Mining engineering | | 4 | 0 | 30 | 0 | 4 | 0 | 1 | 0 | |
| | Forestry | | | | 65 | 0 | 3 | 0 | 1 | 0 | |
| | Home economics | | 0 | 4 | 1 | 56 | 0 | 3 | | | |
| | Law | | 3 | 0 | 51 | 1 | 9 | 0 | | | |
| | Music | | 5 | 0 | 8 | 49 | | | | | |
| | Summer school (1921) | | 11 | 2 | 102 | 94 | | | | | |
| | Extension courses | | | | 10 | 2 | | | | | |
| | Short courses | | | | 26 | 0 | | | | | |
| | Correspondence courses | | 14 | 0 | 39 | 20 | | | | | |
| | Military drill | | | | 357 | 0 | | | | | |
| Pocatello | Idaho Technical Institute ¹ | 1915 | 24 | 12 | 238 | 219 | | | | | |
| | Preparatory | | 10 | 6 | 146 | 110 | | | | | |
| | Arts and sciences | | 15 | 6 | 20 | 18 | | | | | |
| | Chemical engineering | | 1 | 0 | 2 | 0 | | | | | |
| | Civil engineering | | 1 | 0 | 2 | 0 | | | | | |
| | Electrical engineering | | 1 | 0 | 4 | 0 | | | | | |
| | Mechanical engineering | | 1 | 0 | 2 | 0 | | | | | |
| | Agriculture | | 2 | 0 | 9 | 0 | | | | | |
| | Commerce | | 3 | 2 | 20 | 25 | | | | | |
| | Education | | 1 | 0 | 5 | 35 | | | | | |
| | Home economics | | 0 | 2 | 0 | 16 | | | | | |
| | Fine arts | | 1 | 1 | 12 | 20 | | | | | |
| | Music | | 2 | 2 | 54 | 107 | | | | | |
| | Pharmacy | | 4 | 0 | 34 | 2 | | | | | |
| | Summer school (1921) | | | | 44 | 300 | | | | | |
| | Correspondence courses | | | | 0 | 22 | | | | | |
| ILLINOIS | | | | | | | | | | | |
| Joliet | Junior College (arts and sciences) | 1902 | 11 | 6 | 77 | 44 | | | | | |
| Urbana | University of Illinois | 1868 | 647 | 111 | 7,425 | 2,273 | 1,030 | 325 | 142 | 28 | |
| | High school | | 8 | 8 | 96 | 64 | | | | | |
| | Arts and sciences | | 251 | 63 | 1,224 | 1,562 | 213 | 192 | | | |
| | Graduate | | | | 442 | 114 | | | 100 | 22 | |
| | Special | | | | 221 | 126 | | | | | |
| | Agriculture | | 126 | 2 | 871 | 47 | 153 | 10 | 15 | 0 | |
| | Home economics | | | | 0 | 118 | 0 | 57 | | | |
| | Commerce | | 54 | 1 | 1,918 | 145 | 204 | 23 | 6 | 1 | |
| | Education | | 35 | 12 | 243 | 48 | 34 | 25 | 7 | 5 | |
| | Music | | 8 | 8 | 14 | 87 | 0 | 7 | | | |
| | Architecture | | | | 112 | 8 | 12 | 0 | 1 | 0 | |
| | Architectural engineering | | | | 130 | 0 | 16 | 0 | | | |
| | Chemical engineering | | 17 | 1 | 112 | 8 | 32 | 1 | | | |
| | Civil engineering | | 12 | 0 | 354 | 1 | 63 | 0 | 6 | 0 | |
| | Electrical engineering | | 13 | 0 | 427 | 0 | 59 | 0 | 3 | 0 | |
| | General engineering | | | | 44 | 0 | 1 | 0 | | | |
| | Mechanical engineering | | 17 | 0 | 430 | 1 | 56 | 0 | 1 | 0 | |
| | Mining engineering | | 4 | 0 | 89 | 0 | 13 | 0 | | | |
| | Sanitary engineering | | | | 10 | 0 | 3 | 0 | | | |
| | Railway engineering | | 5 | 0 | 53 | 0 | 5 | 0 | | | |
| | Ceramic engineering | | 4 | 0 | 75 | 1 | 6 | 0 | | | |
| | Library science | | 2 | 5 | 6 | 36 | 5 | 4 | | | |
| | Law | | 8 | 0 | 128 | 2 | 28 | 0 | 3 | 0 | |
| | Medicine | | 159 | 6 | 332 | 23 | 54 | 2 | | | |
| | Dentistry | | 65 | 7 | 196 | 8 | 30 | 2 | | | |
| | Pharmacy | | 9 | 1 | 253 | 12 | 43 | 2 | | | |
| | Summer school (1921) | | 93 | 12 | 1,378 | 598 | | | | | |
| | Short winter courses | | | | 704 | 0 | | | | | |
| | Military drill | | | | 2,770 | 0 | | | | | |

¹Junior college.

TABLE 26.—Publicly controlled universities, colleges, and professional schools—Instructors, students, and graduates in 1921-22—Continued

| Location | Institution | Year of first opening | Professors and instructors | | Students | | First degrees | | Graduate degrees | | Honorary degrees |
|-------------|--|-----------------------|----------------------------|-------|----------|-------|---------------|-------|------------------|-------|------------------|
| | | | Men | Women | Men | Women | Men | Women | Men | Women | |
| 1 | 2 | 3 | 4 | 5 | 6 | 7 | 8 | 9 | 10 | 11 | 12 |
| INDIANA | | | | | | | | | | | |
| Bloomington | Indiana University | 1824 | 178 | 35 | 1,941 | 1,251 | 254 | 237 | 44 | 15 | 5 |
| | Arts and sciences | | 113 | 25 | 1,376 | 1,149 | 158 | 228 | | | |
| | Graduate | | | | 108 | 87 | | | 37 | 15 | |
| | Special | | | | 31 | 17 | | | | | |
| | Commerce | | 6 | 1 | 78 | 2 | 29 | 2 | | | |
| | Education | | | | 9 | 5 | 1 | 0 | 5 | 0 | |
| | Fine arts | | 2 | 0 | 3 | 10 | 1 | 2 | | | |
| | Home economics | | 0 | 9 | 0 | 57 | 0 | 5 | | | |
| | Law | | 5 | 0 | 129 | 2 | 22 | 0 | 2 | 0 | |
| | Medicine | | 65 | 0 | 328 | 13 | 43 | 0 | | | |
| | Summer school (1921) | | 97 | 19 | 853 | 858 | | | | | |
| | Extension courses | | 80 | 10 | 939 | 2,190 | | | | | |
| | Correspondence courses | | 40 | 17 | 340 | 402 | | | | | |
| | Military drill | | | | 675 | 0 | | | | | |
| La Fayette | Purdue University | 1874 | 208 | 10 | 2,667 | 379 | 419 | 47 | 38 | 1 | |
| | Science | | 85 | 9 | 135 | 232 | 10 | 22 | | | |
| | Graduate | | | | 51 | 7 | | | 9 | 1 | |
| | Special | | | | 91 | 28 | | | | | |
| | Agriculture | | 48 | 0 | 533 | 1 | 103 | 0 | 5 | 0 | |
| | Chemical engineering | | | | 234 | 0 | 45 | 0 | 2 | 0 | |
| | Civil engineering | | | | 411 | 0 | 62 | 0 | 6 | 0 | |
| | Electrical engineering | | 70 | 0 | 553 | 1 | 68 | 0 | 6 | 0 | |
| | Mechanical engineering | | | | 659 | 0 | 108 | 0 | 10 | 0 | |
| | Forestry | | 1 | 0 | 14 | 0 | 5 | 0 | | | |
| | Home economics | | 0 | 10 | 0 | 125 | 0 | 23 | | | |
| | Pharmacy | | 4 | 0 | 77 | 13 | 20 | 2 | | | |
| | Summer school (1921) | | 14 | 5 | 94 | 77 | | | | | |
| | Short winter courses | | | | 71 | 18 | | | | | |
| | Military drill | | | | 1,221 | 0 | | | | | |
| IOWA | | | | | | | | | | | |
| Ames | Iowa State College of Agriculture and Mechanic Arts. | 1869 | 344 | 92 | 3,382 | 1,084 | 308 | 118 | 79 | 3 | 1 |
| | Noncollegiate | | 57 | 16 | 652 | 28 | | | | | |
| | Industrial science | | 131 | 35 | 134 | 74 | 15 | 11 | | | |
| | Graduate | | | | 320 | 84 | | | 65 | 3 | |
| | Special | | | | 146 | 108 | | | | | |
| | Agriculture | | 58 | 0 | 982 | 12 | 134 | 1 | 1 | 0 | |
| | Agricultural engineering | | 9 | 0 | 78 | 0 | 8 | 0 | 2 | 0 | |
| | Architectural engineering | | 3 | 1 | 108 | 2 | 14 | 0 | | | |
| | Chemical engineering | | 3 | 0 | 101 | 0 | 14 | 0 | 2 | 0 | |
| | Civil engineering | | 17 | 0 | 309 | 1 | 35 | 0 | 2 | 0 | |
| | Electrical engineering | | 8 | 0 | 363 | 1 | 30 | 0 | 3 | 0 | |
| | Mechanical engineering | | 22 | 0 | 208 | 2 | 28 | 0 | 2 | 0 | |
| | Mining engineering | | 1 | 0 | 23 | 0 | 1 | 0 | | | |
| | Ceramic engineering | | 2 | 0 | 15 | 0 | 2 | 0 | | | |
| | Trades and industries | | 1 | 0 | 7 | 0 | 1 | 0 | | | |
| | Forestry | | 6 | 0 | 62 | 0 | 5 | 0 | 2 | 0 | |
| | Home economics | | 0 | 41 | 0 | 861 | 0 | 108 | | | |
| | Journalism | | 3 | 0 | 18 | 1 | 3 | 0 | | | |
| | Music | | 2 | 1 | 72 | 95 | | | | | |
| | Veterinary medicine | | 16 | 0 | 84 | 0 | 18 | 0 | | | |
| | Summer school (1921) | | 104 | 28 | 1,703 | 409 | | | | | |
| | Short winter courses | | | | 172 | 0 | | | | | |
| | Correspondence courses | | | | 46 | 5 | | | | | |
| | Military drill | | | | 1,094 | 0 | | | | | |
| Iowa City | State University of Iowa | 1855 | 344 | 81 | 3,657 | 2,508 | 338 | 224 | 79 | 25 | 2 |
| | High school | | 7 | 13 | 104 | 98 | | | | | |
| | Arts and sciences | | 194 | 69 | 1,951 | 1,893 | 142 | 210 | | | |
| | Graduate | | | | 466 | 356 | | | 72 | 25 | |
| | Special | | | | 84 | 81 | | | | | |
| | Education | | 9 | 0 | 14 | 11 | 0 | 2 | | | |
| | Chemical engineering | | | | 12 | 0 | 2 | 0 | | | |
| | Engineering | | 27 | 0 | 404 | 4 | 54 | 0 | 7 | 0 | |
| | Law | | 8 | 0 | 199 | 6 | 44 | 1 | | | |
| | Medicine | | 62 | 8 | 312 | 13 | 35 | 3 | | | |
| | Dentistry | | 28 | 0 | 256 | 0 | 40 | 0 | | | |

* Engineering faculty.

TABLE 26.—Publicly controlled universities, colleges, and professional schools—Instructors, students, and graduates in 1921-22—Continued

| Location | Institution | Year of first opening | Professors and instructors | | Students | | First degrees | | Graduate degrees | | Honorary degrees |
|------------------|---------------------------------------|-----------------------|----------------------------|-------|----------|-------|---------------|-------|------------------|-------|------------------|
| | | | Men | Women | Men | Women | Men | Women | Men | Women | |
| 1 | 2 | 3 | 4 | 5 | 6 | 7 | 8 | 9 | 10 | 11 | 12 |
| IOWA—contd. | | | | | | | | | | | |
| Iowa City (con.) | State University of Iowa—Con. | | | | | | | | | | |
| | Pharmacy | | 2 | 1 | 74 | 10 | 21 | 5 | | | |
| | Music | | 7 | 3 | 52 | 240 | 0 | 3 | | | |
| | Summer school (1921) | | | | 810 | 937 | | | | | |
| | Extension courses | | | | 22 | 3 | | | | | |
| | Correspondence courses | | | | 160 | 183 | | | | | |
| | Military drill | | | | 1,132 | 0 | | | | | |
| KANSAS | | | | | | | | | | | |
| Garden City | Junior college (arts and sciences) | | 2 | 8 | 14 | 38 | | | | | |
| Lawrence | University of Kansas | 1866 | 216 | 49 | 2,554 | 1,409 | 292 | 187 | 40 | 23 | |
| | High school | | 3 | 1 | 28 | 38 | | | | | |
| | Arts and sciences | | 128 | 38 | 1,651 | 1,193 | 155 | 163 | | | |
| | Graduate | | | | 108 | 55 | | | 37 | 23 | |
| | Special | | | | 105 | 114 | | | | | |
| | Education | | 12 | 2 | 66 | 335 | 2 | 9 | 3 | 0 | |
| | Architectural engineering | | 3 | 0 | 55 | 7 | 4 | 1 | | | |
| | Chemical engineering | | | | 80 | 5 | 12 | 0 | | | |
| | Civil engineering | | 6 | 0 | 179 | 0 | 24 | 0 | | | |
| | Electrical engineering | | 4 | 0 | 171 | 0 | 14 | 0 | | | |
| | General engineering | | 5 | 0 | 41 | 0 | | | | | |
| | Mechanical engineering | | 14 | 0 | 100 | 0 | | | | | |
| | Mining engineering | | 2 | 0 | 72 | 0 | 6 | 0 | | | |
| | Fine arts | | 3 | 2 | 5 | 56 | 0 | 2 | | | |
| | Music | | 10 | 6 | 34 | 210 | 1 | 9 | | | |
| | Law | | 5 | 0 | 240 | 11 | 43 | 1 | | | |
| | Medicine | | 33 | 0 | 147 | 10 | 22 | 2 | | | |
| | Pharmacy | | 4 | 0 | 89 | 10 | 9 | 1 | | | |
| | Summer school (1921) | | 71 | 13 | 659 | 650 | | | | | |
| | Extension courses | | | | 141 | 485 | | | | | |
| | Correspondence courses | | 57 | 22 | 734 | 1,164 | | | | | |
| | Military drill | | | | 208 | 0 | | | | | |
| Manhattan | Kansas State Agricultural College | 1863 | 192 | 66 | 2,071 | 932 | 179 | 86 | 19 | 3 | 2 |
| | Secondary | | 49 | 16 | 343 | 34 | | | | | |
| | General science | | 95 | 40 | 169 | 204 | 15 | 22 | | | |
| | Graduate | | | | 101 | 27 | | | 6 | 3 | |
| | Special | | | | 122 | 99 | | | | | |
| | Agriculture | | 41 | 1 | 459 | 3 | 84 | 0 | | | |
| | Architecture | | 14 | 0 | 61 | 1 | 4 | 0 | 2 | 0 | |
| | Commerce | | 3 | 0 | 105 | 3 | 1 | 0 | | | |
| | Agricultural engineering | | 21 | 0 | 43 | 0 | 3 | 0 | | | |
| | Civil engineering | | 20 | 0 | 173 | 0 | 10 | 0 | 5 | 0 | |
| | Electrical engineering | | 20 | 0 | 312 | 0 | 27 | 0 | 3 | 0 | |
| | Mechanical engineering | | 27 | 0 | 133 | 0 | 16 | 0 | 4 | 0 | |
| | Flour-mill engineering | | | | 18 | 0 | | 0 | | | |
| | Home economics | | 0 | 23 | 0 | 526 | 0 | 59 | | | |
| | Journalism | | 5 | 1 | 54 | 48 | 9 | 5 | | | |
| | Music | | 7 | 10 | 0 | 86 | 1 | 0 | | | |
| | Veterinary medicine | | 8 | 0 | 67 | 0 | 8 | 0 | | | |
| | Summer school (1921) | | 67 | 22 | 510 | 310 | | | | | |
| | Short winter courses | | | | 170 | 20 | | | | | |
| | Extension courses | | 21 | 8 | 43 | 60 | | | | | |
| | Correspondence courses | | 6 | 4 | 237 | 239 | | | | | |
| | Military drill | | | | 901 | 0 | | | | | |
| KENTUCKY | | | | | | | | | | | |
| Lexington | University of Kentucky | 1865 | 117 | 27 | 1,235 | 561 | 130 | 73 | 12 | 2 | 2 |
| | Noncollegiate | | 2 | 3 | 160 | 42 | | | | | |
| | Arts and sciences | | 65 | 14 | 419 | 362 | 49 | 62 | | | |
| | Graduate | | | | 29 | 12 | | | 6 | 2 | |
| | Special | | | | 53 | 55 | | | | | |
| | Agriculture | | 21 | 0 | 135 | 0 | 18 | 0 | 1 | 0 | |
| | General engineering | | | | 249 | 0 | | | | | |
| | Civil engineering | | | | 81 | 0 | 16 | 0 | 2 | 0 | |
| | Mechanical and electrical engineering | | 25 | 2 | 66 | 1 | 31 | 0 | 3 | 0 | |
| | Mining engineering | | | | 17 | 0 | 4 | 0 | | | |

TABLE 26.—Publicly controlled universities, colleges, and professional schools—Instructors, students, and graduates in 1921-22—Continued

| Location | Institution | Year of first opening | Professors and instructors | | Students | | First degrees | | Graduate degrees | | Honorary degrees |
|------------------|---|-----------------------|----------------------------|-------|----------|-------|---------------|-------|------------------|-------|------------------|
| | | | Men. | Women | Men | Women | Men. | Women | Men | Women | |
| 1 | 2 | 3 | 4 | 5 | 6 | 7 | 8 | 9 | 10 | 11 | 12 |
| KENTUCKY—CON. | | | | | | | | | | | |
| Lexington (con.) | University of Kentucky—Con. | | | | | | | | | | |
| | Home economics | | 0 | 8 | 0 | 87 | 0 | 11 | | | |
| | Law | | 5 | 0 | 70 | 2 | 12 | 0 | | | |
| | Summer school (1921) | | 27 | 1 | 277 | 214 | | | | | |
| | Short winter courses | | | | 78 | 11 | | | | | |
| | Extension courses | | | | 20 | 100 | | | | | |
| | Correspondence courses | | | | 85 | 126 | | | | | |
| | Military drill | | | | 550 | 0 | | | | | |
| Louisville | University of Louisville | 1837 | 175 | 16 | 532 | 284 | 52 | 23 | 5 | 3 | |
| | Arts and sciences | | 26 | 10 | 216 | 218 | 10 | 23 | | | |
| | Graduate | | | | 18 | 20 | | | 5 | 3 | |
| | Special | | | | 43 | 86 | | | | | |
| | Law | | 9 | 0 | 25 | 2 | 1 | 0 | | | |
| | Medicine | | 110 | 3 | 162 | 6 | 21 | 0 | | | |
| | Dentistry | | 30 | 3 | 132 | 0 | 20 | 0 | | | |
| LOUISIANA | | | | | | | | | | | |
| Baton Rouge | Louisiana State University and Agricultural and Mechanical College. | 1860 | 82 | 21 | 966 | 276 | 79 | 30 | 7 | 2 | |
| | Noncollegiate | | 6 | 4 | 116 | 57 | | | | | |
| | Arts and sciences | | 28 | 11 | 318 | 142 | 19 | 23 | | | |
| | Graduate | | | | 30 | 5 | | | 7 | 2 | |
| | Special | | | | 22 | 8 | | | | | |
| | Agriculture | | 30 | 5 | 134 | 0 | 12 | 0 | | | |
| | Education | | | | 9 | 80 | 3 | 1 | | | |
| | General engineering | | | | 178 | 1 | | | | | |
| | Chemical engineering | | 17 | 3 | 34 | 0 | 8 | 0 | | | |
| | Civil engineering | | 14 | 3 | 17 | 0 | 3 | 0 | | | |
| | Electrical engineering | | 19 | 3 | 44 | 0 | 5 | 0 | | | |
| | Mechanical engineering | | 17 | 3 | 18 | 0 | 2 | 0 | | | |
| | Sugar engineering | | 23 | 3 | 109 | 0 | 11 | 0 | | | |
| | Home economics | | 8 | 10 | 0 | 39 | 0 | 5 | | | |
| | Law | | 4 | 0 | 59 | 2 | 16 | 1 | | | |
| | Summer school (1921) | | 39 | 16 | 411 | 419 | | | | | |
| | Military drill | | | | 460 | 0 | | | | | |
| MAINE | | | | | | | | | | | |
| Orono | University of Maine | 1868 | 100 | 14 | 1,049 | 288 | 135 | 50 | 10 | 1 | 12 |
| | Noncollegiate | | 16 | 1 | 30 | 0 | | | | | |
| | Arts and sciences | | 49 | 7 | 237 | 202 | 39 | 30 | | | |
| | Graduate | | | | 22 | 7 | | | 4 | 1 | |
| | Special | | | | 44 | 14 | | | | | |
| | Agriculture | | 19 | 1 | 119 | 2 | 17 | 0 | | | |
| | Education | | 1 | 4 | 14 | 13 | 1 | 6 | | | |
| | Chemical engineering | | 13 | 0 | 83 | 0 | 15 | 0 | 2 | 0 | |
| | Civil engineering | | 9 | 0 | 112 | 0 | 21 | 0 | 2 | 0 | |
| | Electrical engineering | | 8 | 0 | 177 | 0 | 18 | 0 | 2 | 0 | |
| | Mechanical engineering | | 10 | 0 | 131 | 0 | 17 | 0 | | | |
| | Forestry | | 2 | 0 | 85 | 0 | 7 | 0 | | | |
| | Home economics | | 0 | 4 | 0 | 63 | 0 | 14 | | | |
| | Summer school (1921) | | 18 | 1 | 160 | 68 | | | | | |
| | Extension courses | | 8 | 3 | 5 | 143 | | | | | |
| | Correspondence courses | | 3 | 1 | 33 | 12 | | | | | |
| | Military drill | | | | 490 | 0 | | | | | |
| MARYLAND | | | | | | | | | | | |
| Annapolis | United States Naval Academy | 1845 | 230 | 0 | 2,427 | 0 | | | | | |
| College Park | University of Maryland | 1859 | 356 | 14 | 1,915 | 222 | 224 | 6 | 7 | 0 | 6 |
| | Noncollegiate | | 25 | 3 | 111 | 0 | | | | | |
| | Arts and sciences | | 28 | 6 | 168 | 95 | 14 | 1 | | | |
| | Graduate | | | | 25 | 2 | | | 6 | 0 | |
| | Agriculture | | 31 | 0 | 116 | 4 | 19 | 1 | | | |
| | Commerce | | 39 | 0 | 221 | 39 | 7 | 0 | | | |
| | Education | | 3 | 1 | 65 | 32 | 6 | 2 | | | |
| | Civil engineering | | 2 | 0 | 26 | 0 | 4 | 0 | 1 | 0 | |
| | Electrical engineering | | 2 | 0 | 28 | 0 | 6 | 0 | | | |
| | Mechanical engineering | | 4 | 0 | 21 | 0 | 4 | 0 | | | |

TABLE 26.—Publicly controlled universities, colleges, and professional schools—Instructors, students, and graduates in 1921-22—Continued

| Location | Institution | Year of first opening | Professors and instructors | | Students | | First degrees | | Graduate degrees | | Honorary degrees |
|---------------|--|-----------------------|----------------------------|-------|----------|-------|---------------|-------|------------------|-------|------------------|
| | | | Men | Women | Men | Women | Men | Women | Men | Women | |
| 1 | 2 | 3 | 4 | 5 | 6 | 7 | 8 | 9 | 10 | 11 | 12 |
| MARYLAND—CON. | | | | | | | | | | | |
| College Park | University of Maryland—Con. | | | | | | | | | | |
| | Unclassified engineering | | | | 83 | 0 | | | | | |
| | Home economics | | 0 | 3 | 0 | 15 | | | | | |
| | Law | | 23 | 0 | 463 | 27 | 73 | 0 | | | |
| | Medicine | | 186 | 0 | 297 | 2 | 55 | 0 | | | |
| | Dentistry | | 25 | 0 | 202 | 2 | 29 | 0 | | | |
| | Pharmacy | | 17 | 1 | 89 | 4 | 27 | 2 | | | |
| | Summer school (1921) | | 27 | 10 | 117 | 263 | | | | | |
| | Military drill | | | | 280 | 0 | | | | | |
| MASSACHUSETTS | | | | | | | | | | | |
| Amherst | Massachusetts Agricultural College | 1821 | 88 | 9 | 803 | 62 | 92 | 3 | 4 | 0 | |
| | Noncollegiate | | 19 | 3 | 305 | 14 | | | | | |
| | Agricultural | | 69 | 6 | 435 | 37 | 92 | 3 | | | |
| | Graduate | | | | 53 | 8 | | | 4 | 0 | |
| | Special | | | | 10 | 3 | | | | | |
| | Summer school (1921) | | 29 | 10 | 31 | 192 | | | | | |
| | Short winter courses | | | | 146 | 18 | | | | | |
| | Military drill | | | | 204 | 0 | | | | | |
| Lowell | Lowell Textile School | 1897 | 32 | 1 | 274 | 4 | 26 | 0 | | | |
| | Engineering | | 28 | 1 | 223 | 1 | 26 | 0 | | | |
| | Special | | 4 | 0 | 51 | 3 | | | | | |
| | Evening school | | 41 | 1 | 891 | 28 | | | | | |
| MICHIGAN | | | | | | | | | | | |
| Ann Arbor | University of Michigan | 1841 | 611 | 18 | 7,140 | 1,903 | 1,212 | 379 | 182 | 44 | 10 |
| | Arts and sciences | | 298 | 12 | 3,145 | 1,549 | 548 | 330 | | | |
| | Graduate | | | | 455 | 120 | | | 150 | 44 | |
| | Architecture | | | | 161 | 21 | 9 | 1 | | | |
| | Education | | 10 | 2 | 68 | 147 | 19 | 39 | | | |
| | Chemical engineering | | | | 227 | 2 | 61 | 0 | | | |
| | Civil engineering | | | | 338 | 0 | 84 | 0 | 2 | 0 | |
| | Electrical engineering | | | | 272 | 0 | 57 | 0 | | | |
| | Mechanical engineering | | 170 | 0 | 438 | 1 | 121 | 0 | | | |
| | Marine engineering | | | | 54 | 0 | 17 | 0 | | | |
| | Aeronautical engineering | | | | 43 | 0 | 10 | 0 | | | |
| | Unclassified engineering | | | | 498 | 2 | | | | | |
| | Law | | 14 | 0 | 387 | 2 | 116 | 0 | | | |
| | Medicine | | 94 | 8 | 585 | 83 | 96 | 6 | | | |
| | Dentistry | | 20 | 0 | 399 | 11 | 65 | 1 | | | |
| | Pharmacy | | 5 | 0 | 71 | 15 | 9 | 2 | | | |
| | Summer school (1921) | | 252 | 8 | 2,207 | 587 | | | | | |
| | Extension courses | | 16 | 1 | 263 | 480 | | | | | |
| | Military drill | | | | 434 | 0 | | | | | |
| Detroit | Detroit College of Medicine and Surgery | 1868 | 29 | 2 | 172 | 7 | 18 | 3 | | | |
| Do | Detroit Junior College (arts and sciences) | 1917 | 41 | 17 | 835 | 392 | | | | | |
| | Summer school (1921) | | 13 | 0 | 275 | 50 | | | | | |
| | Evening school | | 11 | 2 | 265 | 411 | | | | | |
| East Lansing | Michigan Agricultural College | 1857 | 158 | 26 | 1,445 | 457 | 168 | 70 | 11 | 0 | 1 |
| | Noncollegiate | | 8 | 4 | 210 | 0 | | | | | |
| | Applied science | | 80 | 7 | 108 | 14 | | | | | |
| | Graduate | | | | 13 | 0 | | | 7 | 0 | |
| | Special | | | | 7 | 3 | | | | | |
| | Agriculture | | 31 | 0 | 480 | 11 | 72 | 2 | 3 | 0 | |
| | Chemical engineering | | 6 | 0 | 46 | 0 | 8 | 0 | | | |
| | Civil engineering | | 7 | 0 | 99 | 0 | 27 | 0 | | | |
| | Electrical engineering | | 4 | 0 | 87 | 0 | 16 | 0 | 1 | 0 | |
| | Mechanical engineering | | 12 | 0 | 73 | 0 | 22 | 0 | | | |
| | Unclassified engineering | | | | 238 | 0 | | | | | |
| | Forestry | | 4 | 0 | 59 | 0 | 17 | 0 | | | |
| | Home economics | | 0 | 15 | 0 | 432 | 0 | 68 | | | |
| | Veterinary medicine | | 7 | 0 | 32 | 0 | 6 | 0 | | | |
| | Summer school (1921) | | | | 336 | 98 | | | | | |
| | Short winter courses | | | | 394 | 5 | | | | | |
| | Military drill | | | | 653 | 0 | | | | | |

TABLE 26.—Publicly controlled universities, colleges, and professional schools—Instructors, students, and graduates in 1921-22—Continued

| Location | Institution | Year of first opening | Professors and instructors | | Students | | First degrees | | Graduate degrees | | Honorary degrees |
|-----------------------|---|-----------------------|----------------------------|-------|----------|-------|---------------|-------|------------------|-------|------------------|
| | | | Men | Women | Men | Women | Men | Women | Men | Women | |
| 1 | 2 | 3 | 4 | 5 | 6 | 7 | 8 | 9 | 10 | 11 | 12 |
| MICHIGAN—con. | | | | | | | | | | | |
| Grand Rapids.... | Grand Rapids Junior College (arts and sciences)..... | 1914 | 14 | 10 | 88 | 200 | | | | | |
| Highland Park.... | Highland Park Junior College (arts and sciences)..... | | 7 | 11 | 82 | 44 | | | | | |
| Houghton..... | Michigan College of Mines (engineering)..... | 1886 | 27 | 0 | 336 | 0 | 47 | 0 | | | |
| MINNESOTA | | | | | | | | | | | |
| Minneapolis..... | University of Minnesota..... | 1869 | 778 | 173 | 7,314 | 3,450 | 793 | 379 | 106 | 27 | |
| | Noncollegiate..... | | 103 | 45 | 1,248 | 361 | | | | | |
| | Arts and sciences..... | | 236 | 67 | 2,554 | 1,739 | 179 | 133 | | | |
| | Graduate..... | | | | 618 | 183 | | | 92 | 27 | |
| | Special..... | | | | 517 | 304 | | | | | |
| | Agriculture..... | | 133 | 39 | 351 | 2 | 45 | 1 | | | |
| | Education..... | | 30 | 33 | 127 | 752 | 44 | 161 | | | |
| | Commerce..... | | 36 | 10 | 172 | 28 | 47 | 12 | | | |
| | Architectural engineering..... | | | | 94 | 8 | 10 | 3 | | | |
| | Chemical engineering..... | | 65 | 7 | 102 | 10 | 15 | 3 | 7 | 0 | |
| | Civil engineering..... | | | | 189 | 0 | 42 | 0 | 1 | 0 | |
| | Electrical engineering..... | | | | 233 | 0 | 51 | 0 | 2 | 0 | |
| | Mechanical engineering..... | | | | 125 | 0 | 22 | 0 | 4 | 0 | |
| | Mining engineering..... | | | | 171 | 0 | 21 | 0 | | | |
| | Unclassified engineering..... | | | | 447 | 0 | | | | | |
| | Forestry..... | | | | 87 | 0 | | 4 | 0 | | |
| | Home economics..... | | | | 1 | 411 | 0 | 56 | | | |
| | Law..... | | 11 | 0 | 288 | 13 | 60 | 1 | | | |
| | Medicine..... | | 225 | 12 | 397 | 32 | 155 | 8 | | | |
| | Dentistry..... | | 98 | 4 | 400 | 4 | 98 | 1 | | | |
| | Pharmacy..... | | 9 | 1 | 111 | 23 | 31 | 5 | | | |
| | Summer school (1921)..... | | 189 | 32 | 1,596 | 1,135 | | | | | |
| | Short winter courses..... | | | | 388 | 19 | | | | | |
| | Extension courses..... | | 318 | 58 | 2,430 | 2,591 | | | | | |
| | Correspondence courses..... | | 52 | 8 | 358 | 310 | | | | | |
| | Military drill..... | | | | 2,108 | 0 | | | | | |
| Rochester..... | Rochester Junior College (arts and sciences)..... | 1916 | 3 | 6 | 36 | 24 | | | | | |
| MISSISSIPPI | | | | | | | | | | | |
| Agricultural College. | Mississippi Agricultural and Mechanical College. | 1880 | 105 | 5 | 1,592 | 2 | 150 | 0 | 2 | 0 | |
| | Noncollegiate..... | | 33 | 3 | 449 | 0 | | | | | |
| | Arts and sciences..... | | 97 | 1 | 102 | 1 | 12 | 0 | | | |
| | Graduate..... | | | | 19 | 0 | | | 2 | 0 | |
| | Special..... | | | | 35 | 1 | | | | | |
| | Agriculture..... | | 20 | 0 | 494 | 0 | 64 | 0 | | | |
| | Commerce..... | | 4 | 1 | 153 | 0 | 13 | 0 | | | |
| | Education..... | | 3 | 0 | 100 | 0 | 33 | 0 | | | |
| | Architectural engineering..... | | 2 | 0 | 5 | 0 | | | | | |
| | Civil engineering..... | | 2 | 0 | 30 | 0 | 10 | 0 | | | |
| | Electrical engineering..... | | 2 | 0 | 35 | 0 | 14 | 0 | | | |
| | Mechanical engineering..... | | 8 | 0 | 11 | 0 | 4 | 0 | | | |
| | Unclassified engineering..... | | | | 194 | 0 | | | | | |
| | Summer school (1921)..... | | 15 | 8 | 579 | 4 | | | | | |
| | Correspondence courses..... | | | | 13 | 5 | | | | | |
| | Military drill..... | | | | 582 | 0 | | | | | |
| Columbus..... | Mississippi State College for Women. | 1885 | 4 | 63 | 0 | 878 | 0 | 151 | | | |
| | Arts and sciences..... | | 4 | 44 | 0 | 631 | 0 | 102 | | | |
| | Special..... | | | | 0 | 14 | | | | | |
| | Education..... | | 0 | 5 | 0 | 117 | 0 | 34 | | | |
| | Home economics..... | | 0 | 6 | 0 | 186 | 0 | 10 | | | |
| | Music..... | | 0 | 8 | 0 | 136 | 0 | 5 | | | |
| University..... | University of Mississippi..... | 1848 | 64 | 1 | 558 | 120 | 123 | 22 | 1 | 0 | |
| | Arts and sciences..... | | 19 | 1 | 292 | 103 | 49 | 17 | | | |
| | Graduate..... | | | | 4 | 0 | | | 1 | 0 | |
| | Special..... | | | | 19 | 14 | | | | | |
| | Commerce..... | | 11 | 0 | 64 | 2 | | | | | |
| | Civil engineering..... | | 8 | 0 | 46 | 0 | 11 | 0 | | | |
| | Law..... | | 4 | 0 | 66 | 2 | 21 | 2 | | | |
| | Medicine..... | | 13 | 0 | 49 | 2 | 18 | 2 | | | |
| | Pharmacy..... | | 0 | 0 | 56 | 1 | 24 | 1 | | | |

* Engineering faculty.

TABLE 26.—Publicly controlled universities, colleges, and professional schools—Instructors, students, and graduates in 1921-22—Continued

| Location | Institution | Year of first opening | Professors and instructors | | Students | | First degrees | | Graduate degrees | | Honorary degrees |
|-------------|--|-----------------------|----------------------------|-------|----------|-------|---------------|-------|------------------|-------|------------------|
| | | | Men | Women | Men | Women | Men | Women | Men | Women | |
| 1 | 2 | 3 | 4 | 5 | 6 | 7 | 8 | 9 | 10 | 11 | 12 |
| MISSOURI | | | | | | | | | | | |
| Columbia | University of Missouri | 1847 | 236 | 42 | 3,810 | 1,634 | 385 | 260 | 70 | 12 | 2 |
| | Noncollegiate | | 39 | 10 | 738 | 85 | | | | | |
| | Arts and sciences | | 90 | 17 | 1,283 | 983 | 87 | 82 | | | |
| | Graduate | | | | 175 | 67 | | | 70 | 12 | |
| | Special | | | | 476 | 258 | | | | | |
| | Agriculture | | 61 | 7 | 452 | 35 | 59 | 6 | | | |
| | Commerce | | 15 | 0 | 137 | 5 | 41 | 3 | | | |
| | Education | | 22 | 6 | 69 | 388 | 11 | 137 | | | |
| | Agricultural engineering | | 2 | 0 | 11 | 0 | 1 | 0 | | | |
| | Chemical engineering | | 7 | 0 | 77 | 2 | 4 | 1 | | | |
| | Civil engineering | | 11 | 0 | 194 | 0 | 19 | 0 | | | |
| | Electrical engineering | | 9 | 0 | 201 | 0 | 17 | 0 | | | |
| | General engineering | | 3 | 0 | 3 | 0 | 1 | 0 | | | |
| | Mechanical engineering | | 7 | 0 | 100 | 0 | 13 | 0 | | | |
| | Metallurgical engineering | | 4 | 0 | 40 | 0 | 10 | 0 | | | |
| | Mining engineering | | 3 | 0 | 222 | 0 | 47 | 0 | | | |
| | Unclassified engineering | | | | 47 | 0 | | | | | |
| | Home economics | | 0 | 9 | 0 | 263 | | | | | |
| | Journalism | | 11 | 1 | 163 | 96 | 42 | 30 | | | |
| | Law | | 6 | 0 | 128 | 4 | 33 | 1 | | | |
| | Medicine | | 31 | 2 | 74 | 3 | | | | | |
| | Summer school (1921) | | 70 | 18 | 948 | 510 | | | | | |
| | Short winter courses | | | | 35 | 0 | | | | | |
| | Extension courses | | | | 8 | 107 | | | | | |
| | Correspondence courses | | 34 | 4 | 270 | 509 | | | | | |
| | Military drill | | | | 1,430 | 0 | | | | | |
| Kansas City | Junior College of Kansas City | 1915 | 22 | 10 | 457 | 449 | | | | | |
| | Arts and sciences | | 19 | 10 | 332 | 449 | | | | | |
| | General engineering | | 9 | 0 | 125 | 0 | | | | | |
| MONTANA | | | | | | | | | | | |
| Bozeman | Montana State College of Agriculture and Mechanic Arts | 1893 | 55 | 20 | 654 | 236 | 46 | 33 | 5 | 0 | |
| | Noncollegiate | | 5 | 1 | 172 | 1 | | | | | |
| | Applied science | | 12 | 7 | 28 | 30 | 1 | 5 | | | |
| | Graduate | | | | 45 | 4 | | | | | |
| | Agriculture | | 19 | 0 | 101 | 0 | 6 | 0 | | | |
| | Education | | 2 | 2 | 27 | 18 | 11 | 18 | | | |
| | Architectural engineering | | 3 | 0 | 11 | 4 | 2 | 0 | | | |
| | Chemical engineering | | 3 | 0 | 40 | 3 | 3 | 0 | | | |
| | Civil engineering | | 2 | 0 | 43 | 0 | 3 | 0 | 2 | 0 | |
| | Electrical engineering | | 2 | 0 | 115 | 0 | 13 | 0 | 2 | 0 | |
| | Mechanical engineering | | 5 | 0 | 51 | 0 | 6 | 0 | 1 | 0 | |
| | Home economics | | 0 | 6 | 0 | 88 | 0 | 2 | | | |
| | Art | | 0 | 3 | 0 | 45 | 0 | 5 | | | |
| | Secretarial work | | 2 | 1 | 27 | 43 | 1 | 3 | | | |
| | Summer school (1921) | | 16 | 6 | 76 | 60 | | | | | |
| | Short winter courses | | | | 4 | 17 | | | | | |
| | Correspondence courses | | | | 8 | 0 | | | | | |
| | Military drill | | | | 825 | 0 | | | | | |
| Butte | Montana State School of Mines (engineering) | 1900 | 13 | 0 | 138 | 25 | 22 | 0 | | | |
| Missoula | Montana State University | 1895 | 58 | 14 | 712 | 639 | 47 | 50 | 2 | 1 | |
| | Arts and sciences | | 37 | 8 | 324 | 394 | 15 | 35 | | | |
| | Graduate | | | | 23 | 15 | | | 2 | 1 | |
| | Special | | | | 16 | 69 | | | | | |
| | Commerce | | 2 | 1 | 87 | 17 | 4 | 8 | | | |
| | Education | | | | 6 | 3 | 2 | 1 | | | |
| | Fine arts | | 1 | 0 | 6 | 19 | | | | | |
| | Forestry | | 6 | 0 | 153 | 2 | 5 | 0 | | | |
| | Home economics | | 0 | 2 | 0 | 43 | 0 | 4 | | | |
| | Journalism | | 2 | 0 | 65 | 45 | 5 | 2 | | | |
| | Law | | 6 | 0 | 47 | 3 | 16 | 0 | | | |
| | Music | | 2 | 3 | 2 | 16 | | | | | |
| | Pharmacy | | 2 | 0 | 33 | 18 | | | | | |
| | Summer school (1921) | | 31 | 14 | 179 | 339 | | | | | |
| | Short courses | | | | 19 | 0 | | | | | |
| | Correspondence courses | | | | 83 | 193 | | | | | |
| | Military drill | | | | 284 | 0 | | | | | |

TABLE 26.—Publicly controlled universities, colleges, and professional schools—Instructors, students, and graduates in 1921-22—Continued

| Location | Institution | Year of first opening | Professors and instructors | | Students | | First degrees | | Graduate degrees | | Honorary degrees |
|------------------|---|-----------------------|----------------------------|-------|----------|-------|---------------|-------|------------------|-------|------------------|
| | | | Men | Women | Men | Women | Men | Women | Men | Women | |
| 1 | 2 | 3 | 4 | 5 | 6 | 7 | 8 | 9 | 10 | 11 | 12 |
| NEBRASKA | | | | | | | | | | | |
| Lincoln..... | University of Nebraska..... | 1871 | 316 | 77 | 4,177 | 3,455 | 329 | 228 | 31 | 16 | 2 |
| | Noncollegiate..... | | 73 | 31 | 585 | 453 | | | | | |
| | Arts and sciences..... | | 123 | 34 | 1,021 | 1,654 | 104 | 162 | | | |
| | Graduate..... | | | | 221 | 195 | | | 27 | 16 | |
| | Special..... | | | | 258 | 374 | | | | | |
| | Agricultural..... | | 57 | 18 | 261 | 1 | 33 | 1 | | | |
| | Commerce..... | | 35 | 2 | 756 | 84 | 41 | 2 | | | |
| | Education..... | | 11 | 12 | 58 | 583 | 1 | 11 | | | |
| | Agricultural engineering..... | | 6 | 0 | 18 | 0 | 3 | 0 | 1 | 0 | |
| | Architectural engineering..... | | 4 | 1 | 34 | 1 | 2 | 0 | | | |
| | Chemical engineering..... | | 2 | 0 | 27 | 0 | 4 | 0 | | | |
| | Civil engineering..... | | 4 | 0 | 179 | 0 | 24 | 0 | 2 | 0 | |
| | Electrical engineering..... | | 4 | 0 | 197 | 0 | 18 | 0 | | | |
| | Mechanical engineering..... | | 8 | 0 | 107 | 0 | 3 | 0 | | | |
| | Unclassified engineering..... | | | | 20 | 0 | | | | | |
| | Fine arts..... | | 1 | 0 | 18 | 132 | 2 | 9 | | | |
| | Home economics..... | | | | 0 | 245 | 0 | 29 | | | |
| | Journalism..... | | | | 20 | 10 | 3 | 2 | | | |
| | Law..... | | 7 | 0 | 231 | 4 | 46 | 1 | 1 | 0 | |
| | Medicine..... | | 70 | 0 | 259 | 16 | 17 | 0 | | | |
| | Dentistry..... | | 30 | 1 | 130 | 0 | 15 | 0 | | | |
| | Pharmacy..... | | 15 | 2 | 75 | 16 | 13 | 2 | | | |
| | Music..... | | 3 | 1 | 12 | 109 | 0 | 6 | | | |
| | Summer school (1921)..... | | 55 | 34 | 600 | 1,191 | | | | | |
| | Short winter courses..... | | | | 281 | 42 | | | | | |
| | Correspondence courses..... | | | | 317 | 587 | | | | | |
| | Military drill..... | | | | 1,240 | 0 | | | | | |
| NEVADA | | | | | | | | | | | |
| Reno..... | University of Nevada..... | 1886 | 46 | 18 | 461 | 265 | 27 | 21 | 1 | 1 | |
| | Arts and sciences..... | | 23 | 7 | 198 | 186 | 10 | 13 | | | |
| | Graduate..... | | | | 8 | 17 | | | 1 | 1 | |
| | Special..... | | | | 91 | 25 | | | | | |
| | Agriculture..... | | 5 | 0 | 36 | 0 | 5 | 0 | | | |
| | Education..... | | 8 | 6 | 4 | 26 | | | | | |
| | Civil engineering..... | | 2 | 0 | 28 | 1 | 1 | 0 | | | |
| | Electrical engineering..... | | 1 | 0 | 74 | 0 | 8 | 0 | | | |
| | Mechanical engineering..... | | 3 | 1 | 42 | 0 | | | | | |
| | Mining engineering..... | | 4 | 0 | 71 | 0 | 3 | 0 | | | |
| | Home economics..... | | 0 | 4 | 0 | 35 | 0 | 8 | | | |
| | Summer school (1921)..... | | 10 | 5 | 21 | 89 | | | | | |
| | Short winter courses..... | | | | 23 | 16 | | | | | |
| | Military drill..... | | | | 222 | 0 | | | | | |
| NEW HAMPSHIRE | | | | | | | | | | | |
| Durham..... | New Hampshire College of Agriculture and Mechanic Arts..... | 1868 | 66 | 8 | 760 | 214 | 81 | 41 | 1 | 0 | |
| | Arts and sciences..... | | 27 | 4 | 273 | 156 | 33 | 32 | | | |
| | Graduate..... | | | | 5 | 1 | | | | | |
| | Special..... | | | | 23 | 9 | | | | | |
| | Agriculture..... | | 19 | 1 | 171 | 0 | 17 | 0 | | | |
| | Architectural engineering..... | | 3 | 0 | 21 | 0 | 3 | 0 | | | |
| | Chemical engineering..... | | 5 | 0 | 51 | 1 | 11 | 1 | | | |
| | Electrical engineering..... | | 3 | 0 | 97 | 0 | 8 | 0 | 1 | 0 | |
| | Mechanical engineering..... | | 6 | 0 | 58 | 0 | 3 | 0 | | | |
| | Industrial engineering..... | | | | 47 | 0 | 5 | 0 | | | |
| | Forestry..... | | 3 | 0 | 37 | 0 | 1 | 0 | | | |
| | Home economics..... | | 0 | 3 | 0 | 56 | 0 | 8 | | | |
| | Military drill..... | | | | 363 | 0 | | | | | |
| NEW MEXICO | | | | | | | | | | | |
| Albuquerque..... | State University of New Mexico..... | 1891 | 20 | 9 | 228 | 190 | 15 | 18 | | | |
| | Arts and sciences..... | | 17 | 7 | 135 | 144 | 15 | 15 | | | |
| | Graduate..... | | | | 2 | 0 | | | | | |
| | Special..... | | | | 16 | 7 | | | | | |
| | Civil engineering..... | | 2 | 0 | 46 | 0 | | | | | |
| | Electrical engineering..... | | 1 | 0 | 36 | 0 | | | | | |
| | Home economics..... | | 0 | 2 | 0 | 39 | 0 | 3 | | | |
| | Summer school (1921)..... | | 16 | 4 | 41 | 161 | | | | | |
| | Extension courses..... | | | | 45 | 149 | | | | | |

TABLE 26.—Publicly controlled universities, colleges, and professional schools—Instructors, students, and graduates in 1921-22—Continued

| Location | Institution | Year of first opening | Professors and instructors | | Students | | First degrees | | Graduate degrees | | Honorary degrees |
|----------------------|--|-----------------------|----------------------------|-------|----------|-------|---------------|-------|------------------|-------|------------------|
| | | | Men | Women | Men | Women | Men | Women | Men | Women | |
| 1 | 2 | 3 | 4 | 5 | 6 | 7 | 8 | 9 | 10 | 11 | 12 |
| NEW MEXICO—continued | | | | | | | | | | | |
| Socorro..... | New Mexico State School of Mines. | 1895 | 10 | 0 | 89 | 3 | 3 | 0 | | | |
| | Noncollegiate..... | | 2 | 0 | 17 | 0 | | | | | |
| | General science..... | | 8 | 0 | 5 | 0 | 2 | 0 | | | |
| | Special..... | | | | 5 | 1 | | | | | |
| | Mining engineering..... | | | | 8 | 0 | | | | | |
| | Metallurgical engineering..... | | | | 2 | 0 | | | | | |
| | Geological engineering..... | | | | 12 | 0 | 1 | 0 | | | |
| | Unclassified engineering..... | | 8 | 0 | 40 | 2 | | | | | |
| | Summer school (1921)..... | | 3 | 0 | 34 | 0 | | | | | |
| State College..... | New Mexico College of Agriculture and Mechanic Arts. | 1890 | 29 | 5 | 337 | 56 | 11 | 1 | 1 | 0 | |
| | Preparatory..... | | 7 | 5 | 219 | 31 | | | | | |
| | Arts and sciences..... | | 9 | 2 | 9 | 5 | 1 | 1 | | | |
| | Graduate..... | | | | 1 | 2 | | | 1 | 0 | |
| | Special..... | | | | 10 | 2 | | | | | |
| | Agriculture..... | | 12 | 0 | 45 | 0 | 3 | 0 | | | |
| | Civil engineering..... | | 1 | 0 | 5 | 0 | 1 | 0 | | | |
| | Electrical engineering..... | | 2 | 0 | 15 | 0 | 4 | 0 | | | |
| | Mechanical engineering..... | | 1 | 0 | 11 | 0 | 2 | 0 | | | |
| | Unclassified engineering..... | | | | 32 | 0 | | | | | |
| | Home economics..... | | 0 | 2 | 0 | 17 | 0 | 3 | | | |
| | Military drill..... | | | | 150 | 0 | | | | | |
| NEW YORK | | | | | | | | | | | |
| New York..... | College of the City of New York | 1849 | 221 | 0 | 4,573 | 0 | 200 | 0 | | | |
| | Preparatory..... | | 54 | 0 | 1,718 | 0 | | | | | |
| | Arts and Sciences..... | | 144 | 0 | 2,512 | 0 | 273 | 0 | | | |
| | Special..... | | | | 120 | 0 | | | | | |
| | Commerce..... | | 11 | 0 | 59 | 0 | 8 | 0 | | | |
| | Education..... | | 4 | 0 | 107 | 0 | 1 | 0 | | | |
| | Chemical engineering..... | | 1 | 0 | 14 | 0 | | | | | |
| | Civil engineering..... | | 3 | 0 | 12 | 0 | 4 | 0 | | | |
| | Electrical engineering..... | | 1 | 0 | 15 | 0 | | | | | |
| | Mechanical engineering..... | | 3 | 0 | 20 | 0 | 4 | 0 | | | |
| | Summer school (1921)..... | | 71 | 1 | 1,611 | 200 | | | | | |
| | Extension courses..... | | 253 | 20 | 6,400 | 5,625 | | | | | |
| | Military drill..... | | | | 1,121 | 0 | | | | | |
| Do..... | Hunter College of the City of New York. | 1870 | 18 | 215 | 0 | 3,457 | 0 | 285 | | | |
| | Preparatory..... | | 0 | 61 | 0 | 1,966 | | | | | |
| | Arts and sciences..... | | 18 | 154 | 0 | 1,491 | 0 | 285 | | | |
| | Summer school (1921)..... | | 15 | 25 | 0 | 650 | | | | | |
| | Extension courses..... | | 12 | 95 | 401 | 3,682 | | | | | |
| Syracuse..... | New York State College of Forestry. | 1912 | 32 | 0 | 322 | 0 | 18 | 0 | 7 | 0 | |
| | Forestry..... | | 32 | 0 | 315 | 0 | 18 | 0 | | | |
| | Graduate..... | | | | 7 | 0 | | | 7 | 0 | |
| West Point..... | United States Military Academy. | 1802 | 167 | 0 | 1,154 | 0 | | | | | |
| NORTH CAROLINA | | | | | | | | | | | |
| Chapel Hill..... | University of North Carolina. | 1795 | 111 | 0 | 1,616 | 63 | 150 | 15 | 27 | 2 | 6 |
| | Arts and sciences..... | | 95 | 0 | 724 | 49 | 68 | 11 | | | |
| | Graduate..... | | | | 56 | 9 | | | 26 | 2 | |
| | Special..... | | | | 68 | 15 | | | | | |
| | Commerce..... | | | | 384 | 0 | 33 | 0 | | | |
| | Chemical engineering..... | | 5 | 0 | 38 | 1 | 10 | 2 | | | |
| | Civil engineering..... | | 9 | 0 | 51 | 0 | 8 | 0 | | | |
| | Electrical engineering..... | | 9 | 0 | 96 | 0 | 10 | 0 | | | |
| | Law..... | | 5 | 0 | 116 | 0 | 11 | 0 | | | |
| | Medicine..... | | 9 | 0 | 82 | 1 | | | | | |
| | Pharmacy..... | | 10 | 0 | 69 | 3 | 10 | 2 | 1 | 0 | |
| | Summer school (1921)..... | | 50 | 17 | 418 | 672 | | | | | |
| | Correspondence courses..... | | 15 | 0 | 25 | 36 | | | | | |

TABLE 26.—Publicly controlled universities, colleges, and professional schools—Instructors, students, and graduates in 1921-22—Continued

| Location | Institution | Year of first opening | Professors and instructors | | Students | | First degrees | | Graduate degrees | | Honorary degrees |
|---------------------------------|--|-----------------------|----------------------------|-------|----------|-------|---------------|-------|------------------|-------|------------------|
| | | | Men | Women | Men | Women | Men | Women | Men | Women | |
| 1 | 2 | 3 | 4 | 5 | 6 | 7 | 8 | 9 | 10 | 11 | 12 |
| NORTH CAROLINA—continued | | | | | | | | | | | |
| Greensboro..... | North Carolina College for Women. | 1892 | 21 | 58 | 0 | 982 | 0 | 95 | 0 | 1 | |
| | Arts and sciences..... | | 15 | 34 | 0 | 668 | 0 | 66 | | | |
| | Graduate..... | | | | 0 | 1 | | | 0 | 1 | |
| | Special..... | | | | 0 | 56 | | | | | |
| | Education..... | | 4 | 9 | 0 | 30 | | | | | |
| | Home economics..... | | 0 | 7 | 0 | 122 | 0 | 18 | | | |
| | Music..... | | 2 | 10 | 0 | 105 | 0 | 11 | | | |
| | Summer school (1921)..... | | 15 | 26 | 0 | 740 | | | | | |
| | Correspondence courses..... | | | | 5 | 161 | | | | | |
| Raleigh..... | North Carolina State College of Agriculture and Engineering. | 1889 | 102 | 0 | 1,168 | 1 | 137 | 0 | 14 | 0 | |
| | Noncollegiate..... | | 18 | 0 | 366 | 0 | | | | | |
| | Graduate..... | | | | 47 | 0 | | | | | |
| | Special..... | | | | 8 | 0 | | | | | |
| | Agriculture..... | | 22 | 0 | 185 | 0 | 36 | 0 | 7 | 0 | |
| | Business administration..... | | 21 | 0 | 27 | 0 | | | | | |
| | Chemical engineering..... | | 7 | 0 | 23 | 0 | 5 | 0 | | | |
| | Civil engineering..... | | 3 | 0 | 123 | 0 | 30 | 0 | 5 | 0 | |
| | Electrical engineering..... | | 4 | 0 | 142 | 1 | 20 | 0 | | | |
| | Mechanical engineering..... | | 11 | 0 | 92 | 0 | 22 | 0 | | | |
| | Textile engineering..... | | 16 | 0 | 155 | 0 | 24 | 0 | 2 | 0 | |
| | Summer school (1921)..... | | | | 317 | 562 | | | | | |
| | Short winter courses..... | | | | 31 | 0 | | | | | |
| | Military drill..... | | | | 644 | 0 | | | | | |
| NORTH DAKOTA | | | | | | | | | | | |
| Agricultural College. | North Dakota Agricultural College. | 1890 | 64 | 14 | 599 | 273 | 14 | 15 | 3 | 0 | |
| | Noncollegiate..... | | 35 | 3 | 275 | 117 | | | | | |
| | Arts and sciences..... | | 17 | 8 | 81 | 71 | 4 | 7 | | | |
| | Graduate..... | | | | 10 | 0 | | | 1 | 0 | |
| | Special..... | | | | 21 | 15 | | | | | |
| | Agriculture..... | | 28 | 3 | 90 | 0 | 5 | 0 | 2 | 0 | |
| | Architecture..... | | | | 13 | 0 | 1 | 0 | | | |
| | Education..... | | | | 13 | 25 | | | | | |
| | Architural engineering..... | | 19 | 3 | 4 | 0 | 1 | 0 | | | |
| | Chemical engineering..... | | | | 6 | 0 | | | | | |
| | Civil engineering..... | | | | 32 | 0 | 2 | 0 | | | |
| | Mechanical engineering..... | | | | 30 | 0 | 1 | 0 | | | |
| | Home economics..... | | 16 | 10 | 0 | 55 | 0 | 8 | | | |
| | Pharmacy..... | | 17 | 3 | 38 | 5 | | | | | |
| | Veterinary medicine..... | | 4 | 0 | 7 | 0 | | | | | |
| | Summer school (1921)..... | | 24 | 8 | 127 | 180 | | | | | |
| | Short winter courses..... | | | | 77 | 7 | | | | | |
| | Military drill..... | | | | 252 | 0 | | | | | |
| University..... | University of North Dakota. | 1884 | 81 | 23 | 725 | 621 | 74 | 59 | 4 | 3 | 1 |
| | Preparatory..... | | 2 | 2 | 42 | 54 | | | | | |
| | Arts and sciences..... | | 45 | 11 | 191 | 183 | 36 | 29 | | | |
| | Graduate..... | | | | 15 | 8 | | | 4 | 3 | |
| | Commerce..... | | | | 163 | 13 | 8 | 4 | | | |
| | Education..... | | 12 | 10 | 54 | 362 | 6 | 26 | | | |
| | Civil engineering..... | | 2 | 0 | 12 | 0 | 1 | 0 | | | |
| | Electrical engineering..... | | 2 | 0 | 34 | 0 | 6 | 0 | | | |
| | Mechanical engineering..... | | 2 | 0 | 10 | 0 | 2 | 0 | | | |
| | Mining engineering..... | | 2 | 2 | 16 | 0 | 8 | 0 | | | |
| | Unclassified..... | | 5 | 0 | 119 | 0 | | | | | |
| | Law..... | | 4 | 0 | 28 | 2 | 6 | 0 | | | |
| | Medicine..... | | 17 | 0 | 41 | 1 | | | | | |
| | Summer school (1921)..... | | 21 | 7 | 108 | 275 | | | | | |
| | Correspondence courses..... | | 29 | 4 | 140 | 217 | | | | | |
| | Military drill..... | | | | 319 | 0 | | | | | |
| Wahpeton..... | North Dakota State School of Science. ¹ | | 8 | 7 | 81 | 44 | | | | | |
| | Preparatory..... | | | | 67 | 38 | | | | | |
| | Applied science..... | | 8 | 7 | 14 | 6 | | | | | |

¹ Junior college.

² Engineering faculty.

TABLE 26.—Publicly controlled universities, colleges, and professional schools—Instructors, students, and graduates in 1921-22—Continued

| Location | Institution | Year of first opening | Professors and instructors | | Students | | First degrees | | Graduate degrees | | Honorary degrees |
|-----------------|--------------------------------|-----------------------|----------------------------|-------|----------|-------|---------------|-------|------------------|-------|------------------|
| | | | Men | Women | Men | Women | Men | Women | Men | Women | |
| 1 | 2 | 3 | 4 | 5 | 6 | 7 | 8 | 9 | 10 | 11 | 12 |
| OHIO | | | | | | | | | | | |
| Akron..... | Municipal University of Akron. | 1872 | 30 | 8 | 464 | 324 | 29 | 19 | | | |
| | Arts and sciences..... | | 23 | 6 | 255 | 198 | 24 | 13 | | | |
| | Graduates..... | | | | 6 | 4 | | | | | |
| | Special..... | | | | 37 | 27 | | | | | |
| | Commerce..... | | 2 | 0 | 56 | 24 | 0 | 1 | | | |
| | Education..... | | | | 2 | 70 | 0 | 5 | | | |
| | Civil engineering..... | | 2 | 0 | 46 | 0 | 1 | 0 | | | |
| | Electrical engineering..... | | 1 | 0 | 20 | 0 | 1 | 0 | | | |
| | Mechanical engineering..... | | 2 | 0 | 50 | 0 | 1 | 0 | | | |
| | Industrial engineering..... | | | | 20 | 0 | 2 | 0 | | | |
| | Unclassified engineering..... | | | | 15 | 0 | | | | | |
| | Home economics..... | | 0 | 2 | 0 | 32 | | | | | |
| | Military drill..... | | | | 250 | 0 | | | | | |
| Athens..... | Ohio University..... | 1808 | 55 | 37 | 652 | 1,043 | 79 | 77 | | | 1 |
| | High school..... | | 1 | 4 | 85 | 127 | | | | | |
| | Arts and sciences..... | | 29 | 14 | 285 | 258 | 57 | 43 | | | |
| | Special..... | | | | 32 | 62 | | | | | |
| | Commerce..... | | 3 | 2 | 136 | 42 | 14 | 1 | | | |
| | Education..... | | 21 | 12 | 88 | 487 | 8 | 28 | | | |
| | Civil engineering..... | | 2 | 0 | 24 | 0 | | | | | |
| | Electrical engineering..... | | 1 | 0 | 32 | 0 | | | | | |
| | Home economics..... | | 0 | 3 | 0 | 72 | 0 | 5 | | | |
| | Music..... | | 3 | 6 | 2 | 57 | | | | | |
| | Summer school (1921)..... | | | | 623 | 1,498 | | | | | |
| Cincinnati..... | University of Cincinnati..... | 1874 | 334 | 49 | 2,348 | 1,734 | 201 | 117 | 14 | 7 | 5 |
| | Arts and sciences..... | | 99 | 15 | 677 | 1,236 | 59 | 82 | | | |
| | Graduate..... | | | | 69 | 88 | | | 14 | 7 | |
| | Special..... | | | | 67 | 87 | | | | | |
| | Commerce..... | | 81 | 0 | 407 | 107 | 3 | 0 | | | |
| | Education..... | | 20 | 13 | 20 | 352 | 1 | 30 | | | |
| | Chemical engineering..... | | | | 149 | 4 | 10 | 0 | | | |
| | Civil engineering..... | | | | 189 | 0 | 23 | 0 | | | |
| | Electrical engineering..... | | | | 224 | 0 | 17 | 0 | | | |
| | Mechanical engineering..... | | | | 207 | 0 | 17 | 0 | | | |
| | Commercial engineering..... | | | | 175 | 4 | | | | | |
| | Metallurgical engineering..... | | | | 22 | 0 | 3 | 0 | | | |
| | Law..... | | 13 | 0 | 78 | 7 | 27 | 1 | | | |
| | Medicine..... | | 179 | 7 | 208 | 23 | 41 | 4 | | | |
| | Summer school (1921)..... | | | | 670 | 277 | | | | | |
| | Extension courses..... | | | | 9 | 62 | | | | | |
| | Military drill..... | | | | 498 | 0 | | | | | |
| Columbus..... | Ohio State University..... | 1872 | 555 | 70 | 5,942 | 2,113 | 739 | 303 | 107 | 31 | |
| | Noncollegiate..... | | | | 118 | 0 | | | | | |
| | Arts and sciences..... | | 425 | 64 | 1,937 | 1,035 | 144 | 129 | | | |
| | Graduate..... | | | | 273 | 109 | | | 105 | 31 | |
| | Special..... | | | | 188 | 71 | | | | | |
| | Agriculture..... | | | | 706 | 17 | 121 | 0 | | | |
| | Architecture..... | | | | 35 | 9 | 3 | 0 | | | |
| | Commerce..... | | | | 468 | 62 | 105 | 19 | | | |
| | Education..... | | | | 99 | 846 | 25 | 94 | | | |
| | Architectural engineering..... | | | | 73 | 4 | 10 | 0 | | | |
| | Chemical engineering..... | | | | 185 | 2 | 24 | 0 | | | |
| | Civil engineering..... | | | | 231 | 0 | 27 | 0 | 1 | 0 | |
| | Electrical engineering..... | | | | 374 | 0 | 26 | 0 | | | |
| | General engineering..... | | | | 54 | 0 | 18 | 0 | | | |
| | Mechanical engineering..... | | | | 346 | 0 | 38 | 0 | | | |
| | Mining engineering..... | | | | 63 | 0 | 7 | 0 | 1 | 0 | |
| | Metallurgical engineering..... | | | | 39 | 0 | 4 | 0 | | | |
| | Ceramic engineering..... | | | | 46 | 0 | 10 | 0 | | | |
| | Unclassified engineering..... | | | | 61 | 2 | | | | | |
| | Home economics..... | | | | 0 | 287 | 0 | 53 | | | |
| | Applied optics..... | | 2 | 0 | 37 | 3 | 5 | 0 | | | |
| | Law..... | | 5 | 0 | 222 | 6 | 47 | 0 | | | |
| | Medicine..... | | 95 | 6 | 265 | 14 | 41 | 3 | | | |

¹ Commerce and engineering faculty.

TABLE 26.—Publicly controlled universities, colleges, and professional schools—Instructors, students, and graduates in 1921-22—Continued

| Location | Institution | Year of first opening | Professors and instructors | | Students | | First degrees | | Graduate degrees | | Honorary degrees |
|------------|--|-----------------------|----------------------------|-------|----------|-------|---------------|-------|------------------|-------|------------------|
| | | | Men | Women | Men | Women | Men | Women | Men | Women | |
| 1 | 2 | 3 | 4 | 5 | 6 | 7 | 8 | 9 | 10 | 11 | 12 |
| OHIO—contd | | | | | | | | | | | |
| Columbus | Ohio State University—Con. | | | | | | | | | | |
| | Dentistry | | 15 | 0 | 178 | 3 | 17 | 0 | | | |
| | Pharmacy | | 3 | 0 | 189 | 20 | 33 | 5 | | | |
| | Veterinary medicine | | 10 | 0 | 86 | 0 | 34 | 0 | | | |
| | Summer school (1921) | | | | 1,052 | 510 | | | | | |
| | Short winter course | | | | 118 | 3 | | | | | |
| | Military drill | | | | 2,225 | 0 | | | | | |
| Oxford | Miami University | 1824 | 58 | 21 | 584 | 775 | 58 | 56 | | | 4 |
| | High school | | 2 | 2 | 56 | 58 | | | | | |
| | Arts and sciences | | 38 | 3 | 446 | 173 | 56 | 27 | | | |
| | Special | | | | 22 | 20 | | | | | |
| | Education | | 16 | 23 | 82 | 544 | 2 | 29 | | | |
| | Summer school (1921) | | 33 | 19 | 173 | 681 | | | | | |
| | Extension courses | | | | 133 | 443 | | | | | |
| Toledo | Toledo University | 1872 | 45 | 4 | 790 | 806 | 12 | 12 | 5 | 7 | 1 |
| | Arts and sciences | | 26 | 2 | 394 | 541 | 7 | 8 | | | |
| | Graduate | | | | 34 | 47 | | | 5 | 7 | |
| | Special | | | | 66 | 83 | | | | | |
| | Commerce | | | | 179 | 49 | | | | | |
| | Education | | 4 | 2 | 20 | 172 | 0 | 4 | | | |
| | Unclassified engineering | | 4 | 0 | 93 | 0 | | | | | |
| | Law | | 7 | 0 | 58 | 4 | 5 | 0 | | | |
| | Pharmacy | | 4 | 0 | 21 | 2 | | | | | |
| | Summer school (1921) | | 10 | 2 | 103 | 159 | | | | | |
| OKLAHOMA | | | | | | | | | | | |
| Chickasha | Oklahoma College for Women. 1909 | | 6 | 36 | 0 | 520 | 0 | 17 | | | |
| | Preparatory | | 0 | 10 | 0 | 198 | | | | | |
| | Arts and sciences | | 6 | 17 | 0 | 213 | 0 | 13 | | | |
| | Commerce | | 0 | 2 | 0 | 7 | | | | | |
| | Home economics | | 0 | 4 | 0 | 53 | | | | | |
| | Music | | 0 | 9 | 0 | 49 | 0 | 4 | | | |
| Miami | Miami School of Mines ¹ | 1920 | 6 | 3 | 91 | 44 | | | | | |
| | Preparatory | | | | 50 | 26 | | | | | |
| | Arts and sciences | | 6 | 3 | 27 | 18 | | | | | |
| | General engineering | | | | 16 | 1 | | | | | |
| Norman | University of Oklahoma | 1892 | 244 | 76 | 2,148 | 1,305 | 314 | 170 | 25 | 12 | |
| | High School | | 3 | 1 | 61 | 67 | | | | | |
| | Arts and sciences | | 72 | 23 | 1,311 | 894 | 160 | 138 | | | |
| | Graduate | | | | 26 | 27 | | | 23 | 12 | |
| | Special | | | | 188 | 196 | | | | | |
| | Commerce | | | | 207 | 24 | 22 | 3 | | | |
| | Education | | 9 | 2 | 14 | 97 | 7 | 6 | | | |
| | Chemical engineering | | 1 | 0 | 20 | 0 | 1 | 0 | | | |
| | Civil engineering | | 2 | 0 | 52 | 0 | 6 | 0 | 1 | 0 | |
| | Electrical engineering | | 3 | 0 | 59 | 0 | 14 | 0 | 1 | 0 | |
| | Mechanical engineering | | 3 | 0 | 22 | 0 | 6 | 0 | | | |
| | Mining engineering | | | | 25 | 0 | 5 | 0 | | | |
| | Unclassified engineering | | 40 | 0 | 346 | 3 | | | | | |
| | Fine arts | | 24 | 12 | 12 | 174 | 1 | 8 | | | |
| | Home economics | | 0 | 5 | 0 | 65 | 0 | 8 | | | |
| | Journalism | | | | 17 | 18 | | | | | |
| | Law | | 6 | 0 | 191 | 4 | 49 | 0 | | | |
| | Medicine | | 68 | 3 | 114 | 3 | 15 | 0 | | | |
| | Pharmacy | | 14 | 3 | 160 | 18 | 32 | 2 | | | |
| | Music | | 12 | 8 | 42 | 368 | 0 | 7 | | | |
| | Summer school (1921) | | 36 | 4 | 502 | 1,234 | | | | | |
| | Extension courses | | | | 61 | 362 | | | | | |
| | Correspondence courses | | | | 312 | 742 | | | | | |
| | Military drill | | | | 874 | 0 | | | | | |
| Stillwater | Oklahoma Agricultural and Mechanical College | 1891 | 79 | 27 | 1,158 | 524 | 76 | 40 | 2 | 0 | |
| | Noncollegiate | | 9 | 5 | 466 | 125 | | | | | |
| | Arts and sciences | | 19 | 8 | 29 | 43 | 4 | 2 | | | |
| | Graduate | | | | 7 | 5 | | | 2 | 0 | |
| | Special | | | | 22 | 22 | | | | | |
| | Agriculture | | 17 | 0 | 169 | 3 | 26 | 1 | | | |
| | Commerce | | 5 | 0 | 259 | 26 | 17 | 3 | | | |

¹ Junior college.

TABLE 26.—Publicly controlled universities, colleges, and professional schools—Instructors, students, and graduates in 1921-22—Continued

| Location | Institution | Year of first opening | Professors and instructors | | Students | | First degrees | | Graduate degrees | | Honorary degrees |
|--------------------|---|-----------------------|----------------------------|-------|----------|-------|---------------|-------|------------------|-------|------------------|
| | | | Men | Women | Men | Women | Men | Women | Men | Women | |
| 1 | 2 | 3 | 4 | 5 | 6 | 7 | 8 | 9 | 10 | 11 | 12 |
| OKLAHOMA—continued | | | | | | | | | | | |
| Stillwater | Oklahoma Agricultural and Mechanical College—Con. | | | | | | | | | | |
| | Education | | 3 | 0 | 20 | 85 | 10 | 2 | | | |
| | Engineering | | 25 | 0 | 245 | 0 | 19 | 0 | | | |
| | Home economics | | 0 | 8 | 0 | 200 | 0 | 31 | | | |
| | Music | | 4 | 6 | 0 | 15 | 0 | 1 | | | |
| | Veterinary medicine | | | | 1 | 0 | | | | | |
| | Summer school (1921) | | 7 | 8 | 387 | 452 | | | | | |
| | Short winter courses | | | | 99 | 0 | | | | | |
| | Correspondence courses | | 40 | 11 | 87 | 122 | | | | | |
| | Military drill | | | | 462 | 0 | | | | | |
| Wilburton | Oklahoma School of Mines | 1909 | 8 | 0 | 217 | 0 | | | | | |
| | Trade courses | | 6 | 0 | 207 | 0 | | | | | |
| | Architecture | | 1 | 0 | 4 | 0 | | | | | |
| | Mining | | 4 | 0 | 10 | 0 | | | | | |
| | Highway engineering | | 1 | 0 | 3 | 0 | | | | | |
| | Correspondence courses | | 4 | 0 | 177 | 0 | | | | | |
| OREGON | | | | | | | | | | | |
| Corvallis | Oregon State Agricultural College | 1870 | 173 | 57 | 2,718 | 1,196 | 254 | 133 | 2 | 0 | |
| | Noncollegiate | | 5 | 0 | 332 | 28 | | | | | |
| | Graduate | | | | 28 | 4 | | | 2 | 0 | |
| | Special | | | | 272 | 206 | | | | | |
| | Agriculture | | 32 | 0 | 612 | 18 | 96 | 3 | | | |
| | Commerce | | 14 | 7 | 501 | 375 | 42 | 32 | | | |
| | Education | | 7 | 5 | 19 | 73 | 5 | 9 | | | |
| | Chemical engineering | | 1 | 0 | 79 | 2 | 14 | 0 | | | |
| | Civil engineering | | 10 | 0 | 163 | 0 | 25 | 0 | | | |
| | Electrical engineering | | 6 | 0 | 276 | 0 | 16 | 0 | | | |
| | Mechanical engineering | | 10 | 0 | 249 | 0 | 25 | 0 | | | |
| | Mining engineering | | 3 | 0 | 83 | 0 | 12 | 0 | | | |
| | Highway engineering | | 1 | 0 | 64 | 0 | 4 | 0 | | | |
| | Forestry | | 4 | 0 | 120 | 0 | 11 | 0 | | | |
| | Home economics | | 0 | 23 | 0 | 551 | 0 | 86 | | | |
| | Music | | 4 | 4 | 37 | 44 | | | | | |
| | Pharmacy | | 3 | 0 | 173 | 29 | 4 | 3 | | | |
| | Summer school (1921) | | 47 | 31 | 476 | 550 | | | | | |
| | Short winter courses | | | | 39 | 49 | | | | | |
| | Military drill | | | | 1,245 | 0 | | | | | |
| Eugene | University of Oregon | 1876 | 98 | 40 | 1,395 | 1,131 | 117 | 123 | 13 | 2 | |
| | High school | | 5 | 4 | 52 | 78 | | | | | |
| | Arts and sciences | | 62 | 30 | 441 | 588 | 62 | 110 | | | |
| | Graduate | | | | 46 | 38 | | | 13 | 2 | |
| | Special | | | | 108 | 65 | | | | | |
| | Architecture | | 5 | 0 | 36 | 2 | 5 | 0 | | | |
| | Commerce | | 9 | 1 | 361 | 64 | 24 | 0 | | | |
| | Education | | 5 | 4 | 32 | 101 | 4 | 2 | | | |
| | Fine arts | | 2 | 0 | 8 | 35 | | | | | |
| | Journalism | | 5 | 0 | 79 | 63 | 8 | 7 | | | |
| | Law | | 5 | 0 | 105 | 7 | 7 | 0 | | | |
| | Medicine | | 8 | 6 | 138 | 16 | 7 | 3 | | | |
| | Music | | 6 | 3 | 7 | 77 | 0 | 1 | | | |
| | Summer school (1921) | | 37 | 14 | 154 | 192 | | | | | |
| | Extension courses | | 34 | 10 | 623 | 1,263 | | | | | |
| | Correspondence courses | | 5 | 14 | 359 | 550 | | | | | |
| | Military drill | | | | 636 | 0 | | | | | |
| PENNSYLVANIA | | | | | | | | | | | |
| State College | Pennsylvania State College | 1855 | 262 | 25 | 3,080 | 323 | 535 | 69 | 28 | 2 | |
| | Noncollegiate | | | | 220 | 2 | | | | | |
| | Arts and sciences | | 123 | 15 | 582 | 127 | 54 | 30 | | | |
| | Graduate | | | | 119 | 13 | | | 20 | 2 | |
| | Special | | | | 41 | 9 | | | | | |
| | Agriculture | | 59 | 0 | 477 | 2 | 132 | 5 | | | |

* Includes 57 men not listed by subject.

* Includes 22 women not listed by subject.

TABLE 26.—Publicly controlled universities, colleges, and professional schools—Instructors, students, and graduates in 1921-22—Continued

| Location | Institution | Year of first opening | Professors and Instructors | | Students | | First degrees | | Graduate degrees | | Honorary degrees |
|------------------------|---|-----------------------|----------------------------|-------|----------|-------|---------------|-------|------------------|-------|------------------|
| | | | Men | Women | Men | Women | Men | Women | Men | Women | |
| 1 | 2 | 3 | 4 | 5 | 6 | 7 | 8 | 9 | 10 | 11 | 12 |
| PENNSYLVANIA—continued | | | | | | | | | | | |
| State College | Pennsylvania State College—Continued. | | | | | | | | | | |
| | Commerce | | 9 | 0 | 338 | 10 | 65 | 1 | | | |
| | Education | | 13 | 0 | 90 | 36 | 12 | 10 | | | |
| | Architectural engineering | | 8 | 2 | 59 | 1 | 7 | 0 | | | |
| | Chemical engineering | | 1 | 0 | 142 | 0 | 29 | 0 | | | |
| | Civil engineering | | 14 | 0 | 198 | 0 | 43 | 0 | 1 | 0 | |
| | Electrical engineering | | 13 | 0 | 431 | 0 | 70 | 0 | 1 | 0 | |
| | Mechanical engineering | | 18 | 0 | 253 | 0 | 39 | 0 | 4 | 0 | |
| | Mining engineering | | 12 | 0 | 158 | 0 | 26 | 0 | 2 | 0 | |
| | Sanitary engineering | | 2 | 0 | 8 | 0 | 6 | 0 | | | |
| | Milling engineering | | 1 | 0 | 2 | 0 | 1 | 0 | | | |
| | Industrial engineering | | 11 | 0 | 163 | 0 | 40 | 0 | | | |
| | Landscape architecture | | 1 | 0 | 14 | 0 | | | | | |
| | Forestry | | 5 | 0 | 91 | 0 | 11 | 0 | | | |
| | Home economics | | 0 | 12 | 0 | 151 | 0 | 23 | | | |
| | Summer school (1921) | | 86 | 38 | 597 | 1,413 | | | | | |
| | Short winter courses | | | | 119 | 5 | | | | | |
| | Extension courses | | | | 125 | 2,942 | | | | | |
| | Correspondence courses | | 2 | 0 | 6,466 | 1,293 | | | | | |
| | Military drill | | | | 1,161 | 0 | | | | | |
| PORTO RICO | | | | | | | | | | | |
| Sań Juan | University of Porto Rico | 1903 | 57 | 36 | 584 | 541 | 26 | 4 | | | 1 |
| | Preparatory | | 26 | 35 | 333 | 381 | | | | | |
| | Arts and sciences | | 31 | 8 | 43 | 23 | 3 | 1 | | | |
| | Agriculture | | 13 | 4 | 35 | 2 | 2 | 1 | | | |
| | Architecture | | 5 | 2 | 12 | 0 | | | | | |
| | Education | | 12 | 19 | 8 | 111 | 0 | 2 | | | |
| | Civil engineering | | 11 | 3 | 21 | 0 | 2 | 0 | | | |
| | Electrical engineering | | | | 3 | 0 | | | | | |
| | Mechanical engineering | | | | 9 | 0 | | | | | |
| | Sugar engineering | | | | 26 | 0 | 7 | 0 | | | |
| | Law | | 14 | 1 | 60 | 2 | 12 | 0 | | | |
| | Music | | 11 | 2 | 34 | 22 | | | | | |
| | Military drill | | | | 408 | 0 | | | | | |
| RHODE ISLAND | | | | | | | | | | | |
| Kingston | Rhode Island State College | 1890 | 31 | 10 | 326 | 75 | 43 | 16 | 1 | 0 | 2 |
| | Noncollegiate | | 9 | 0 | 17 | 0 | | | | | |
| | Applied science | | 8 | 7 | 63 | 7 | 11 | 0 | | | |
| | Graduate | | | | 3 | 1 | | | | | |
| | Special | | | | 10 | 5 | | | | | |
| | Agriculture | | 7 | 0 | 49 | 0 | 7 | 0 | | | |
| | Education | | | | 0 | 2 | 0 | 2 | | | |
| | Chemical engineering | | 3 | 0 | 19 | 0 | 5 | 0 | | | |
| | Electrical engineering | | 2 | 0 | 50 | 0 | 9 | 0 | 1 | 0 | |
| | Civil engineering | | 2 | 0 | 19 | 0 | 5 | 0 | | | |
| | Mechanical engineering | | 4 | 0 | 36 | 0 | 6 | 0 | | | |
| | Unclassified engineering | | | | 70 | 0 | | | | | |
| | Home economics | | 0 | 3 | 0 | 65 | 0 | 14 | | | |
| | Military drill | | | | 223 | 0 | | | | | |
| SOUTH CAROLINA | | | | | | | | | | | |
| Charleston | College of Charleston | 1790 | 10 | 0 | 84 | 39 | 7 | 1 | | | 1 |
| | Arts and sciences | | 10 | 0 | 78 | 31 | 7 | 1 | | | |
| | Graduate | | | | 1 | 0 | | | | | |
| | Special | | | | 5 | 8 | | | | | |
| Do | Medical College of the State of South Carolina | 1823 | 54 | 0 | 188 | 6 | 27 | 2 | | | |
| | Medicine | | 50 | 0 | 104 | 5 | 12 | 1 | | | |
| | Pharmacy | | 12 | 0 | 84 | 1 | 15 | 1 | | | |
| Do | The Citadel, the Military College of South Carolina (arts and sciences) | 1842 | 19 | 0 | 297 | 0 | 54 | 0 | | | |

¹ Engineering faculty.

TABLE 26.—Publicly controlled universities, colleges, and professional schools—Instructors, students, and graduates in 1921-22—Continued

| Location | Institution | Year of first opening | Professors and instructors | | Students | | First degrees | | Graduate degrees | | Honorary degrees |
|-----------------------|---|-----------------------|----------------------------|-------|----------|-------|---------------|-------|------------------|-------|------------------|
| | | | Men | Women | Men | Women | Men | Women | Men | Women | |
| 1 | 2 | 3 | 4 | 5 | 6 | 7 | 8 | 9 | 10 | 11 | 12 |
| SOUTH CAROLINA—contd. | | | | | | | | | | | |
| Clemson College | Clemson Agricultural College | 1893 | 77 | 2 | 1,007 | 0 | 126 | 0 | | | |
| | Noncollegiate | | 7 | 0 | 156 | 0 | | | | | |
| | General science | | 11 | 0 | 28 | 0 | 8 | 0 | | | |
| | Agriculture | | 21 | 2 | 320 | 0 | 43 | 0 | | | |
| | Architecture | | 3 | 0 | 18 | 0 | 3 | 0 | | | |
| | Education | | 2 | 0 | 5 | 0 | 5 | 0 | | | |
| | Chemical engineering | | | | 9 | 0 | | | | | |
| | Civil engineering | | 38 | 0 | 66 | 0 | 19 | 0 | | | |
| | Electrical engineering | | | | 26 | 0 | 18 | 0 | | | |
| | Mechanical engineering | | | | 18 | 0 | 16 | 0 | | | |
| | Textile engineering | | | | 67 | 0 | 14 | 0 | | | |
| | Unclassified engineering | | | | 294 | 0 | | | | | |
| | Summer school (1921) | | 12 | 0 | 296 | 5 | | | | | |
| | Military drill | | | | 866 | 0 | | | | | |
| Columbia | University of South Carolina | 1805 | 40 | 0 | 512 | 109 | 98 | 7 | 12 | 8 | 3 |
| | Arts and sciences | | 34 | 0 | 344 | 106 | 31 | 0 | | | |
| | Graduate | | | | 24 | 17 | | | 10 | 5 | |
| | Special | | | | 51 | 29 | | | | | |
| | Commerce | | 3 | 0 | 52 | 1 | 2 | 0 | | | |
| | Education | | 3 | 0 | 75 | 20 | 14 | 5 | 2 | 3 | |
| | Civil engineering | | 2 | 0 | 48 | 0 | 10 | 0 | | | |
| | Law | | 5 | 0 | 120 | 3 | 41 | 2 | | | |
| | Summer school (1921) | | 13 | 0 | 59 | 54 | | | | | |
| Rock Hill | Winthrop College | 1886 | 13 | 61 | 0 | 1,213 | 0 | 161 | 0 | 3 | |
| | Arts and sciences | | 8 | 38 | 0 | 53 | 0 | 9 | | | |
| | Graduate | | | | 0 | 3 | | | 0 | 3 | |
| | Special | | | | 0 | 267 | | | | | |
| | Education | | 4 | 3 | 0 | 923 | 0 | 127 | | | |
| | Home economics | | 0 | 6 | 0 | 399 | 0 | 14 | | | |
| | Music | | 1 | 14 | 0 | 95 | 0 | 11 | | | |
| | Summer school (1921) | | 17 | 21 | 35 | 1,094 | | | | | |
| SOUTH DAKOTA | | | | | | | | | | | |
| Brookings | South Dakota State College of Agriculture and Mechanic Arts | 1884 | 64 | 20 | 759 | 285 | 23 | 16 | 2 | | |
| | Preparatory | | 7 | 4 | 357 | 45 | | | | | |
| | Arts and sciences | | 19 | 8 | 59 | 59 | 3 | 7 | | | |
| | Graduate | | | | 23 | 3 | | | 2 | 0 | |
| | Special | | | | 73 | 19 | | | | | |
| | Agriculture | | 20 | 0 | 102 | 0 | 5 | 0 | | | |
| | Commerce | | 1 | 1 | 40 | 23 | 1 | 0 | | | |
| | Education | | 3 | 1 | 17 | 29 | | | | | |
| | Civil engineering | | 2 | 0 | 54 | 0 | 7 | 0 | | | |
| | Electrical engineering | | 2 | 0 | 44 | 0 | 6 | 0 | | | |
| | Mechanical engineering | | 4 | 0 | 9 | 0 | | | | | |
| | Fine arts | | | | 0 | 11 | | | | | |
| | Home economics | | 0 | 4 | 0 | 72 | 0 | 9 | | | |
| | Music | | 3 | 2 | 4 | 27 | | | | | |
| | Pharmacy | | 3 | 0 | 50 | 16 | 1 | 0 | | | |
| | Summer school (1921) | | 20 | 9 | 154 | 136 | | | | | |
| | Short winter courses | | | | 38 | 4 | | | | | |
| | Correspondence courses | | | | 2 | 5 | | | | | |
| | Military drill | | | | 243 | 0 | | | | | |
| Rapid City | South Dakota State School of Mines | 1885 | 13 | 1 | 177 | 10 | 12 | 0 | | | |
| | Mining engineering | | 13 | 1 | 151 | 8 | 12 | 0 | | | |
| | Special | | | | 26 | 2 | | | | | |
| Vermillion | University of South Dakota | 1882 | 42 | 18 | 484 | 352 | 65 | 25 | 3 | 1 | 6 |
| | Preparatory | | 1 | 4 | 41 | 45 | | | | | |
| | Arts and sciences | | 25 | 8 | 238 | 220 | 26 | 8 | | | |
| | Graduate | | | | 3 | 4 | | | 3 | 1 | |
| | Special | | | | 22 | 61 | | | | | |
| | Education | | | | 4 | 15 | 4 | 15 | | | |
| | Civil engineering | | 1 | 0 | 4 | 0 | 4 | 0 | | | |
| | Electrical engineering | | 1 | 0 | 1 | 0 | 1 | 0 | | | |

¹ Engineering faculty.

TABLE 26.—Publicly controlled universities, colleges, and professional schools—Instructors, students, and graduates in 1921-22—Continued

| Location | Institution | Year of first opening | Professors and instructors | | Students | | First degrees | | Graduate degrees | | Honorary degrees |
|------------------------|---|-----------------------|----------------------------|-------|----------|-------|---------------|-------|------------------|-------|------------------|
| | | | Men | Women | Men | Women | Men | Women | Men | Women | |
| 1 | 2 | 3 | 4 | 5 | 6 | 7 | 8 | 9 | 10 | 11 | 12 |
| SOUTH DAKOTA—continued | | | | | | | | | | | |
| Vermillion..... | University of Dakota—Contd. | | | | | | | | | | |
| | Unclassified engineering..... | | | | 60 | 1 | | | | | |
| | Law..... | | 5 | 0 | 82 | 3 | 30 | 1 | | | |
| | Medicine..... | | 6 | 0 | 46 | 0 | | | | | |
| | Music..... | | 4 | 4 | 15 | | 64 | 0 | 1 | | |
| | Summer school (1921)..... | | 13 | 11 | 63 | 126 | | | | | |
| | Correspondence courses..... | | | | 38 | 97 | | | | | |
| | Military drill..... | | | | 152 | 0 | | | | | |
| TENNESSEE | | | | | | | | | | | |
| Knoxville..... | University of Tennessee..... | 1794 | 208 | 17 | 1,419 | 351 | 117 | 33 | 4 | 0 | |
| | Noncollegiate..... | | 47 | 3 | 327 | 0 | | | | | |
| | Arts and sciences..... | | 38 | 14 | 270 | 269 | 26 | 31 | | | |
| | Graduate..... | | | | 24 | 6 | | | 4 | 0 | |
| | Agriculture..... | | 32 | 3 | 165 | 3 | 21 | 0 | | | |
| | Commerce..... | | 38 | 9 | 102 | 1 | 2 | 0 | | | |
| | Education..... | | | | 1 | 4 | 1 | 0 | | | |
| | Chemical engineering..... | | | | 29 | 1 | 2 | 0 | | | |
| | Civil engineering..... | | | | 54 | 0 | 5 | 0 | | | |
| | Electrical engineering..... | | | | 60 | 0 | 7 | 0 | | | |
| | Mechanical engineering..... | | | | 73 | 0 | 3 | 0 | | | |
| | Home economics..... | | 5 | 3 | 0 | 57 | | | | | |
| | Law..... | | 6 | 0 | 59 | 0 | 13 | 0 | | | |
| | Medicine..... | | 70 | 0 | 110 | 4 | 11 | 0 | | | |
| | Dentistry..... | | 29 | 0 | 99 | 3 | 11 | 0 | | | |
| | Pharmacy..... | | 18 | 0 | 50 | 3 | 15 | 2 | | | |
| | Summer school (1921)..... | | 29 | 23 | 279 | 612 | | | | | |
| | Short courses..... | | | | 60 | 108 | | | | | |
| | Military drill..... | | | | 295 | 0 | | | | | |
| TEXAS | | | | | | | | | | | |
| Arlington..... | Grubbs Vocational College ¹ | 1917 | 21 | 11 | 176 | 144 | | | | | |
| | Preparatory..... | | 7 | 5 | 35 | 7 | | | | | |
| | Arts and sciences..... | | 9 | 1 | 54 | 25 | | | | | |
| | Special..... | | 5 | 3 | 52 | 36 | | | | | |
| | General engineering..... | | 3 | 0 | 16 | 0 | | | | | |
| | Agriculture..... | | 2 | 0 | 49 | 0 | | | | | |
| | Education..... | | 1 | 0 | 12 | 19 | | | | | |
| | Home economics..... | | 0 | 2 | 0 | 39 | | | | | |
| | Fine arts..... | | 0 | 2 | 7 | 18 | | | | | |
| | Summer school (1921)..... | | 14 | 3 | 43 | 166 | | | | | |
| | Military drill..... | | | | 124 | 0 | | | | | |
| Austin..... | University of Texas..... | 1883 | 242 | 72 | 3,202 | 2,252 | 284 | 189 | 12 | 17 | |
| | Arts and sciences..... | | 153 | 61 | 1,657 | 1,519 | 105 | 176 | | | |
| | Graduate..... | | | | 79 | 75 | | | 12 | 17 | |
| | Education..... | | 6 | 3 | 134 | 598 | | | | | |
| | Engineering..... | | 21 | 0 | 608 | 17 | 45 | 2 | | | |
| | Mining engineering..... | | 8 | 0 | 84 | 12 | 9 | 0 | | | |
| | Law..... | | 13 | 0 | 331 | 11 | 73 | 2 | | | |
| | Medicine..... | | 38 | 8 | 245 | 13 | 37 | 5 | | | |
| | Pharmacy..... | | 3 | 0 | 69 | 7 | 15 | 4 | | | |
| | Summer school (1921)..... | | 155 | 28 | 1,101 | 1,577 | | | | | |
| | Extension courses..... | | | | 93 | 31 | | | | | |
| | Correspondence courses..... | | | | 922 | 1,002 | | | | | |
| College Station.. | Agricultural and Mechanical College of Texas..... | 1876 | 164 | 0 | 1,648 | 12 | 226 | 0 | 7 | 0 | |
| | Noncollegiate..... | | 36 | 0 | 121 | 0 | | | | | |
| | Arts and sciences..... | | 68 | 0 | 21 | 0 | | | | | |
| | Graduate..... | | | | 20 | 0 | | | | | |
| | Special..... | | | | 123 | 12 | | | | | |
| | Agriculture..... | | 36 | 0 | 434 | 0 | 71 | 0 | 3 | 0 | |
| | Architecture..... | | 3 | 0 | 67 | 0 | 6 | 0 | | | |
| | Education..... | | 6 | 0 | 16 | 0 | 10 | 0 | 4 | 0 | |
| | Agricultural engineering..... | | | | 26 | 0 | | | | | |
| | Chemical engineering..... | | | | 122 | 0 | 37 | 0 | | | |

¹ Junior college.

TABLE 26.—Publicly controlled universities, colleges, and professional schools—Instructors, students, and graduates in 1921-22—Continued

| Location | Institution | Year of first opening | Professors and instructors | | Students | | First degrees | | Graduate degrees | | Honorary degrees |
|-----------------|--|-----------------------|----------------------------|-------|----------|-------|---------------|-------|------------------|-------|------------------|
| | | | Men | Women | Men | Women | Men | Women | Men | Women | |
| 1 | 2 | 3 | 4 | 5 | 6 | 7 | 8 | 9 | 10 | 11 | 12 |
| TEXAS—contd. | | | | | | | | | | | |
| College Station | Agricultural and Mechanical College of Texas—Contd. | | | | | | | | | | |
| | Civil engineering | | 9 | 0 | 226 | 0 | 30 | 0 | | | |
| | Electrical engineering | | 9 | 0 | 269 | 0 | 37 | 0 | | | |
| | Mechanical engineering | | 11 | 0 | 156 | 0 | 25 | 0 | | | |
| | Sanitary engineering | | 3 | 0 | 35 | 0 | 7 | 0 | | | |
| | Veterinary medicine | | 5 | 0 | 12 | 0 | 3 | 0 | | | |
| | Summer school (1921) | | 52 | 0 | 669 | 20 | | | | | |
| | Short winter courses | | | | 129 | 0 | | | | | |
| | Military drill | | | | 1,200 | 0 | | | | | |
| Denton | College of Industrial Arts | 1903 | 84 | 20 | 0 | 1,300 | 0 | 142 | | | |
| | Arts and sciences | | 84 | 20 | 0 | 1,300 | 0 | 140 | | | |
| | Commerce | | | | 0 | 351 | | | | | |
| | Journalism | | | | 0 | 15 | | | | | |
| | Education | | | | 0 | 885 | | | | | |
| | Home economics | | | | 0 | 950 | | | | | |
| | Fine arts | | | | 0 | 587 | | | | | |
| | Music | | | | 0 | 450 | 0 | 2 | | | |
| | Summer school (1921) | | 16 | 43 | 0 | 600 | | | | | |
| Stephenville | John Tarleton State Junior Agricultural College | 1917 | 29 | 12 | 231 | 187 | | | | | |
| | Preparatory | | 3 | 7 | 82 | 31 | | | | | |
| | Arts and sciences | | 18 | 4 | 110 | 77 | | | | | |
| | Special | | 3 | 7 | 39 | 79 | | | | | |
| | Engineering | | 2 | 0 | 15 | 0 | | | | | |
| | Agriculture | | 4 | 0 | 51 | 0 | | | | | |
| | Commerce | | 2 | 0 | 18 | 28 | | | | | |
| | Education | | 1 | 0 | 63 | 67 | | | | | |
| | Fine arts | | | | 42 | 61 | | | | | |
| | Music | | 4 | 2 | 17 | 66 | | | | | |
| | Summer school (1921) | | 29 | 12 | 100 | 297 | | | | | |
| | Correspondence courses | | 5 | 2 | 10 | 10 | | | | | |
| | Military drill | | | | 241 | 0 | | | | | |
| UTAH | | | | | | | | | | | |
| Logan | Agriculture College of Utah | 1890 | 78 | 12 | 914 | 283 | 48 | 30 | 1 | 1 | |
| | Noncollegiate | | 37 | 6 | 433 | 48 | | | | | |
| | General science | | 29 | 3 | 105 | 91 | 5 | 9 | | | |
| | Graduate | | | | 34 | 7 | | | 1 | 1 | |
| | Special | | | | 57 | 39 | | | | | |
| | Agriculture | | 21 | 0 | 145 | 1 | 25 | 0 | | | |
| | Commerce | | 12 | 1 | 118 | 20 | 13 | 2 | | | |
| | Agricultural engineering | | 10 | 0 | 79 | 0 | 5 | 0 | | | |
| | Home economics | | 4 | 6 | 0 | 116 | 0 | 19 | | | |
| | Summer school (1921) | | 31 | 8 | 287 | 187 | | | | | |
| | Extension courses | | | | 96 | 85 | | | | | |
| | Correspondence courses | | | | 294 | 269 | | | | | |
| | Military drill | | | | 262 | 0 | | | | | |
| Salt Lake City | University of Utah | 1850 | 84 | 35 | 1,774 | 1,025 | 123 | 79 | 12 | 4 | 4 |
| | Noncollegiate | | 1 | 8 | 292 | 70 | | | | | |
| | Arts and sciences | | 44 | 21 | 186 | 354 | 48 | 55 | | | |
| | Graduate | | | | 46 | 27 | | | 5 | 4 | |
| | Commerce | | 6 | 0 | 418 | 50 | 25 | 1 | | | |
| | Education | | 6 | 5 | 101 | 501 | 8 | 23 | | | |
| | Engineering | | 10 | 0 | 421 | 3 | 32 | 0 | 7 | 0 | |
| | Law | | 6 | 0 | 113 | 5 | 10 | 0 | | | |
| | Medicine | | 26 | 0 | 197 | 16 | | | | | |
| | Summer school (1921) | | 17 | 6 | 588 | 693 | | | | | |
| | Extension courses | | | | 800 | 868 | | | | | |
| | Correspondence courses | | 23 | 6 | 198 | 317 | | | | | |
| | Military drill | | | | 135 | 0 | | | | | |
| VERMONT | | | | | | | | | | | |
| Burlington | University of Vermont and State Agricultural College | 1800 | 119 | 14 | 668 | 383 | 90 | 50 | 4 | 0 | 7 |
| | Arts and sciences | | 44 | 3 | 146 | 155 | 20 | 31 | | | |
| | Graduate | | | | 6 | 4 | | | 2 | 0 | |
| | Special | | | | 14 | 8 | | | | | |
| | Agriculture | | 12 | 0 | 60 | 1 | 7 | 0 | | | |

TABLE 26.—Publicly controlled universities, colleges, and professional schools—Instructors, students, and graduates in 1921-22—Continued

| Location | Institution | Year of first opening | Professors and Instructors | | Students | | First degrees | | Graduate degrees | | Honorary degrees |
|-----------------|---|-----------------------|----------------------------|-------|----------|-------|---------------|-------|------------------|-------|------------------|
| | | | Men | Women | Men | Women | Men | Women | Men | Women | |
| 1 | 2 | 3 | 4 | 5 | 6 | 7 | 8 | 9 | 10 | 11 | 12 |
| VERMONT con. | | | | | | | | | | | |
| Burlington | University of Vermont and State Agricultural College—Continued. | | | | | | | | | | |
| | Commerce | | 3 | 2 | 135 | 55 | 14 | 6 | | | |
| | Education | | 2 | 4 | 2 | 76 | 0 | 3 | | | |
| | Civil engineering | | 7 | 0 | 53 | 1 | 6 | 1 | 1 | 0 | |
| | Electrical engineering | | 4 | 0 | 81 | 0 | 14 | 0 | | | |
| | Mechanical engineering | | 5 | 0 | 57 | 0 | 13 | 0 | 1 | 0 | |
| | Home economics | | 0 | 5 | 0 | 81 | 0 | 9 | | | |
| | Medicine | | 42 | 0 | 114 | 3 | 16 | 0 | | | |
| | Summer school (1921) | | 15 | 9 | 90 | 530 | | | | | |
| | Short winter courses | | | | 59 | 1 | | | | | |
| | Military drill | | | | 387 | 0 | | | | | |
| VIRGINIA | | | | | | | | | | | |
| Blacksburg | Virginia Agricultural and Mechanical College and Polytechnic Institute. | 1872 | 94 | 3 | 963 | 12 | 106 | 0 | 17 | 0 | |
| | Noncollegiate | | 6 | 3 | 176 | 0 | | | | | |
| | Arts and sciences | | 38 | 0 | 53 | 10 | 5 | 0 | | | |
| | Graduate | | | | 29 | 0 | | | 4 | 0 | |
| | Special | | | | 21 | 6 | | | | | |
| | Agriculture | | 24 | 0 | 135 | 0 | 20 | 0 | 2 | 0 | |
| | Commerce | | 1 | 0 | 26 | 0 | | | | | |
| | Education | | 3 | 0 | 78 | 0 | 11 | 0 | 2 | 0 | |
| | Chemical engineering | | 2 | 0 | 42 | 0 | 10 | 0 | | | |
| | Civil engineering | | 4 | 0 | 77 | 1 | 9 | 0 | 3 | 0 | |
| | Electrical engineering | | 4 | 0 | 194 | 0 | 25 | 0 | 3 | 0 | |
| | Mechanical engineering | | 11 | 0 | 124 | 1 | 23 | 0 | 3 | 0 | |
| | Mining engineering | | 1 | 0 | 29 | 0 | 3 | 0 | | | |
| | Summer school (1921) | | 21 | 2 | 135 | 6 | | | | | |
| | Short winter courses | | | | 15 | 0 | | | | | |
| | Military drill | | | | 774 | 0 | | | | | |
| Charlottesville | University of Virginia | 1825 | 107 | 0 | 1,720 | 36 | 236 | 6 | 28 | 4 | |
| | Arts and sciences | | 53 | 0 | 846 | 0 | 86 | 0 | | | |
| | Graduate | | | | 48 | 12 | | | 28 | 4 | |
| | Commerce | | 6 | 0 | 169 | 0 | 5 | 0 | | | |
| | Engineering | | 26 | 0 | 94 | 0 | 37 | 0 | | | |
| | Education | | 11 | 0 | 17 | 15 | 3 | 5 | | | |
| | Law | | 7 | 0 | 316 | 3 | 86 | 0 | | | |
| | Medicine | | 44 | 0 | 150 | 6 | 19 | 1 | | | |
| | Summer school (1921) | | 60 | 0 | 804 | 1,625 | | | | | |
| Lexington | Virginia Military Institute | 1839 | 40 | 0 | 618 | 0 | 87 | 0 | | | |
| | Arts and sciences | | 32 | 0 | 513 | 0 | 30 | 0 | | | |
| | Civil engineering | | 3 | 0 | 35 | 0 | 13 | 0 | | | |
| | Chemical engineering | | 3 | 0 | 20 | 0 | 18 | 0 | | | |
| | Electrical engineering | | 3 | 0 | 50 | 0 | 26 | 0 | | | |
| | Military drill | | | | 618 | 0 | | | | | |
| Richmond | Medical College of Virginia | 1832 | 176 | 0 | 340 | 29 | 60 | 5 | | | |
| | Medicine | | 126 | 0 | 157 | 19 | 25 | 2 | | | |
| | Dentistry | | 34 | 0 | 103 | 3 | 15 | 3 | | | |
| | Pharmacy | | 16 | 0 | 80 | 7 | 20 | 0 | | | |
| Williamsburg | College of William and Mary | 1693 | 35 | 6 | 409 | 264 | 16 | 27 | 0 | 1 | 6 |
| | Arts and sciences | | 33 | 6 | 381 | 257 | 16 | 27 | | | |
| | Graduate | | | | 1 | 2 | | | 0 | 1 | |
| | Special | | | | 32 | 2 | | | | | |
| | Law | | 2 | 0 | 25 | 5 | | | | | |
| | Summer school (1921) | | 36 | 11 | 212 | 275 | | | | | |
| | Extension courses | | | | 269 | 300 | | | | | |
| WASHINGTON | | | | | | | | | | | |
| Pullman | State College of Washington | 1892 | 129 | 42 | 1,447 | 766 | 137 | 85 | 8 | 2 | |
| | Preparatory | | 10 | 10 | 220 | 68 | | | | | |
| | Arts and sciences | | 46 | 14 | 385 | 337 | 36 | 44 | | | |
| | Graduate | | | | 23 | 11 | | | 8 | 2 | |
| | Agriculture | | 25 | 0 | 258 | 2 | 40 | 0 | | | |
| | Architecture | | 2 | 0 | 13 | 2 | | | | | |
| | Education | | 6 | 0 | 62 | 93 | 14 | 19 | | | |
| | Civil engineering | | 5 | 0 | 44 | 0 | 5 | 0 | | | |

TABLE 26.—Publicly controlled universities, colleges, and professional schools—Instructors, students, and graduates in 1921-22—Continued

| Location | Institution | Year of first opening | Professors and instructors | | Students | | First degrees | | Graduate degrees | | Honorary degrees |
|-------------------|--|-----------------------|----------------------------|-------|----------|-------|---------------|-------|------------------|-------|------------------|
| | | | Men | Women | Men | Women | Men | Women | Men | Women | |
| 1 | 2 | 3 | 4 | 5 | 6 | 7 | 8 | 9 | 10 | 11 | 12 |
| WASHINGTON—contd. | | | | | | | | | | | |
| Pullman | State College of Washington—Continued. | | | | | | | | | | |
| | Electrical engineering | | | | 164 | 0 | 8 | 0 | | | |
| | General engineering | | 14 | 0 | 32 | 0 | | | | | |
| | Mechanical engineering | | | | 72 | 0 | 8 | 0 | | | |
| | Hydraulic engineering | | | | 23 | 0 | 7 | 0 | | | |
| | Mining engineering | | 5 | 0 | 40 | 0 | 7 | 0 | | | |
| | Automobile engineering | | | | 5 | 0 | | | | | |
| | Home economics | | 0 | 10 | 0 | 129 | 0 | 11 | | | |
| | Music | | 7 | 7 | 13 | 103 | 0 | 9 | | | |
| | Pharmacy | | 2 | 1 | 73 | 20 | 2 | 2 | | | |
| | Veterinary medicine | | 7 | 0 | 20 | 1 | 4 | 0 | | | |
| | Summer school (1921) | | 27 | 14 | 173 | 156 | | | | | |
| | Short winter courses | | | | 174 | 78 | | | | | |
| | Extension courses | | | | 171 | 314 | | | | | |
| | Correspondence courses | | | | 188 | 229 | | | | | |
| | Military drill | | | | 613 | 0 | | | | | |
| Seattle | University of Washington | 1861 | 225 | 43 | 3,321 | 2,089 | 291 | 322 | 38 | 19 | 1 |
| | Arts and sciences | | 116 | 24 | 835 | 1,098 | 58 | 158 | | | |
| | Graduate | | | | 144 | 103 | | | 16 | 16 | |
| | Special | | | | 200 | 28 | | | | | |
| | Architecture | | 4 | 0 | 36 | 2 | 2 | 0 | | | |
| | Commerce | | 12 | 1 | 938 | 167 | 112 | 33 | 4 | 1 | |
| | Education | | 6 | 0 | 66 | 163 | 11 | 48 | 12 | 2 | |
| | Chemical engineering | | 57 | 0 | 95 | 1 | 9 | 0 | 2 | 0 | |
| | Civil engineering | | | | 128 | 0 | 11 | 0 | | | |
| | Electrical engineering | | | | 273 | 0 | 25 | 0 | | | |
| | Mechanical engineering | | | | 145 | 0 | 11 | 0 | | | |
| | Mining engineering | | | | 76 | 0 | 8 | 0 | 4 | 0 | |
| | Aeronautical engineering | | | | 1 | 0 | | | | | |
| | Fine arts | | 3 | 5 | 7 | 166 | 1 | 12 | | | |
| | Forestry | | 4 | 0 | 105 | 1 | | | | | |
| | Home economics | | 0 | 6 | 0 | 154 | 0 | 32 | | | |
| | Journalism | | 3 | 1 | 20 | 17 | 6 | 4 | | | |
| | Fisheries | | 3 | 0 | 21 | 0 | 5 | 0 | | | |
| | Library science | | 2 | 3 | 12 | 14 | 1 | 9 | | | |
| | Music | | 6 | 3 | 10 | 139 | 0 | 19 | | | |
| | Law | | 6 | 0 | 137 | 6 | 30 | 2 | | | |
| | Pharmacy | | 3 | 0 | 72 | 39 | 1 | 5 | | | |
| | Summer school (1921) | | 104 | 31 | 909 | 1,021 | | | | | |
| | Extension courses | | 30 | 5 | 310 | 738 | | | | | |
| | Correspondence courses | | 26 | 2 | 213 | 340 | | | | | |
| | Military drill | | | | 1,600 | 0 | | | | | |
| WEST VIRGINIA | | | | | | | | | | | |
| Morgantown | West Virginia University | 1868 | 165 | 29 | 1,403 | 571 | 149 | 64 | 9 | 4 | |
| | Arts and sciences | | 62 | 13 | 579 | 449 | 77 | 44 | | | |
| | Graduate | | | | 42 | 23 | | | 9 | 4 | |
| | Special | | | | 89 | 6 | | | | | |
| | Agriculture | | 24 | 6 | 207 | 2 | 18 | 0 | | | |
| | Chemical engineering | | | | 46 | 0 | 3 | 0 | | | |
| | Civil engineering | | | | 93 | 0 | 7 | 0 | | | |
| | Electrical engineering | | 31 | 0 | 128 | 0 | 6 | 0 | | | |
| | Industrial engineering | | | | 2 | 0 | | | | | |
| | Mechanical engineering | | | | 72 | 0 | 5 | 0 | | | |
| | Mining engineering | | | | 64 | 0 | 7 | 0 | | | |
| | Home economics | | 0 | 6 | 0 | 112 | 0 | 17 | | | |
| | Music | | 4 | 6 | 11 | 117 | 0 | 2 | | | |
| | Law | | 6 | 0 | 71 | 2 | 17 | 0 | | | |
| | Medicine | | 34 | 0 | 104 | 2 | | | | | |
| | Pharmacy | | 4 | 0 | 34 | 4 | 9 | 1 | | | |
| | Summer school (1921) | | 55 | 15 | 495 | 532 | | | | | |
| | Extension courses | | 18 | 3 | 896 | 387 | | | | | |
| | Military drill | | | | 663 | 0 | | | | | |

* Engineering faculty.

TABLE 26.—Publicly controlled universities, colleges, and professional schools—Instructors, students, and graduates in 1921-22—Continued

| Location | Institution | Year of first opening | Professors and instructors | | Students | | First degrees | | Graduate degrees | | Honorary degrees |
|-----------|-------------------------|-----------------------|----------------------------|-------|----------|-------|---------------|-------|------------------|-------|------------------|
| | | | Men | Women | Men | Women | Men | Women | Men | Women | |
| 1 | 2 | 3 | 4 | 5 | 6 | 7 | 8 | 9 | 10 | 11 | 12 |
| WISCONSIN | | | | | | | | | | | |
| Madison | University of Wisconsin | 1848 | 610 | 158 | 5,258 | 2,844 | 700 | 432 | 214 | 70 | 6 |
| | Noncollegiate | | 11 | 18 | 215 | 131 | | | | | |
| | Arts and sciences | | 356 | 91 | 1,254 | 1,454 | 242 | 322 | | | |
| | Graduate | | | | 509 | 198 | | | 192 | 70 | |
| | Special | | | | 96 | 76 | | | | | |
| | Agriculture | | 86 | 5 | 448 | 9 | 90 | 2 | | | |
| | Commerce | | 15 | 3 | 982 | 120 | 143 | 23 | | | |
| | Education | | 12 | 0 | 72 | 347 | | | | | |
| | Chemical engineering | | 7 | 0 | 183 | 0 | 28 | 0 | 3 | 0 | |
| | Civil engineering | | 14 | 0 | 267 | 0 | 25 | 0 | 4 | 0 | |
| | Electric engineering | | 17 | 0 | 410 | 0 | 48 | 0 | 3 | 0 | |
| | Mechanical engineering | | 24 | 0 | 314 | 0 | 43 | 0 | 4 | 0 | |
| | Mining engineering | | 4 | 0 | 74 | 0 | 13 | 0 | 8 | 0 | |
| | Home economics | | 0 | 19 | 0 | 267 | 0 | 50 | | | |
| | Journalism | | 4 | 1 | 122 | 146 | 16 | 25 | | | |
| | Music | | 8 | 10 | 13 | 114 | 1 | 8 | | | |
| | Library science | | 0 | 6 | 0 | 23 | | | | | |
| | Law | | 9 | 0 | 185 | 6 | 46 | 1 | | | |
| | Medicine | | 37 | 3 | 125 | 9 | | | | | |
| | Pharmacy | | 6 | 2 | 85 | 11 | 5 | 1 | | | |
| | Summer school (1921) | | 212 | 45 | 2,125 | 2,432 | | | | | |
| | Extension courses | | | | 1,756 | 1,295 | | | | | |
| | Correspondence courses | | 39 | 22 | 3,962 | 4,077 | | | | | |
| | Military drill | | | | 1,601 | 0 | | | | | |
| WYOMING | | | | | | | | | | | |
| Laramie | University of Wyoming | 1867 | 45 | 29 | 332 | 290 | 19 | 12 | | | |
| | High school | | 6 | 7 | 30 | 44 | | | | | |
| | Arts and sciences | | 16 | 9 | 114 | 92 | 8 | 9 | | | |
| | Graduate | | | | 1 | 2 | | | | | |
| | Special | | | | 74 | 71 | | | | | |
| | Agriculture | | 8 | 0 | 30 | 1 | 2 | 0 | | | |
| | Commerce | | 2 | 1 | 33 | 21 | 0 | 1 | | | |
| | Education | | 2 | 7 | 8 | 57 | | | | | |
| | Civil engineering | | 3 | 0 | 13 | 0 | 3 | 0 | | | |
| | Mechanical engineering | | 3 | 0 | 19 | 0 | 4 | 0 | | | |
| | Mining engineering | | 1 | 0 | 6 | 0 | 2 | 0 | | | |
| | Home economics | | 0 | 3 | 0 | 39 | 0 | 2 | | | |
| | Law | | 3 | 0 | 10 | 0 | | | | | |
| | Music | | 2 | 3 | 17 | 25 | | | | | |
| | Summer school (1921) | | 17 | 15 | 59 | 355 | | | | | |
| | Short courses | | | | 9 | 66 | | | | | |
| | Correspondence courses | | 0 | 3 | 150 | 627 | | | | | |
| | Military drill | | | | 155 | 0 | | | | | |

TABLE 27.—Publicly controlled universities, colleges, and professional schools—Property, fellowships and scholarships, tuition fees, 1921-22

| Institutions | Bound volumes in library | | Value of library, scientific apparatus, and furniture | Value of grounds (including farm) | Value of buildings (including dormitories) | Value of dormitories (included in column 5) | Endowment funds | Fellowships and scholarships | Amount given in fellowships and scholarships | Tuition fees | | | | | |
|---|--------------------------|-----------|---|-----------------------------------|--|---|-----------------|------------------------------|--|-------------------|------|------|-----|-------|---|
| | 2 | 3 | | | | | | | | 4 | 5 | 6 | 7 | 8 | 9 |
| Alabama Polytechnic Institute | 34,000 | \$23,000 | \$40,000 | \$850,000 | \$40,000 | \$282,500 | \$50,000 | 1 | \$50 | 1 | \$50 | | | | |
| Alabama Technical Institute and College for Women | 75,000 | 80,000 | 16,000 | 700,000 | 425,000 | 355,116 | 21 | \$10,123 | 1.30 | 1.30 | 1.60 | \$75 | | | |
| University of Alabama | 33,700 | 199,600 | 275,308 | 983,544 | 269,115 | 1,049,654 | 52 | 19,320 | 1.60 | 1.60 | 1.60 | \$75 | | | |
| University of Arizona | 43,870 | 342,500 | 410,800 | 1,117,540 | 475,500 | 132,695 | 23 | 1,350 | 1.30 | 1.30 | | | | | |
| University of Arkansas | 46,000 | 344,611 | 84,500 | 608,500 | 160,000 | | 9 | | | | | | | | |
| Bakersfield Junior College (Calif.) | 544,000 | 3,431,866 | 2,931,636 | 11,419,017 | | 8,407,775 | 197 | 50,743 | 1.50 | 1.50 | | | | | |
| University of California | 134,685 | 559,592 | 220,000 | 2,078,000 | 75,000 | | 20 | 400 | (¹) | (¹) | | | | | |
| University of Colorado | 52,000 | 561,904 | 282,000 | 1,281,140 | 308,661 | | 1 | 10,000 | 1.25 | 1.50 | | | | | |
| Colorado Agricultural College | 16,670 | 375,523 | 88,701 | 460,027 | | | 11 | 2,000 | | | | | | | |
| Colorado School of Mines | 35,000 | 392,734 | 87,560 | 1,785,306 | 554,125 | 256,000 | 27 | 2,000 | | | | | | | |
| Connecticut Agricultural College | 27,700 | 338,122 | 304,550 | 1,173,090 | 371,000 | 396,654 | 8 | 1,735 | 1.00 | 1.00 | | | | | |
| University of Delaware | 7,000 | | | | | | 131 | | | | | | | | |
| Gallaudet College (D. C.) | 44,000 | 182,000 | 613,000 | 500,000 | 150,000 | 286,100 | 32 | 5,650 | 1.40 | 1.40 | | | | | |
| University of Florida | 15,000 | 144,000 | 65,000 | 1,040,000 | 540,000 | | 29 | 5,170 | 1.40 | | | | | | |
| Florida State College for Women | 56,500 | 194,696 | 598,000 | 1,574,000 | 400,000 | 434,058 | 8 | 1,965 | | | | | | | |
| University of Georgia | 13,500 | 515,000 | 180,000 | 718,800 | 69,000 | 125,000 | | | | | | | | | |
| Georgia School of Technology | 4,000 | 50,000 | 75,000 | 97,000 | 32,500 | 25,000 | | | | | | | | | |
| Medical College of Georgia | 10,150 | 11,400 | 5,000 | 500,000 | | | | | | | | | | | |
| North Georgia Agricultural College | 33,425 | 232,312 | 369,711 | 371,508 | 28,685 | | 10 | 1,550 | 1.50 | 1.50 | | | | | |
| Georgia State College for Women | 55,000 | 470,000 | 85,000 | 800,000 | 50,000 | 1,500,000 | 4 | 2,250 | | | | | | | |
| University of Idaho | 5,744 | 82,325 | 93,000 | 290,000 | 109,500 | | | | | | | | | | |
| Idaho Technical Institute | 2,178 | | | | | | | | | | | | | | |
| Joliet Junior College (Ill.) | 513,418 | 3,946,977 | 1,460,380 | 6,967,539 | 190,666 | 649,013 | 1,485 | 111,040 | 115 | | | | 120 | \$120 | |
| Indiana University | 149,997 | 390,480 | 272,348 | 1,416,832 | 852,328 | | | | | | | | | | |
| Purdue University (Ind.) | 69,579 | 659,500 | 225,000 | 1,611,500 | 340,000 | | | | | | | | | | |
| Iowa State College of Agriculture and Mechanic Arts | 91,894 | 1,214,587 | 464,362 | 3,273,859 | 381,800 | 693,908 | 62 | 5,567 | 1.57 | 1.51 | | | | | |
| State University of Iowa | 190,000 | 1,835,271 | 878,180 | 3,579,476 | 392,893 | 439,813 | 429 | 30,000 | (¹⁰) | (¹⁰) | | | | | |

¹ To nonresidents; free to residents.
² \$200 to residents; \$500 to nonresidents.
³ \$150 to residents; \$170 to nonresidents.
⁴ \$45 to residents; \$90 to nonresidents.
⁵ \$120 to residents; \$150 to nonresidents.
⁶ \$100 to residents; \$175 to nonresidents.
⁷ \$40 to residents; \$80 to nonresidents.
⁸ \$100 to residents; \$140 to nonresidents.
⁹ \$175 to residents; \$350 to nonresidents.
¹⁰ \$175 to residents; \$250 to nonresidents.



TABLE 27.—Publicly controlled universities, colleges, and professional schools—Property, fellowships and scholarships, tuition fees, 1921-22—Continued

| Institutions | 2 | 3 | 4 | 5 | 6 | 7 | 8 | 9 | Tuition fees | | | | | | |
|--|---------|-----------|-----------|-------------|-----------|-----------|-----|---------|-------------------|----|----|-------|-------|-------|-----|
| | | | | | | | | | Arts and sciences | 10 | 11 | 12 | 13 | 14 | |
| Garden City Junior College (Kans.) | 1,158 | \$3,000 | | | | | | | | | | | | | |
| University of Kansas | 135,800 | 1,490,240 | \$411,000 | \$1,552,300 | | \$151,000 | 44 | \$9,850 | | | | | | | |
| Kansas State Agricultural College | 74,151 | 1,172,372 | 614,415 | 1,328,684 | | 491,747 | 10 | 2,850 | | | | | | | |
| University of Kentucky | 57,813 | 353,979 | 252,487 | 1,322,284 | \$270,000 | 184,075 | 4 | 1,400 | | | | | | | |
| University of Louisville | 15,000 | 126,383 | 68,467 | 161,000 | | 10,000 | 51 | 5,250 | | | | \$100 | \$250 | \$250 | |
| Louisiana State University and Agricultural and Mechanical College | 62,377 | 458,796 | 430,000 | 648,550 | 100,000 | 318,974 | 40 | 7,110 | | | | | | | |
| University of Maine | 60,771 | 303,280 | 51,506 | 771,227 | 163,487 | 220,830 | 12 | 460 | | | | | | | |
| United States Naval Academy | 55,000 | 1,095,600 | 2,490,100 | 9,491,900 | | | | | | | | | | | |
| University of Maryland | 32,140 | 531,893 | 85,800 | 1,610,711 | 270,200 | 117,644 | 166 | 8,500 | | | | | | | |
| Massachusetts Agricultural College | 68,605 | 751,921 | 138,416 | 1,163,525 | 195,831 | 240,666 | 13 | 7,800 | | | | | | | 200 |
| Lowell Textile School | 1,525 | 350,070 | 121,484 | 413,754 | | | | | | | | | | | |
| University of Michigan | 497,913 | 3,585,201 | 1,848,470 | 7,926,332 | 621,193 | 1,541,520 | 82 | 37,782 | | | | | | | |
| Detroit College of Medicine and Surgery (Mich.) | 858 | | 200,000 | 75,000 | | | | | | | | | | | |
| Detroit Junior College (Mich.) | | 976,340 | 419,132 | 1,425,675 | 70,000 | | | | | | | | | | |
| Michigan Agricultural College | 49,754 | | | | | | | | | | | | | | |
| Grand Rapids Junior College (Mich.) | | | | | | | | | | | | | | | |
| Highland Park Junior College (Mich.) | | | | | | | | | | | | | | | |
| Michigan College of Mines | 30,919 | 86,830 | 104,025 | 451,940 | | | | | | | | | | | |
| University of Minnesota | 934,689 | 4,354,573 | 2,847,882 | 7,557,187 | 690,808 | 4,179,873 | 104 | 52,130 | | | | | | | |
| Mississippi Agricultural and Mechanical College | | | | | | | | | | | | | | | |
| Mississippi State College for Women | 39,898 | 724,469 | 157,520 | 1,708,375 | 279,150 | 239,788 | 10 | 4,320 | | | | | | | |
| University of Mississippi | 15,000 | 127,800 | 150,000 | 1,228,000 | 595,000 | | | | | | | | | | |
| University of Missouri | 36,000 | 170,070 | 500,000 | 1,070,000 | 300,000 | 743,000 | | | | | | | | | |
| Junior College of Kansas City (Mo.) | 5,900 | 76,640 | 200,000 | 243,700 | 70,000 | 1,698,678 | 59 | 13,100 | | | | | | | |
| Montana State College of Agriculture and Mechanical Arts | 23,496 | 318,647 | 196,973 | 554,050 | 65,000 | 721,756 | 129 | 3,225 | | | | | | | |
| Montana State School of Mines | 5,000 | 23,500 | | 245,000 | | | | | | | | | | | |
| Montana State University | 55,000 | 225,000 | 115,000 | 450,000 | 50,000 | 618,226 | | | | | | | | | |
| University of Nebraska | 170,000 | 1,637,070 | 1,751,490 | 3,504,290 | 26,000 | 960,523 | 18 | 7,850 | | | | | | | |
| University of Nevada | 37,125 | 250,759 | 110,000 | 326,205 | 72,536 | 348,402 | 36 | 3,610 | | | | | | | |
| New Hampshire College of Agriculture and Mechanic Arts | 42,587 | 360,228 | 114,940 | 1,850,400 | 695,040 | 1,030,000 | 550 | 61,650 | | | | | | | |

| State University of New Mexico | 30,000 | 250,125 | 185,000 | 301,295 | 49,115 | 96,000 | 173 | 173 | 173 |
|---|---------|-----------|-----------|------------|-----------|-----------|------|------|------|
| New Mexico State School of Mines | 1,500 | 5,000 | 5,000 | 172,500 | 25,500 | 300,000 | 40 | 40 | 40 |
| Mechanic Arts | 19,000 | 216,639 | 39,475 | 375,337 | 90,000 | 97,645 | 20 | 20 | 20 |
| College of the City of New York | 71,000 | 817,548 | 2,560,400 | 4,082,444 | 140,000 | 10,000 | (1) | (1) | (1) |
| Hunter College of the City of New York | 25,615 | 35,000 | 2,000,000 | 1,075,000 | 10,000 | 2,500 | 175 | 175 | 175 |
| New York State College of Forestry | 6,500 | 176,800 | 40,000 | 285,000 | 10,000 | 10,000 | 60 | 60 | 60 |
| United States Military Academy | 108,000 | 685,000 | 284,492 | 13,000,000 | 1,000,000 | 1,000,000 | (12) | (12) | (12) |
| University of North Carolina | 108,405 | 536,065 | 173,928 | 1,883,569 | 1,020,000 | 1,020,000 | 45 | 45 | 45 |
| North Carolina College for Women | 18,500 | 325,000 | 500,000 | 2,450,000 | 1,020,000 | 1,020,000 | 36 | 36 | 36 |
| North Carolina State College of Agriculture and Engineering | 15,700 | 494,658 | 112,575 | 1,323,913 | 323,269 | 125,000 | 243 | 243 | 243 |
| North Dakota Agricultural College | 35,200 | 197,658 | 143,710 | 800,271 | 111,125 | 1,904,847 | (3) | (3) | (3) |
| University of North Dakota | 72,000 | 507,543 | 128,541 | 671,210 | 75,000 | 2,220,083 | 7 | 7 | 7 |
| North Dakota State School of Science | 5,000 | 42,004 | 10,000 | 215,500 | 75,000 | 459,110 | 120 | 120 | 120 |
| Municipal University of Akron (Ohio) | 16,400 | 127,196 | 336,000 | 434,832 | 175,000 | 69,769 | 36 | 36 | 36 |
| Ohio University | 50,000 | 576,500 | 401,646 | 990,000 | 175,000 | 2,253,817 | 150 | 150 | 150 |
| University of Cincinnati (Ohio) | 100,000 | 756,633 | 712,800 | 1,884,422 | 60,491 | 967,067 | (14) | (14) | (14) |
| Ohio State University | 225,000 | 2,102,308 | 2,233,782 | 3,787,882 | 304,562 | 182,839 | 105 | 105 | 105 |
| Miami University | 68,000 | 320,047 | 105,183 | 955,088 | 304,562 | 182,839 | 300 | 300 | 300 |
| Toledo University (Ohio) | 8,500 | 60,000 | 250,000 | 400,000 | 253,000 | 3,200,000 | 120 | 120 | 120 |
| Oklahoma College for Women | 8,500 | 107,168 | 36,857 | 569,194 | 253,000 | 3,200,000 | 120 | 120 | 120 |
| Miami School of Mines (Okla.) | 400 | 11,000 | 10,000 | 100,000 | 253,000 | 3,200,000 | 120 | 120 | 120 |
| University of Oklahoma | 43,228 | 595,102 | 79,201 | 1,722,960 | 253,000 | 3,200,000 | 120 | 120 | 120 |
| Oklahoma Agricultural and Mechanical College | 32,382 | 453,970 | 76,867 | 1,515,922 | 87,000 | 2,351,452 | 110 | 110 | 110 |
| Oklahoma School of Mines | 500 | 71,200 | 4,000 | 109,600 | 87,000 | 2,351,452 | 110 | 110 | 110 |
| Oregon State Agricultural College | 60,000 | 768,345 | 553,133 | 2,065,263 | 334,487 | 203,384 | 160 | 160 | 160 |
| University of Oregon | 122,000 | 492,023 | 142,278 | 1,276,054 | 193,267 | 158,635 | 160 | 160 | 160 |
| Pennsylvania State College | 82,500 | 851,850 | 174,786 | 2,212,364 | 359,875 | 517,000 | 223 | 223 | 223 |
| University of Porto Rico | 7,000 | 149,922 | 55,900 | 235,350 | 10,620 | 10,620 | 10 | 10 | 10 |
| Rhode Island State College | 23,000 | 328,518 | 10,000 | 700,000 | 15,000 | 50,000 | 150 | 150 | 150 |
| College of Charleston (S. C.) | 22,087 | 60,000 | 75,000 | 150,000 | 15,000 | 307,300 | 140 | 140 | 140 |
| Medical College of the State of South Carolina | 3,500 | 70,782 | 40,000 | 201,300 | 15,000 | 307,300 | 140 | 140 | 140 |
| The Citadel, the Military College of South Carolina | 10,000 | 113,033 | 900,000 | 1,087,600 | 154,439 | 154,439 | 74 | 74 | 74 |
| Clemson Agricultural College (S. C.) | 32,356 | 511,345 | 354,479 | 1,121,557 | 154,439 | 154,439 | 223 | 223 | 223 |

1 To nonresidents; free to residents.
 11 \$100 to residents of Louisville; \$150 to nonresidents.
 12 \$150 to foreigners.
 13 \$125 to residents; \$195 to nonresidents.
 14 Statistics of 1918.
 15 \$150 to residents; \$200 to nonresidents; \$300 to foreigners.
 16 \$64 to residents; \$89 to nonresidents.
 17 \$79 to residents; \$104 to nonresidents.
 18 \$89 to residents; \$109 to nonresidents.
 19 \$124 to residents; \$184 to nonresidents.
 20 \$50 to residents of Detroit; \$200 to nonresidents.
 21 \$150 to nonresidents of Detroit.
 22 \$40 to residents; \$80 to nonresidents.
 23 \$25 to residents; \$150 to nonresidents.
 24 \$50 to residents; \$60 to nonresidents.
 25 \$80 to residents; \$120 to nonresidents.
 26 \$150 to residents; \$210 to nonresidents.
 27 \$125 to nonresidents of Kansas City.
 28 \$75 to residents; \$150 to nonresidents.
 29 \$10 to residents; \$10 to nonresidents.
 30 \$10 to residents; \$10 to nonresidents.
 31 \$36 to residents; \$30 to nonresidents.
 32 \$45 to residents; \$48 to nonresidents.
 33 \$15 to residents; \$24 to nonresidents.
 34 \$50 to residents; \$200 to nonresidents.
 35 \$150 to residents; \$25 to nonresidents.
 36 \$30 to residents; \$60 to nonresidents.



TABLE 27.—Publicly controlled universities, colleges, and professional schools—Property, fellowships and scholarships, tuition fees, 1921-22—Continued

| Institutions | 2 | 3 | 4 | 5 | 6 | 7 | 8 | 9 | Tuition fees | | | | Medicine | Dentistry | |
|---|---------|-----------|-----------|-----------|-----------|------------|-----|----------|-------------------|-------------|------|-------|----------|-----------|-------|
| | | | | | | | | | Arts and sciences | Engineering | Law | | | | |
| University of South Carolina..... | 70,000 | \$432,125 | \$645,000 | \$635,000 | \$500,000 | | | \$21,640 | \$40 | \$10 | \$65 | | | | |
| Winthrop College (S. C.)..... | 24,662 | 470,779 | 465,663 | 1,583,100 | | | 186 | | 40 | | | | | | |
| South Dakota State College of Agriculture and Mechanic Arts..... | 28,000 | 211,100 | 96,000 | 795,800 | 235,000 | \$975,604 | 151 | 4,660 | 12 | 20 | | | | | |
| South Dakota State School of Mines..... | 8,500 | 149,000 | 10,000 | 220,000 | 600,000 | | | | 12 | 12 | 50 | \$140 | | | |
| University of South Dakota..... | 42,000 | 220,000 | 50,000 | 600,000 | 200,000 | | | | 12 | 12 | 100 | | | | |
| University of Tennessee..... | 58,352 | 631,321 | 1,124,735 | 1,532,433 | 75,000 | 425,000 | 21 | 5,831 | 180 | 180 | | | | | (3) |
| Grubbs Vocational College (Tex.)..... | | 65,549 | 38,275 | 224,866 | | | | | | | | | | | |
| University of Texas..... | 205,100 | 1,036,734 | 500,000 | 2,494,140 | 242,600 | 11,013,028 | 20 | 8,300 | | | | | | | 1,150 |
| Agricultural and Mechanical College of Texas..... | 20,869 | 912,339 | 100,041 | 2,713,484 | 438,020 | 200,000 | | | | | | | | | |
| College of Industrial Arts (Tex.)..... | 13,000 | 250,000 | 175,000 | 1,000,000 | 450,000 | | | | | | | | | | |
| John Tarleton State Junior Agricultural College (Tex.)..... | 6,000 | 47,942 | 106,200 | 287,092 | 28,000 | 75,000 | 3 | 310 | | | | | | | |
| Agricultural College of Utah..... | 36,020 | 251,574 | 72,667 | 1,004,200 | | 281,368 | 15 | 6,700 | | | 50 | | | | 75 |
| University of Utah..... | 61,000 | 328,410 | 50,000 | 962,700 | | 61,500 | | | | | | | | | |
| University of Vermont and State Agricultural College..... | 115,195 | 359,200 | 100,000 | 1,670,000 | 200,000 | 1,103,086 | 4 | 2,800 | 175 | 175 | | | | 200 | |
| Virginia Agricultural and Mechanical College and Polytechnic Institute..... | 36,000 | 362,098 | 124,207 | 629,772 | 95,000 | 344,312 | 11 | 5,000 | 180 | 180 | | | | | |
| University of Virginia..... | 100,000 | 394,332 | 600,000 | 1,685,372 | 96,500 | 2,934,414 | 82 | 19,313 | 160 | (*) | 100 | 100 | | | |
| Virginia Military Institute..... | 23,000 | 31,881 | 67,500 | 871,084 | | 55,165 | 15 | | 175 | | | | | | |
| Medical College of Virginia..... | 5,800 | 161,000 | | 889,000 | | | 14 | | | | | | | | |
| College of William and Mary (Va.)..... | 23,000 | 100,000 | 50,000 | 475,000 | 280,000 | 154,000 | 20 | 100 | 190 | (*) | | | | 200 | \$340 |
| State College of Washington..... | 86,150 | 580,206 | 221,126 | 1,198,125 | 227,496 | 1,379,996 | 17 | 5,695 | (*) | (*) | | | | | |
| University of Washington..... | 346,936 | 711,791 | 1,316,462 | 2,631,462 | 52,910 | 7,646,551 | 20 | 7,896 | (*) | (*) | | | | | |
| West Virginia University..... | 77,034 | 724,805 | 1,000,000 | 985,500 | | 120,300 | | | 100 | 100 | (*) | | | | (*) |
| University of Wisconsin..... | 511,200 | 2,535,507 | 2,487,369 | 6,353,070 | 470,000 | 741,963 | 112 | 32,068 | 1124 | 1124 | | | | 1124 | |
| University of Wyoming..... | 52,969 | 242,312 | 194,700 | 1,246,500 | 225,000 | 1,602,318 | 2 | 95 | | | | | | | |

1 To nonresidents; free to residents.
 * \$100 to residents; \$150 to nonresidents.
 ** \$50 to residents; \$100 to nonresidents.
 *** \$20 to residents; \$150 to nonresidents.
 **** \$30 to residents; \$100 to nonresidents.
 ***** \$50 to residents; \$200 to nonresidents.



TABLE 28.—Publicly controlled universities, colleges, and professional schools—Receipts from all sources in 1921-22

| Institutions | From student fees | | | From State or city | | | From private benefactions | | | Total receipts exclusive of additions to endowment | | | |
|--|-------------------|---------|----------|--------------------|----------|-----------|---------------------------|-------------|---------|--|-----------|-----------|-----------|
| | 2 | 3 | 4 | 5 | 6 | 7 | 8 | 9 | 10 | | 11 | 12 | 13 |
| Alabama Polytechnic Institute..... | \$118,596 | \$4,225 | | \$21,440 | \$62,500 | \$275,175 | \$293,118 | | | | \$73,616 | \$848,670 | \$848,670 |
| Alabama Technical Institute and College for Women..... | 20,774 | 89,770 | | 21,324 | 75,000 | 53,750 | 2,281 | | | | 14,069 | 276,968 | 276,968 |
| University of Alabama..... | 127,239 | 24,559 | \$36,856 | 85,019 | 57,500 | 167,680 | 4,636 | | | | 21,439 | 558,471 | 558,471 |
| University of Arizona..... | 35,460 | 21,372 | 59,326 | 55,903 | 213,180 | 530,571 | 124,000 | | \$3,240 | \$30,953 | 54,130 | 1,129,592 | 1,129,592 |
| University of Arkansas..... | 60,345 | 3,260 | | 6,903 | | 518,731 | 225,741 | | | | 85,857 | 900,840 | 900,840 |
| University of California..... | 1,365,863 | | | 336,911 | 471,087 | 3,846,880 | 198,069 | \$1,297,494 | 316,651 | 144,000 | 1,120,033 | 9,089,618 | 8,772,967 |
| University of Colorado..... | 294,715 | | | 8,000 | | 570,500 | | | | | 93,457 | 966,672 | 966,672 |
| Colorado Agricultural College..... | 79,062 | | | 19,619 | 141,167 | 404,494 | 164,802 | | | | 181,831 | 680,975 | 680,975 |
| Connecticut Agricultural College..... | 50,513 | | | 6,750 | 185,788 | 181,187 | | 878 | | | | 232,578 | 232,578 |
| University of Delaware..... | 46,017 | | | 22,478 | 108,000 | 276,331 | 125,447 | | | 130 | 159,368 | 871,938 | 871,938 |
| University of Florida..... | 71,017 | 19,733 | 83,783 | 9,940 | 103,000 | 101,203 | 100,145 | | | 2,430 | 17,622 | 474,401 | 474,401 |
| Florida State College for Women..... | 53,025 | 7,428 | 66,846 | 2,064 | 103,000 | 254,146 | 190,851 | 290 | | 3,500 | 88,280 | 782,232 | 782,232 |
| University of Georgia..... | 144,188 | | | 42,901 | 103,000 | 147,500 | 1,500 | | | | 56,468 | 328,532 | 328,532 |
| Georgia School of Technology..... | 310,031 | | | 6,240 | | 335,650 | 27,692 | 532 | | 25,300 | 181,842 | 1,004,075 | 1,004,075 |
| Medical College of Georgia..... | 5,120 | | | | | 121,785 | 2,322 | | | | 51,238 | 494,366 | 494,366 |
| North Georgia Agricultural College..... | 2,000 | | | | | 75,200 | | 2,540 | | 12,500 | 180 | 95,200 | 95,200 |
| Georgia State College for Women..... | 8,100 | | | 8,000 | | 30,000 | | | | | 2,000 | 34,000 | 34,000 |
| University of Hawaii..... | 1,550 | 620 | | | 88,022 | 102,500 | 50,000 | | | | | 110,600 | 110,600 |
| University of Idaho..... | 8,769 | 12,909 | | 107,862 | | 148,503 | 123,639 | | | | 22,262 | 318,438 | 318,438 |
| Idaho Technical Institute..... | 745 | 9,024 | | | 62,000 | 483,333 | | | | | 156,355 | 935,482 | 935,482 |
| Joliet Junior College, Ill..... | 961 | | | | | 116,000 | | | 10,232 | | | 218,073 | 207,841 |
| University of Illinois..... | 620,104 | | | 32,450 | 311,641 | 3,658,877 | 330,872 | 5,948 | | | 323,945 | 5,283,837 | 5,283,837 |
| Indiana University..... | 224,629 | | | 45,872 | 2,674 | 1,060,321 | 4,660 | 367 | | | 30,028 | 1,308,551 | 1,308,551 |
| Purdue University, Ind..... | 165,628 | 1,401 | | 17,000 | 146,563 | 1,060,195 | 246,555 | | | 24,440 | 463,354 | 2,101,166 | 2,101,166 |
| Iowa State College of Agriculture and Mechanic Arts..... | 234,969 | 61,871 | | 39,039 | 360,000 | 1,932,000 | 238,646 | | | 6,409 | 592,108 | 3,505,042 | 3,505,042 |
| State University of Iowa..... | 286,709 | | | 17,027 | 428,575 | 1,488,103 | 8,404 | | | | 73,789 | 2,313,007 | 2,313,007 |
| Garden City Junior College, Kans..... | 117 | | | | | 10,037 | | | | | | 10,154 | 10,154 |
| University of Kansas..... | 198,380 | | | 11,171 | 490,000 | 1,068,804 | 611 | | | | 136,855 | 1,908,821 | 1,908,821 |
| Kansas State Agricultural College..... | 189,198 | | | 25,457 | 320,000 | 1,069,986 | 219,803 | | | | 431,641 | 2,256,085 | 2,256,085 |
| University of Kentucky..... | 64,868 | 1,847 | | 10,344 | 105,000 | 609,837 | 285,843 | | | 12,676 | 215,811 | 1,347,091 | 1,347,091 |

TABLE 28.—Publicly controlled universities, colleges, and professional schools—Receipts from all sources in 1921-22—Continued

| Institutions | From student fees | | | From productive funds | From State or city | | From private benefactions | | | From all other sources | Total receipts exclusive of additions to endowment | | |
|--|--|--------------------|------------------------------|-----------------------|-----------------------|----------------------|---------------------------|---------------|----------------------|------------------------|--|-----------|-----------|
| | For tuition and other educational services | For room and board | For non-educational services | | For increase of plant | For current expenses | For increase of plant | For endowment | For current expenses | | | | |
| I | 2 | 3 | 4 | 5 | 6 | 7 | 8 | 9 | 10 | 11 | 12 | 13 | 14 |
| University of Louisville, Ky. | \$103,972 | | | | | \$112,736 | | \$3,000 | \$10,000 | | \$2,386 | \$232,094 | \$222,094 |
| Louisiana State University and Agricultural and Mechanical College | 40,257 | | | \$14,556 | \$1,212,285 | 326,232 | \$222,156 | | | | 152,196 | 1,967,682 | 1,967,682 |
| University of Maine | 174,745 | \$18,401 | \$92,006 | 9,915 | 286,233 | 286,233 | 145,021 | | | | 89,489 | 815,810 | 815,810 |
| United States Naval Academy, Md. | 263,247 | 22,447 | 79,640 | 6,162 | 203,000 | 382,034 | 2,273,845 | | | | 105,625 | 2,273,845 | 2,273,845 |
| Massachusetts Agricultural College | 36,363 | 10,214 | 97,126 | 10,613 | 79,530 | 798,677 | 164,962 | | | | 109,434 | 1,227,116 | 1,227,116 |
| Lowell Textile School, Mass. | 46,094 | | | 11,000 | 158,355 | 158,355 | 93,388 | | | | 7,037 | 1,235,285 | 1,235,285 |
| University of Michigan | 899,590 | | | 84,752 | 1,050,000 | 3,000,000 | 18,191 | | 91,063 | \$98,184 | 1,181,432 | 6,423,212 | 6,332,149 |
| Detroit College of Medicine and Surgery, Mich. | 8,150 | | | 6,766 | | 77,720 | | | | | | 92,636 | 92,636 |
| Detroit Junior College, Mich. | 16,042 | | | 70,838 | 24,980 | 224,100 | 241,007 | | | 4,337 | 336,721 | 240,142 | 240,142 |
| Michigan Agricultural College | 132,426 | 30,924 | | | | 975,010 | | | | | | 1,816,253 | 1,816,253 |
| Grand Rapids Junior College, Mich. | 11,393 | | | | | 35,975 | | | | | | 47,368 | 47,368 |
| Michigan College of Mines | 34,692 | | | 273,236 | 31,025 | 115,466 | 253,950 | | | | 426,661 | 181,177 | 181,177 |
| University of Minnesota | 787,761 | | 805,512 | | 602,354 | 3,521,328 | | | | 292,217 | | 6,963,039 | 6,963,039 |
| Mississippi Agricultural and Mechanical College | 92,273 | | 140,885 | 14,357 | | 567,561 | 216,055 | | 1,581 | | 344,336 | 1,377,078 | 1,375,497 |
| Mississippi State College for Women | 2,393 | | 125,982 | 9,389 | | 133,291 | 6,983 | | | | 65,117 | 343,372 | 343,372 |
| University of Mississippi | 35,000 | | | 4,500 | 356,000 | 154,000 | | | | | | 549,500 | 549,500 |
| University of Missouri | 353,282 | 5,871 | 94,200 | 70,886 | 105,738 | 1,233,431 | 251,010 | 49,075 | 8,038 | 27,214 | 390,396 | 2,635,191 | 2,627,133 |
| Junior College of Kansas City, Mo. | 10,800 | | | | | 141,557 | | | | | | 152,357 | 152,357 |
| Montana College of Agriculture and Mechanic Arts | 23,545 | 4,270 | 15,014 | 43,629 | 297,260 | 426,430 | 132,607 | | | 211 | 20,277 | 963,263 | 963,263 |
| Montana State School of Mines | 1,578 | | | 36,213 | | 93,130 | | | | | | 131,494 | 131,494 |
| University of Montana | 37,859 | 9,800 | 46,111 | 40,182 | 363,369 | 343,023 | 1,500 | | | | 5,260 | 851,434 | 851,434 |
| University of Nebraska | 208,912 | 14,444 | 114,550 | 54,038 | 60,004 | 1,737,503 | 197,582 | | | | 490,288 | 2,877,981 | 2,877,981 |
| New University of Nevada | 42,250 | 8,335 | 42,063 | 16,141 | 10,468 | 197,070 | 110,162 | | | | 48,672 | 475,084 | 475,084 |
| New Hampshire College of Agriculture and Mechanic Arts | 82,665 | 36,870 | 69,412 | 38,131 | 18,750 | 594,733 | 110,331 | | | | 81,301 | 739,296 | 739,296 |
| University of New Mexico | 10,328 | 3,578 | 20,251 | 54,136 | | 93,890 | 2,176 | 800 | | 828 | 5,062 | 190,069 | 190,069 |

| | 7,254 | 12,678 | 29,200 | 18,501 | 4,710 | 5,230 | 4,804 | 62,840 | 63,840 |
|--|---------|---------|---------|-----------|-------|--------|---------|-----------|-----------|
| New Mexico School of Mines | | | | 50,000 | | | | | 390,253 |
| New Mexico College of Agriculture and Mechanic Arts | 6,783 | 18,800 | 24,834 | 73,457 | | | | | 1,037,154 |
| College of the City of New York | 303,928 | | | 99,000 | | | | | 938,327 |
| Hunter College of the City of New York | 31,655 | | | 18,500 | | | | | 100,050 |
| New York State College of Forestry | | | | 5,000 | | | | | 2,337,260 |
| United States Military Academy, N. Y. | 121,796 | 130,772 | 78,484 | 592,740 | | 5,230 | 59,432 | 1,800,586 | 1,830,586 |
| University of North Carolina | 85,675 | 179,211 | | 257,135 | | | | 963,924 | 963,924 |
| North Carolina College for Women | | | | | | | | | |
| North Carolina College of Agriculture and Engineering | | | | | | | | | |
| North Dakota Agricultural College | 95,426 | 138,973 | 7,700 | 461,286 | | | 201,808 | 1,585,932 | 1,585,932 |
| University of North Dakota | 36,646 | 27,565 | 48,206 | 401,340 | 3,257 | 5,013 | 67,548 | 763,710 | 763,710 |
| North Dakota State School of Science | 41,892 | 74,512 | 51,026 | 472,769 | | | 12,592 | 738,493 | 738,493 |
| Municipal University of Akron, Ohio | 4,915 | 3,226 | | 28,111 | | | 1,803 | 56,692 | 56,692 |
| Ohio University | 24,303 | | 4,384 | 310,340 | | | 1,244 | 340,481 | 340,481 |
| University of Cincinnati, Ohio | 75,527 | 26,493 | 19,552 | 281,125 | | | | 543,978 | 543,978 |
| Ohio State University | 293,998 | 165,707 | 62,687 | 411,546 | | | 16,454 | 928,210 | 928,210 |
| Miami University, Ohio | 352,362 | 10,246 | 37,469 | 2,025,912 | 4,000 | 27,180 | 591,588 | 4,383,645 | 4,383,645 |
| Toledo University, Ohio | 64,489 | 44,748 | 133,977 | 300,322 | 2,107 | 9,260 | 40,894 | 770,114 | 770,114 |
| Oklahoma College for Women | 2,056 | | 387 | 128,330 | | | 14,960 | 206,238 | 206,238 |
| Miami School of Mines, Okla. | | | | 118,750 | | | | 28,000 | 28,000 |
| University of Oklahoma | 83,260 | | 120,950 | 28,000 | | | 24,300 | 1,520,508 | 1,520,508 |
| Oklahoma School of Mines | 34,497 | | | 33,167 | | | | 67,664 | 67,664 |
| Oklahoma Agricultural and Mechanical College | | | | | | | | | |
| Oregon State Agricultural College | 40,684 | 3,695 | 39,011 | 464,371 | | | 273,931 | 1,208,036 | 1,208,036 |
| University of Oregon | 174,540 | 25,000 | 108,292 | 1,330,443 | | | 109,387 | 1,907,309 | 1,907,309 |
| Pennsylvania State College | 66,505 | | 2,200 | 910,120 | | | 7,917 | 986,742 | 986,742 |
| University of Porto Rico | 387,296 | 23,303 | 64,622 | 1,003,540 | | | 328,959 | 2,303,131 | 2,303,131 |
| Rhode Island State College | 8,356 | | 501 | 185,000 | | | 6,800 | 301,386 | 301,386 |
| College of Charleston, S. C. | 9,347 | 7,522 | 2,500 | 109,310 | | | 104,644 | 390,344 | 390,344 |
| Medical College of the State of South Carolina | 4,565 | | 10,430 | 21,388 | | | 46,313 | 37,983 | 37,983 |
| The Citadel, the Military College of South Carolina | 4,835 | | 25,000 | 85,455 | | | | 115,290 | 115,290 |
| Clemson Agricultural College, S. C. | 12,749 | | | 133,405 | | | 2,152 | 355,940 | 355,940 |
| Winthrop College, S. C. | 34,767 | 62,064 | 9,266 | 438,640 | | | 144,920 | 885,616 | 885,616 |
| South Dakota State College of Agricul- ture and Mechanic Arts | 40,400 | 24,102 | | 180,355 | | | 12,846 | 320,223 | 320,223 |
| University of South Dakota | | 64,927 | | 187,170 | | | 148 | 272,552 | 272,552 |
| University of South Dakota | 27,189 | 10,048 | 56,194 | 385,493 | | | 133,664 | 959,202 | 959,202 |
| Grubbs Vocational College, Tex. | 4,607 | | 9,533 | 107,900 | | | | 152,040 | 152,040 |
| University of Texas | 29,742 | | 18,074 | 294,400 | | | | 352,216 | 352,216 |
| Agricultural and Mechanical College of Texas | 205,554 | 16,647 | 24,210 | 305,607 | | | 108,514 | 1,053,474 | 1,053,474 |
| College of Industrial Arts, Tex. | 21,961 | 2,610 | 14,888 | 105,527 | | | 267,624 | 155,586 | 155,586 |
| John Tarleton Agricultural College, Tex. | 122,234 | 15,615 | 410,313 | 1,427,563 | | | | 2,350,132 | 2,350,132 |
| Agricultural College of Utah | 79,908 | 401,314 | 10,458 | 1,175,346 | | | 690,724 | 2,680,434 | 2,680,434 |
| | 42,796 | 25,885 | 30,450 | 282,990 | | | | 382,121 | 382,121 |
| | 14,064 | 40,344 | 7,486 | 175,020 | | | 15,369 | 236,650 | 236,650 |
| | 85,664 | 3,004 | 19,879 | 262,492 | | | 36,272 | 542,959 | 542,959 |

TABLE 28.—Publicly controlled universities, colleges, and professional schools—Receipts from all sources in 1921-22—Continued

| Institutions | From student fees. | | | From State or city | From United States Government | From private benefactions | | | Total receipts | Total receipts, exclusive of additions to endowment | | | |
|---|--|--------------------|-----------------------------|--------------------|-------------------------------|---------------------------|----------------------|---------------|----------------|---|------------------------|-----------|-----------|
| | For tuition and other educational services | For room and board | For noneducational services | | | For increase of plant | For current expenses | For endowment | | | From all other sources | | |
| 1 | 2 | 3 | 4 | 5 | 6 | 7 | 8 | 9 | 10 | 11 | 12 | 13 | 14 |
| University of Utah..... | \$122,930 | | | \$38,730 | \$7,000 | \$344,639 | \$9,436 | | | | \$64,366 | \$587,141 | \$587,141 |
| University of Vermont and State Agricultural College..... | 155,000 | \$23,146 | \$55,485 | 49,713 | 43,950 | 121,750 | 122,058 | \$21,290 | \$13,400 | | 137,502 | 699,344 | 685,944 |
| Virginia Polytechnic Institute..... | 38,484 | 24,375 | 117,923 | 20,659 | 30,000 | 375,509 | 274,977 | | | | 320,268 | 1,216,145 | 1,216,145 |
| University of Virginia..... | 191,687 | 12,877 | | 129,127 | | 227,627 | | 60,000 | 600,000 | \$40,142 | 11,074 | 1,292,534 | 692,534 |
| Virginia Military Institute..... | 47,762 | 11,160 | 139,466 | 1,353 | | 117,789 | | | | | 186,710 | 504,240 | 504,240 |
| Medical College of Virginia..... | 135,000 | | | | | 102,000 | | | | | | 237,000 | 237,000 |
| College of William and Mary, Va..... | 22,860 | 19,153 | 85,316 | 8,021 | 26,500 | 98,258 | | | | | 4,218 | 264,326 | 264,326 |
| State College of Washington..... | 85,092 | 26,335 | | 65,971 | 159,501 | 636,747 | 192,280 | | | | 283,270 | 1,439,196 | 1,439,196 |
| University of Washington..... | 99,309 | 9,233 | 115,081 | 112,634 | 304,138 | 826,967 | 1,069 | | | | 38,599 | 1,917,190 | 1,917,190 |
| West Virginia University..... | 215,580 | | 45,805 | 5,902 | 505,000 | 705,000 | 299,129 | | | | 89,667 | 1,866,392 | 1,866,392 |
| University of Wisconsin..... | 796,146 | 40,441 | 197,042 | 42,888 | 151,533 | 3,032,412 | 247,856 | 174,639 | | 28,768 | 999,742 | 5,701,507 | 5,701,507 |
| University of Wyoming..... | 27,422 | 10,446 | 42,248 | 89,926 | 159,332 | 174,077 | 110,089 | | | | 8,761 | 622,301 | 622,301 |

TABLE 29.—*Privately controlled universities, colleges, and professional schools—Instructors, students, and graduates in 1921-22*

| Location | Institution | Year of first opening | Professors and Instructors | | Students | | First degrees | | Graduate degrees | | Honorary degrees |
|-------------|--------------------------------|-----------------------|----------------------------|-------|----------|-------|---------------|-------|------------------|-------|------------------|
| | | | Men | Women | Men | Women | Men | Women | Men | Women | |
| 1 | 2 | 3 | 4 | 5 | 6 | 7 | 8 | 9 | 10 | 11 | 12 |
| ALABAMA | | | | | | | | | | | |
| Athens | Athens College for Young Women | 1843 | 3 | 14 | 0 | 108 | 0 | 11 | | | |
| | Preparatory | | 0 | 5 | 0 | 55 | | | | | |
| | Arts and sciences | | 2 | 6 | 0 | 53 | 0 | 11 | | | |
| | Home economics | | 0 | 1 | 0 | 18 | | | | | |
| | Music | | 1 | 2 | 0 | 45 | | | | | |
| Birmingham | Birmingham-Southern College | 1897 | 32 | 2 | 431 | 65 | 27 | 6 | 1 | 0 | 6 |
| | Preparatory | | 9 | 0 | 190 | 12 | | | | | |
| | Arts and sciences | | 16 | 2 | 200 | 45 | 19 | 6 | | | |
| | Graduate | | | | 1 | 3 | | | 1 | 0 | |
| | Law | | 8 | 0 | 42 | 5 | 8 | 0 | | | |
| | Extension courses | | 3 | 0 | 8 | 6 | | | | | |
| Do | Howard College | 1841 | 16 | 3 | 200 | 90 | 15 | 15 | | | |
| | Arts and sciences | | 16 | 3 | 200 | 90 | 15 | 15 | | | |
| | Summer school (1921) | | 16 | 5 | 50 | 250 | | | | | |
| | Extension courses | | 1 | 0 | 4 | 46 | | | | | |
| Marion | Judson College | 1839 | 6 | 21 | 0 | 281 | 0 | 34 | | | |
| | Arts and sciences | | 3 | 10 | 0 | 244 | 0 | 31 | | | |
| | Commerce | | | | 0 | 9 | | | | | |
| | Education | | 1 | 1 | 0 | 85 | | | | | |
| | Home economics | | 0 | 2 | 0 | 31 | | | | | |
| | Fine arts | | 0 | 1 | 0 | 10 | | | | | |
| | Music | | 2 | 8 | 0 | 78 | 0 | 3 | | | |
| | Expression | | 0 | 1 | 0 | 23 | | | | | |
| Do | Marion Institute ¹ | 1842 | 16 | 0 | 197 | 0 | | | | | |
| | Preparatory | | | | 117 | 0 | | | | | |
| | Arts and sciences | | 16 | 0 | 80 | 0 | | | | | |
| | Military drill | | | | 197 | 0 | | | | | |
| Montgomery | Woman's College of Alabama | 1910 | 3 | 24 | 0 | 373 | 0 | 43 | | | |
| | Arts and sciences | | 2 | 13 | 0 | 267 | 0 | 43 | | | |
| | Education | | 1 | 0 | 0 | 43 | | | | | |
| | Home economics | | 0 | 1 | 0 | 44 | | | | | |
| | Fine arts | | 0 | 8 | 0 | 69 | | | | | |
| | Music | | 1 | 3 | 0 | 169 | | | | | |
| St. Bernard | St. Bernard College | 1892 | 25 | 0 | 139 | 0 | | | | | |
| | Preparatory | | 14 | 0 | 122 | 0 | | | | | |
| | Arts and sciences | | 7 | 0 | 12 | 0 | | | | | |
| | Theology | | 6 | 0 | 5 | 0 | | | | | |
| Spring Hill | Spring Hill College | 1830 | 30 | 0 | 256 | 0 | 10 | 0 | | | |
| | Preparatory | | 11 | 0 | 156 | 0 | | | | | |
| | Arts and sciences | | 16 | 0 | 100 | 0 | 10 | 0 | | | |
| Talladega | Talladega College ¹ | 1860 | 15 | 13 | 145 | 179 | 15 | 11 | | | |
| | Preparatory | | 4 | 12 | 71 | 112 | | | | | |
| | Arts and sciences | | 9 | 1 | 56 | 66 | 15 | 11 | | | |
| | Theology | | 3 | 0 | 20 | 1 | | | | | |
| ARKANSAS | | | | | | | | | | | |
| Arkadelphia | Henderson-Brown College | 1890 | 8 | 12 | 152 | 183 | 8 | 10 | | | |
| | Preparatory | | 2 | 3 | 45 | 29 | | | | | |
| | Arts and sciences | | 5 | 4 | 102 | 105 | 8 | 7 | | | |
| | Commerce | | | | 3 | 12 | | | | | |
| | Home economics | | 0 | 1 | 0 | 19 | | | | | |
| | Fine arts | | 0 | 3 | 0 | 18 | | | | | |
| | Music | | 1 | 5 | 2 | 40 | 0 | 3 | | | |
| Do | Ouachita College | 1886 | 9 | 3 | 127 | 130 | 15 | 13 | 0 | 1 | |
| | Arts and sciences | | 9 | 3 | 127 | 130 | 15 | 13 | 0 | 1 | |
| | Military drill | | | | 112 | 0 | | | | | |
| Batesville | Arkansas College | 1872 | 9 | 7 | 85 | 103 | | | | | |
| | Preparatory | | 1 | 1 | 31 | 22 | | | | | |
| | Arts and sciences | | 8 | 3 | 53 | 44 | | | | | |
| | Music | | 0 | 3 | 3 | 59 | | | | | |
| Clarksville | College of the Ozarks | 1891 | 6 | 8 | 68 | 53 | | | | | |
| | Preparatory | | | | 52 | 33 | | | | | |
| | Arts and sciences | | 6 | 8 | 16 | 20 | | | | | |
| | Home economics | | 0 | 1 | 0 | 17 | | | | | |
| | Fine arts | | 0 | 1 | 0 | 14 | | | | | |
| | Expression | | 0 | 1 | 2 | 14 | | | | | |

¹ Junior college.

² Colored.

TABLE 29.—*Privately controlled universities, colleges, and professional schools—Instructors, students, and graduates in 1921-22—Continued*

| Location | Institution | Year of first opening | Professors and Instructors | | Students | | First degrees | | Graduate degrees | | Honorary degrees |
|------------------|---|-----------------------|----------------------------|-------|----------|-------|---------------|-------|------------------|-------|------------------|
| | | | Men | Women | Men | Women | Men | Women | Men | Women | |
| 1 | 2 | 3 | 4 | 5 | 6 | 7 | 8 | 9 | 10 | 11 | 12 |
| ARKANSAS—CON. | | | | | | | | | | | |
| Conway..... | Central Baptist College..... | 1892 | 3 | 16 | 0 | 170 | 0 | 6 | | | |
| | Preparatory..... | | 0 | 4 | 0 | 43 | | | | | |
| | Arts and sciences..... | | 2 | 6 | 0 | 65 | 0 | 6 | | | |
| | Education..... | | 1 | 0 | 0 | 18 | | | | | |
| | Home economics..... | | 0 | 1 | 0 | 18 | | | | | |
| | Fine arts..... | | 0 | 1 | 0 | 12 | | | | | |
| | Music..... | | 1 | 4 | 0 | 102 | | | | | |
| Do..... | Hendrix College..... | 1884 | 17 | 2 | 309 | 60 | | | | | |
| | Preparatory..... | | 5 | 0 | 69 | 12 | | | | | |
| | Arts and sciences..... | | 12 | 2 | 240 | 48 | | | | | |
| Eureka Springs.. | Crescent College ¹ | 1908 | 2 | 12 | 0 | 80 | | | | | |
| | Preparatory..... | | 0 | 6 | 0 | 25 | | | | | |
| | Arts and sciences..... | | 1 | 4 | 0 | 35 | | | | | |
| | Fine arts..... | | 0 | 1 | 0 | 4 | | | | | |
| | Music..... | | 1 | 2 | 0 | 16 | | | | | |
| Little Rock..... | Arkansas Baptist College ² | 1886 | 8 | 5 | 128 | 137 | | | | | |
| | Preparatory..... | | | | | 97 | | | | | |
| | Arts and sciences..... | | 8 | 5 | 20 | 4 | | | | | |
| | Theology..... | | | | 18 | 0 | | | | | |
| Do..... | Little Rock College..... | 1908 | 24 | 0 | 220 | 0 | 18 | 0 | | | |
| | Preparatory..... | | 8 | 0 | 104 | 0 | | | | | |
| | Arts and sciences..... | | 16 | 0 | 116 | 0 | 15 | 0 | | | |
| | Military drill..... | | | | 104 | 0 | | | | | |
| Do..... | St. John's Seminary (theology) | | 7 | 0 | 36 | 0 | | | | | |
| Searcy..... | Galloway College..... | 1889 | 1 | 23 | 0 | 262 | 0 | 28 | | | |
| | Preparatory..... | | 0 | 4 | 0 | 96 | | | | | |
| | Arts and sciences..... | | 1 | 7 | 0 | 166 | 0 | 28 | | | |
| | Education..... | | 0 | 1 | 0 | 15 | | | | | |
| | Home Economics..... | | 0 | 2 | 0 | 40 | | | | | |
| | Fine arts..... | | 0 | 2 | 0 | 51 | | | | | |
| | Music..... | | 0 | 8 | 0 | 174 | | | | | |
| CALIFORNIA | | | | | | | | | | | |
| Berkeley..... | Berkeley Baptist Divinity School..... | 1905 | 8 | 0 | 27 | 2 | 4 | 0 | | | |
| Do..... | Pacific School of Religion..... | | 8 | 0 | 41 | 13 | 4 | 0 | 2 | 1 | 2 |
| Do..... | Pacific Unitarian School for the Ministry..... | 1905 | 3 | 1 | 9 | 2 | | | | | |
| Claremont..... | Pomona College..... | 1888 | 57 | 15 | 381 | 426 | 50 | 89 | 1 | 6 | 3 |
| | Arts and sciences..... | | 52 | 14 | 341 | 409 | 50 | 89 | | | |
| | Graduate..... | | 16 | 3 | 6 | 25 | | | 1 | 6 | |
| | Special..... | | | | 10 | 9 | | | | | |
| | Education..... | | 13 | 6 | 39 | 97 | | | | | |
| | Fine arts..... | | 1 | 1 | 8 | 32 | | | | | |
| | Music..... | | 6 | 3 | 68 | 138 | | | | | |
| | Summer school (1921)..... | | | | 25 | 19 | | | | | |
| | Military drill..... | | | | 267 | 0 | | | | | |
| Loma Linda..... | College of Medical Evangelists..... | 1909 | 136 | 15 | 185 | 22 | 20 | 3 | | | |
| | Medicine..... | | 128 | 10 | 181 | 17 | 20 | 3 | | | |
| | Medical missionary course..... | | 8 | 5 | 4 | 5 | | | | | |
| Los Angeles..... | California School of Christianity..... | 1920 | 5 | 1 | 29 | 43 | | | | | |
| | Preparatory..... | | 2 | 1 | 5 | 3 | | | | | |
| | Arts and sciences..... | | 4 | 0 | 24 | 40 | | | | | |
| | Theology..... | | 3 | 0 | 16 | 5 | | | | | |
| Do..... | Occidental College (arts and sciences) ¹ | 1887 | 29 | 7 | 250 | 249 | 28 | 37 | | | 2 |
| Do..... | University of Southern California ² | 1880 | 165 | 64 | 1,756 | 1,438 | 140 | 134 | 23 | 14 | 3 |
| | Preparatory..... | | 5 | 22 | 80 | 82 | | | | | |
| | Arts and sciences..... | | 69 | 34 | 880 | 957 | 70 | 122 | | | |
| | Graduate..... | | | | 51 | 116 | | | 19 | 12 | |
| | Special..... | | 1 | 4 | 75 | 182 | | | | | |
| | Music..... | | 13 | 7 | 72 | 279 | | | | | |
| | Theology..... | | 4 | 0 | 32 | 3 | 6 | 0 | | | |
| | Law..... | | 29 | 1 | 415 | 32 | 29 | 3 | 3 | 2 | |
| | Dentistry..... | | 43 | 0 | 216 | 9 | 19 | 1 | | | |
| | Pharmacy..... | | 3 | 0 | 64 | 22 | 16 | 8 | 1 | 0 | |
| | Summer school (1921)..... | | 57 | 19 | (914) | | | | | | |

¹ Junior college.² Colored.³ Statistics for 1920.

TABLE 29.—Privately controlled universities, colleges, and professional schools—
Instructors, students, and graduates in 1921-22—Continued

| Location | Institution | Year of first opening | Professors and Instructors | | Students | | First degrees | | Graduate degrees | | Honorary degrees |
|----------------------|---|-----------------------|----------------------------|-------|----------|-------|---------------|-------|------------------|-------|------------------|
| | | | Men | Women | Men | Women | Men | Women | Men | Women | |
| 1 | 2 | 3 | 4 | 5 | 6 | 7 | 8 | 9 | 10 | 11 | 12 |
| CALIFORNIA—continued | | | | | | | | | | | |
| Mills College | Mills College | 1865 | 22 | 45 | 0 | 500 | 0 | 59 | 0 | 3 | |
| | Arts and sciences | | 22 | 45 | 0 | 494 | 0 | 59 | | | |
| | Graduate | | | | 0 | 6 | | | 0 | 3 | |
| Oakland | St. Mary's College | 1863 | 34 | 0 | 456 | 0 | 19 | 0 | 1 | 0 | |
| | Preparatory | | 10 | 0 | 294 | 0 | | | | | |
| | Arts and sciences | | 8 | 0 | 56 | 0 | 3 | 0 | | | |
| | Graduate | | 2 | 0 | 8 | 0 | | | 1 | 0 | |
| | Special | | 2 | 0 | 24 | 0 | | | | | |
| | Civil engineering | | 4 | 0 | 32 | 0 | 4 | 0 | | | |
| | Commerce | | 6 | 0 | 40 | 0 | 12 | 0 | | | |
| | Education | | 4 | 0 | 8 | 0 | | | | | |
| | Music | | 2 | 0 | 28 | 0 | | | | | |
| Pasadena | California Institute of Technology | 1891 | 75 | 0 | 448 | 0 | 69 | 0 | 5 | 0 | |
| | Science | | 25 | 0 | 58 | 0 | 6 | 0 | | | |
| | Graduate | | 16 | 0 | 27 | 0 | | | 5 | 0 | |
| | General engineering | | | | 21 | 0 | 9 | 0 | | | |
| | Chemical engineering | | 20 | 0 | 78 | 0 | 10 | 0 | | | |
| | Civil engineering | | 4 | 0 | 64 | 0 | 13 | 0 | | | |
| | Electrical engineering | | 3 | 0 | 137 | 0 | 17 | 0 | | | |
| | Mechanical engineering | | 7 | 0 | 90 | 0 | 14 | 0 | | | |
| | Military drill | | | | 260 | 0 | | | | | |
| Redlands | University of Redlands | 1909 | 16 | 8 | 166 | 215 | 21 | 14 | | | |
| | Arts and sciences | | 16 | 8 | 159 | 187 | 21 | 14 | | | |
| | Special | | | | 7 | 28 | | | | | |
| St. Helena | Pacific Union College | 1888 | 17 | 12 | 228 | 163 | 34 | 5 | | | |
| | Preparatory | | 14 | 3 | 110 | 83 | | | | | |
| | Arts and sciences | | 17 | 12 | 115 | 68 | 28 | 4 | | | |
| | Special | | | | 3 | 12 | | | | | |
| | Commerce | | 2 | 1 | 15 | 15 | | | | | |
| | Education | | 0 | 4 | 8 | 2 | | | | | |
| | Music | | 2 | 2 | 25 | 50 | | | | | |
| | Theology | | | | 11 | 1 | 6 | 1 | | | |
| San Anselmo | San Francisco Theological Seminary | 1871 | 9 | 0 | 68 | 29 | 11 | 0 | | | |
| | Summer school (1921) | | | | 0 | 23 | | | | | |
| | Correspondence courses | | | | 9 | 0 | | | | | |
| San Francisco | Church Divinity School of the Pacific | 1893 | 5 | 0 | 9 | 0 | | | | | 1 |
| Do | College of Physicians and Surgeons (dental) | 1896 | 30 | 2 | 232 | 2 | 23 | 1 | | | |
| Do | Kent Law School | 1891 | 1 | 0 | 15 | 0 | | | | | |
| Do | St. Ignatius College | 1855 | 30 | 0 | 543 | 0 | 11 | 0 | | | |
| | Preparatory | | 18 | 0 | 357 | 0 | | | | | |
| | Arts and sciences | | 9 | 0 | 41 | 0 | 3 | 0 | | | |
| | Law | | 10 | 0 | 145 | 0 | 8 | 0 | | | |
| Do | Y. M. C. A. School of Law | | 9 | 0 | 60 | 0 | 4 | 0 | | | |
| San Jose | College of Notre Dame | 1851 | 2 | 24 | 0 | 260 | | | | | |
| | Preparatory | | 0 | 20 | 0 | 240 | | | | | |
| | Arts and sciences | | 2 | 4 | 0 | 20 | | | | | |
| Do | College of the Pacific | 1851 | 26 | 22 | 209 | 253 | 15 | 22 | | | |
| | Preparatory | | 2 | 9 | 31 | 20 | | | | | |
| | Arts and sciences | | 18 | 6 | 138 | 111 | 13 | 14 | | | |
| | Graduate | | | | 3 | 2 | | | | | |
| | Special | | | | 17 | 1 | | | | | |
| | Music | | 6 | 7 | 20 | 119 | 2 | 8 | | | |
| San Rafael | Dominican College | | 5 | 40 | 0 | 280 | 0 | 8 | | | |
| | Preparatory | | 0 | 18 | 0 | 180 | | | | | |
| | Arts and sciences | | 5 | 22 | 0 | 90 | 0 | 8 | | | |
| | Special | | | | 0 | 10 | | | | | |
| Santa Clara | University of Santa Clara | 1851 | 41 | 0 | 382 | 0 | 19 | 0 | | | |
| | Preparatory | | 14 | 0 | 217 | 0 | | | | | |
| | Arts and sciences | | 13 | 0 | 90 | 0 | 7 | 0 | | | |
| | Special | | | | 2 | 0 | | | | | |
| | General engineering | | 4 | 0 | 28 | 0 | | | | | |

* Engineering faculty.

TABLE 29.—*Privately controlled universities, colleges, and professional schools—Instructors, students, and graduates in 1921-22—Continued*

| Location | Institution | Year of first opening | Professors and instructors | | Students | | First degrees | | Graduate degrees | | Honorary degrees |
|----------------------|--------------------------------------|-----------------------|----------------------------|-------|----------|-------|---------------|-------|------------------|-------|------------------|
| | | | Men | Women | Men | Women | Men | Women | Men | Women | |
| 1 | 2 | 3 | 4 | 5 | 6 | 7 | 8 | 9 | 10 | 11 | 12 |
| CALIFORNIA—continued | | | | | | | | | | | |
| Santa Clara | University of Santa Clara—Continued | | | | | | | | | | |
| | Civil engineering | | | | 6 | 0 | 1 | 0 | | | |
| | Electrical engineering | | | | 16 | 0 | 3 | 0 | | | |
| | Mechanical engineering | | | | 12 | 0 | | | | | |
| | Law | | 9 | 0 | 29 | 0 | 8 | 0 | | | |
| Stanford University | Leland Stanford Junior University | 1891 | 238 | 17 | 2,603 | 500 | 476 | 145 | 53 | 32 | |
| | Arts and sciences | | 108 | 11 | 2,190 | 325 | 393 | 141 | | | |
| | Graduate | | | | 309 | 175 | | | 53 | 32 | |
| | Special | | | | 95 | 0 | | | | | |
| | Chemical engineering | | | | 12 | 0 | 12 | 0 | | | |
| | Civil engineering | | 5 | 0 | 59 | 1 | 1 | 0 | | | |
| | Electrical engineering | | 4 | 0 | 11 | 0 | 9 | 0 | | | |
| | Mechanical engineering | | 11 | 0 | 130 | 0 | 7 | 0 | | | |
| | Mining engineering | | 5 | 0 | 75 | 0 | 5 | 0 | | | |
| | Journalism | | 2 | 0 | 30 | 10 | | | | | |
| | Education | | 7 | 1 | 30 | 28 | | | | | |
| | Fine arts | | | | 4 | 10 | | | | | |
| | Law | | 7 | 0 | 153 | 4 | 25 | 0 | | | |
| | Medicine | | 89 | 5 | 149 | 21 | 24 | 4 | | | |
| | Summer school (1921) | | 107 | 19 | 855 | 280 | | | | | |
| | Military drill | | | | 165 | 0 | | | | | |
| Whittier | Whittier College (arts and sciences) | 1901 | 11 | 9 | 103 | 88 | 12 | 9 | | | |
| COLORADO | | | | | | | | | | | |
| Colorado Springs | Colorado College | 1871 | 51 | 11 | 361 | 355 | 22 | 32 | 1 | 1 | 3 |
| | Arts and sciences | | 34 | 11 | 240 | 279 | 19 | 30 | | | |
| | Graduate | | | | 2 | 10 | | | 1 | 1 | |
| | Special | | | | 20 | 84 | | | | | |
| | General engineering | | 3 | 0 | 14 | 0 | | | | | |
| | Chemical engineering | | 2 | 1 | 2 | 0 | 1 | 0 | | | |
| | Civil engineering | | 2 | 0 | 22 | 0 | 1 | 0 | | | |
| | Electrical engineering | | 2 | 0 | 9 | 0 | | | | | |
| | Forestry | | 1 | 0 | 2 | 0 | | | | | |
| | Commerce | | 4 | 1 | 54 | 8 | 1 | 2 | | | |
| | Music | | 4 | 1 | 7 | 45 | | | | | |
| Denver | Colorado Woman's College | 1909 | 0 | 15 | 0 | 112 | | | | | |
| | Preparatory | | 0 | 4 | 0 | 63 | | | | | |
| | Arts and sciences | | 0 | 7 | 0 | 49 | | | | | |
| | Fine arts | | 0 | 4 | 0 | 48 | | | | | |
| | Music | | 0 | 2 | 0 | 42 | | | | | |
| Do | Regis College | 1888 | 20 | 0 | 308 | 0 | 2 | 0 | | | 1 |
| | Preparatory | | 15 | 0 | 248 | 0 | | | | | |
| | Arts and sciences | | 10 | 0 | 60 | 0 | 2 | 0 | | | |
| | Music | | 1 | 0 | 20 | 0 | | | | | |
| Denver | University of Denver | 1864 | 110 | 20 | 1,647 | 665 | 115 | 78 | 18 | 7 | 1 |
| | Arts and sciences | | 33 | 15 | 495 | 546 | 52 | 74 | 18 | 7 | |
| | Graduate | | 14 | 2 | 30 | 18 | | | 18 | 7 | |
| | Chemical engineering | | | | 50 | 0 | 4 | 0 | | | |
| | Civil engineering | | | | 40 | 0 | | | | | |
| | Commerce | | 27 | 2 | 630 | 90 | 12 | 2 | | | |
| | Law | | 22 | 0 | 131 | 5 | 18 | 0 | | | |
| | Dentistry | | 25 | 1 | 246 | 4 | 28 | 2 | | | |
| | Pharmacy | | | | 25 | 2 | 1 | 0 | | | |
| | Summer school (1921) | | 20 | 4 | 126 | 453 | | | | | |
| | Extension courses | | 15 | 8 | 52 | 701 | | | | | |
| Do | Westminster Law School | | 10 | 0 | 52 | 5 | 10 | 0 | | | |
| CONNECTICUT | | | | | | | | | | | |
| Hartford | Trinity College | 1824 | 33 | 0 | 268 | 0 | 37 | 0 | 2 | 0 | 10 |
| | Arts and sciences | | 33 | 0 | 245 | 0 | 37 | 0 | | | |
| | Graduate | | | | 12 | 0 | | | 2 | 0 | |
| | Special | | | | 11 | 0 | | | | | |

¹ Junior College.

TABLE 29.—Privately controlled universities, colleges, and professional schools—
Instructors, students, and graduates in 1921-22—Continued

| Location | Institution | Year of first opening | Professors and instructors | | Students | | First degrees | | Graduate degrees | | Honorary degrees |
|-----------------------|--------------------------------|-----------------------|----------------------------|-------|----------|-------|---------------|-------|------------------|-------|------------------|
| | | | Men | Women | Men | Women | Men | Women | Men | Women | |
| 1 | 2 | 3 | 4 | 5 | 6 | 7 | 8 | 9 | 10 | 11 | 12 |
| CONNECTICUT—continued | | | | | | | | | | | |
| Middletown | Wesleyan University | 1831 | 52 | 0 | 540 | 0 | 113 | 0 | 2 | 0 | 5 |
| | Arts and sciences | | 52 | 0 | 532 | 0 | 113 | 0 | | | |
| | Graduate | | | | 3 | 0 | | | 2 | 0 | |
| | Special | | | | 5 | 0 | | | | | |
| New Haven | Yale University | 1701 | 437 | 8 | 3,721 | 209 | 451 | 6 | 85 | 21 | 14 |
| | Arts and sciences | | 201 | 0 | 2,421 | 0 | 326 | 0 | | | |
| | Graduate | | 220 | 3 | 648 | 91 | | | 63 | 21 | |
| | Special | | | | 35 | 25 | | | | | |
| | Civil engineering | | 5 | 0 | 10 | 0 | | | 1 | 0 | |
| | Electrical engineering | | 7 | 0 | 23 | 0 | | | | | |
| | Mechanical engineering | | 12 | 0 | 21 | 0 | | | 1 | 0 | |
| | Mining and metallurgy | | 3 | 0 | 5 | 0 | | | | | |
| | Architecture | | 3 | 0 | 20 | 0 | 4 | 0 | | | |
| | Forestry | | 8 | 0 | 33 | 0 | | | 18 | 0 | |
| | Education | | 5 | 1 | 330 | 0 | | | | | |
| | Fine arts | | 6 | 0 | 38 | 13 | | | | | |
| | Music | | 11 | 0 | 21 | 57 | 5 | 3 | | | |
| | Theology | | 18 | 0 | 134 | 0 | 42 | 0 | | | |
| | Law | | 12 | 0 | 199 | 14 | 53 | 1 | 2 | 0 | |
| | Medicine | | 25 | 4 | 154 | 9 | 21 | 2 | | | |
| | Summer school (1921) | | | | 172 | 0 | | | | | |
| | Military drill | | | | 422 | 0 | | | | | |
| New London | Connecticut College for Women | 1915 | 17 | 25 | 0 | 389 | 0 | 40 | | | |
| | Arts and sciences | | 17 | 25 | 0 | 378 | 0 | 40 | | | |
| | Special | | | | 0 | 11 | | | | | |
| DISTRICT OF COLUMBIA | | | | | | | | | | | |
| Washington | American University (graduate) | 1914 | 44 | 0 | 134 | 41 | | | 24 | 1 | |
| | Summer school (1921) | | | | 58 | 12 | | | | | |
| Do | Catholic Sisters College | 1911 | 34 | 8 | 0 | 115 | 0 | 43 | 0 | 11 | |
| | Arts and sciences | | 34 | 8 | 0 | 100 | 0 | 43 | | | |
| | Graduate | | | | 0 | 15 | | | 0 | 11 | |
| | Summer school (1921) | | 30 | 0 | 0 | 420 | | | | | |
| Do | Catholic University of America | 1889 | 97 | 0 | 665 | 2 | 55 | 0 | 65 | 1 | |
| | Arts and sciences | | 86 | 0 | 372 | 0 | 19 | 0 | | | |
| | Graduate | | | | 245 | 2 | | | 49 | 1 | |
| | Chemical engineering | | 6 | 0 | 23 | 0 | 4 | 0 | | | |
| | Civil engineering | | 3 | 0 | 28 | 0 | 6 | 0 | | | |
| | Electrical engineering | | 3 | 0 | 48 | 0 | 7 | 0 | | | |
| | Mechanical engineering | | 5 | 0 | 34 | 0 | 8 | 0 | | | |
| | Architecture | | 3 | 0 | 11 | 0 | 2 | 0 | | | |
| | Theology | | 16 | 0 | 39 | 0 | | | 16 | 0 | |
| | Law | | 7 | 0 | 65 | 0 | 9 | 0 | | | |
| Do | Georgetown University | 1789 | 251 | 0 | 2,587 | 0 | 399 | 0 | 59 | 0 | 4 |
| | Arts and sciences | | 38 | 0 | 508 | 0 | 83 | 0 | | | |
| | Graduate | | 14 | 0 | 25 | 0 | | | 15 | 0 | |
| | Foreign service | | 37 | 0 | 452 | 0 | 12 | 0 | 10 | 0 | |
| | Law | | 41 | 0 | 1,252 | 0 | 265 | 0 | 34 | 0 | |
| | Medicine | | 102 | 0 | 204 | 0 | 22 | 0 | | | |
| | Dentistry | | 35 | 0 | 146 | 0 | 17 | 0 | | | |
| | Military drill | | | | 206 | 0 | | | | | |
| Do | George Washington University | 1821 | 280 | 8 | 3,255 | 1,380 | 208 | 105 | 60 | 19 | 5 |
| | Arts and sciences | | 49 | 4 | 1,428 | 828 | 95 | 67 | | | |
| | Graduate | | 44 | 1 | 203 | 120 | | | 52 | 19 | |
| | General engineering | | | | 115 | 0 | | | | | |
| | Chemical engineering | | 33 | 0 | 60 | 0 | 2 | 0 | | | |
| | Civil engineering | | | | 108 | 0 | 5 | 0 | 1 | 0 | |
| | Electrical engineering | | | | 85 | 0 | 1 | 0 | | | |
| | Mechanical engineering | | | | 87 | 0 | 5 | 0 | | | |
| | Architecture | | | | 40 | 2 | 1 | 0 | | | |
| | Education | | 31 | 3 | 40 | 335 | 8 | 27 | | | |
| | Law | | 25 | 0 | 944 | 100 | 165 | 11 | 13 | 0 | |
| | Medicine | | 102 | 1 | 143 | 8 | 15 | 0 | | | |
| | Pharmacy | | 30 | 1 | 24 | 1 | 1 | 0 | | | |
| | Summer school (1921) | | | | 418 | 454 | | | | | |

* Engineering faculty.

TABLE 29.—*Privately controlled universities, colleges, and professional schools—Instructors, students, and graduates in 1921-22—Continued*

| Location | Institution | Year of first opening | Professors and instructors | | Students | | First degrees | | Graduate degrees | | Honorary degrees |
|---------------------------|---------------------------------|-----------------------|----------------------------|-------|----------|-------|---------------|-------|------------------|-------|------------------|
| | | | Men | Women | Men | Women | Men | Women | Men | Women | |
| 1 | 2 | 3 | 4 | 5 | 6 | 7 | 8 | 9 | 10 | 11 | 12 |
| DISTRICT OF COLUMBIA—CON. | | | | | | | | | | | |
| Washington | Howard University ¹ | 1867 | 141 | 14 | 1,412 | 366 | 203 | 38 | 0 | 2 | 4 |
| | Arts and sciences | | 22 | 5 | 495 | 194 | 59 | 18 | | | |
| | Graduate | | 1 | 0 | 0 | 2 | | | 0 | 2 | |
| | Special | | | | 138 | 29 | | | | | |
| | Civil engineering | | 2 | 0 | 14 | 0 | 1 | 0 | | | |
| | Electrical engineering | | 1 | 0 | 12 | 0 | | | | | |
| | Mechanical engineering | | 2 | 0 | 5 | 0 | | | | | |
| | Architecture | | 2 | 0 | 16 | 0 | | | | | |
| | Commerce | | 3 | 0 | 39 | 2 | 9 | 1 | | | |
| | Journalism | | | | 0 | 1 | | | | | |
| | Education | | 8 | 1 | 13 | 25 | | | | | |
| | Home economics | | 0 | 2 | 0 | 31 | 0 | 9 | | | |
| | Music | | 3 | 5 | 10 | 34 | 3 | 2 | | | |
| | Theology | | 7 | 0 | 31 | 0 | 6 | 0 | | | |
| | Law | | 10 | 0 | 143 | 12 | 52 | 4 | | | |
| | Medicine | | 48 | 1 | 194 | 6 | 22 | 0 | | | |
| | Dentistry | | 28 | 0 | 230 | 5 | 35 | 1 | | | |
| | Pharmacy | | 7 | 0 | 72 | 25 | 16 | 3 | | | |
| | Correspondence courses | | 1 | 0 | 106 | 0 | | | | | |
| | Military drill | | | | 439 | 0 | | | | | |
| Do | National University Law School | 1869 | 35 | 0 | 570 | 30 | 136 | 40 | 120 | 5 | |
| Do | Trinity College | 1900 | 14 | 33 | 0 | 368 | 0 | 75 | 0 | 6 | |
| | Arts and sciences | | 14 | 33 | 0 | 360 | 0 | 75 | | | |
| | Graduate | | | | 0 | 8 | | | 0 | 6 | |
| Do | Washington College of Law | 1896 | 21 | 9 | 127 | 89 | 36 | 15 | 8 | 4 | |
| | Summer school (1921) | | 3 | 1 | 18 | 17 | | | | | |
| FLORIDA | | | | | | | | | | | |
| De Land | John B. Stetson University | 1887 | 22 | 14 | 242 | 301 | 28 | 20 | 3 | 2 | |
| | Preparatory | | 5 | 5 | 86 | 113 | | | | | |
| | Arts and sciences | | 13 | 9 | 60 | 154 | 10 | 16 | | | |
| | Graduate | | | | 10 | 21 | | | 3 | 2 | |
| | Special | | | | 8 | 6 | | | | | |
| | General engineering | | | | 29 | 0 | | | | | |
| | Law | | 4 | 0 | 49 | 7 | 18 | 4 | | | |
| Winter Park | Rollins College | 1885 | 14 | 22 | 103 | 239 | 2 | 7 | | | |
| | Preparatory | | 1 | 3 | 28 | 22 | | | | | |
| | Arts and sciences | | 12 | 10 | 53 | 96 | 2 | 7 | | | |
| | Music | | 1 | 9 | 22 | 121 | | | | | |
| GEORGIA | | | | | | | | | | | |
| Atlanta | Atlanta College of Pharmacy | 1891 | 6 | 0 | 71 | 0 | 22 | 0 | | | |
| Do | Atlanta Law School | 1908 | 14 | 0 | 120 | 5 | 44 | 2 | | | |
| Do | Atlanta-Southern Dental College | 1887 | 35 | 1 | 375 | 1 | 32 | 0 | | | |
| Do | Atlanta University ¹ | 1869 | 10 | 16 | 173 | 376 | 10 | 5 | | | |
| | Preparatory | | 9 | 13 | 128 | 273 | | | | | |
| | Arts and sciences | | 7 | 3 | 45 | 46 | 10 | 5 | | | |
| | Education | | 5 | 7 | 0 | 57 | | | | | |
| Do | Morehouse College ¹ | 1870 | 16 | 4 | 480 | 0 | 25 | 0 | | | 3 |
| | Preparatory | | 13 | 4 | 346 | 0 | | | | | |
| | Arts and sciences | | 16 | 2 | 134 | 0 | 20 | 0 | | | |
| | Education | | | | 15 | 0 | | | | | |
| | Music | | | | 262 | 0 | | | | | |
| | Theology | | | | 24 | 0 | 5 | 0 | | | |
| Augusta | Paine College ¹ | 1884 | 6 | 7 | 69 | 58 | 1 | 0 | | | |
| | Preparatory | | 2 | 5 | 54 | 46 | | | | | |
| | Arts and sciences | | 3 | 2 | 15 | 12 | 1 | 0 | | | |
| College Park | Cox College | 1843 | 0 | 18 | 0 | 119 | 0 | 11 | | | |
| | Preparatory | | 0 | 2 | 0 | 52 | | | | | |
| | Arts and sciences | | 5 | 13 | 0 | 67 | 0 | 11 | | | |
| | Commerce | | 1 | 1 | 0 | 24 | | | | | |
| | Journalism | | 1 | 1 | 0 | 2 | | | | | |
| | Education | | 1 | 1 | 0 | 12 | | | | | |
| | Home economics | | 0 | 1 | 0 | 18 | | | | | |
| | Fine arts | | 0 | 1 | 0 | 6 | | | | | |
| | Music | | 0 | 6 | 0 | 44 | | | | | |

¹ Colored.

TABLE 29.—*Privately controlled universities, colleges, and professional schools—Instructors, students, and graduates in 1921-22—Continued*

| Location | Institution | Year of first opening | Professors and instructors | | Students | | First degrees | | Graduate degrees | | Honorary degrees |
|------------------|---|-----------------------|----------------------------|-------|----------|-------|---------------|-------|------------------|-------|------------------|
| | | | Men | Women | Men | Women | Men | Women | Men | Women | |
| 1 | 2 | 3 | 4 | 5 | 6 | 7 | 8 | 9 | 10 | 11 | 12 |
| GENERAL—contd. | | | | | | | | | | | |
| Cuthbert | Andrew College ¹ | 1851 | 4 | 11 | 0 | 135 | | | | | |
| | Preparatory | | 0 | 4 | 0 | 87 | | | | | |
| | Arts and sciences | | 3 | 4 | 0 | 48 | | | | | |
| | Education | | | | 0 | 29 | | | | | |
| | Home economics | | 0 | 1 | 0 | 11 | | | | | |
| | Fine arts | | | | 0 | 37 | | | | | |
| | Music | | 1 | 3 | 0 | 70 | | | | | |
| Decatur | Agnes Scott College | 1890 | 9 | 34 | 0 | 435 | 0 | 59 | | | |
| | Arts and sciences | | 9 | 34 | 0 | 427 | 0 | 59 | | | |
| | Special | | | | 0 | 8 | | | | | |
| Demorest | Piedmont College | 1897 | 12 | 18 | 134 | 135 | 4 | 5 | | | 1 |
| | Preparatory | | 2 | 5 | 73 | 62 | | | | | |
| | Arts and sciences | | 10 | 13 | 61 | 73 | 4 | 5 | | | |
| Emory University | Emory University | 1836 | 177 | 0 | 1,133 | 25 | 131 | 0 | 11 | 3 | |
| | Preparatory | | 13 | 0 | 250 | 21 | | | | | |
| | Arts and sciences | | 35 | 0 | 413 | 0 | 54 | 0 | | | |
| | Graduate | | | | 27 | 4 | | | 11 | 3 | |
| | Commerce | | 3 | 0 | 86 | 0 | 5 | 0 | | | |
| | Theology | | 11 | 0 | 110 | 0 | 11 | 0 | | | |
| | Law | | 11 | 0 | 71 | 0 | 11 | 0 | | | |
| | Medicine | | 104 | 0 | 220 | 0 | 50 | 0 | | | |
| | Summer school (1921) | | 20 | 1 | 135 | 136 | | | | | |
| | Extension course | | 5 | 0 | 9 | 63 | | | | | |
| | Military drill | | | | 219 | 0 | | | | | |
| Forsyth | Bessie Tift College | 1849 | 7 | 15 | 0 | 501 | 0 | 55 | | | |
| | Arts and sciences | | 0 | 8 | 0 | 221 | 0 | 44 | | | |
| | Commerce | | 1 | 1 | 0 | 23 | | | | | |
| | Home economics | | 0 | 1 | 0 | 44 | | | | | |
| | Fine arts | | 0 | 1 | 0 | 19 | | | | | |
| | Music | | 0 | 7 | 0 | 212 | 0 | 11 | | | |
| Gamesville | Brennu College | 1878 | 16 | 23 | 0 | 479 | 0 | 33 | | | |
| | Arts and sciences | | 16 | 23 | 0 | 479 | 0 | 33 | | | |
| | Home economics | | | | 0 | 100 | | | | | |
| | Music | | | | 0 | 250 | | | | | |
| | Summer school (1921) | | | | 0 | 54 | | | | | |
| La Grange | La Grange College | 1833 | 3 | 15 | 0 | 130 | 0 | 10 | | | |
| | Preparatory | | | | 0 | 5 | | | | | |
| | Arts and sciences | | 2 | 7 | 0 | 72 | 0 | 10 | | | |
| | Special | | | | 0 | 58 | | | | | |
| | Expression | | 0 | 1 | 0 | 10 | | | | | |
| | Commerce | | 0 | 1 | 0 | 6 | | | | | |
| | Home economics | | 0 | 1 | 0 | 8 | | | | | |
| | Fine arts | | 0 | 1 | 0 | 26 | | | | | |
| | Music | | 1 | 4 | 0 | 61 | | | | | |
| Macon | Mercer University | 1839 | 34 | 3 | 481 | 6 | 64 | 0 | 6 | 1 | 5 |
| | Arts and sciences | | 33 | 3 | 204 | 0 | 25 | 0 | | | |
| | Graduate | | | | 9 | 1 | | | 6 | 1 | |
| | Special | | | | 106 | 5 | | | | | |
| | Commerce | | | | 100 | 0 | 8 | 0 | | | |
| | Journalism | | | | 7 | 0 | | | | | |
| | Education | | | | 6 | 0 | | | | | |
| | Theology | | 11 | 0 | 130 | 0 | 1 | 0 | | | |
| | Law | | 5 | 0 | 52 | 0 | 30 | 0 | | | |
| | Summer school (1921) | | 13 | 1 | 101 | 42 | | | | | |
| Do | Wesleyan College | 1839 | 12 | 32 | 0 | 547 | 0 | 57 | | | |
| | Arts and sciences | | 9 | 23 | 0 | 405 | 0 | 53 | | | |
| | Fine arts | | 0 | 3 | 0 | 122 | | | | | |
| | Music | | 3 | 9 | 0 | 225 | 0 | 4 | | | |
| Rome | Shorter College | 1877 | 9 | 15 | 0 | 245 | | | | | |
| | Arts and sciences | | 9 | 15 | 0 | 226 | | | | | |
| | Special | | | | 0 | 19 | | | | | |
| South Atlanta | Clark University ¹ | 1870 | 7 | 11 | 129 | 349 | 6 | 0 | | | |
| | Preparatory | | 1 | 5 | 79 | 216 | | | | | |
| | Arts and sciences | | 6 | 6 | 47 | 108 | 6 | 0 | | | |
| | Special | | | | 3 | 25 | | | | | |
| Young Harris | Young L. G. Harris College ¹ | 1887 | 6 | 7 | 51 | 81 | | | | | |
| | Arts and sciences | | 6 | 7 | 40 | 62 | | | | | |
| | Special | | | | 11 | 19 | | | | | |

¹ Junior college.

² Colored.

TABLE 29.—*Privately controlled universities, colleges, and professional schools—Instructors, students, and graduates in 1921-22—Continued*

| Location | Institution | Year of first opening | Professors and instructors | | Students | | * First degrees | | Graduate degrees | | Honorary degrees |
|-------------|---------------------------------|-----------------------|----------------------------|-------|----------|-------|-----------------|-------|------------------|-------|------------------|
| | | | Men | Women | Men | Women | Men | Women | Men | Women | |
| 1 | 2 | 3 | 4 | 5 | 6 | 7 | 8 | 9 | 10 | 11 | 12 |
| IDAHO | | | | | | | | | | | |
| Caldwell | College of Idaho | 1891 | 10 | 2 | 111 | 160 | 6 | 9 | | | |
| | Arts and sciences | | 10 | 2 | 95 | 163 | 6 | 9 | | | |
| | Music | | | | 16 | 37 | | | | | |
| Gooding | Gooding College | 1917 | 8 | 6 | 51 | 83 | 2 | 4 | | | |
| | Arts and sciences | | 8 | 6 | 38 | 48 | 2 | 4 | | | |
| | Graduate | | | | 1 | 2 | | | | | |
| | Special | | | | 12 | 33 | | | | | |
| | Extension courses | | 1 | 0 | 1 | 3 | | | | | |
| | Military drill | | | | 30 | 0 | | | | | |
| ILLINOIS | | | | | | | | | | | |
| Abingdon | Hedding College | 1853 | 13 | 6 | 66 | 82 | 9 | 11 | | | 2 |
| | Preparatory | | 1 | 1 | 9 | 4 | | | | | |
| | Arts and sciences | | 11 | 3 | 49 | 46 | 9 | 10 | | | |
| | Music | | 1 | 2 | 15 | 44 | 0 | 1 | | | |
| Alton | Shurtleff College | 1827 | 11 | 4 | 92 | 100 | 6 | 15 | | | 2 |
| | Arts and sciences | | 10 | 3 | 90 | 81 | 6 | 15 | | | |
| | Special | | 1 | 1 | 2 | 19 | | | | | |
| | Education | | 1 | 0 | 15 | 10 | | | | | |
| | Home economics | | 0 | 1 | 0 | 12 | | | | | |
| | Music | | 1 | 1 | 2 | 19 | | | | | |
| Aurora | Aurora College | 1893 | 13 | 4 | 48 | 40 | 0 | 1 | | | |
| | Preparatory | | 2 | 2 | 13 | 8 | | | | | |
| | Arts and sciences | | 8 | 2 | 35 | 26 | 0 | 1 | | | |
| | Music | | 2 | 1 | 6 | 7 | | | | | |
| | Theology | | 4 | 0 | 15 | 2 | | | | | |
| Bloomington | Illinois Wesleyan University | 1870 | 26 | 10 | 328 | 328 | 12 | 29 | | | 4 |
| | Arts and sciences | | 14 | 6 | 171 | 198 | 12 | 29 | | | |
| | Music | | 2 | 4 | 5 | 129 | | | | | |
| | Law | | 10 | 0 | 84 | 1 | | | | | |
| Bourbonnais | St. Victor College | 1868 | 2 | 0 | 392 | 27 | 7 | 1 | | | |
| | Preparatory | | 10 | 0 | 313 | 0 | | | | | |
| | Arts and sciences | | 15 | 0 | 79 | 27 | 7 | 1 | | | |
| Carlinville | Blackburn College ¹ | 1859 | 5 | 4 | 71 | 67 | | | | | |
| | Preparatory | | | | 36 | 34 | | | | | |
| | Arts and sciences | | 5 | 4 | 35 | 36 | | | | | |
| Carthage | Carthage College | 1872 | 14 | 12 | 130 | 164 | 12 | 18 | 0 | 1 | 4 |
| | Preparatory | | 2 | 3 | 22 | 37 | | | | | |
| | Arts and sciences | | 11 | 6 | 106 | 108 | 12 | 18 | 0 | 1 | |
| | Special | | 1 | 3 | 2 | 19 | | | | | |
| Chicago | Armour Institute of Technology | 1893 | 69 | 0 | 730 | 1 | 83 | 0 | 3 | 0 | |
| | Graduate | | | | 3 | 0 | | | 3 | 0 | |
| | Chemical engineering | | 17 | 0 | 105 | 0 | 15 | 0 | | | |
| | Civil engineering | | 17 | 0 | 124 | 0 | 17 | 0 | | | |
| | Electrical engineering | | 16 | 0 | 173 | 0 | 16 | 0 | | | |
| | Mechanical engineering | | 26 | 0 | 185 | 0 | 25 | 0 | | | |
| | Fire protection engineering | | 3 | 0 | 63 | 0 | 2 | 0 | | | |
| | Industrial arts | | | | 5 | 0 | 2 | 0 | | | |
| | Architecture | | 8 | 0 | 75 | 1 | 6 | 0 | | | |
| | Summer school (1921) | | | | 233 | 0 | | | | | |
| | Evening courses | | | | 1,081 | 0 | | | | | |
| Do | Bethany Bible School (theology) | 1905 | 12 | 7 | 114 | 187 | 11 | 4 | 1 | 0 | |
| Do | Chicago-Kent College of Law | 1888 | 33 | 0 | 507 | 24 | 103 | 3 | 18 | 1 | |
| Do | Chicago Law School | 1896 | 30 | 0 | 247 | 9 | 32 | 2 | 5 | 0 | 2 |
| Do | Chicago Medical School | 61 | 0 | 168 | 7 | 49 | 1 | | | | |
| Do | Chicago Theological Seminary | 1858 | 7 | 0 | 700 | 26 | 10 | 0 | | | |
| Do | De Paul University | 1898 | 94 | 14 | 1,525 | 971 | 89 | 48 | 4 | 11 | 2 |
| | Preparatory | | 26 | 5 | 450 | 290 | | | | | |
| | Arts and sciences | | 26 | 5 | 111 | 475 | 10 | 46 | | | |
| | Graduate | | 3 | 0 | 5 | 23 | | | 1 | 10 | |
| | Commerce | | 20 | 1 | 100 | 100 | 22 | 0 | 1 | 1 | |
| | Journalism | | 3 | 0 | 25 | 25 | | | | | |
| | Music | | 2 | 3 | 0 | 43 | | | | | |
| | Law | | 14 | 0 | 325 | 15 | 57 | 2 | 2 | 0 | |

¹ Junior college.

TABLE 29. - Privately controlled universities, colleges, and professional schools—
Instructors, students, and graduates in 1921-22—Continued

| Location | Institution | Year of first opening | Professors and instructors | | Students | | First degrees | | Graduate degrees | | Honorary degrees |
|---------------|-------------------------------|-----------------------|----------------------------|-------|----------|-------|---------------|-------|------------------|-------|------------------|
| | | | Men | Women | Men | Women | Men | Women | Men | Women | |
| 1 | 2 | 3 | 4 | 5 | 6 | 7 | 8 | 9 | 10 | 11 | 12 |
| ILLINOIS—CON. | | | | | | | | | | | |
| Chicago | De Paul University—Con. | | | | | | | | | | |
| | Summer school (1921) | | 28 | 7 | 250 | 510 | | | | | |
| | Correspondence courses | | 1 | 0 | 2 | 18 | | | | | |
| Do | John Marshall Law School | 1899 | 16 | 0 | 118 | 6 | 16 | 0 | | | |
| Do | General Medical College | 1859 | 83 | 0 | 105 | 5 | 12 | 1 | | | |
| Do | Lewis Institute | 1896 | 98 | 33 | 2,585 | 1,083 | 20 | 20 | | | |
| | Preparatory | | 45 | 8 | 896 | 104 | | | | | |
| | Arts and sciences | | 20 | 11 | 529 | 171 | 20 | 20 | | | |
| | Evening courses | | 54 | 22 | 1,465 | 890 | | | | | |
| Do | Summer school (1921) | | 28 | 6 | 637 | 51 | | | | | |
| | Loyola University | 1869 | 290 | 8 | 1,459 | 116 | 45 | 29 | 1 | 0 | 6 |
| | Preparatory | | 50 | 0 | 1,038 | 0 | | | | | |
| | Arts and sciences | | 13 | 6 | 134 | 100 | 14 | 16 | 1 | 0 | |
| | Special | | | | 4 | 10 | | | | | |
| | Law | | 14 | 0 | 90 | 0 | | | | | |
| | Medicine | | 123 | 2 | 193 | 6 | 31 | 4 | | | |
| | Summer school (1921) | | 13 | 8 | 0 | 480 | | | | | |
| | Extension courses | | 20 | 6 | 0 | 531 | | | | | |
| Do | St. Francis Xavier College | 1847 | 2 | 33 | 0 | 506 | 0 | 6 | | | |
| | Preparatory | | 0 | 23 | 0 | 353 | | | | | |
| | Arts and sciences | | 2 | 10 | 0 | 142 | 0 | 6 | | | |
| | Graduate | | | | 0 | 5 | | | | | |
| | Special | | | | 0 | 6 | | | | | |
| | Summer school (1921) | | 2 | 3 | 0 | 37 | | | | | |
| Do | University of Chicago | 1892 | 258 | 44 | 5,912 | 6,521 | 472 | 427 | 360 | 106 | 1 |
| | High school | | | | 252 | 271 | | | | | |
| | Arts and sciences | | 212 | 26 | 2,643 | 3,285 | 334 | 301 | | | |
| | Graduate | | | | 2,003 | 1,704 | | | 281 | 104 | |
| | Commerce | | 29 | 0 | 752 | 160 | 92 | 18 | | | |
| | Education | | 19 | 16 | 200 | 1,623 | 23 | 105 | | | |
| | Social service administration | | 3 | 3 | 13 | 94 | 0 | 2 | | | |
| | Theology | | 18 | 0 | 415 | 85 | | | 10 | 1 | |
| | Law | | 9 | 0 | 412 | 15 | 23 | 1 | 69 | 1 | |
| | Medicine | | 32 | 3 | 356 | 68 | | | | | |
| | Summer school (1921) | | | | 3,017 | 3,435 | | | | | |
| | Correspondence courses | | 122 | 18 | (6,638) | | | | | | |
| Do | Rush Medical College | 1843 | 223 | 21 | 625 | 87 | 131 | 6 | | | |
| Do | Western Theological Seminary | 1885 | 8 | 0 | 13 | 0 | 4 | 0 | 1 | 0 | 1 |
| Decatur | James Millikin University | 1903 | 29 | 30 | 409 | 788 | 19 | 27 | | | 4 |
| | Arts and sciences | | 14 | 11 | 110 | 153 | 10 | 18 | | | |
| | Graduate | | | | 2 | 2 | | | | | |
| | Special | | | | 11 | 55 | | | | | |
| | Civil engineering | | 1 | 0 | 37 | 0 | | | | | |
| | Map and training | | 3 | 0 | 21 | 0 | 1 | 0 | | | |
| | Commerce | | 3 | 0 | 95 | 3 | 8 | 2 | | | |
| | Education | | 7 | 0 | 0 | 4 | | | | | |
| | Home economics | | 0 | 4 | 0 | 65 | 0 | 7 | | | |
| | Fine arts | | 0 | 2 | 1 | 9 | | | | | |
| | Music | | 7 | 13 | 132 | 497 | 0 | | | | |
| Eureka | Eureka College | 1848 | 12 | 8 | 124 | 176 | 19 | 11 | | | |
| | Preparatory | | 3 | 2 | 3 | 3 | | | | | |
| | Arts and sciences | | 9 | 8 | 104 | 104 | 19 | 11 | | | |
| | Home economics | | 0 | 1 | 0 | 39 | | | | | |
| | Music | | 3 | 1 | 37 | 75 | | | | | |
| Evanston | Garrett Biblical Institute | 1854 | 23 | 0 | 341 | 37 | | | 47 | 0 | 3 |
| | Theology | | 23 | 0 | 287 | 31 | | | 47 | 0 | |
| | Training school | | | | 54 | 6 | | | | | |
| Do | Northwestern University | 1855 | 463 | 34 | 5,463 | 2,282 | 369 | 247 | 81 | 26 | 8 |
| | Arts and sciences | | 130 | 15 | 835 | 1,054 | 101 | 204 | | | |
| | Graduate | | 31 | 0 | 504 | 170 | | | 56 | 24 | |
| | Special | | | | 2,414 | 765 | | | | | |
| | General engineering | | 17 | 0 | 163 | 0 | 7 | 0 | | | |
| | Commerce | | 75 | 0 | 325 | 10 | 70 | 4 | 12 | 1 | |
| | Journalism | | 7 | 0 | 28 | 10 | 6 | 3 | | | |
| | Speech | | 6 | 0 | 10 | 81 | 1 | 6 | | | |

TABLE 29.—Privately controlled universities, colleges, and professional schools—
Instructors, students, and graduates in 1921-22—Continued

| Location | Institution | Year of first opening | Professors and instructors | | Students | | First degrees | | Graduate degrees | | Honorary degrees |
|---------------|---|-----------------------|----------------------------|-------|----------|-------|---------------|-------|------------------|-------|------------------|
| | | | Men | Women | Men | Women | Men | Women | Men | Women | |
| 1 | 2 | 3 | 4 | 5 | 6 | 7 | 8 | 9 | 10 | 11 | 12 |
| ILLINOIS—con. | | | | | | | | | | | |
| Evanston | Northwestern University— (Continued.) | | | | | | | | | | |
| | Music..... | | 17 | 13 | 20 | 184 | 4 | 25 | | | |
| | Law..... | | 44 | 0 | 184 | 9 | 38 | 1 | 13 | 1 | |
| | Medicine..... | | 143 | 0 | 452 | 0 | 85 | 0 | | | |
| | Dentistry..... | | 55 | 0 | 528 | 9 | 57 | 4 | | | |
| | Summer school (1921)..... | | 94 | 30 | 752 | 612 | | | | | |
| Do. | Norwegian Danish Theological Seminary. | 1885 | 2 | 0 | 24 | 0 | | | | | |
| Galesburg | Knox College..... | 1834 | 36 | 18 | 411 | 539 | 38 | 39 | | | 6 |
| | Arts and sciences..... | | 33 | 10 | 331 | 272 | 35 | 36 | | | |
| | Graduate..... | | | | 0 | 1 | | | | | |
| | Special..... | | | | 6 | 15 | | | | | |
| | Music..... | | 3 | 8 | 80 | 267 | 3 | 3 | | | |
| | Military drill..... | | | | 140 | 0 | | | | | |
| Do. | Lombard College..... | 1852 | 13 | 10 | 149 | 162 | 16 | 11 | | | 2 |
| | Arts and sciences..... | | 13 | 10 | 125 | 120 | 16 | 11 | | | |
| | Music..... | | 2 | 3 | 10 | 40 | | | | | |
| | Theology..... | | 2 | 0 | 14 | 2 | | | | | |
| Godfrey | Monticello Seminary ¹ | 1838 | 0 | 23 | 0 | 190 | | | | | |
| | Preparatory..... | | 0 | 23 | 0 | 100 | | | | | |
| | Arts and sciences..... | | 0 | 23 | 0 | 90 | | | | | |
| Greenville | Greenville College..... | 1893 | 14 | 8 | 233 | 7 | 9 | | | | |
| | Preparatory..... | | 1 | 3 | 30 | | | | | | |
| | Arts and sciences..... | | 10 | 5 | 80 | 107 | 7 | 9 | | | |
| | Commerce..... | | 2 | 2 | 33 | 68 | | | | | |
| | Music..... | | 1 | 4 | 49 | 140 | | | | | |
| Jacksonville | Illinois College..... | 1829 | 15 | 12 | 219 | 269 | 21 | 15 | | | 2 |
| | Arts and sciences..... | | 11 | 5 | 165 | 92 | 21 | 15 | | | |
| | Music..... | | 4 | 7 | 79 | 184 | | | | | |
| | Expression..... | | 0 | 1 | 0 | 8 | | | | | |
| Do. | Illinois Woman's College..... | 1846 | 4 | 33 | 0 | 473 | 0 | 24 | | | |
| | Arts and sciences..... | | 2 | 23 | 0 | 237 | 0 | 23 | | | |
| | Special..... | | | | 0 | 12 | | | | | |
| | Home economics..... | | 0 | 2 | 0 | 54 | | | | | |
| | Fine arts..... | | 0 | 1 | 0 | 64 | | | | | |
| | Music..... | | 3 | 9 | 0 | 223 | 0 | 1 | | | |
| Lake Forest | Lake Forest College (arts and sciences). | 1858 | 16 | 6 | 140 | 80 | 10 | 9 | | | 3 |
| Lebanon | McKendree College (arts and sciences). | 1828 | 13 | 6 | 58 | 40 | | | | | |
| | Summer school (1921)..... | | | | 15 | 13 | | | | | |
| Lincoln | Lincoln College..... | 1860 | 9 | 6 | 77 | 143 | 4 | 2 | 0 | 1 | 2 |
| | Preparatory..... | | | | 2 | 2 | | | | | |
| | Arts and sciences..... | | 7 | 3 | 54 | 83 | 4 | 2 | | | |
| | Graduate..... | | | | 0 | 1 | | | 0 | 1 | |
| | Special..... | | 2 | 3 | 21 | 57 | | | | | |
| | Agriculture..... | | 1 | 0 | 4 | 0 | | | | | |
| Isle | St. Procopius College..... | 1890 | 36 | 0 | 216 | 0 | 2 | 0 | | | |
| | Preparatory..... | | 22 | 0 | 162 | 0 | | | | | |
| | Arts and sciences..... | | 13 | 0 | 38 | 0 | 2 | 0 | | | |
| | Theology..... | | 6 | 0 | 24 | 0 | | | | | |
| | Summer school (1921)..... | | 6 | 0 | 32 | 33 | | | | | |
| Maywood | Theological Seminary of the Evangelical Lutheran Church. Correspondence courses | 1870 | 7 | 0 | 24 | 0 | 7 | 0 | 2 | 0 | 1 |
| Monmouth | Monmouth College..... | 1858 | 17 | 11 | 72 | 0 | | | | | |
| | Arts and sciences..... | | 14 | 6 | 183 | 298 | 16 | 26 | | | 3 |
| | Graduate..... | | | | 143 | 189 | 16 | 26 | | | |
| | Special..... | | 3 | 5 | 0 | 1 | | | | | |
| | Fine arts..... | | | | 21 | 13 | | | | | |
| | Music..... | | | | 0 | 30 | | | | | |
| | Oratory..... | | | | 40 | 121 | | | | | |
| | | | | | 2 | 33 | | | | | |

¹ Junior College.

TABLE 29.—Privately controlled universities, colleges, and professional schools—
Instructors, students, and graduates in 1921-22—Continued

| Location | Institution | Year of first opening | Professors and instructors | | Students | | First degrees | | Graduate degrees | | Honorary degrees |
|----------------|-------------------------------------|-----------------------|----------------------------|-------|----------|-------|---------------|-------|------------------|-------|------------------|
| | | | Men | Women | Men | Women | Men | Women | Men | Women | |
| 1 | 2 | 3 | 4 | 5 | 6 | 7 | 8 | 9 | 10 | 11 | 12 |
| ILLINOIS—CON. | | | | | | | | | | | |
| Mount Carroll | Frances Shimer College ¹ | 1853 | 1 | 19 | 0 | 168 | | | | | |
| | Preparatory | | 0 | 19 | 0 | 90 | | | | | |
| | Arts and sciences | | 1 | 11 | 0 | 68 | | | | | |
| | Home economics | | 0 | 2 | 0 | 13 | | | | | |
| | Fine arts | | 0 | 1 | 0 | 24 | | | | | |
| | Music | | 0 | 3 | 0 | 62 | | | | | |
| Naperville | Evangelical Theological Seminary | 1887 | 5 | 0 | 60 | 25 | 12 | 0 | 2 | 0 | |
| Do | Northwestern College | 1861 | 23 | 13 | 307 | 286 | 40 | 32 | | | |
| | Preparatory | | 3 | 2 | 70 | 25 | | | | | |
| | Arts and sciences | | 16 | 9 | 208 | 203 | 40 | 32 | | | |
| | Special | | 5 | 3 | 29 | 58 | | | | | |
| | Military drill | | | | 110 | 0 | | | | | |
| Peoria | Bradley Polytechnic Institute | 1897 | 18 | 14 | 255 | 204 | 12 | 21 | | | |
| | Preparatory | | 3 | 3 | 19 | 12 | | | | | |
| | Arts and sciences | | 17 | 13 | 228 | 186 | 12 | 21 | | | |
| | General engineering | | 6 | 3 | 75 | 0 | | | | | |
| | Agriculture | | | | 5 | 0 | | | | | |
| | Architecture | | 3 | 1 | 18 | 0 | | | | | |
| | Journalism | | 1 | 0 | 6 | 3 | | | | | |
| | Education | | 3 | 0 | 60 | 80 | | | | | |
| | Home economics | | 0 | 5 | 0 | 94 | | | | | |
| | Fine arts | | 2 | 1 | 35 | 60 | | | | | |
| | Summer school (1921) | | 19 | 7 | 192 | 125 | | | | | |
| Rockford | Rockford College | 1849 | 8 | 33 | 0 | 369 | 0 | 20 | | | |
| | Arts and sciences | | 6 | 31 | 0 | 333 | 0 | 20 | | | |
| | Music | | 2 | 2 | 0 | 36 | | | | | |
| | Extension courses | | | | 0 | 113 | | | | | |
| Rock Island | Augustana College | 1860 | 46 | 21 | 471 | 553 | 43 | 21 | 4 | 0 | 13 |
| | Preparatory | | 6 | 3 | 62 | 30 | | | | | |
| | Arts and sciences | | 19 | 5 | 210 | 171 | 30 | 19 | | | |
| | Commerce | | 2 | 2 | 30 | 51 | | | | | |
| | Fine arts | | 1 | 1 | 42 | 64 | | | | | |
| | Music | | 12 | 10 | 219 | 238 | 0 | 2 | | | |
| | Theology | | 6 | 0 | 87 | 0 | 13 | 0 | | | |
| | Summer school (1921) | | 4 | 1 | 32 | 43 | | | | | |
| Wheaton | Wheaton College | 1860 | 13 | 13 | 148 | 210 | 16 | 21 | | | 4 |
| | Preparatory | | 1 | 6 | 52 | 42 | | | | | |
| | Arts and sciences | | 9 | 5 | 100 | 135 | 16 | 21 | | | |
| | Music | | 3 | 3 | 52 | 121 | | | | | |
| | Summer school (1921) | | 3 | 6 | 25 | 32 | | | | | |
| INDIANA | | | | | | | | | | | |
| Crawfordsville | Wabash College (arts and sciences) | 1832 | 25 | 0 | 465 | 0 | 60 | 0 | | | 3 |
| Earlham | Earlham College (arts and sciences) | 1847 | 22 | 11 | 206 | 302 | 25 | 36 | 0 | 1 | 1 |
| Evansville | Evansville College | 1919 | 23 | 15 | 96 | 226 | 3 | 3 | | | 2 |
| | Arts and sciences | | 13 | 8 | 61 | 73 | 2 | 3 | | | |
| | Special | | 4 | 3 | 4 | 35 | | | | | |
| | Civil engineering | | | | 7 | 0 | | | | | |
| | Electrical engineering | | | | 5 | 0 | | | | | |
| | Mechanical engineering | | | | 8 | 0 | | | | | |
| | Education | | 4 | 4 | 39 | 190 | | | | | |
| | Summer school (1921) | | 11 | 7 | 71 | 154 | | | | | |
| Franklin | Franklin College | 1834 | 19 | 7 | 294 | 360 | 21 | 20 | | | 3 |
| | Arts and sciences | | 17 | 3 | 294 | 360 | 21 | 20 | | | |
| | Music | | 2 | 4 | 2 | 62 | | | | | |
| | Summer school (1921) | | 10 | 4 | 96 | 172 | | | | | |
| Goshen | Goshen College | 1903 | 13 | 5 | 135 | 150 | 17 | 10 | | | |
| | Preparatory | | 3 | 3 | 40 | 27 | | | | | |
| | Arts and sciences | | 13 | 2 | 95 | 123 | 17 | 10 | | | |
| | Summer school (1921) | | 10 | 3 | 74 | 105 | | | | | |
| Greencastle | De Pauw University | 1837 | 50 | 20 | 638 | 615 | 72 | 87 | 2 | 0 | 6 |
| | Arts and sciences | | 45 | 15 | 638 | 615 | 72 | 82 | 0 | | |
| | Music | | 5 | 5 | 27 | 139 | 0 | 5 | | | |
| | Summer school (1921) | | 10 | 1 | 93 | 67 | | | | | |
| | Military drill | | | | 502 | 0 | | | | | |

¹ Junior college.

TABLE 29.—*Privately controlled universities, colleges, and professional schools—Instructors, students, and graduates in 1921-22—Continued*

| Location | Institution | Year of first opening | Professors and instructors | | Students | | First degrees | | Graduate degrees | | Honorary degrees |
|-----------------------|-------------------------------------|-----------------------|----------------------------|-------|----------|-------|---------------|-------|------------------|-------|------------------|
| | | | Men | Women | Men | Women | Men | Women | Men | Women | |
| 1 | 2 | 3 | 4 | 5 | 6 | 7 | 8 | 9 | 10 | 11 | 12 |
| INDIANA—contd. | | | | | | | | | | | |
| Hanover | Hanover College (arts and sciences) | 1827 | 15 | 3 | 168 | 203 | 12 | 15 | | | 1 |
| Indianapolis | Benjamin Harrison Law School | 1914 | 20 | 0 | 67 | 10 | | | | | |
| Do | Butler College | 1855 | 26 | 12 | 423 | 542 | 26 | 41 | | | 2 |
| | Arts and sciences | | 26 | 12 | 411 | 519 | 26 | 41 | | | |
| | Graduate | | | | 12 | 23 | | | | | |
| | Summer school (1921) | | 15 | 0 | 92 | 150 | | | | | |
| Do | Indiana Central College | 1905 | 11 | 10 | 165 | 114 | 10 | 5 | | | |
| | Preparatory | | 3 | 4 | 37 | 12 | | | | | |
| | Arts and sciences | | 8 | 6 | 128 | 102 | 10 | 5 | | | |
| Do | Indiana Veterinary College | 1892 | 28 | 0 | 103 | 0 | 21 | 0 | | | |
| Merom | Union Christian College | 1860 | 6 | 5 | 34 | 39 | 3 | 0 | | | 2 |
| | Preparatory | | 2 | 2 | 15 | 14 | | | | | |
| | Arts and sciences | | 3 | 2 | 20 | 13 | 3 | 0 | | | |
| | Music | | 1 | 1 | 3 | 28 | | | | | |
| North Manchester | Manchester College | 1859 | 19 | 11 | 221 | 293 | 36 | 28 | 3 | 0 | |
| | Preparatory | | 2 | 1 | 42 | 48 | | | | | |
| | Arts and sciences | | 12 | 5 | 145 | 126 | 36 | 28 | | | |
| | Education | | 3 | 3 | 55 | 87 | | | | | |
| | Home economics | | 0 | 1 | 0 | 72 | | | | | |
| | Music | | 2 | 2 | 27 | 130 | | | | | |
| | Summer school (1921) | | 10 | 5 | 180 | 270 | | | | | |
| Notre Dame | St. Mary's College and Academy | 1855 | 4 | 53 | 0 | 388 | 0 | 19 | | | |
| | Preparatory | | 0 | 11 | 0 | 195 | | | | | |
| | Arts and sciences | | 3 | 21 | 0 | 156 | 0 | 17 | | | |
| | Special | | 0 | 4 | 0 | 37 | | | | | |
| | Journalism | | 0 | 2 | 0 | 18 | | | | | |
| | Education | | 0 | 4 | 0 | 18 | | | | | |
| | Home economics | | 0 | 2 | 0 | 16 | | | | | |
| | Fine arts | | 0 | 3 | 0 | 32 | | | | | |
| | Music | | 1 | 12 | 0 | 251 | 0 | 2 | | | |
| | Summer school (1921) | | 2 | 9 | 0 | 133 | | | | | |
| Do | University of Notre Dame | 1842 | 103 | 0 | 1,571 | 0 | 165 | 0 | 9 | 0 | 3 |
| | Arts and sciences | | 47 | 0 | 793 | 0 | 34 | 0 | | | |
| | Graduate | | 20 | 0 | 60 | 0 | | | 5 | 0 | |
| | Special | | 20 | 0 | 70 | 0 | | | | | |
| | Chemical engineering | | 3 | 0 | 30 | 0 | 4 | 0 | | | |
| | Civil engineering | | 4 | 0 | 64 | 0 | 11 | 0 | | | |
| | Electrical engineering | | 6 | 0 | 70 | 0 | 3 | 0 | | | |
| | Mechanical engineering | | 5 | 0 | 76 | 0 | 9 | 0 | | | |
| | Mining engineering | | 2 | 0 | 19 | 0 | 1 | 0 | | | |
| | Architectural engineering | | 1 | 0 | 15 | 0 | | | | | |
| | Industrial engineering | | 2 | 0 | 7 | 0 | | | | | |
| | Agriculture | | 3 | 0 | 22 | 0 | 4 | 0 | | | |
| | Architecture | | 4 | 0 | 42 | 0 | 5 | 0 | | | |
| | Commerce | | 18 | 0 | 459 | 0 | 37 | 0 | | | |
| | Journalism | | 3 | 0 | 77 | 0 | | | | | |
| | Education | | 3 | 0 | 9 | 0 | | | | | |
| | Music | | 4 | 0 | 6 | 0 | | | | | |
| | Law | | 7 | 0 | 301 | 0 | 46 | 0 | 4 | 0 | |
| | Pharmacy | | 2 | 0 | 18 | 0 | 11 | 0 | | | |
| | Summer school (1921) | | 48 | 2 | 210 | 428 | | | | | |
| Oakland City | Oakland City College | 1891 | 16 | 11 | 277 | 92 | 8 | 8 | | | |
| | Preparatory | | 1 | 4 | 11 | 8 | | | | | |
| | Arts and sciences | | 9 | 4 | 61 | 75 | 8 | 8 | | | |
| | Agriculture | | 6 | 0 | 188 | 0 | | | | | |
| | Education | | | | 47 | 39 | | | | | |
| | Home economics | | | | 0 | 12 | | | | | |
| | Music | | 0 | 3 | 0 | 17 | | | | | |
| | Theology | | | | 17 | 2 | | | | | |
| | Summer school (1921) | | | | 220 | 130 | | | | | |
| | Correspondence courses | | | | 23 | 8 | | | | | |
| St. Mary-of-the-Woods | St. Mary of the Woods College | 1841 | 3 | 45 | 0 | 378 | 40 | 19 | | | |
| | Preparatory | | 0 | 14 | 0 | 164 | | | | | |
| | Arts and sciences | | 3 | 18 | 0 | 185 | 0 | 19 | | | |
| | Graduate | | | | 0 | 6 | | | | | |
| | Special | | | | 0 | 23 | | | | | |

TABLE 29.—*Privately controlled universities, colleges, and professional schools—Instructors, students, and graduates in 1921-22—Continued*

| Location | Institution | Year of first opening | Professors and instructors | | Students | | First degrees | | Graduate degrees | | Honorary degrees |
|-----------------------|--|-----------------------|----------------------------|-------|----------|-------|---------------|-------|------------------|-------|------------------|
| | | | Men | Women | Men | Women | Men | Women | Men | Women | |
| 1 | 2 | 3 | 4 | 5 | 6 | 7 | 8 | 9 | 10 | 11 | 12 |
| INDIANA—CON. | | | | | | | | | | | |
| St. Mary-of-the-Woods | St. Mary of the Woods College—Continued. | | | | | | | | | | |
| | Commerce | | 0 | 1 | 0 | 3 | | | | | |
| | Journalism | | 0 | 1 | 0 | 13 | | | | | |
| | Education | | 1 | 2 | 0 | 41 | | | | | |
| | Home economics | | 0 | 2 | 0 | 32 | | | | | |
| | Fine arts | | 0 | 2 | 0 | 12 | | | | | |
| | Music | | 0 | 6 | 0 | 93 | | | | | |
| | Summer school (1921) | | 0 | 6 | 0 | 89 | | | | | |
| Terre Haute | Rose Polytechnic Institute | 1883 | 29 | 0 | 238 | 0 | 43 | 0 | 10 | 0 | |
| | Chemical engineering | | 4 | 0 | 56 | 0 | 14 | 0 | 3 | 0 | |
| | Civil engineering | | 4 | 0 | 39 | 0 | 8 | 0 | 4 | 0 | |
| | Electrical engineering | | 4 | 0 | 82 | 0 | 8 | 0 | 2 | 0 | |
| | Mechanical engineering | | 5 | 0 | 53 | 0 | 12 | 0 | 1 | 0 | |
| | Architectural engineering | | 3 | 0 | 8 | 0 | 1 | 0 | | | |
| | Military drill | | | | 140 | 0 | | | | | |
| Upland | Taylor University | 1846 | 16 | 15 | 209 | 197 | 16 | 8 | 1 | 0 | 5 |
| | Preparatory | | 9 | 9 | 50 | 35 | | | | | |
| | Arts and sciences | | 10 | 6 | 90 | 66 | 16 | 6 | | | |
| | Graduate | | 3 | 0 | 4 | 1 | | | 1 | 0 | |
| | Special | | | | 20 | 21 | | | | | |
| | Music | | 3 | 3 | 32 | 71 | 0 | 2 | | | |
| | Theology | | 3 | 0 | 12 | 3 | | | | | |
| Vincennes | Vincennes University ¹ | 1806 | 17 | 28 | 195 | 456 | | | | | |
| | Preparatory | | 3 | 4 | 2 | 2 | | | | | |
| | Arts and sciences | | 7 | 7 | 30 | 75 | | | | | |
| | Agriculture | | 1 | 0 | 12 | 0 | | | | | |
| | Education | | 6 | 9 | 110 | 220 | | | | | |
| | Home economics | | 0 | 1 | 0 | 15 | | | | | |
| | Fine arts | | 0 | 1 | 0 | 23 | | | | | |
| | Music | | 0 | 4 | 41 | 121 | | | | | |
| | Summer school (1921) | | 10 | 12 | 129 | 215 | | | | | |
| IOWA | | | | | | | | | | | |
| Cedar Rapids | Coe College | 1881 | 36 | 38 | 388 | 481 | 29 | 55 | 0 | 1 | |
| | Preparatory | | 1 | 5 | 19 | 8 | | | | | |
| | Arts and sciences | | 31 | 21 | 331 | 406 | 29 | 52 | 0 | 1 | |
| | Special | | 0 | 4 | 22 | 25 | | | | | |
| | Music | | 5 | 8 | 32 | 129 | 0 | 3 | | | |
| | Summer school (1921) | | 13 | 14 | 88 | 215 | | | | | |
| | Extension courses | | | | 26 | 104 | | | | | |
| | Military drill | | | | 187 | 0 | | | | | |
| Clinton | Wartburg College | 1868 | 9 | 0 | 103 | 0 | | | | | |
| | Preparatory | | 2 | 0 | 60 | 0 | | | | | |
| | Arts and sciences | | 7 | 0 | 43 | 0 | | | | | |
| Davenport | St. Ambrose College | 1882 | 29 | 0 | 322 | 0 | 2 | 0 | | | |
| | Preparatory | | 23 | 0 | 280 | 0 | | | | | |
| | Arts and sciences | | 13 | 0 | 42 | 0 | 2 | 0 | | | |
| Decorah | Luther College | 1861 | 22 | 0 | 272 | 0 | 34 | 0 | | | |
| | Preparatory | | 10 | 0 | 87 | 0 | | | | | |
| | Arts and sciences | | 18 | 0 | 183 | 0 | 34 | 0 | | | |
| | Special | | | | 2 | 0 | | | | | |
| Des Moines | Des Moines University | 1865 | 30 | 16 | 484 | 447 | 59 | 18 | 1 | 0 | 1 |
| | Preparatory | | 6 | 1 | 134 | 10 | | | | | |
| | Arts and sciences | | 15 | 5 | 115 | 168 | 21 | 1 | | | |
| | Special | | | | 34 | 93 | | | | | |
| | Chemical engineering | | 1 | 0 | 8 | 0 | | | | | |
| | Civil engineering | | 1 | 0 | 30 | 0 | 1 | 0 | 1 | 0 | |
| | Electrical engineering | | 1 | 0 | 16 | 0 | | 0 | | | |
| | Mechanical engineering | | 1 | 0 | 16 | 0 | | | | | |
| | Architectural engineering | | 1 | 0 | 7 | 0 | | | | | |
| | Education | | 3 | 4 | 31 | 164 | | | | | |
| | Fine arts | | 2 | 7 | 7 | 33 | | | | | |
| | Pharmacy | | 2 | 0 | 110 | 7 | 36 | 3 | | | |
| | Summer school (1921) | | | | 155 | 251 | | | | | |
| | Correspondence courses | | | | 18 | 42 | | | | | |

¹ Junior college.

TABLE 29.—*Privately controlled universities, colleges, and professional schools—Instructors, students, and graduates in 1921-22—Continued*

| Location | Institution | Year of first opening | Professors and instructors | | Students | | First degrees | | Graduate degrees | | Honorary degrees |
|----------------|--|-----------------------|----------------------------|-------|----------|-------|---------------|-------|------------------|-------|------------------|
| | | | Men | Women | Men | Women | Men | Women | Men | Women | |
| 1 | 2 | 3 | 4 | 5 | 6 | 7 | 8 | 9 | 10 | 11 | 12 |
| IOWA—continued | | | | | | | | | | | |
| Des Moines | Drake University | 1881 | 50 | 26 | 745 | 1,555 | 79 | 58 | 1 | 0 | |
| | Arts and sciences | | 18 | 3 | 210 | 257 | 31 | 41 | 1 | 0 | |
| | Special | | | | 22 | 91 | | | | | |
| | Commerce | | 5 | 1 | 155 | 25 | 2 | 0 | | | |
| | Education | | 5 | 7 | 18 | 607 | 1 | 1 | | | |
| | Fine arts | | 14 | 15 | 13 | 89 | | | | | |
| | Music | | 14 | 15 | 97 | 468 | 0 | 6 | | | |
| | Theology | | | | 62 | 12 | 7 | 0 | | | |
| | Law | | 8 | 0 | 168 | 6 | 38 | 1 | | | |
| | Summer school (1921) | | 29 | 14 | 131 | 458 | | | | | |
| Dubuque | Columbia College | 1873 | 32 | 0 | 597 | 71 | 17 | 14 | 0 | 1 | 2 |
| | Preparatory | | 21 | 0 | 378 | 0 | | | | | |
| | Arts and sciences | | 23 | 0 | 215 | 71 | 17 | 14 | 0 | 1 | |
| | Special | | 1 | 0 | 4 | 0 | | | | | |
| | Summer school (1921) | | 24 | 5 | 10 | 381 | 0 | | | | |
| Do | Mount St. Joseph College | 1843 | 2 | 32 | 0 | 342 | 0 | 13 | | | |
| | Preparatory | | 0 | 6 | 0 | 75 | | | | | |
| | Arts and sciences | | 2 | 19 | 0 | 137 | 0 | 13 | | | |
| | Education | | 0 | 3 | 0 | 30 | | | | | |
| | Home economics | | 0 | 2 | 0 | 18 | | | | | |
| | Fine arts | | 0 | 2 | 0 | 26 | | | | | |
| | Music | | 0 | 5 | 0 | 154 | | | | | |
| | Summer school (1921) | | 2 | 8 | 0 | 120 | | | | | |
| Do | University of Dubuque | 1894 | 24 | 8 | 217 | 86 | 6 | 3 | | | |
| | Preparatory | | 6 | 3 | 85 | 23 | | | | | |
| | Arts and sciences | | 15 | 5 | 113 | 58 | 0 | 3 | | | |
| | Graduate | | | | 0 | 1 | | | | | |
| | Theology | | 3 | 0 | 23 | 4 | 6 | 0 | | | |
| Do | Wartburg Theological Seminary | 1854 | 6 | 0 | 59 | 0 | | | | | |
| | Summer school (1921) | | 5 | 0 | 18 | 0 | | | | | |
| Fairfield | Parsons College | 1875 | 14 | 8 | 113 | 197 | 9 | 12 | | | 3 |
| | Arts and sciences | | 12 | 6 | 108 | 139 | 9 | 12 | | | |
| | Music | | 2 | 2 | 23 | 93 | | | | | |
| | Summer school (1921) | | 9 | 6 | 40 | 106 | | | | | |
| | Extension courses | | | | 9 | 21 | | | | | |
| Fayette | Upper Iowa University | 1857 | 10 | 11 | 171 | 273 | 19 | 16 | | | 3 |
| | Preparatory | | 1 | 1 | 13 | 12 | | | | | |
| | Arts and sciences | | 7 | 8 | 148 | 233 | 19 | 16 | | | |
| | Special | | 3 | 5 | 10 | 28 | | | | | |
| | Education | | 1 | 1 | 27 | 65 | | | | | |
| | Home economics | | 0 | 1 | 0 | 27 | | | | | |
| | Music | | 1 | 3 | 17 | 57 | | | | | |
| | Summer school (1921) | | 8 | 6 | 42 | 152 | | | | | |
| | Extension courses | | 7 | 8 | 9 | 11 | | | | | |
| Grinnell | Grinnell College | 1847 | 49 | 23 | 376 | 504 | 35 | 54 | | | |
| | Arts and sciences | | 42 | 13 | 365 | 431 | 35 | 54 | | | |
| | Special | | | | 3 | 4 | | | | | |
| | Music | | 8 | 10 | 45 | 155 | | | | | |
| Hopkinton | Lenox College ¹ (arts and sciences) | 1856 | 3 | 3 | 13 | 17 | | | | | |
| Indianola | Simpson College | 1860 | 19 | 12 | 219 | 209 | 22 | 31 | | | 3 |
| | Preparatory | | 1 | 2 | 21 | 20 | | | | | |
| | Arts and sciences | | 14 | 7 | 186 | 246 | 20 | 29 | | | |
| | Special | | | | 2 | 7 | | | | | |
| | Commerce | | 1 | 1 | 44 | 24 | | | | | |
| | Music | | 3 | 2 | 26 | 107 | 2 | 2 | | | |
| | Summer school (1921) | | 5 | 5 | 10 | 135 | | | | | |
| Iowa Falls | Ellsworth College | 1890 | 10 | 9 | 136 | 207 | 3 | 17 | | | |
| | Preparatory | | 2 | 5 | 42 | 51 | | | | | |
| | Arts and sciences | | 7 | 4 | 50 | 73 | 3 | 17 | | | |
| | Music | | 3 | 2 | 44 | 202 | | | | | |
| | Summer school (1921) | | 6 | 4 | 35 | 181 | | | | | |
| Lamoni | Graceland College ¹ | 1895 | 10 | 9 | 102 | 210 | | | | | |
| | Preparatory | | 6 | 4 | 32 | 58 | | | | | |
| | Arts and sciences | | 7 | 5 | 47 | 84 | | | | | |
| | Education | | 2 | 1 | 34 | 60 | | | | | |
| | Music | | 3 | 1 | 20 | 80 | | | | | |

¹ Junior college.

TABLE 29.—Privately controlled universities, colleges, and professional schools—
Instructors, students, and graduates in 1921-22—Continued

| Location | Institution | Year of first opening | Professors and instructors | | Students | | First degrees | | Graduate degrees | | Honorary degrees |
|-----------------|------------------------------|-----------------------|----------------------------|-------|----------|-------|---------------|-------|------------------|-------|------------------|
| | | | Men | Women | Men | Women | Men | Women | Men | Women | |
| 1 | 2 | 3 | 4 | 5 | 6 | 7 | 8 | 9 | 10 | 11 | 12 |
| IOWA—continued | | | | | | | | | | | |
| Le Mars | Western Union College | 1890 | 12 | 7 | 90 | 98 | 13 | 6 | | | |
| | Preparatory | | 4 | 4 | 18 | 14 | | | | | |
| | Arts and sciences | | 8 | 3 | 52 | 34 | 13 | 6 | | | |
| | Special | | | | 6 | 0 | | | | | |
| | Music | | 1 | 2 | 30 | 63 | | | | | |
| Mount Pleasant | Iowa Wesleyan College | 1842 | 17 | 7 | 134 | 199 | 6 | 11 | | | |
| | Preparatory | | 0 | 1 | 7 | 7 | | | | | |
| | Arts and sciences | | 17 | 6 | 91 | 120 | 6 | 11 | | | |
| | Special | | | | 6 | 5 | | | | | |
| | Commerce | | | | 13 | 8 | | | | | |
| | Music | | | | 19 | 59 | | | | | |
| | Summer school (1921) | | | | 20 | 68 | | | | | |
| Mount Vernon | Cornell College | 1853 | 34 | 16 | 348 | 418 | 44 | 39 | 3 | 0 | 5 |
| | Preparatory | | 1 | 1 | 16 | 12 | | | | | |
| | Arts and sciences | | 28 | 11 | 312 | 364 | 42 | 37 | | | |
| | Graduate | | | | 3 | 2 | | | 3 | 0 | |
| | Special | | 4 | 5 | 6 | 27 | | | | | |
| | Music | | 4 | 3 | 11 | 114 | 2 | 2 | | | |
| | Summer school (1921) | | 8 | 2 | 47 | 38 | | | | | |
| Oskaloosa | Penn College | 1873 | 17 | 11 | 189 | 268 | 26 | 27 | | | |
| | Preparatory | | 1 | 7 | 33 | 38 | | | | | |
| | Arts and sciences | | 17 | 8 | 103 | 137 | 26 | 27 | | | |
| | Commerce | | 2 | 4 | 53 | 93 | | | | | |
| | Music | | 3 | 3 | 36 | 118 | | | | | |
| | Summer school (1921) | | 4 | 9 | 70 | 127 | | | | | |
| Sioux City | Morningside College | 1890 | 21 | 13 | 362 | 534 | 30 | 44 | | | 1 |
| | Preparatory | | 2 | 2 | 31 | 20 | | | | | |
| | Arts and sciences | | 19 | 11 | 295 | 357 | 30 | 44 | | | |
| | Music | | 5 | 4 | 47 | 205 | | | | | |
| | Summer school (1921) | | | | 46 | 258 | | | | | |
| | Extension courses | | | | 4 | 39 | | | | | |
| Storm Lake | Buena Vista College | 1891 | 9 | 6 | 66 | 94 | 4 | 3 | | | |
| | Preparatory | | 1 | 1 | 5 | 1 | | | | | |
| | Arts and sciences | | 6 | 4 | 44 | 65 | 4 | 3 | | | |
| | Special | | 2 | 1 | 20 | 35 | | | | | |
| University Park | Central Holliness University | 1906 | 7 | 15 | 106 | 132 | 5 | 7 | | | |
| | Preparatory | | 3 | 5 | 49 | 55 | | | | | |
| | Arts and sciences | | 3 | 5 | 46 | 46 | 5 | 7 | | | |
| | Music | | 0 | 3 | 20 | 96 | | | | | |
| | Theology | | 1 | 0 | 7 | 1 | | | | | |
| | Expression | | 0 | 2 | 35 | 38 | | | | | |
| KANSAS | | | | | | | | | | | |
| Atchison | St. Benedict's College | 1858 | 26 | 0 | 286 | 0 | 0 | 9 | | | |
| | Preparatory | | 14 | 0 | 206 | 0 | | | | | |
| | Arts and sciences | | 9 | 0 | 50 | 0 | 6 | 9 | | | |
| | Commerce | | 2 | 0 | 20 | 0 | | | | | |
| | Journalism | | 1 | 0 | 15 | 0 | | | | | |
| | Education | | 1 | 0 | 8 | 0 | | | | | |
| | Music | | 8 | 0 | 30 | 0 | | | | | |
| | Theology | | 3 | 0 | 11 | 0 | | | | | |
| | Summer school (1921) | | 3 | 0 | 0 | 72 | | | | | |
| Baldwin City | Baker University | 1858 | 19 | 11 | 221 | 262 | 33 | 36 | | | |
| | Arts and sciences | | 16 | 8 | 213 | 200 | 33 | 36 | | | |
| | Fine arts | | 0 | 1 | 11 | 29 | | | | | |
| | Music | | 3 | 2 | 18 | 81 | | | | | |
| | Summer school (1921) | | | | 18 | 41 | | | | | |
| Emporia | College of Emporia | 1883 | 14 | 9 | 168 | 175 | 19 | 14 | | | 3 |
| | Arts and sciences | | 14 | 9 | 167 | 164 | 19 | 14 | | | |
| | Fine arts | | 2 | 2 | 34 | 87 | | | | | |
| Kansas City | Kansas City University | 1896 | 13 | 10 | 141 | 148 | 4 | 5 | | | |
| | Preparatory | | 1 | 4 | 74 | 73 | | | | | |
| | Arts and sciences | | 10 | 1 | 65 | 71 | 4 | 5 | | | |
| | Special | | | | 2 | 4 | | | | | |
| | Music | | 1 | 3 | 7 | 15 | | | | | |
| | Art | | 1 | 1 | 0 | 10 | | | | | |
| | Expression | | 0 | 1 | 2 | 6 | | | | | |
| | Summer school (1921) | | | | 9 | 36 | | | | | |

TABLE 29.—*Privately controlled universities, colleges, and professional schools—Instructors, students, and graduates in 1921-22—Continued*

| Location | Institution | Year of first opening | Professors and instructors | | Students | | First degrees | | Graduate degrees | | Honorary degrees |
|---------------|----------------------------|-----------------------|----------------------------|-------|----------|-------|---------------|-------|------------------|-------|------------------|
| | | | Men | Women | Men | Women | Men | Women | Men | Women | |
| 1 | 2 | 3 | 4 | 5 | 6 | 7 | 8 | 9 | 10 | 11 | 12 |
| KANSAS—contd. | | | | | | | | | | | |
| Lindsborg | Bethany College | 1881 | 25 | 14 | 236 | 397 | 12 | 9 | | | 5 |
| | Preparatory | | 2 | 4 | 49 | 44 | | | | | |
| | Arts and sciences | | 9 | 3 | 73 | 62 | 9 | 3 | | | |
| | Commerce | | 3 | 1 | 50 | 21 | | | | | |
| | Music | | 11 | 6 | 64 | 270 | 3 | 6 | | | |
| | Summer school (1921) | | 14 | 3 | 39 | 140 | | | | | |
| McPherson | McPherson College | 1889 | 20 | 8 | 181 | 154 | 32 | 29 | | | |
| | Preparatory | | 12 | 6 | 33 | 45 | | | | | |
| | Arts and sciences | | 20 | 8 | 144 | 108 | 32 | 29 | | | |
| | Graduate | | 3 | 0 | 4 | 1 | | | | | |
| | Summer school (1921) | | | | 17 | 62 | | | | | |
| Newton | Bethel College | 1893 | 12 | 8 | 106 | 145 | 5 | 6 | | | |
| | Preparatory | | 5 | 3 | 45 | 53 | | | | | |
| | Arts and sciences | | 10 | 2 | 45 | 40 | 5 | 6 | | | |
| | Special | | | | 12 | 25 | | | | | |
| | Education | | 1 | 0 | 23 | 29 | | | | | |
| | Home economics | | 0 | 1 | 0 | 11 | | | | | |
| | Music | | 0 | 2 | 18 | 63 | | | | | |
| Ottawa | Ottawa University | 1865 | 15 | 12 | 160 | 271 | 15 | 19 | | | |
| | Preparatory | | 1 | 3 | 15 | 18 | | | | | |
| | Arts and sciences | | 13 | 6 | 127 | 149 | 15 | 19 | | | |
| | Music | | 1 | 3 | 30 | 188 | | | | | |
| St. Marys | St. Mary's College | 1848 | 33 | 0 | 475 | 0 | 6 | 0 | 1 | 0 | |
| | Preparatory | | 20 | 0 | 352 | 0 | | | | | |
| | Arts and sciences | | 11 | 0 | 123 | 0 | 6 | 0 | 1 | 0 | |
| | Music | | 2 | 0 | 100 | 0 | | | | | |
| Salina | Kansas Wesleyan University | 1886 | 15 | 13 | 135 | 251 | 5 | 24 | | | 1 |
| | Arts and sciences | | 12 | 8 | 123 | 185 | 5 | 24 | | | |
| | Special | | | | 0 | 7 | | | | | |
| | Fine arts | | 0 | 1 | 1 | 17 | | | | | |
| | Music | | 3 | 4 | 55 | 97 | | | | | |
| Sterling | Sterling College | 1886 | 10 | 7 | 92 | 135 | 7 | 6 | | | |
| | Preparatory | | 1 | 3 | 7 | 2 | | | | | |
| | Arts and sciences | | 6 | 3 | 59 | 80 | 7 | 6 | | | |
| | Music | | 3 | 2 | 27 | 60 | | | | | |
| | Art | | 0 | 1 | 7 | 38 | | | | | |
| | Expression | | 1 | 0 | 3 | 18 | | | | | |
| Topeka | Washburn College | 1865 | 43 | 15 | 409 | 560 | 29 | 37 | | | 1 |
| | Arts and sciences | | 25 | 11 | 335 | 398 | 22 | 36 | | | |
| | Graduate | | | | 0 | 6 | | | | | |
| | Fine arts | | 0 | 5 | 12 | 165 | | | | | |
| | Music | | 6 | 5 | 42 | 177 | | | | | |
| | Law | | 13 | 0 | 131 | 14 | 7 | 1 | | | |
| | Summer school (1921) | | 15 | 1 | 34 | 86 | | | | | |
| Wichita | Fairmount College | 1895 | 12 | 12 | 170 | 217 | 19 | 32 | | | 2 |
| | Arts and sciences | | 12 | 12 | 160 | 196 | 19 | 32 | | | |
| | Special | | | | 10 | 21 | | | | | |
| | Summer school (1921) | | | | 29 | 91 | | | | | |
| | Extension courses | | | | 16 | 148 | | | | | |
| Do | Friends University | 1898 | 8 | 7 | 152 | 127 | 8 | 12 | | | |
| | Preparatory | | 0 | 1 | 6 | 9 | | | | | |
| | Arts and sciences | | 8 | 6 | 145 | 146 | 8 | 12 | | | |
| | Graduate | | | | 1 | 2 | | | | | |
| Winfield | Southwestern College | 1886 | 19 | 19 | 298 | 414 | 34 | 33 | | | 1 |
| | Arts and sciences | | 16 | 9 | 264 | 324 | 34 | 31 | | | |
| | Special | | | | 40 | 120 | | | | | |
| | Music | | 3 | 10 | 1 | 30 | 0 | 2 | | | |
| | Summer school (1921) | | | | 47 | 41 | | | | | |
| | Extension courses | | | | 7 | 28 | | | | | |
| KENTUCKY | | | | | | | | | | | |
| Berea | Berea College | 1855 | 34 | 32 | 970 | 783 | 12 | 8 | | | |
| | Preparatory | | 25 | 26 | 792 | 628 | | | | | |
| | Arts and sciences | | 9 | 6 | 178 | 155 | 12 | 8 | | | |
| | Summer school (1921) | | 20 | 15 | 232 | 218 | | | | | |
| Bowling Green | Ogden College | 1877 | 9 | 0 | 100 | 0 | 12 | 0 | | | |
| | Preparatory | | 6 | 0 | 65 | 0 | | | | | |
| | Arts and sciences | | 7 | 0 | 32 | 0 | 12 | 0 | | | |
| | Special | | | | 3 | 0 | | | | | |

TABLE 29.—*Privately controlled universities, colleges, and professional schools—Instructors, students, and graduates in 1921-22—Continued*

| Location | Institution | Year of first opening | Professors and instructors | | Students | | First degrees | | Graduate degrees | | Honorary degrees |
|---------------|---|-----------------------|----------------------------|-------|----------|-------|---------------|-------|------------------|-------|------------------|
| | | | Men | Women | Men | Women | Men | Women | Men | Women | |
| 1 | 2 | 3 | 4 | 5 | 6 | 7 | 8 | 9 | 10 | 11 | 12 |
| KENTUCKY—CON. | | | | | | | | | | | |
| Danville | Centre College (arts and sciences) | 1819 | 16 | 0 | 298 | 0 | 29 | 0 | | | 2 |
| Do. | Kentucky College for Women | 1860 | 1 | 21 | 0 | 152 | | | | | |
| | Preparatory | | 0 | 7 | 0 | 87 | | | | | |
| | Arts and sciences | | 1 | 14 | 0 | 65 | | | | | |
| Georgetown | Georgetown College | 1829 | 18 | 7 | 166 | 186 | 25 | 28 | | | 2 |
| | Arts and sciences | | 18 | 7 | 156 | 157 | 25 | 28 | | | |
| | Special | | | | 10 | 29 | | | | | |
| Lexington | Hamilton College ¹ (arts and sciences) | 1869 | 0 | 8 | 0 | 45 | | | | | |
| Do. | Transylvania College | 1798 | 20 | 6 | 161 | 150 | 21 | 22 | | | 2 |
| | Arts and sciences | | 17 | 6 | 130 | 142 | 9 | 22 | | | |
| | Theology | | 8 | 0 | 60 | 18 | 12 | 0 | | | |
| Louisville | Jefferson School of Law | 1905 | 10 | 0 | 69 | 2 | 20 | 2 | | | |
| Do. | Louisville College of Pharmacy | 1871 | 8 | 0 | 179 | 1 | 53 | 0 | 2 | 0 | |
| Do. | Presbyterian Theological Seminary of Kentucky | 1893 | 6 | 0 | 45 | 0 | 7 | 0 | | | |
| Do. | Southern Baptist Theological Seminary | 1859 | 18 | 0 | 416 | 270 | 43 | 0 | 10 | 0 | |
| | Correspondence courses | | 6 | 0 | 175 | 30 | | | | | |
| Russellville | Bethel College ¹ (arts and sciences) | 1849 | 13 | 0 | 188 | 0 | | | | | |
| Do. | Logan College ¹ | 1857 | 2 | 12 | 0 | 118 | | | | | |
| | Preparatory | | 2 | 12 | 0 | 58 | | | | | |
| | Arts and sciences | | 2 | 12 | 0 | 60 | | | | | |
| | Education | | 1 | 1 | 0 | 40 | | | | | |
| | Home economics | | 0 | 1 | 0 | 13 | | | | | |
| | Fine arts | | 0 | 1 | 0 | 5 | | | | | |
| | Music | | 0 | 3 | 0 | 63 | | | | | |
| St. Mary | St. Mary's College | 1821 | 14 | 0 | 127 | 0 | 4 | 0 | | | |
| | Preparatory | | 8 | 0 | 98 | 0 | | | | | |
| | Arts and sciences | | 6 | 0 | 25 | 0 | 4 | 0 | | | |
| | Graduate | | | | 4 | 0 | | | | | |
| Williamsburg | Cumberland College ¹ | 1890 | 14 | 12 | 185 | 176 | | | | | |
| | Preparatory | | 6 | 3 | 105 | 104 | | | | | |
| | Arts and sciences | | 6 | 0 | 27 | 42 | | | | | |
| | Education | | 1 | 4 | 53 | 30 | | | | | |
| | Home economics | | 0 | 1 | 0 | 59 | | | | | |
| | Fine arts | | 0 | 1 | 0 | 21 | | | | | |
| | Music | | 1 | 3 | 25 | 71 | | | | | |
| Wilmore | Asbury College | 1890 | 12 | 19 | 229 | 238 | 13 | 16 | | | 5 |
| | Preparatory | | 4 | 7 | 122 | 120 | | | | | |
| | Arts and sciences | | 7 | 2 | 107 | 118 | 13 | 15 | | | |
| | Music | | 1 | 6 | 21 | 66 | 0 | 1 | | | |
| | Expression | | 0 | 2 | 30 | 24 | | | | | |
| Winchester | Kentucky Wesleyan College | 1866 | 12 | 3 | 78 | 120 | 7 | 6 | 3 | 0 | 2 |
| | Arts and sciences | | 12 | 3 | 75 | 65 | 7 | 6 | | | |
| | Graduate | | | | 3 | 0 | | | 3 | 0 | |
| | Special | | | | 0 | 20 | | | | | |
| | Fine arts | | | | 0 | 15 | | | | | |
| | Music | | | | 0 | 20 | | | | | |
| LOUISIANA | | | | | | | | | | | |
| Clinton | Sillman College ¹ | 1852 | 2 | 7 | 0 | 57 | | | | | |
| | Preparatory | | 2 | 4 | 0 | 21 | | | | | |
| | Arts and sciences | | 2 | 4 | 0 | 31 | | | | | |
| | Special | | | | 0 | 5 | | | | | |
| | Education | | 2 | 0 | 0 | 14 | | | | | |
| | Fine arts | | 0 | 1 | 0 | 3 | | | | | |
| | Music | | 0 | 2 | 0 | 24 | | | | | |
| Convent | Jefferson College | 1864 | 17 | 0 | 123 | 0 | 12 | 0 | | | 2 |
| | Preparatory | | 8 | 0 | 88 | 0 | | | | | |
| | Arts and sciences | | 8 | 0 | 34 | 0 | 6 | 0 | | | |
| | Commerce | | 3 | 0 | 25 | 0 | 6 | 0 | | | |
| | Music | | 1 | 0 | 25 | 0 | | | | | |

¹ Junior college.

TABLE 29.—Privately controlled universities, colleges, and professional schools—
Instructors, students, and graduates in 1921-22—Continued

| Location | Institution | Year of first opening | Professors and instructors | | Students | | First degrees | | Graduate degrees | | Honorary degrees |
|----------------|---------------------------------------|-----------------------|----------------------------|-------|----------|-------|---------------|-------|------------------|-------|------------------|
| | | | Men | Women | Men | Women | Men | Women | Men | Women | |
| 1 | 2 | 3 | 4 | 5 | 6 | 7 | 8 | 9 | 10 | 11 | 12 |
| LOUISIANA—CON. | | | | | | | | | | | |
| Mansfield | Mansfield Female College ¹ | 1854 | 2 | 14 | 0 | 220 | | | | | |
| | Preparatory | | 0 | 2 | 0 | 144 | | | | | |
| | Arts and sciences | | 1 | 7 | 0 | 76 | | | | | |
| | Education | | | | 0 | 55 | | | | | |
| | Music | | 1 | 5 | 0 | 70 | | | | | |
| | Expression | | | | 0 | 10 | | | | | |
| New Orleans | Loyola University | 1904 | 100 | 0 | 471 | 30 | 56 | 8 | | | 2 |
| | Arts and sciences | | 17 | 0 | 77 | 0 | 9 | 0 | | | |
| | Special | | | | 7 | 0 | | | | | |
| | Civil engineering | | 5 | 0 | 14 | 0 | | | | | |
| | Commerce | | 17 | 0 | 93 | 2 | | | | | |
| | Law | | 29 | 0 | 190 | 10 | 30 | 2 | | | |
| | Dentistry | | 38 | 0 | 47 | 3 | 9 | 1 | | | |
| | Pharmacy | | 10 | 0 | 43 | 15 | 8 | 4 | | | |
| | Summer school (1921) | | 21 | 16 | 119 | 464 | | | | | |
| | Extension courses | | 9 | 0 | 6 | 125 | | | | | |
| New Orleans | Tulane University of Louisiana | 1834 | 323 | 61 | 1,900 | 729 | 160 | 101 | 4 | 10 | 4 |
| | Arts and sciences | | 64 | 40 | 389 | 311 | 16 | 42 | | | |
| | Graduate | | 32 | 6 | 18 | 41 | | | 2 | 10 | |
| | Special | | | | 579 | 107 | | | | | |
| | Chemical engineering | | | | 31 | 2 | 2 | 1 | | | |
| | Civil engineering | | | | 44 | 0 | 7 | 0 | 1 | 0 | |
| | Mechanical and electrical engineering | | 32 | 1 | 115 | 0 | 14 | 0 | 1 | 0 | |
| | Architecture | | | | 9 | 1 | 1 | 0 | | | |
| | Commerce | | 21 | 0 | 97 | 2 | | | | | |
| | Education | | | | 0 | 138 | 0 | 37 | | | |
| | Fine arts | | | | 0 | 73 | 0 | 8 | | | |
| | Music | | | | 0 | 27 | 0 | 2 | | | |
| | Law | | 14 | 0 | 66 | 2 | 10 | 0 | | | |
| | Medicine | | 207 | 10 | 325 | 15 | 67 | 5 | | | |
| | Dentistry | | 43 | 3 | 165 | 3 | 20 | 1 | | | |
| | Pharmacy | | 12 | 1 | 62 | 7 | 17 | 5 | | | |
| | Summer school (1921) | | 45 | 22 | 455 | 1,019 | | | | | |
| | Extension courses | | 13 | 9 | 4 | 151 | | | | | |
| | Correspondence courses | | 3 | 2 | 3 | 3 | | | | | |
| Pineville | Louisiana College | 1853 | 15 | 10 | 236 | 125 | 9 | 11 | | | |
| | Preparatory | | | | 45 | 12 | | | | | |
| | Arts and sciences | | 13 | 9 | 191 | 113 | 9 | 11 | | | |
| | Fine arts | | 2 | 1 | 6 | 24 | | | | | |
| | Summer school (1921) | | 11 | 4 | 20 | 78 | | | | | |
| Shreveport | Centenary College | 1841 | 17 | 2 | 207 | 41 | | | | | |
| | Preparatory | | 6 | 1 | 105 | 23 | | | | | |
| | Arts and sciences | | 11 | 1 | 102 | 18 | | | | | |
| MAINE | | | | | | | | | | | |
| Bangor | Bangor Theological Seminary | 1816 | 8 | 0 | 29 | 0 | 3 | 0 | | | |
| Brunswick | Bowdoin College | 1802 | 32 | 0 | 458 | 0 | 88 | 0 | | | 8 |
| | Arts and sciences | | 32 | 0 | 445 | 0 | 88 | 0 | | | |
| | Special | | | | 13 | 0 | | | | | |
| Lewiston | Bates College (arts and sciences) | 1863 | 26 | 3 | 318 | 237 | 47 | 65 | | | 4 |
| Waterville | Colby College (arts and sciences) | 1881 | 27 | 2 | 288 | 198 | 39 | 41 | 1 | 0 | 5 |
| MARYLAND | | | | | | | | | | | |
| Annapolis | St. John's College | 1789 | 17 | 0 | 170 | 0 | 35 | 0 | 10 | 0 | 10 |
| | Preparatory | | | | 11 | 0 | | | | | |
| | Arts and sciences | | 17 | 0 | 135 | 0 | 35 | 0 | 10 | 0 | |
| | Special | | | | 24 | 0 | | | | | |
| | Summer school (1921) | | | | 7 | 47 | | | | | |
| | Military drill | | | | 165 | 0 | | | | | |
| Baltimore | Baltimore College of Dental Surgery | 1839 | 40 | 0 | 233 | 0 | 44 | 0 | | | |
| Do. | College of Notre Dame of Maryland | 1848 | 6 | 23 | 0 | 307 | 0 | 10 | | | |
| | Preparatory | | 0 | 14 | 0 | 225 | | | | | |
| | Arts and sciences | | 6 | 9 | 0 | 80 | 0 | 10 | | | |
| | Special | | | | 0 | 2 | | | | | |

¹ Junior college.⁴ Engineering faculty.

TABLE 29.—Privately controlled universities, colleges, and professional schools—
Instructors, students, and graduates in 1921-22—Continued

| Location | Institution | Year of first opening | Professors and instructors | | Students | | First degrees | | Graduate degrees | | Honorary degrees |
|---------------|-------------------------------------|-----------------------|----------------------------|-------|----------|-------|---------------|-------|------------------|-------|------------------|
| | | | Men | Women | Men | Women | Men | Women | Men | Women | |
| 1 | 2 | 3 | 4 | 5 | 6 | 7 | 8 | 9 | 10 | 11 | 12 |
| MARYLAND—CON. | | | | | | | | | | | |
| Baltimore | Goucher College (arts and sciences) | 1888 | 20 | 39 | 0 | 886 | 0 | 151 | | | |
| Do. | Johns Hopkins University | 1876 | 326 | 26 | 2,261 | 1,148 | 213 | 27 | 52 | 20 | 2 |
| | Arts and sciences | | 71 | 3 | 410 | 4 | 79 | 0 | | | |
| | Graduate | | 58 | 3 | 208 | 87 | | | 41 | 16 | |
| | Engineering | | 24 | 0 | 300 | 0 | 59 | 0 | 2 | 0 | |
| | Education | | 36 | 6 | 200 | 832 | 6 | 11 | | | |
| | Medicine | | 207 | 7 | 297 | 51 | 68 | 13 | | | |
| | Hygiene and public health | | 38 | 10 | 111 | 20 | 1 | 3 | 9 | 4 | |
| | Social economics | | 8 | 1 | 0 | 27 | | | | | |
| | Business economics | | 14 | 0 | 493 | 132 | | | | | |
| | Technical courses | | 12 | 0 | 242 | 5 | | | | | |
| | Summer school (1921) | | 36 | 22 | 231 | 718 | | | | | |
| | Military drill | | | | 209 | 0 | | | | | |
| Baltimore | Morgan College | 1872 | 12 | 8 | 134 | 148 | 9 | 9 | | | |
| | Preparatory | | 3 | 5 | 56 | 44 | | | | | |
| | Arts and sciences | | 9 | 3 | 69 | 104 | 9 | 9 | | | |
| | Education | | | | 29 | 33 | | | | | |
| | Home economics | | | | 0 | 118 | | | | | |
| | Music | | | | 6 | 9 | | | | | |
| | Extension courses | | 3 | 2 | 32 | 85 | | | | | |
| Chestertown | Washington College | 1723 | 13 | 1 | 99 | 22 | 10 | 1 | 1 | 0 | 6 |
| | Preparatory | | | | 31 | 0 | | | | | |
| | Arts and sciences | | 13 | 1 | 54 | 20 | 10 | 1 | | | |
| | Graduate | | | | 2 | 0 | | | | | |
| | Special | | | | 12 | 2 | | | | | |
| Emmitsburg | Mount St. Mary's College | 1808 | 48 | 0 | 540 | 0 | 19 | 0 | 8 | 0 | 3 |
| | Preparatory | | 32 | 0 | 330 | 0 | | | | | |
| | Arts and sciences | | 15 | 0 | 136 | 0 | 19 | 0 | 8 | 0 | |
| | Special | | | | 19 | 0 | | | | | |
| | Theology | | 5 | 0 | 55 | 0 | | | | | |
| Frederick | Hood College | 1893 | 5 | 28 | 0 | 442 | 0 | 38 | | | |
| | Arts and sciences | | 5 | 28 | 0 | 289 | 0 | 38 | | | |
| | Education | | | | 0 | 15 | | | | | |
| | Home economics | | | | 0 | 104 | | | | | |
| | Music | | | | 0 | 166 | | | | | |
| Lutherville | Maryland College for Women | 1853 | 7 | 12 | 0 | 83 | | | | | |
| | Arts and sciences | | 5 | 6 | 0 | 83 | | | | | |
| | Home economics | | 0 | 2 | 0 | 28 | | | | | |
| | Music | | 2 | 4 | 0 | 24 | | | | | |
| New Windsor | Blue Ridge College | 1899 | 13 | 7 | 83 | 118 | 4 | 1 | | | 2 |
| | Preparatory | | 4 | 1 | 31 | 51 | | | | | |
| | Arts and sciences | | 6 | 1 | 29 | 16 | 4 | 1 | | | |
| | Commerce | | 1 | 1 | 25 | 9 | | | | | |
| | Fine arts | | 0 | 1 | 9 | 40 | | | | | |
| | Music | | 1 | 3 | 26 | 63 | | | | | |
| Westminster | Western Maryland College | 1867 | 17 | 8 | 151 | 194 | 15 | 27 | | | 4 |
| | Preparatory | | 2 | 3 | 44 | 31 | | | | | |
| | Arts and sciences | | 15 | 5 | 107 | 153 | 15 | 27 | | | |
| | Education | | 1 | 1 | 43 | 94 | | | | | |
| | Home economics | | 0 | 1 | 0 | 34 | | | | | |
| | Music | | 0 | 5 | 14 | 86 | | | | | |
| | Extension courses | | 1 | 1 | 13 | 44 | | | | | |
| | Military drill | | | | 110 | 0 | | | | | |
| Do. | Westminster Theological Seminary | 1882 | 6 | 0 | 31 | 0 | 8 | 0 | | | |
| MASSACHUSETTS | | | | | | | | | | | |
| Amherst | Amherst College | 1821 | 56 | 0 | 522 | 0 | 74 | 0 | | | 7 |
| | Arts and sciences | | 56 | 0 | 520 | 0 | 74 | 0 | | | |
| | Graduate | | | | 1 | 0 | | | | | |
| | Special | | | | 1 | 0 | | | | | |
| Boston | Boston University | 1873 | 325 | 42 | 3,890 | 3,150 | 438 | 175 | 16 | 33 | 1 |
| | Arts and sciences | | 38 | 5 | 220 | 500 | 38 | 67 | | | |
| | Graduate | | 34 | 1 | 133 | 200 | | | 9 | 29 | |
| | Special | | 173 | 16 | 1,234 | 753 | | | | | |
| | Education | | 12 | 7 | 121 | 316 | 21 | 49 | 4 | 4 | |

¹ Colored.

TABLE 29.—*Privately controlled universities, colleges, and professional schools—Instructors, students, and graduates in 1921-22—Continued*

| Location | Institution | Year of first opening | Professors and instructors | | Students | | First degrees | | Graduate degrees | | Honorary degrees |
|-------------------------|---|-----------------------|----------------------------|-------|----------|-------|---------------|-------|------------------|-------|------------------|
| | | | Men | Women | Men | Women | Men | Women | Men | Women | |
| 1 | 2 | 3 | 4 | 5 | 6 | 7 | 8 | 9 | 10 | 11 | 12 |
| MASSACHUSETTS—continued | | | | | | | | | | | |
| Boston | Boston University—Contd. | | | | | | | | | | |
| | Secretarial science | | 9 | 14 | 0 | 636 | 0 | 16 | | | |
| | Commerce | | 52 | 0 | 1,122 | 634 | 135 | 24 | | | |
| | Theology | | 12 | 0 | 270 | 11 | 65 | 0 | 2 | 0 | |
| | Law | | 8 | 0 | 649 | 72 | 158 | 17 | | | |
| | Medicine | | 7 | 0 | 141 | 28 | 21 | 2 | | | |
| | Summer school (1921) | | 62 | 4 | 520 | 235 | | | | | |
| | Extension courses | | 38 | 0 | 968 | 1,150 | | | | | |
| | Military drill | | | | 550 | 0 | | | | | |
| Do | College of Physicians and Surgeons | 1880 | 37 | 0 | 68 | 2 | 19 | 0 | | | |
| Do | Emmanuel College (arts and sciences) | 1919 | 6 | 15 | 0 | 105 | | | | | |
| | Summer school (1921) | | 1 | 2 | 0 | 31 | | | | | |
| | Correspondence courses | | 0 | 2 | 0 | 65 | | | | | |
| Do | Massachusetts College of Pharmacy | 1867 | 15 | 1 | 350 | 47 | 63 | 11 | 8 | 1 | |
| Do | Northeastern University | | 271 | 1 | 7,056 | 0 | 231 | 0 | | | 1 |
| | Preparatory | | 57 | 1 | 1,335 | 0 | | | | | |
| | Special | | 46 | 0 | 2,532 | 0 | | | | | |
| | General engineering | | 42 | 0 | 645 | 0 | | | | | |
| | Chemical engineering | | | | 101 | 0 | 75 | 0 | | | |
| | Civil engineering | | | | 90 | 0 | | | | | |
| | Electrical engineering | | | | 233 | 0 | | | | | |
| | Mechanical engineering | | | | 172 | 0 | | | | | |
| | Commerce | | 86 | 0 | 1,240 | 0 | 107 | 0 | | | |
| | Law | | 40 | 0 | 819 | 0 | 49 | 0 | | | |
| | Extension courses | | | | 108 | 0 | | | | | |
| Do | Portia Law School | 1909 | 13 | 2 | 0 | 227 | 0 | 23 | | | |
| Do | St. John's Boston Ecclesiastical Seminary | 1884 | 12 | 0 | 138 | 0 | | | | | |
| Do | Simmons College | 1902 | 35 | 90 | 0 | 1,305 | 0 | 228 | 0 | 5 | |
| | Arts and sciences | | 35 | 90 | 0 | 1,300 | 0 | 228 | | | |
| | Graduate | | | | 0 | 5 | | | 0 | 5 | |
| | Summer school (1921) | | 8 | 14 | 3 | 227 | | | | | |
| | Extension courses | | 0 | 10 | 0 | 190 | | | | | |
| Do | Suffolk Law School | 1900 | 20 | 0 | 1,072 | 0 | 59 | 0 | | | |
| Bradford | Bradford Academy | 1803 | 4 | 22 | 0 | 160 | | | | | |
| | Preparatory | | 4 | 17 | 0 | 90 | | | | | |
| | Arts and sciences | | 4 | 10 | 0 | 70 | | | | | |
| Cambridge | Andover Theological Seminary | 1808 | 8 | 0 | 18 | 0 | 6 | 0 | | | |
| Do | Episcopal Theological School | 1867 | 9 | 0 | 30 | 0 | 3 | 0 | 2 | 0 | |
| Do | Harvard University | 1638 | 651 | 0 | 5,886 | 77 | 1,053 | 0 | 415 | 45 | 13 |
| | Arts and sciences | | 345 | 0 | 2,678 | 0 | 597 | 0 | | | |
| | Graduate | | | | 563 | 0 | | | 204 | 0 | |
| | General engineering | | 33 | 0 | 36 | 0 | | | | | |
| | Civil engineering | | | | 49 | 0 | 9 | 0 | | | |
| | Electrical engineering | | | | 93 | 0 | 12 | 0 | 3 | 0 | |
| | Mechanical engineering | | | | 55 | 0 | 9 | 0 | 3 | 0 | |
| | Mining engineering | | | | 25 | 0 | | | | | |
| | Sanitary engineering | | | | 8 | 0 | | | | | |
| | Metallurgical engineering | | | | 4 | 0 | | | | | |
| | Architecture | | 15 | 0 | 74 | 0 | | | 9 | 0 | |
| | Business administration | | 36 | 0 | 466 | 0 | | | 154 | 0 | |
| | Education | | 17 | 0 | 127 | 77 | | | 32 | 45 | |
| | Theology | | 9 | 0 | 32 | 0 | | | 5 | 0 | |
| | Law | | 19 | 0 | 999 | 0 | 269 | 0 | 5 | 0 | |
| | Medicine | | 171 | 0 | 472 | 0 | 112 | 0 | | | |
| | Dentistry | | 106 | 0 | 205 | 0 | 45 | 0 | | | |
| | Summer school (1921) | | 70 | 0 | 994 | 1,028 | | | | | |
| | Extension courses | | 16 | 1 | 21 | 1 | | | | | |
| | Military drill | | | | 192 | 0 | | | | | |
| Do | Massachusetts Institute of Technology | 1865 | 335 | 7 | 3,460 | 45 | 731 | 9 | 142 | 3 | |
| | General science | | 81 | 6 | 108 | 12 | 27 | 3 | | | |
| | Graduate | | 60 | 0 | 201 | 7 | | | 38 | 3 | |

1 Junior college.

TABLE 29.—*Privately controlled universities, colleges, and professional schools—Instructors, students, and graduates in 1921-22—Continued*

| Location | Institution | Year of first opening | Professors and instructors | | Students | | First degrees | | Graduate degrees | | Honorary degrees |
|----------------------------|--|-----------------------|----------------------------|-------|----------|-------|---------------|-------|------------------|-------|------------------|
| | | | Men | Women | Men | Women | Men | Women | Men | Women | |
| 1 | 2 | 3 | 4 | 5 | 6 | 7 | 8 | 9 | 10 | 11 | 12 |
| MASSACHUSETTS continued | | | | | | | | | | | |
| Cambridge | Massachusetts Institute of Technology—Continued. | | | | | | | | | | |
| | Special | | | | 133 | 8 | | | | | |
| | General engineering | | | | 47 | 1 | 24 | 0 | | | |
| | Chemical engineering | | 48 | 0 | 430 | 1 | 97 | 0 | 38 | 0 | |
| | Civil engineering | | 24 | 0 | 303 | 0 | 97 | 0 | 8 | 0 | |
| | Electrical engineering | | 33 | 0 | 634 | 1 | 102 | 0 | 37 | 0 | |
| | Engineering administration | | | | 572 | 0 | 123 | 0 | | | |
| | Mechanical engineering | | 57 | 0 | 564 | 0 | 151 | 0 | 4 | 0 | |
| | Mining engineering | | 7 | 0 | 115 | 1 | 28 | 0 | 3 | 0 | |
| | Sanitary engineering | | | | 16 | 0 | 8 | 0 | | | |
| | Geology | | 6 | 0 | 17 | 0 | 7 | 0 | 2 | 0 | |
| | Architecture | | 12 | 1 | 75 | 10 | 15 | 5 | 2 | 0 | |
| | Architectural engineering | | 2 | 0 | 52 | 3 | 11 | 0 | 1 | 0 | |
| | Naval architecture | | 6 | 0 | 99 | 0 | 17 | 0 | 10 | 0 | |
| | Electrochemical engineering | | | | 94 | 1 | 24 | 1 | 1 | 0 | |
| | Summer school (1921) | | 75 | 0 | 1,467 | 20 | | | | | |
| | Military drill | | | | 1,338 | 0 | | | | | |
| Do | New Church Theological School | 1866 | 8 | 0 | 12 | 0 | | | | | |
| Do | Radcliffe College | 1879 | 140 | 0 | 0 | 662 | 0 | 114 | 0 | 37 | |
| | Arts and sciences | | 140 | 0 | 0 | 449 | 0 | 114 | | | |
| | Graduate | | | | 0 | 148 | | | 0 | 37 | |
| | Special | | | | 0 | 65 | | | | | |
| Chestnut Hill | Boston College | 1864 | 37 | 0 | 819 | 0 | 133 | 0 | 23 | 0 | 2 |
| | Arts and sciences | | 37 | 0 | 773 | 0 | 133 | 0 | | | |
| | Graduate | | | | 23 | 0 | | | 23 | 0 | |
| | Education | | 1 | 0 | 56 | 0 | | | | | |
| Northampton | Smith College | 1875 | 61 | 126 | 0 | 1,999 | 0 | 500 | 0 | 8 | 3 |
| | Arts and sciences | | 61 | 126 | 0 | 1,972 | 0 | 500 | | 8 | |
| | Graduate | | | | 0 | 27 | | | 0 | 8 | |
| | Summer school (1921) | | 6 | 5 | 0 | 48 | | | | | |
| Norton | Wheaton College (arts and sciences) | 1834 | 7 | 25 | 0 | 309 | 0 | 40 | | | |
| South Hadley | Mount Holyoke College | 1837 | 10 | 77 | 0 | 795 | 0 | 213 | 0 | 1 | 2 |
| | Arts and sciences | | 10 | 77 | 0 | 782 | 0 | 213 | | 1 | |
| | Graduate | | | | 0 | 13 | | | 0 | 1 | |
| South Lancaster | Atlantic Union College | 1882 | 8 | 7 | 113 | 95 | | | | | |
| | Preparatory | | 4 | 4 | 48 | 54 | | | | | |
| | Arts and sciences | | 4 | 3 | 65 | 41 | | | | | |
| Tufts College | Tufts College | 1854 | 371 | 10 | 1,840 | 251 | 270 | 55 | 6 | 0 | 12 |
| | Arts and sciences | | 95 | 4 | 610 | 204 | 49 | 45 | | | |
| | Graduate | | 18 | 1 | 15 | 6 | | | 6 | 0 | |
| | General engineering | | 38 | 0 | 8 | 0 | | | | | |
| | Chemical engineering | | | | 57 | 0 | 14 | 0 | | | |
| | Civil engineering | | | | 122 | 0 | 37 | 0 | | | |
| | Electrical engineering | | | | 85 | 0 | 14 | 0 | | | |
| | Mechanical engineering | | | | 90 | 0 | 18 | 0 | | | |
| | Theology | | 23 | 0 | 16 | 0 | 2 | 0 | | | |
| | Medicine | | 146 | 5 | 417 | 31 | 69 | 8 | | | |
| | Dentistry | | 140 | 5 | 424 | 10 | 76 | 2 | | | |
| Wellesley | Wellesley College | 1875 | 20 | 128 | 0 | 1,548 | 0 | 387 | 0 | 6 | |
| | Arts and sciences | | 20 | 128 | 0 | 1,492 | 0 | 387 | | 6 | |
| | Graduate | | | | 0 | 31 | | | 0 | 6 | |
| | Special | | | | 0 | 25 | | | | | |
| Williamstown | Williams College | 1793 | 50 | 0 | 587 | 0 | 114 | 0 | 2 | 0 | 9 |
| | Arts and sciences | | 50 | 0 | 583 | 0 | 114 | 0 | | | |
| | Graduate | | | | 4 | 0 | | | 2 | 0 | |
| Worcester | Clark University | 1889 | 32 | 1 | 261 | 101 | 49 | 0 | 46 | 8 | |
| | Arts and sciences | | 32 | 1 | 198 | 0 | 49 | 0 | | | |
| | Graduate | | | | 52 | 101 | | | 46 | 8 | |
| | Special | | | | 11 | 0 | | | | | |
| | Summer school (1921) | | 11 | 3 | 65 | 127 | | | | | |

¹ Junior college.

⁴ Engineering faculty.

TABLE 29.—*Privately controlled universities, colleges, and professional schools—Instructors, students, and graduates in 1921-22—Continued*

| Location | Institution | Year of first opening | Professors and instructors | | Students | | First degrees | | Graduate degrees | | Honorary degrees |
|-------------------------|--|-----------------------|----------------------------|-------|----------|-------|---------------|-------|------------------|-------|------------------|
| | | | Men | Women | Men | Women | Men | Women | Men | Women | |
| 1 | 2 | 3 | 4 | 5 | 6 | 7 | 8 | 9 | 10 | 11 | 12 |
| MASSACHUSETTS—continued | | | | | | | | | | | |
| Worcester..... | College of the Holy Cross (arts and sciences)..... | 1843 | 36 | 0 | 750 | 0 | 119 | 0 | | | 6 |
| Do..... | Worcester Polytechnic Institute..... | 1868 | 59 | 0 | 502 | 0 | 87 | 0 | 12 | 0 | |
| | Graduate..... | | 11 | 0 | 0 | 0 | | | 3 | 0 | |
| | General engineering..... | | 59 | 0 | 175 | 0 | | | | | |
| | Chemical engineering..... | | 8 | 0 | 43 | 0 | 12 | 0 | 2 | 0 | |
| | Civil engineering..... | | 4 | 0 | 47 | 0 | 18 | 0 | 1 | 0 | |
| | Electrical engineering..... | | 8 | 0 | 120 | 0 | 26 | 0 | 5 | 0 | |
| | Mechanical engineering..... | | 17 | 0 | 106 | 0 | 31 | 0 | 1 | 0 | |
| MICHIGAN | | | | | | | | | | | |
| Adrian..... | Adrian College..... | 1859 | 10 | 6 | 71 | 89 | 3 | 5 | | | 1 |
| | Arts and sciences..... | | 10 | 6 | 70 | 76 | 3 | 5 | | | |
| | Graduate..... | | | | 1 | 0 | | | | | |
| | Special..... | | | | 0 | 4 | | | | | |
| | Music..... | | | | 0 | 19 | | | | | |
| Albion..... | Albion College..... | 1861 | 20 | 14 | 372 | 227 | 41 | 33 | | | 8 |
| | Arts and sciences..... | | 20 | 10 | 350 | 205 | 41 | 33 | | | |
| | Graduate..... | | | | 3 | 2 | | | | | |
| | Music..... | | 2 | 4 | 59 | 144 | | | | | |
| Alma..... | Alma College..... | 1887 | 15 | 6 | 151 | 125 | 7 | 6 | | | 1 |
| | Arts and sciences..... | | 15 | 6 | 148 | 92 | 7 | 6 | | | |
| | Special..... | | | | 3 | 33 | | | | | |
| Berrien Springs..... | Emmanuel Missionary College..... | 1875 | 21 | 16 | 209 | 198 | 23 | 5 | 1 | 0 | |
| | Preparatory..... | | 5 | 5 | 78 | 60 | | | | | |
| | Arts and sciences..... | | 16 | 11 | 131 | 138 | 15 | 5 | | | |
| | Graduate..... | | 2 | 0 | 3 | 1 | | | | | |
| | Agriculture..... | | 1 | 0 | 39 | 16 | | | | | |
| | Commerce..... | | 2 | 0 | 29 | 21 | | | | | |
| | Education..... | | 2 | 1 | 27 | 39 | | | | | |
| | Home economics..... | | 0 | 1 | 0 | 20 | | | | | |
| | Fine arts..... | | 1 | 1 | 24 | 44 | | | | | |
| | Music..... | | 2 | 1 | 15 | 39 | | | | | |
| Detroit..... | University of Detroit..... | 1877 | 140 | 1 | 1,728 | 105 | 177 | 0 | 5 | 0 | 1 |
| | Preparatory..... | | 17 | 1 | 420 | 0 | | | | | |
| | Arts and sciences..... | | 14 | 0 | 115 | 0 | 12 | 0 | | | |
| | Chemical engineering..... | | 21 | 0 | 25 | 0 | 2 | 0 | | | |
| | Civil engineering..... | | | | 40 | 0 | | | | | |
| | Electrical engineering..... | | | | 60 | 0 | 0 | 0 | | | |
| | Mechanical engineering..... | | | | 75 | 0 | 3 | 0 | | | |
| | Aeronautical engineering..... | | | | 17 | 0 | | | | | |
| | Public works engineering..... | | | | 23 | 0 | | | 3 | 0 | |
| | Commerce..... | | 89 | 0 | 602 | 70 | 67 | 6 | 2 | 0 | |
| | Commercial art..... | | 1 | 0 | 42 | 17 | | | | | |
| | Foreign trade..... | | 13 | 0 | 24 | 0 | | | | | |
| | Law..... | | 30 | 0 | 285 | 18 | 84 | 0 | | | |
| Hillsdale..... | Hillsdale College..... | 1856 | 16 | 10 | 204 | 250 | 16 | 15 | | | 2 |
| | Arts and sciences..... | | 14 | 10 | 173 | 137 | 16 | 15 | | | |
| | Special..... | | | | 3 | 2 | | | | | |
| | Music..... | | 2 | 3 | 31 | 120 | | | | | |
| Holland..... | Hope College..... | 1866 | 16 | 12 | 294 | 241 | 36 | 20 | | | 3 |
| | Preparatory..... | | 8 | 7 | 76 | 54 | | | | | |
| | Arts and sciences..... | | 12 | 7 | 207 | 163 | 36 | 20 | | | |
| | Music..... | | 2 | 1 | 15 | 47 | | | | | |
| Kalamazoo..... | Kalamazoo College (arts and sciences)..... | 1833 | 18 | 6 | 214 | 152 | 23 | 19 | | | 3 |
| Monroe..... | St. Mary's College and Academy..... | 1845 | 0 | 33 | 0 | 304 | 0 | 16 | | | |
| | Preparatory..... | | 0 | 21 | 0 | 208 | | | | | |
| | Arts and sciences..... | | 0 | 12 | 0 | 96 | 0 | 16 | | | |
| | Special..... | | 0 | 4 | 0 | 23 | | | | | |
| | Summer school (1921)..... | | 1 | 21 | 0 | 400 | | | | | |
| Olivet..... | Olivet College..... | 1844 | 10 | 12 | 140 | 108 | 9 | 6 | | | 3 |
| | Arts and sciences..... | | 9 | 8 | 135 | 85 | 9 | 5 | | | |
| | Fine arts..... | | 0 | 1 | 8 | 16 | | | | | |
| | Music..... | | 1 | 3 | 28 | 46 | 0 | 1 | | | |

* Engineering faculty.

TABLE 29.—Privately controlled universities, colleges, and professional schools—
Instructors, students, and graduates in 1921-22—Continued

| Location | Institution | Year of first opening | Professors and instructors | | Students | | First degrees | | Graduate degrees | | Honorary degrees |
|---------------|--------------------------------|-----------------------|----------------------------|-------|----------|-------|---------------|-------|------------------|-------|------------------|
| | | | Men | Women | Men | Women | Men | Women | Men | Women | |
| 1 | 2 | 3 | 4 | 5 | 6 | 7 | 8 | 9 | 10 | 11 | 12 |
| MINNESOTA | | | | | | | | | | | |
| Collegetown | St. John's University | 1857 | 40 | 0 | 442 | 0 | 8 | 0 | | | |
| | Preparatory | | 30 | 0 | 31 | 0 | | | | | |
| | Arts and sciences | | 15 | 0 | 81 | 0 | 8 | 0 | | | |
| | Theology | | 10 | 0 | 42 | 0 | | | | | |
| Minneapolis | Augsburg Seminary | 1869 | 19 | 1 | 125 | 5 | 14 | 0 | | | |
| | Preparatory | | 9 | 1 | 71 | 0 | | | | | |
| | Arts and sciences | | 9 | 0 | 39 | 5 | 11 | 0 | | | |
| | Theology | | 4 | 0 | 19 | 0 | 3 | 0 | | | |
| Do | Minnesota College of Law | 1913 | 21 | 0 | 334 | 13 | 41 | 1 | | | |
| Moorhead | Concordia College | 1891 | 15 | 9 | 166 | 153 | 14 | 15 | | | |
| | Preparatory | | 3 | 6 | 82 | 81 | | | | | |
| | Arts and sciences | | 12 | 3 | 84 | 72 | 14 | 15 | | | |
| Northfield | Carleton College | 1867 | 44 | 19 | 420 | 422 | 33 | 49 | 2 | 1 | 2 |
| | Arts and sciences | | 41 | 14 | 410 | 381 | 33 | 49 | | | |
| | Graduate | | | | 4 | 3 | | | 2 | 1 | |
| | Music | | 3 | 5 | 6 | 38 | | | | | |
| Do | St. Olaf College | 1874 | 40 | 18 | 436 | 444 | 57 | 55 | | | |
| | Arts and sciences | | 36 | 12 | 426 | 391 | 57 | 55 | | | |
| | Music | | 4 | 6 | 10 | 53 | | | | | |
| St. Paul | College of St. Catherine | 1905 | 12 | 54 | 0 | 404 | 0 | 22 | | | 1 |
| | Preparatory | | 0 | 18 | 0 | 160 | | | | | |
| | Arts and sciences | | 12 | 24 | 0 | 244 | 0 | 20 | | | |
| | Fine arts | | 0 | 4 | 0 | 100 | | | | | |
| | Music | | 0 | 8 | 0 | 300 | 0 | 2 | | | |
| | Summer school (1921) | | 4 | 15 | 0 | 150 | | | | | |
| | Correspondence courses | | 0 | 4 | 0 | 10 | | | | | |
| Do | College of St. Thomas | 1885 | 56 | 0 | 889 | 0 | 17 | 0 | | | |
| | Preparatory | | 44 | 0 | 589 | 0 | | | | | |
| | Arts and sciences | | 12 | 0 | 233 | 0 | 17 | 0 | | | |
| | Graduate | | 4 | 0 | 17 | 0 | | | | | |
| | Fine arts | | 3 | 0 | 20 | 0 | | | | | |
| | Music | | 6 | 0 | 80 | 0 | | | | | |
| | Military drill | | | | 700 | 0 | | | | | |
| Do | Concordia College ¹ | 1893 | 12 | 0 | 222 | 0 | | | | | |
| | Preparatory | | 4 | 0 | 182 | 0 | | | | | |
| | Arts and sciences | | 8 | 0 | 40 | 0 | | | | | |
| Do | Hamline University | 1864 | 33 | 6 | 344 | 242 | 21 | 20 | 0 | 1 | 2 |
| | Arts and sciences | | 28 | 6 | 314 | 242 | 21 | 29 | 0 | 1 | |
| | Commerce | | 5 | 0 | 30 | 0 | | | | | |
| Do | Luther Theological Seminary | 1890 | 10 | 0 | 97 | 0 | 1 | 0 | | | |
| Do | Macalester College | 1885 | 18 | 20 | 262 | 366 | 20 | 25 | | | 1 |
| | Arts and sciences | | 15 | 10 | 215 | 189 | 20 | 25 | | | |
| | Music | | 3 | 11 | 47 | 176 | | | | | |
| St. Paul | St. Paul College of Law | 1900 | 25 | 0 | 247 | 4 | 73 | 2 | | | |
| St. Peter | Gustavus Adolphus College | 1862 | 17 | 10 | 191 | 186 | 29 | 23 | | | 7 |
| | Preparatory | | 0 | 7 | 31 | 24 | | | | | |
| | Arts and sciences | | 13 | 1 | 136 | 105 | 29 | 23 | | | |
| | Commerce | | 1 | 1 | 22 | 12 | | | | | |
| | Music | | 3 | 1 | 56 | 85 | | | | | |
| Winona | College of St. Teresa | | 9 | 26 | 0 | 295 | 0 | 20 | | | |
| | Arts and sciences | | 6 | 20 | 0 | 275 | 0 | 20 | | | |
| | Music | | 3 | 6 | 0 | 20 | | | | | |
| MISSISSIPPI | | | | | | | | | | | |
| Blue Mountain | Blue Mountain College | 1873 | 9 | 21 | 0 | 350 | 0 | 29 | | | |
| | Preparatory | | 0 | 6 | 0 | 100 | | | | | |
| | Arts and sciences | | 6 | 15 | 0 | 250 | 0 | 25 | | | |
| | Education | | 3 | 2 | 0 | 80 | | | | | |
| | Home economics | | 0 | 1 | 0 | 25 | | | | | |
| | Art | | 0 | 1 | 0 | 16 | | | | | |
| | Music | | 0 | 6 | 0 | 70 | 0 | 4 | | | |
| | Summer school (1921) | | 5 | 10 | 30 | 130 | | | | | |
| Clinton | Hillman College ¹ | 1853 | 1 | 9 | 0 | 100 | | | | | |
| | Preparatory | | 0 | 3 | 0 | 30 | | | | | |
| | Arts and sciences | | 1 | 6 | 0 | 70 | | | | | |

¹ Junior college.

TABLE 29.—*Privately controlled universities, colleges, and professional schools—Instructors, students, and graduates in 1921-22—Continued*

| Location | Institution | Year of first opening | Professors and instructors | | Students | | First degrees | | Graduate degrees | | Honorary degrees |
|------------------------------|--------------------------------------|-----------------------|----------------------------|-------|----------|-------|---------------|-------|------------------|-------|------------------|
| | | | Men | Women | Men | Women | Men | Women | Men | Women | |
| 1 | 2 | 3 | 4 | 5 | 6 | 7 | 8 | 9 | 10 | 11 | 12 |
| MISSISSIPPI—continued | | | | | | | | | | | |
| Clinton | Mississippi College | 1826 | 18 | 0 | 372 | 0 | 39 | 0 | 3 | 0 | |
| | Arts and sciences | | 18 | 0 | 343 | 0 | 39 | 0 | 3 | 0 | |
| | Graduate | | | | 3 | 0 | | | | | |
| | Special | | | | 26 | 0 | | | | | |
| Grenada | Grenada College | 1852 | 3 | 12 | 0 | 201 | 0 | 18 | | | |
| | Preparatory | | 0 | 2 | 0 | 61 | | | | | |
| | Arts and sciences | | 2 | 6 | 0 | 140 | 0 | 10 | | | |
| | Education | | 1 | 0 | 0 | 30 | | | | | |
| | Home economics | | 0 | 1 | 0 | 40 | 0 | 4 | | | |
| | Fine arts | | 0 | 1 | 0 | 25 | | | | | |
| | Music | | 0 | 4 | 0 | 100 | 0 | 4 | | | |
| Holly Springs | Mississippi Synodical College | 1883 | 1 | 19 | 0 | 153 | | | | | |
| | Preparatory | | 0 | 9 | 0 | 90 | | | | | |
| | Arts and sciences | | 1 | 4 | 0 | 46 | | | | | |
| | Special | | 0 | 6 | 0 | 8 | | | | | |
| | Education | | 1 | 0 | 0 | 46 | | | | | |
| | Home economics | | 0 | 1 | 0 | 33 | | | | | |
| | Fine arts | | 0 | 1 | 0 | 13 | | | | | |
| | Music | | 0 | 2 | 0 | 62 | | | | | |
| | Expression | | 0 | 1 | 0 | 18 | | | | | |
| Do | Rust College ¹ | 1872 | 5 | 12 | 60 | 110 | | | | | |
| | Preparatory | | 2 | 7 | 53 | 87 | | | | | |
| | Arts and sciences | | 3 | 5 | 5 | 14 | | | | | |
| | Normal | | 0 | 1 | 2 | 9 | | | | | |
| | Music | | 0 | 1 | 13 | 63 | | | | | |
| Jackson | Belhaven College | 1893 | 2 | 16 | 0 | 216 | 0 | 12 | | | |
| | Preparatory | | 2 | 16 | 0 | 50 | | | | | |
| | Arts and sciences | | 2 | 16 | 0 | 87 | 0 | 12 | | | |
| | Special | | | | 0 | 79 | | | | | |
| Do | Millsaps College | 1892 | 16 | 2 | 295 | 94 | 13 | 9 | | | |
| | Preparatory | | 4 | 1 | 80 | 0 | | | | | |
| | Arts and sciences | | 12 | 1 | 215 | 94 | 13 | 9 | | | |
| | Summer school | | | | 75 | 82 | | | | | |
| MISSOURI | | | | | | | | | | | |
| Albany | Palmer College ¹ | 1865 | 10 | 10 | 57 | 139 | | | | | |
| | Preparatory | | 3 | 4 | 11 | 17 | | | | | |
| | Arts and sciences | | 7 | 3 | 34 | 52 | | | | | |
| | Special | | 3 | 3 | 32 | 90 | | | | | |
| Cameron | Missouri Wesleyan College | 1883 | 10 | 13 | 210 | 172 | 12 | 6 | | | 2 |
| | Preparatory | | 1 | 3 | 33 | 40 | | | | | |
| | Arts and sciences | | 7 | 5 | 105 | 127 | 12 | 6 | | | |
| | Commerce | | 0 | 1 | 22 | 22 | | | | | |
| | Fine arts | | 0 | 1 | 2 | 44 | | | | | |
| | Music | | 3 | 2 | 67 | 104 | | | | | |
| | Expression | | 0 | 1 | 3 | 48 | | | | | |
| | Summer school (1921) | | | | 46 | 128 | | | | | |
| Canton | Culver-Stockton College | 1856 | 10 | 5 | 84 | 59 | 8 | 4 | | | 1 |
| | Preparatory | | 0 | 1 | 4 | 4 | | | | | |
| | Arts and sciences | | 9 | 2 | 80 | 55 | 8 | 4 | | | |
| | Music | | 1 | 2 | 12 | 28 | | | | | |
| | Summer school (1921) | | 6 | 1 | 51 | 64 | | | | | |
| Columbia | Bible College of Missouri (theology) | 1896 | 3 | 0 | 22 | 37 | | | | | |
| | Summer school (1921) | | 1 | 0 | 6 | 19 | | | | | |
| | Extension courses | | 2 | 0 | 150 | 260 | | | | | |
| | Correspondence courses | | | | 0 | 2 | | | | | |
| Do | Christian College ¹ | 1851 | 5 | 22 | 0 | 169 | | | | | |
| | Preparatory | | 0 | 6 | 0 | 28 | | | | | |
| | Arts and sciences | | 4 | 16 | 0 | 80 | | | | | |
| | Special | | | | 0 | 61 | | | | | |
| Do | Stephens College ¹ | 1856 | 7 | 38 | 0 | 535 | | | | | |
| | Preparatory | | 0 | 10 | 0 | 29 | | | | | |
| | Arts and sciences | | 7 | 38 | 0 | 345 | | | | | |
| | Special | | | | 0 | 14 | | | | | |
| | Music | | | | 0 | 147 | | | | | |

¹ Junior college.¹ Colored.

TABLE 29.—*Privately controlled universities, colleges, and professional schools—Instructors, students, and graduates in 1921-22—Continued*

| Location | Institution | Year of first opening | Professors and instructors | | Students | | First degrees | | Graduate degrees | | Honorary degrees |
|---------------|--|-----------------------|----------------------------|-------|----------|-------|---------------|-------|------------------|-------|------------------|
| | | | Men | Women | Men | Women | Men | Women | Men | Women | |
| 1 | 2 | 3 | 4 | 5 | 6 | 7 | 8 | 9 | 10 | 11 | 12 |
| MISSOURI—con. | | | | | | | | | | | |
| Fayette | Central College | 1857 | 14 | 0 | 223 | 91 | 20 | 6 | | | |
| | Preparatory | | | | 16 | 2 | | | | | |
| | Arts and sciences | | 14 | 0 | 206 | 87 | 20 | 6 | | | |
| | Special | | | | 1 | 2 | | | | | |
| Do | Howard Payne College ¹ | 1844 | 6 | 36 | 0 | 161 | | | | | |
| | Preparatory | | 6 | 24 | 0 | 25 | | | | | |
| | Arts and sciences | | 0 | 4 | 0 | 65 | | | | | |
| | Fine arts | | 0 | 12 | 0 | 91 | | | | | |
| Fulton | Synodical College for Girls ¹ | 1871 | 1 | 13 | 0 | 69 | | | | | |
| | Preparatory | | 0 | 9 | 0 | 22 | | | | | |
| | Arts and sciences | | 0 | 9 | 0 | 30 | | | | | |
| | Special | | 1 | 4 | 0 | 37 | | | | | |
| Do | Westminster College (arts and sciences) | 1849 | 14 | 0 | 174 | 0 | 15 | 9 | 1 | 0 | 3 |
| Do | William Woods College ¹ | 1890 | 3 | 17 | 0 | 223 | | | | | |
| | Preparatory | | 1 | 5 | 0 | 55 | | | | | |
| | Arts and sciences | | 1 | 8 | 0 | 113 | | | | | |
| | Special | | 1 | 4 | 0 | 55 | | | | | |
| Kansas City | Kansas City College of Medicine and Surgery | | 32 | 0 | 84 | 6 | 12 | 2 | | | |
| Do | Kansas City College of Pharmacy and Natural Sciences | 1885 | 6 | 1 | 102 | 1 | 37 | 0 | | | |
| Do | Kansas City School of Law | 1895 | 35 | 0 | 517 | 37 | 100 | 8 | | | |
| Do | Kansas City University of Physicians and Surgeons | | 21 | 0 | 75 | 5 | 32 | 0 | | | |
| Do | Kansas City Western Dental College | 1890 | 33 | 0 | 330 | 0 | 61 | 0 | | | |
| Liberty | William Jewell College | 1849 | 23 | 0 | 308 | 40 | 24 | 5 | | | |
| | Preparatory | | 5 | 0 | 41 | 0 | | | | | |
| | Arts and sciences | | 18 | 0 | 267 | 40 | 24 | 5 | | | |
| Marshall | Missouri Valley College | 1889 | 12 | 2 | 96 | 148 | 9 | 22 | | | |
| | Preparatory | | 3 | 0 | 16 | 25 | | | | | |
| | Arts and sciences | | 9 | 2 | 79 | 120 | 9 | 22 | | | |
| | Graduate | | | | 1 | 3 | | | | | |
| | Summer school (1921) | | 7 | 0 | 12 | 57 | | | | | |
| Mexico | Hardin College ¹ | 1873 | 6 | 16 | 0 | 199 | | | | | |
| | Preparatory | | 2 | 5 | 0 | 42 | | | | | |
| | Arts and sciences | | 4 | 5 | 0 | 96 | | | | | |
| | Special | | 1 | 8 | 0 | 60 | | | | | |
| | Commerce | | 1 | 0 | 0 | 30 | | | | | |
| | Education | | 1 | 0 | 0 | 50 | | | | | |
| | Home economics | | 0 | 2 | 0 | 43 | | | | | |
| | Fine arts | | 0 | 2 | 0 | 55 | | | | | |
| | Music | | 1 | 5 | 0 | 115 | | | | | |
| Nevada | Cotley College ¹ | 1884 | 3 | 16 | 0 | 179 | | | | | |
| | Preparatory | | 0 | 8 | 0 | 58 | | | | | |
| | Arts and sciences | | 2 | 5 | 0 | 81 | | | | | |
| | Commerce | | | | 0 | 4 | | | | | |
| | Fine arts | | 0 | 2 | 0 | 9 | | | | | |
| | Music | | 1 | 4 | 0 | 27 | | | | | |
| Parkville | Park College | 1875 | 14 | 13 | 230 | 215 | 25 | 33 | | | 4 |
| | Preparatory | | 2 | 5 | 70 | 44 | | | | | |
| | Arts and sciences | | 12 | 8 | 160 | 171 | 25 | 33 | | | |
| St. Charles | Lindenwood College | 1831 | 7 | 38 | 0 | 364 | 0 | 9 | | | |
| | Preparatory | | 0 | 8 | 0 | 40 | | | | | |
| | Arts and sciences | | 5 | 17 | 0 | 299 | 0 | 9 | | | |
| | Special | | | | 0 | 25 | | | | | |
| | Commerce | | 0 | 1 | 0 | 49 | | | | | |
| | Journalism | | 0 | 1 | 0 | 8 | | | | | |
| | Education | | 1 | 0 | 0 | 58 | | | | | |
| | Home economics | | 0 | 3 | 0 | 52 | | | | | |
| | Fine arts | | 0 | 3 | 0 | 100 | | | | | |
| | Music | | 1 | 5 | 0 | 195 | | | | | |
| St. Joseph | St. Joseph Veterinary College | | 12 | 0 | 40 | 0 | | | | | |
| St. Louis | Concordia Theological Seminary | 1839 | 12 | 0 | 361 | 0 | | | | | 5 |

¹ Junior college.



TABLE 29.—Privately controlled universities, colleges, and professional schools—
Instructors, students, and graduates in 1921-22—Continued

| Location | Institution | Year of first opening | Professors and instructors | | Students | | First degrees | | Graduate degrees | | Honorary degrees |
|---------------------|---|-----------------------|----------------------------|-------|----------|-------|---------------|-------|------------------|-------|------------------|
| | | | Men | Women | Men | Women | Men | Women | Men | Women | |
| 1 | 2 | 3 | 4 | 5 | 6 | 7 | 8 | 9 | 10 | 11 | 12 |
| MISSOURI—CON. | | | | | | | | | | | |
| St. Louis..... | Eden Theological Seminary..... | 1850 | 7 | 0 | 92 | 0 | | | | | |
| Do..... | Junior College of the Sacred Heart..... | | 0 | 6 | 0 | 82 | | | | | |
| | Preparatory..... | | 0 | 4 | 0 | 54 | | | | | |
| | Arts and sciences..... | | 0 | 2 | 0 | 28 | | | | | |
| Do..... | St. Louis College of Physicians and Surgeons..... | 1879 | 30 | 0 | 114 | 6 | 34 | 2 | | | |
| Do..... | St. Louis University..... | 1818 | 366 | 0 | 2,809 | 51 | 165 | 3 | 30 | 0 | 2 |
| | Preparatory..... | | 34 | 0 | 672 | 0 | | | | | |
| | Arts and sciences..... | | 22 | 0 | 218 | 0 | 20 | 0 | | | |
| | Graduate..... | | 31 | 0 | 91 | 0 | | | 31 | 0 | |
| | Commerce..... | | 56 | 0 | 641 | 43 | 16 | 1 | | | |
| | Theology..... | | | | 124 | 0 | | | | | |
| | Law..... | | 32 | 0 | 377 | 8 | 74 | 2 | 8 | 0 | |
| | Medicine..... | | 153 | 0 | 462 | 0 | 39 | 0 | | | |
| | Dentistry..... | | 48 | 0 | 224 | 0 | 16 | 0 | | | |
| | Summer school (1921)..... | | | | 67 | 128 | | | | | |
| | Extension courses..... | | | | 0 | 112 | | | | | |
| Do..... | The Principia ¹ (arts and sciences)..... | 1898 | 6 | 8 | 53 | 60 | | | | | |
| Do..... | Washington University..... | 1857 | 207 | 50 | 2,052 | 1,445 | 244 | 81 | 21 | 16 | |
| | Preparatory..... | | 0 | 39 | 0 | 544 | | | | | |
| | Arts and sciences..... | | 101 | 7 | 862 | 620 | 25 | 71 | | | |
| | Graduate..... | | | | 42 | 25 | | | 14 | 14 | |
| | General engineering..... | | | | 144 | 0 | | | | | |
| | Chemical engineering..... | | | | 49 | 0 | 14 | 0 | 1 | 0 | |
| | Civil engineering..... | | | | 29 | 0 | 11 | 0 | 1 | 0 | |
| | Electrical engineering..... | | | | 39 | 0 | 8 | 0 | | | |
| | Mechanical engineering..... | | | | 54 | 0 | 16 | 0 | 1 | 0 | |
| | Architecture..... | | | | 65 | 7 | 6 | 3 | 0 | 2 | |
| | Commerce..... | | 6 | 0 | 377 | 8 | 62 | 3 | 4 | 0 | |
| | Fine arts..... | | 6 | 4 | 180 | 218 | | | | | |
| | Law..... | | 8 | 0 | 190 | 7 | 38 | 1 | | | |
| | Medicine..... | | 70 | 0 | 244 | 12 | 47 | 2 | | | |
| | Dentistry..... | | 16 | 0 | 77 | 4 | 17 | 1 | | | |
| | Extension courses..... | | | | 863 | 600 | | | | | |
| | Military drill..... | | | | 121 | 0 | | | | | |
| Do..... | Xenia Theological Seminary..... | 1794 | 8 | 0 | 37 | 0 | 1 | 0 | | | |
| Springfield..... | Drury College..... | 1873 | 18 | 11 | 219 | 206 | 17 | 13 | | | |
| | Arts and sciences..... | | 15 | 8 | 179 | 160 | 16 | 12 | | | |
| | Music..... | | 3 | 3 | 40 | 140 | 1 | 1 | | | |
| Tarkio..... | Tarkio College..... | 1883 | 11 | 7 | 89 | 153 | 7 | 9 | 1 | 0 | 2 |
| | Preparatory..... | | 2 | 3 | 9 | 4 | | | | | |
| | Arts and sciences..... | | 10 | 4 | 67 | 65 | 7 | 9 | 1 | 0 | |
| | Special..... | | 1 | 3 | 26 | 123 | | | | | |
| Warrenton..... | Central Wesleyan College..... | 1864 | 18 | 6 | 168 | 170 | 12 | 10 | | | 1 |
| | Preparatory..... | | 7 | 5 | 82 | 95 | | | | | |
| | Arts and sciences..... | | 16 | 3 | 86 | 75 | 12 | 10 | | | |
| | Summer school (1921)..... | | 5 | 2 | 44 | 85 | | | | | |
| Webster Groves..... | Loretto College..... | 1916 | 7 | 24 | 0 | 183 | 0 | 5 | 0 | 3 | |
| | Preparatory..... | | 1 | 10 | 0 | 96 | | | | | |
| | Arts and sciences..... | | 7 | 14 | 0 | 72 | 0 | 5 | | | |
| | Graduate..... | | 2 | 2 | 0 | 3 | | | 0 | 3 | |
| | Special..... | | 0 | 5 | 0 | 12 | | | | | |
| | Music..... | | 0 | 4 | 0 | 90 | | | | | |
| | Summer school (1921)..... | | 0 | 10 | 0 | 52 | | | | | |
| MONTANA | | | | | | | | | | | |
| Helena..... | Montana Wesleyan College..... | 1889 | 13 | 11 | 80 | 94 | 5 | 8 | | | |
| | Preparatory..... | | 3 | 5 | 28 | 37 | | | | | |
| | Arts and sciences..... | | 7 | 5 | 50 | 50 | 5 | 8 | | | |
| | Education..... | | 1 | 1 | 15 | 30 | | | | | |
| | Music..... | | 2 | 0 | 11 | 40 | | | | | |
| Do..... | Mount St. Charles College..... | 1910 | 16 | 0 | 145 | 0 | 1 | 0 | | | |
| | Preparatory..... | | 9 | 0 | 88 | 0 | | | | | |
| | Arts and sciences..... | | | | 57 | 0 | 1 | 0 | | | |

¹ Junior college.

TABLE 29.—*Privately controlled universities, colleges, and professional schools—
Instructors, students, and graduates in 1921-22—Continued*

| Location | Institution | Year of first opening | Professors and instructors | | Students | | First degrees | | Graduate degrees | | Honorary degrees |
|------------------|-----------------------------------|-----------------------|----------------------------|-------|----------|-------|---------------|-------|------------------|-------|------------------|
| | | | Men | Women | Men | Women | Men | Women | Men | Women | |
| 1 | 2 | 3 | 4 | 5 | 6 | 7 | 8 | 9 | 10 | 11 | 12 |
| NEBRASKA | | | | | | | | | | | |
| Bethany | Cotner College | 1889 | 13 | 15 | 129 | 148 | 12 | 11 | | | |
| | Preparatory | | 1 | 2 | 18 | 17 | | | | | |
| | Arts and sciences | | 10 | 6 | 89 | 97 | 12 | 14 | | | |
| | Special | | | | 10 | 13 | | | | | |
| | Commerce | | | | 2 | 11 | | | | | |
| | Art | | 0 | 2 | 1 | 16 | | | | | |
| | Music | | 2 | 5 | 17 | 39 | | | | | |
| | Expression | | | | 1 | 8 | | | | | |
| | Extension courses | | | | 14 | 31 | | | | | |
| Blair | Dana College | 1884 | 10 | 7 | 104 | 62 | | 1 | | | |
| | Preparatory | | 6 | 2 | 49 | 13 | | | | | |
| | Arts and sciences | | 4 | 3 | 39 | 21 | 0 | 1 | | | |
| | Expression | | 0 | 1 | 0 | 1 | | | | | |
| | Commerce | | 1 | 2 | 6 | 10 | | | | | |
| | Music | | 1 | 2 | 1 | 8 | | | | | |
| | Theology | | 2 | 0 | 9 | 0 | | | | | |
| College View | Union College | 1891 | 18 | 7 | 198 | 172 | 20 | 18 | | | |
| | Preparatory | | 4 | 3 | 49 | 41 | | | | | |
| | Arts and sciences | | 14 | 4 | 149 | 131 | 20 | 18 | | | |
| Crete | Doane College | 1872 | 13 | 9 | 117 | 147 | 7 | 9 | | | |
| | Arts and sciences | | 11 | 5 | 92 | 73 | 7 | 9 | | | |
| | Special | | | | 5 | 12 | | | | | |
| | Music | | 2 | 4 | 27 | 90 | | | | | |
| | Extension | | 1 | 0 | 3 | 9 | | | | | |
| | Correspondence courses | | 2 | 0 | 2 | 3 | | | | | |
| Fremont | Midland College | 1887 | 18 | 13 | 130 | 193 | 7 | 6 | | | 3 |
| | Preparatory | | 1 | 2 | 18 | 25 | | | | | |
| | Arts and sciences | | 16 | 11 | 103 | 168 | 7 | 6 | | | |
| | Theology | | 3 | 0 | 9 | 0 | | | | | |
| | Summer school (1921) | | 10 | 9 | 43 | 201 | | | | | |
| Grand Island | Grand Island College | 1892 | 14 | 6 | 75 | 79 | 2 | 0 | | | |
| | Preparatory | | 5 | 4 | 17 | 21 | | | | | |
| | Arts and sciences | | 8 | 2 | 58 | 58 | 2 | 0 | | | |
| | Education | | 1 | 0 | 20 | 22 | | | | | |
| | Extension courses | | 4 | 0 | 3 | 11 | | | | | |
| | Correspondence courses | | 4 | 0 | 1 | 3 | | | | | |
| Hastings | Hastings College | 1882 | 15 | 14 | 187 | 272 | 17 | 20 | | | 2 |
| | Preparatory | | 1 | 2 | 23 | 32 | | | | | |
| | Arts and sciences | | 12 | 8 | 121 | 180 | 17 | 20 | | | |
| | Special | | | | 4 | 23 | | | | | |
| | Music | | 2 | 4 | 35 | 161 | | | | | |
| | Summer school (1921) | | 7 | 3 | 16 | 18 | | | | | |
| Omaha | Creighton University | 1878 | 157 | 0 | 1,393 | 14 | 99 | 2 | | | |
| | Preparatory | | 18 | 0 | 446 | 0 | | | | | |
| | Arts and sciences | | 21 | 0 | 312 | 0 | 20 | 0 | | | |
| | Commerce | | 14 | 0 | 61 | 5 | | | | | |
| | Law | | 8 | 0 | 182 | 2 | 18 | 0 | | | |
| | Medicine | | 60 | 0 | 137 | 2 | 20 | 1 | | | |
| | Dentistry | | 27 | 0 | 175 | 1 | 16 | 0 | | | |
| | Pharmacy | | 9 | 0 | 80 | 4 | 25 | 1 | | | |
| | Summer school (1921) | | 19 | 0 | 50 | 531 | | | | | |
| | Military drill | | | | 334 | 0 | | | | | |
| Do | Duchess College | | 2 | 18 | 0 | 88 | 0 | 1 | | | |
| | Preparatory | | 0 | 8 | 0 | 61 | | | | | |
| | Arts and sciences | | 0 | 10 | 0 | 17 | 0 | 1 | | | |
| | Education | | 0 | 1 | 0 | 3 | | | | | |
| | Music | | 2 | 5 | 0 | 25 | | | | | |
| Do | Presbyterian Theological Seminary | 1891 | 7 | 0 | 0 | 20 | 2 | 0 | | | |
| University Place | Nebraska Wesleyan University | 1887 | 28 | 35 | 350 | 435 | 52 | 35 | 1 | 0 | 3 |
| | Preparatory | | 5 | 5 | 38 | 19 | | | | | |
| | Arts and sciences | | 17 | 24 | 291 | 332 | 52 | 35 | | | |
| | Graduate | | | | 1 | 2 | | | 1 | 0 | |
| | Music | | 5 | 4 | 49 | 148 | | | | | |
| | Expression | | 1 | 2 | 5 | 44 | | | | | |
| | Summer school (1921) | | | | 82 | 230 | | | | | |

TABLE 29.—*Privately controlled universities, colleges, and professional schools—Instructors, students, and graduates in 1921-22—Continued*

| Location | Institution | Year of first opening | Professors and instructors | | Students | | First degrees | | Graduate degrees | | Honorary degrees |
|-----------------|--|-----------------------|----------------------------|-------|----------|-------|---------------|-------|------------------|-------|------------------|
| | | | Men | Women | Men | Women | Men | Women | Men | Women | |
| 1 | 2 | 3 | 4 | 5 | 6 | 7 | 8 | 9 | 10 | 11 | 12 |
| NEBRASKA—CON. | | | | | | | | | | | |
| York | York College | 1890 | 12 | 11 | 141 | 304 | 4 | 4 | | | |
| | Preparatory | | 3 | 3 | 25 | 25 | | | | | |
| | Arts and sciences | | 6 | 4 | 50 | 46 | 4 | 4 | | | |
| | Commerce | | 2 | 2 | 42 | 60 | | | | | |
| | Education | | 1 | 1 | 18 | 20 | | | | | |
| | Home economics | | 0 | 1 | 0 | 10 | | | | | |
| | Fine arts | | 0 | 1 | 0 | 50 | | | | | |
| | Music | | 1 | 3 | 27 | 123 | | | | | |
| | Expression | | 1 | 0 | 6 | 12 | | | | | |
| NEW HAMPSHIRE | | | | | | | | | | | |
| Hanover | Dartmouth College | 1769 | 177 | 0 | 2,011 | 0 | 277 | 0 | 3 | 0 | 11 |
| | Arts and sciences | | 152 | 0 | 1,925 | 0 | 233 | 0 | | | |
| | Graduate | | | | 13 | 0 | | | 3 | 0 | |
| | Special | | | | 2 | 0 | | | | | |
| | Civil engineering | | 7 | 0 | 11 | 0 | 3 | 0 | | | |
| | Commerce | | 13 | 0 | 124 | 0 | 41 | 0 | | | |
| | Medicine | | 12 | 0 | 28 | 0 | | | | | |
| Manchester | St. Anselm's College | 1893 | 28 | 0 | 290 | 0 | 6 | 0 | | | |
| | Preparatory | | 20 | 0 | 200 | 0 | | | | | |
| | Arts and sciences | | 14 | 0 | 80 | 0 | 6 | 0 | | | |
| | Theology | | 4 | 0 | 20 | 0 | | | | | |
| NEW JERSEY | | | | | | | | | | | |
| Convent Station | College of St. Elizabeth | 1899 | 4 | 28 | 0 | 183 | 0 | 27 | | | |
| | Arts and sciences | | 4 | 28 | 0 | 156 | 0 | 27 | | | |
| | Special | | | | 0 | 27 | | | | | |
| Hoboken | Stevens Institute of Technology (mechanical engineering) | 1871 | 61 | 0 | 802 | 0 | 112 | 0 | | | 1 |
| Kenilworth | Ursula College | 1893 | 14 | 1 | 72 | 36 | 6 | 1 | | | 1 |
| | Preparatory | | 2 | 0 | 42 | 14 | | | | | |
| | Arts and sciences | | 9 | 1 | 24 | 11 | 6 | 1 | | | |
| | Commerce | | 1 | 0 | 2 | 6 | | | | | |
| | Music | | 2 | 0 | 4 | 14 | | | | | |
| Madison | Drew Theological Seminary | 1867 | 32 | 1 | 179 | 21 | 31 | 0 | 4 | 1 | |
| | Theology | | 20 | 0 | 153 | 6 | 31 | 0 | 4 | 1 | |
| | Missions | | 12 | 1 | 26 | 15 | | | | | |
| Newark | New Jersey College of Pharmacy | 1891 | 12 | 0 | 140 | 11 | 26 | 0 | | | |
| Do | New Jersey Law School | 1908 | 9 | 0 | 369 | 32 | 46 | 6 | | | |
| New Brunswick | Rutgers College | 1793 | 103 | 18 | 800 | 288 | 109 | 42 | 21 | 0 | 8 |
| | Preparatory | | 7 | 0 | 96 | 0 | | | | | |
| | Arts and sciences | | 60 | 13 | 375 | 211 | 49 | 34 | | | |
| | Graduate | | | | 23 | 2 | | | 5 | 0 | |
| | Special | | | | 6 | 0 | | | | | |
| | General engineering | | | | 84 | 0 | | | | | |
| | Chemical engineering | | 7 | 0 | 54 | 0 | 8 | 0 | | | |
| | Civil engineering | | 4 | 0 | 42 | 0 | 10 | 0 | 5 | 0 | |
| | Electrical engineering | | 2 | 0 | 48 | 0 | 13 | 0 | 1 | 0 | |
| | Mechanical engineering | | 3 | 0 | 43 | 0 | 10 | 0 | 2 | 0 | |
| | Ceramics | | 2 | 0 | 10 | 0 | | | | | |
| | Agriculture | | 18 | 0 | 109 | 0 | 19 | 0 | 8 | 0 | |
| | Home economics | | 0 | 5 | 0 | 75 | 0 | 8 | | | |
| | Summer school (1921) | | 32 | 19 | 178 | 146 | | | | | |
| | Extension courses | | 42 | 15 | 63 | 517 | | | | | |
| | Military drill | | | | 552 | 0 | | | | | |
| Do | Theological Seminary of the Reformed Church in America | 1784 | 8 | 0 | 27 | 0 | 10 | 0 | | | |
| Princeton | Princeton Theological Seminary | 1812 | 15 | 0 | 195 | 0 | 35 | 0 | 32 | 0 | |
| Do | Princeton University | 1746 | 232 | 0 | 2,253 | 0 | 368 | 0 | 80 | 0 | 11 |
| | Arts and sciences | | 232 | 0 | 1,981 | 0 | 345 | 0 | | | |
| | Graduate | | | | 188 | 0 | | | 79 | 0 | |
| | Civil engineering | | | | 84 | 0 | 23 | 0 | | | |
| | Electrical engineering | | | | 4 | 0 | | | 1 | 0 | |
| South Orange | Seton Hall College | 1856 | 21 | 0 | 332 | 0 | 7 | 0 | 14 | 0 | 2 |
| | Preparatory | | 16 | 0 | 193 | 0 | | | | | |
| | Arts and sciences | | 8 | 0 | 89 | 0 | 7 | 0 | 14 | 0 | |
| | Theology | | 4 | 0 | 50 | 0 | | | | | |

TABLE 29.—Privately controlled universities, colleges, and professional schools—
Instructors, students, and graduates in 1921-22—Continued

| Location | Institution | Year of first opening | Professors and instructors | | Students | | First degrees | | Graduate degrees | | Honorary degrees |
|-----------------|--|-----------------------|----------------------------|-------|----------|-------|---------------|-------|------------------|-------|------------------|
| | | | Men | Women | Men | Women | Men | Women | Men | Women | |
| 1 | 2 | 3 | 4 | 5 | 6 | 7 | 8 | 9 | 10 | 11 | 12 |
| NEW YORK | | | | | | | | | | | |
| Alfred | Alfred University | 1836 | 19 | 8 | 286 | 143 | 16 | 8 | | | 3 |
| | Arts and sciences | | 14 | 6 | 80 | 87 | 8 | 8 | | | |
| | Graduate | | | | 3 | 0 | | | | | |
| | Ceramics | | 3 | 0 | 79 | 0 | 8 | 0 | | | |
| | Applied art | | 0 | 2 | 2 | 23 | | | | | |
| | Agriculture (secondary) | | 14 | 5 | 117 | 27 | | | | | |
| | Theology | | 2 | 0 | 8 | 6 | | | | | |
| | Summer school (1921) | | 12 | 7 | 52 | 85 | | | | | |
| Annandale | St. Stephen's College | 1860 | 15 | 0 | 97 | 0 | 2 | 0 | 3 | 0 | 5 |
| | Arts and sciences | | 15 | 0 | 94 | 0 | 2 | 0 | | | |
| | Graduate | | | | 3 | 0 | | | 3 | 0 | |
| Auburn | Auburn Theological Seminary | 1819 | 13 | 0 | 41 | 7 | 6 | 0 | | | |
| | Religious education | | 7 | 0 | 1 | 7 | | | | | |
| | Theology | | 13 | 0 | 40 | 0 | 6 | 0 | | | |
| | Summer school (1921) | | 16 | 4 | 78 | 106 | | | | | |
| Aurora | Wells College | 1868 | 9 | 27 | 0 | 230 | 0 | 54 | 0 | 1 | |
| | Arts and sciences | | 9 | 27 | 0 | 229 | 0 | 54 | | | |
| | Graduate | | | | 0 | 1 | | | 0 | 1 | |
| Brooklyn | Adelphi College | 1896 | 24 | 24 | 100 | 571 | 0 | 85 | 0 | 5 | |
| | Preparatory | | 11 | 13 | 100 | 211 | | | | | |
| | Arts and sciences | | 13 | 11 | 0 | 355 | 0 | 35 | | | |
| | Graduate | | | | 0 | 5 | | | 0 | 5 | |
| | Summer school (1921) | | 6 | 1 | 35 | 58 | | | | | |
| | Extension courses | | 5 | 2 | 1 | 118 | | | | | |
| Do | Brooklyn College of Pharmacy | 1891 | 15 | 0 | 448 | 27 | 217 | 16 | | | |
| Do | Long Island College Hospital (medicine) | 1859 | 131 | 0 | 297 | 14 | 43 | 4 | | | |
| Do | Polytechnic Institute of Brooklyn | 1854 | 44 | 0 | 1,265 | 0 | 127 | 0 | | | |
| | Unclassified | | 9 | 0 | 422 | 0 | | | | | |
| | Chemical engineering | | 10 | 0 | 172 | 0 | 39 | 0 | | | |
| | Civil engineering | | 8 | 0 | 143 | 0 | 26 | 0 | | | |
| | Electrical engineering | | 6 | 0 | 243 | 0 | 29 | 0 | | | |
| | Mechanical engineering | | 11 | 0 | 285 | 0 | 33 | 0 | | | |
| Do | St. Francis College | 1859 | 31 | 7 | 605 | 0 | 4 | 0 | | | |
| | Preparatory | | 15 | 7 | 542 | 0 | | | | | |
| | Arts and sciences | | 16 | 0 | 63 | 0 | 4 | | | | |
| Do | St. John's College | 1870 | 40 | 0 | 833 | 0 | 12 | 0 | 1 | 0 | 3 |
| | Preparatory | | 20 | 0 | 744 | 0 | 0 | | | | |
| | Arts and sciences | | 14 | 0 | 123 | 0 | 12 | 0 | 1 | 0 | |
| | Theology | | 9 | 0 | 86 | 0 | | | | | |
| | Extension | | 13 | 0 | 10 | 140 | | | | | |
| Do | St. Joseph's College for Women (arts and sciences) | 1916 | 6 | 14 | 0 | 82 | 0 | 12 | | | |
| Buffalo | Canisius College | 1870 | 43 | 1 | 418 | 237 | 30 | 32 | 9 | 17 | |
| | Arts and sciences | | 30 | 0 | 310 | 0 | 30 | 32 | 9 | 17 | |
| | Graduate | | | | 9 | 17 | 3 | 5 | 9 | 17 | |
| | Special | | | | 13 | 0 | | | | | |
| | Education | | 13 | 1 | 88 | 237 | | | | | |
| | Summer school (1921) | | 33 | 1 | 0 | 483 | | | | | |
| Do | De Lancy Divinity School | 1856 | 7 | 0 | 10 | 0 | | | | | |
| Do | D'Youville College | 1908 | 7 | 23 | 0 | 277 | 0 | 19 | | | |
| | Preparatory | | 0 | 8 | 0 | 168 | | | | | |
| | Arts and sciences | | 7 | 15 | 0 | 109 | 0 | 19 | | | |
| Do | University of Buffalo | 1846 | 248 | 14 | 995 | 403 | 193 | 36 | 3 | 1 | |
| | Arts and sciences | | 26 | 6 | 164 | 62 | 23 | 23 | | | |
| | Graduate | | | | 9 | 3 | | | 3 | 1 | |
| | Special | | | | 108 | 274 | | | | | |
| | Law | | 26 | 0 | 152 | 19 | 49 | 4 | | | |
| | Medicine | | 126 | 3 | 197 | 15 | 22 | 1 | | | |
| | Dentistry | | 42 | 0 | 172 | 3 | 38 | 0 | | | |
| | Pharmacy | | 28 | 5 | 193 | 27 | 61 | 8 | | | |
| | Summer school (1921) | | 11 | 0 | 69 | 73 | | | | | |
| Canton | St. Lawrence University | 1858 | 49 | 10 | 907 | 278 | 160 | 44 | 12 | 0 | 2 |
| | Arts and sciences | | 18 | 8 | 199 | 177 | 41 | 33 | | | |
| | Graduate | | | | 1 | 0 | | | | | |
| | Agriculture | | 9 | 0 | 71 | 0 | | | | | |
| | Home economics | | 0 | 5 | 0 | 37 | | | | | |
| | Theology | | 3 | 1 | 17 | 7 | 1 | 1 | | | |
| | Law | | 19 | 1 | 619 | 63 | 118 | 10 | 12 | 0 | |

TABLE 29.—Privately controlled universities, colleges, and professional schools—Instructors, students, and graduates in 1921-22—Continued

| Location | Institution | Year of first opening | Professors and instructors | | Students | | First degrees | | Graduate degrees | | Honorary degrees |
|-------------------|---|-----------------------|----------------------------|-------|----------|-------|---------------|-------|------------------|-------|------------------|
| | | | Men | Women | Men | Women | Men | Women | Men | Women | |
| 1 | 2 | 3 | 4 | 5 | 6 | 7 | 8 | 9 | 10 | 11 | 12 |
| NEW YORK—con. | | | | | | | | | | | |
| Clinton | Hamilton College (arts and sciences) | 1812 | 30 | 0 | 324 | 0 | 63 | 0 | 2 | 0 | 4 |
| Elmira | Elmira College (arts and sciences) | 1853 | 10 | 23 | 0 | 444 | 0 | 73 | 0 | 1 | |
| Geneva | Hobart College (arts and sciences) | 1822 | 22 | 5 | 169 | 112 | 36 | 21 | | | 8 |
| Hamilton | Colgate University | 1819 | 56 | 0 | 678 | 0 | 98 | 0 | 4 | 0 | 9 |
| | Arts and sciences | | 50 | 0 | 624 | 0 | 96 | 0 | 4 | 0 | |
| | Theology | | 6 | 0 | 54 | 0 | 2 | 0 | | | |
| Hartwick Seminary | Hartwick Seminary | 1797 | 4 | 2 | 46 | 22 | | | | | |
| | Preparatory | | 2 | 2 | 30 | 21 | | | | | |
| | Arts and sciences | | | | 9 | 1 | | | | | |
| | Theology | | 2 | 0 | 7 | 0 | | | | | |
| Ithaca | Cornell University | 1868 | 842 | 62 | 4,438 | 1,242 | 743 | 189 | 135 | 26 | |
| | Arts and sciences | | 274 | 12 | 1,159 | 677 | 233 | 124 | | | |
| | Graduate | | | | 505 | 113 | | | 89 | 28 | |
| | Civil engineering | | 33 | 0 | 368 | 2 | 70 | 1 | 14 | 0 | |
| | Electrical engineering | | 23 | 0 | 319 | 0 | 41 | 1 | 5 | 0 | |
| | Mechanical engineering | | 71 | 0 | 940 | 5 | 145 | 1 | 1 | 0 | |
| | Agriculture | | 222 | 15 | 771 | 116 | 154 | 17 | 20 | 0 | |
| | Architecture | | 12 | 0 | 99 | 19 | 11 | 1 | 6 | 0 | |
| | Home economics | | 0 | 24 | 0 | 274 | 0 | 33 | | | |
| | Law | | 7 | 0 | 92 | 5 | 42 | 2 | | | |
| | Medicine | | 176 | 13 | 198 | 41 | 34 | 9 | | | |
| | Veterinary medicine | | 24 | 0 | 78 | 2 | 13 | 0 | | | |
| | Summer school (1921) | | 42 | 19 | 1,240 | 1,200 | | | | | |
| | Short winter course | | | | 293 | 36 | | | | | |
| | Military drill | | | | 1,957 | 0 | | | | | |
| New Rochelle | College of New Rochelle | 1904 | 20 | 22 | 0 | 413 | 0 | 56 | 0 | 1 | |
| | Arts and sciences | | 19 | 21 | 0 | 328 | 0 | 56 | 0 | 1 | |
| | Graduate | | 2 | 0 | 0 | 4 | | | 0 | 1 | |
| | Special | | | | 0 | 4 | | | | | |
| | Commerce | | 1 | 1 | 0 | 67 | | | | | |
| | Music | | | | 0 | 10 | | | | | |
| | Summer school (1921) | | 6 | 10 | 0 | 94 | | | | | |
| | Extension courses | | 4 | 4 | 0 | 67 | | | | | |
| New York | Barnard College (arts and sciences) | 1889 | 40 | 50 | 0 | 734 | 0 | 152 | | | |
| Do | Biblical Seminary in New York | 1901 | 12 | 7 | 177 | 117 | | | | | |
| | Theology | | 8 | 0 | 45 | 0 | | | | | |
| | Religious education | | 4 | 7 | 24 | 72 | | | | | |
| | Unclassified | | | | 108 | 45 | | | | | |
| | Summer school (1921) | | | | 91 | 56 | | | | | |
| | Extension courses | | 1 | 3 | 133 | 100 | | | | | |
| | Correspondence courses | | | | 6 | 21 | | | | | |
| Do | College of Dental and Oral Surgery | 1892 | 67 | 3 | 533 | 32 | 106 | 9 | | | |
| Do | College of Mount Saint Vincent | 1847 | 18 | 29 | 0 | 299 | 0 | 33 | 0 | 2 | 2 |
| | Preparatory | | 5 | 15 | 0 | 107 | | | | | |
| | Arts and sciences | | 15 | 14 | 0 | 183 | 0 | 33 | | | |
| | Graduate | | | | 0 | 3 | | | 0 | 2 | |
| | Special | | | | 0 | 6 | | | | | |
| | Education | | | | 0 | 44 | | | | | |
| | Fine arts | | | | 0 | 20 | | | | | |
| | Music | | | | 0 | 31 | | | | | |
| Do | College of the Sacred Heart (arts and sciences) | 1847 | 6 | 11 | 0 | 92 | 0 | 11 | | | |
| | Summer school (1921) | | 2 | 7 | 0 | 36 | | | | | |
| Do | Columbia University | 1784 | 914 | 170 | 5,906 | 4,311 | 804 | 467 | 537 | 546 | 13 |
| | Arts and sciences | | 299 | 16 | 2,145 | 6 | 347 | 4 | 536 | 546 | |
| | Graduate | | | | 813 | 707 | | | | | |
| | Unclassified | | | | 148 | 97 | | | | | |
| | Industrial engineering | | 83 | 0 | 9 | 0 | | | | | |

* Engineering faculty.

TABLE 29.—Privately controlled universities, colleges, and professional schools—
Instructors, students, and graduates in 1921-22—Continued

| Location | Institution | Year of first opening | Professors and instructors | | Students | | First degrees | | Graduate degrees | | Honorary degrees |
|---------------|--|-----------------------|----------------------------|-------|----------|-------|---------------|-------|------------------|-------|------------------|
| | | | Men | Women | Men | Women | Men | Women | Men | Women | |
| 1 | 2 | 3 | 4 | 5 | 6 | 7 | 8 | 9 | 10 | 11 | 12 |
| NEW YORK—CON. | | | | | | | | | | | |
| New York | Columbia University—Con. | | | | | | | | | | |
| | Chemical engineering | | | | 65 | 0 | 21 | 0 | | | |
| | Civil engineering | | | | 12 | 0 | 2 | 0 | | | |
| | Electrical engineering | | | | 43 | 0 | 9 | 0 | | | |
| | Mechanical engineering | | | | 38 | 0 | 11 | 0 | | | |
| | Mining engineering | | | | 20 | 0 | 4 | 0 | | | |
| | Metallurgical engineering | | | | 19 | 0 | 3 | 0 | | | |
| | Architecture | | 16 | 0 | 58 | 11 | 12 | 1 | | | |
| | Business | | 30 | 1 | 333 | 87 | 99 | 21 | | | |
| | Journalism | | 15 | 1 | 89 | 57 | 30 | 25 | | | |
| | Education | | 95 | 140 | 577 | 1,399 | | | | | |
| | Practical arts | | 95 | 140 | 80 | 1,873 | 20 | 408 | | | |
| | Law | | 20 | 0 | 694 | 0 | 174 | 0 | 1 | 0 | |
| | Medicine | | 308 | 10 | 336 | 41 | 62 | 6 | | | |
| | Dentistry | | 18 | 1 | 12 | 1 | 1 | 0 | | | |
| | Pharmacy | | 16 | 1 | 637 | 47 | 9 | 2 | | | |
| | Summer school (1921) | | 352 | 176 | 3,938 | 7,871 | | | | | |
| | Extension courses | | 321 | 40 | 5,172 | 6,459 | | | | | |
| | Home-study course | | 2 | 2 | 127 | 158 | | | | | |
| | Military drill | | | | 102 | 0 | | | | | |
| Do | Cooper Union | 1859 | 96 | 8 | 2,728 | 347 | 90 | 0 | | | 28 |
| | Chemical engineering | | 13 | 0 | 37 | 3 | | | | | |
| | Civil engineering | | 27 | 0 | 230 | 0 | 28 | 0 | | | |
| | Electrical engineering | | 21 | 0 | 308 | 0 | 23 | 0 | | | |
| | Mechanical engineering | | 21 | 1 | 333 | 0 | 21 | 0 | | | |
| | Secretarial training | | 0 | 1 | 0 | 19 | | | | | |
| | General science | | 5 | 0 | 140 | 0 | 18 | 0 | | | |
| | Art | | 10 | 3 | 0 | 275 | 0 | | | | |
| | Special | | 16 | 5 | 1,691 | 50 | | | | | |
| Do | Fordham University | 1841 | 124 | 2 | 2,122 | 115 | 283 | 33 | 27 | 54 | 8 |
| | Preparatory | | 35 | 0 | 721 | 0 | | | | | |
| | Arts and sciences | | 30 | 0 | 625 | 0 | 68 | 16 | | | |
| | Graduate | | 17 | 2 | 157 | 30 | | | 27 | 54 | |
| | Law | | 24 | 0 | 1,082 | 57 | 183 | 9 | | | |
| | Pharmacy | | 18 | 0 | 258 | 28 | 42 | 8 | | | |
| | Summer school (1921) | | 50 | 1 | 95 | 649 | | | | | |
| | Extension courses | | 55 | 2 | 200 | 945 | | | | | |
| Do | General Theological Seminary of the Protestant Episcopal Church. | 1817 | 14 | 0 | 92 | 0 | 10 | 0 | 1 | 0 | 1 |
| Do | Jewish Theological Seminary of America. | 1886 | 9 | 0 | 83 | 0 | 10 | 0 | | | |
| Do | Manhattan College | 1853 | 25 | 0 | 345 | 0 | 34 | 0 | 8 | 0 | 2 |
| | Preparatory | | 9 | 0 | 226 | 0 | | | | | |
| | Arts and sciences | | 9 | 0 | 66 | 0 | 34 | 0 | 8 | 0 | |
| | Engineering | | 9 | 0 | 53 | 0 | | | | | |
| | Extension courses | | 3 | 0 | 16 | 0 | | | | | |
| Do | New York College of Dentistry | 1866 | 60 | 0 | 709 | 0 | 109 | 0 | | | |
| Do | New York Homeopathic Medical College and Flower Hospital. | 1860 | 70 | 1 | 125 | 7 | 18 | 1 | | | |
| Do | New York Law School | 1891 | 9 | 0 | 492 | 0 | 72 | 0 | | | |
| Do | New York University | 1832 | 637 | 17 | 10,773 | 2,094 | 877 | 98 | 121 | 26 | 6 |
| | Arts and sciences | | 271 | 3 | 955 | 476 | 68 | 36 | | | |
| | Graduate | | 57 | 1 | 104 | 77 | | | 38 | 19 | |
| | Special | | | | 23 | 0 | | | | | |
| | Chemical engineering | | 83 | 0 | 57 | 0 | 27 | 0 | 4 | 0 | |
| | Civil engineering | | | | 73 | 0 | 16 | 0 | | | |
| | Mechanical engineering | | | | 144 | 0 | 21 | 0 | 1 | 0 | |
| | Industrial engineering | | | | 80 | 0 | 13 | 0 | | | |
| | Commerce | | 187 | 2 | 7,383 | 1,027 | 480 | 32 | 20 | 0 | |
| | Education | | 16 | 1 | 99 | 122 | 0 | 4 | 3 | 1 | |
| | Law | | 17 | 3 | 1,119 | 316 | 168 | 26 | 55 | 6 | |
| | Medicine | | 203 | 7 | 676 | 29 | 79 | 0 | | | |
| | Veterinary Medicine | | 27 | 0 | 12 | 0 | 5 | 0 | | | |
| | School of retail selling | | 15 | 0 | 48 | 48 | | | | | |

TABLE 29.—Privately controlled universities, colleges, and professional schools—Instructors, students, and graduates in 1921-22—Continued

| Location | Institution | Year of first opening | Professors and instructors | | Students | | First degrees | | Graduate degrees | | Honorary degrees |
|--------------------|--------------------------------------|-----------------------|----------------------------|-------|----------|-------|---------------|-------|------------------|-------|------------------|
| | | | Men | Women | Men | Women | Men | Women | Men | Women | |
| 1 | 2 | 3 | 4 | 5 | 6 | 7 | 8 | 9 | 10 | 11 | 12 |
| NEW YORK—con. | | | | | | | | | | | |
| New York | New York University. Con. | | | | | | | | | | |
| | Summer school (1921) | | 70 | 12 | 1,020 | 476 | | | | | |
| | Extension courses | | 52 | 24 | 421 | 995 | | | | | |
| | Military drill | | | | 838 | 0 | | | | | |
| Do | Union Theological Seminary | 1826 | 38 | 0 | 204 | 116 | 17 | 0 | 7 | 1 | |
| Niagara University | Niagara University | 1856 | 26 | 0 | 296 | 0 | 4 | 0 | 8 | 0 | |
| | Preparatory | | 12 | 0 | 110 | 0 | | | | | |
| | Arts and sciences | | 19 | 0 | 174 | 0 | 4 | 0 | 8 | 0 | |
| | Special | | | | 12 | 0 | | | | | |
| Potstown | Clarkson College of Technology | 1896 | 16 | 0 | 221 | 0 | 43 | 0 | 7 | 0 | |
| | General engineering | | 16 | 0 | 76 | 0 | | | | | |
| | Chemical engineering | | | | 29 | 0 | 10 | 0 | 2 | 0 | |
| | Civil engineering | | | | 28 | 0 | 9 | 0 | 2 | 0 | |
| | Electrical engineering | | | | 38 | 0 | 11 | 0 | 1 | 0 | |
| | Mechanical engineering | | | | 50 | 0 | 13 | 0 | 2 | 0 | |
| Poughkeepsie | Vassar College (arts and sciences) | 1865 | 24 | 126 | 0 | 1,143 | 0 | 255 | 0 | 6 | |
| Rochester | Rochester Theological Seminary | 1850 | 9 | 0 | 78 | 6 | 33 | 1 | 1 | 0 | |
| Do | University of Rochester | 1850 | 76 | 23 | 455 | 403 | 64 | 48 | 14 | 1 | 4 |
| | Arts and sciences | | 58 | 5 | 435 | 320 | 64 | 46 | | | |
| | Graduate | | | | 31 | 11 | | | 14 | 1 | |
| | Special | | | | 15 | 7 | | | | | |
| | Chemical engineering | | | | 21 | 0 | | | | | |
| | Mechanical engineering | | | | 46 | 0 | | | | | |
| | Home economics | | | | 0 | 23 | | | | | |
| | Music | | 18 | 18 | 12 | 92 | 0 | 2 | | | |
| | Summer school (1921) | | 22 | 0 | 96 | 230 | | | | | |
| St. Bonaventure | St. Bonaventure's College | 1859 | 41 | 1 | 370 | 930 | | | | | |
| | Preparatory | | 41 | 0 | 438 | 0 | 32 | 0 | 18 | 0 | |
| | Arts and sciences | | 21 | 0 | 166 | 0 | | | | | |
| | Graduate | | 25 | 0 | 107 | 0 | 32 | 0 | | | |
| Saratoga Springs | Skidmore College (arts and sciences) | 1911 | 2 | 0 | 18 | 0 | | | 18 | 0 | |
| | Extension courses | | 8 | 31 | 0 | 323 | 0 | 27 | | | |
| Schenectady | Union University | 1795 | 150 | 0 | 1,158 | 26 | 240 | 8 | 4 | 0 | 13 |
| | Arts and sciences | | 37 | 0 | 316 | 0 | 52 | 0 | | | |
| | Graduate | | 4 | 0 | 39 | 0 | | | | | |
| | Chemical engineering | | 4 | 0 | 41 | 0 | 6 | 0 | | | |
| | Civil engineering | | 6 | 0 | 102 | 0 | 20 | 0 | 4 | 0 | |
| | Electrical engineering | | 5 | 0 | 180 | 0 | 22 | 0 | | | |
| | Law | | 14 | 0 | 270 | 13 | 9 | 3 | | | |
| | Medicine | | 69 | 0 | 88 | 4 | 17 | 0 | | | |
| | Pharmacy | | 11 | 0 | 122 | 9 | 69 | 5 | | | |
| | Extension courses | | 11 | 0 | 95 | 29 | | | | | |
| Syracuse | Syracuse University | 1871 | 388 | 86 | 2,732 | 2,267 | 331 | 211 | 22 | 13 | 30 |
| | Arts and sciences | | 125 | 26 | 657 | 721 | 100 | 140 | | | |
| | Graduate | | | | 110 | 84 | | | 21 | 12 | |
| | Special | | | | 359 | 621 | | | | | |
| | Engineering | | 30 | 0 | 334 | 0 | 49 | 0 | | | |
| | Agriculture | | 30 | 0 | 98 | 1 | 4 | 0 | | | |
| | Commerce | | 90 | 26 | 746 | 237 | 68 | 12 | 1 | 0 | |
| | Education | | 6 | 14 | 22 | 93 | 12 | 28 | 0 | 1 | |
| | Home economics | | 0 | 9 | 0 | 281 | | | | | |
| | Fine arts | | 21 | 14 | 68 | 168 | 5 | 13 | | | |
| | Dramatic art | | 16 | 4 | 4 | 52 | 0 | 10 | | | |
| | Law | | 15 | 0 | 174 | 7 | 40 | 0 | | | |
| | Medicine | | 111 | 0 | 160 | 5 | 36 | 0 | | | |
| | Library school | | 22 | 8 | 0 | 29 | 0 | 8 | | | |
| | Summer school (1921) | | 61 | 9 | 426 | 294 | | | | | |
| | Extension courses | | 56 | 11 | 674 | 443 | | | | | |
| | Military drill | | | | 424 | 0 | | | | | |
| Tarrytown | Marymount College | 1918 | 7 | 32 | 0 | 175 | 0 | 16 | | | |
| | Preparatory | | 0 | 17 | 0 | 105 | | | | | |
| | Arts and sciences | | 7 | 15 | 0 | 70 | 0 | 16 | | | |
| Troy | Rensselaer Polytechnic Institute | 1824 | 82 | 0 | 1,133 | 0 | 168 | 0 | 2 | 0 | 1 |

TABLE 29.—Privately controlled universities, colleges, and professional schools—Instructors, students, and graduates in 1921-22—Continued

| Location | Institution | Year of first opening | Professors and instructors | | Students | | First degrees | | Graduate degrees | | Honorary degrees |
|------------------|---|-----------------------|----------------------------|-------|----------|-------|---------------|-------|------------------|-------|------------------|
| | | | Men | Women | Men | Women | Men | Women | Men | Women | |
| 1 | 2 | 3 | 4 | 5 | 6 | 7 | 8 | 9 | 10 | 11 | 12 |
| NEW YORK—CON. | | | | | | | | | | | |
| Troy | Rensselaer Polytechnic Institute—Continued. | | | | | | | | | | |
| | Graduate | | | | 2 | 0 | | | 2 | 0 | |
| | General science | | 5 | 0 | 38 | 0 | 1 | 0 | | | |
| | Chemical engineering | | 10 | 0 | 209 | 0 | 26 | 0 | | | |
| | Civil engineering | | 36 | 1 | 334 | 0 | 80 | 0 | | | |
| | Electrical engineering | | 16 | 0 | 293 | 0 | 30 | 0 | | | |
| | Mechanical engineering | | 15 | 0 | 259 | 0 | 31 | 0 | | | |
| | Summer school (1921) | | 23 | 0 | 337 | 0 | | | | | |
| Do | Russell Sage College | 1917 | 1 | 29 | 0 | 323 | 0 | 43 | | | |
| | Arts and sciences | | 1 | 29 | 0 | 315 | 0 | 43 | | | |
| | Home economics | | 0 | 7 | 0 | 93 | | | | | |
| | Secretarial studies | | 1 | 4 | 0 | 177 | | | | | |
| NORTH CAROLINA | | | | | | | | | | | |
| Asheville | College of St. Genevieve of the Pines | 1909 | 2 | 24 | 0 | 50 | 0 | 2 | 0 | 1 | |
| | Arts and sciences | | 2 | 18 | 0 | 36 | 0 | 2 | | | |
| | Graduate | | 2 | 3 | 0 | 5 | | | 0 | 1 | |
| | Home economics | | 0 | 1 | 0 | 2 | | | | | |
| | Music | | 0 | 6 | 0 | 7 | | | | | |
| | Correspondence courses | | 0 | 3 | 0 | 3 | | | | | |
| Charlotte | Johnson C. Smith University ¹ | 1868 | 17 | 0 | 245 | 0 | | | | | |
| | Preparatory | | 7 | 0 | 158 | 0 | | | | | |
| | Arts and sciences | | 8 | 0 | 75 | 0 | | | | | |
| | Theology | | 4 | 0 | 12 | 0 | | | | | |
| Do | Queens College | 1867 | 1 | 19 | 0 | 256 | 0 | 12 | | | |
| | Preparatory | | 1 | 3 | 0 | 39 | | | | | |
| | Arts and sciences | | 1 | 16 | 0 | 217 | 0 | 12 | | | |
| | Education | | 0 | 1 | 0 | 15 | | | | | |
| | Home economics | | 0 | 2 | 6 | 45 | | | | | |
| | Fine arts | | 0 | 1 | 0 | 14 | | | | | |
| | Music | | 0 | 4 | 0 | 90 | | | | | |
| Davidson | Davidson College | 1837 | 25 | 0 | 509 | 3 | 83 | 0 | 7 | 0 | 5 |
| | Arts and sciences | | 25 | 0 | 507 | 3 | 83 | 0 | | | |
| | Graduate | | | | 7 | 0 | | | 7 | 0 | |
| | Special | | | | 5 | 0 | | | | | |
| | Military drill | | | | 309 | 0 | | | | | |
| Burham | Trinity College | 1859 | 76 | 4 | 675 | 250 | 59 | 27 | 5 | 3 | |
| | Arts and sciences | | 71 | 4 | 640 | 235 | 69 | 27 | | | |
| | Graduate | | | | 15 | 15 | | | 5 | 3 | |
| | Law | | 5 | 0 | 20 | 0 | | | | | |
| | Summer school (1921) | | | | 117 | 190 | | | | | |
| Elon College | Elon College | 1890 | 21 | 7 | 160 | 169 | 22 | 17 | 2 | 1 | 1 |
| | Arts and sciences | | 15 | 1 | 136 | 123 | 22 | 17 | | | |
| | Graduate | | | | 4 | 1 | | | 2 | 1 | |
| | Special | | 6 | 6 | 20 | 45 | | | | | |
| Greensboro | Greensboro College for Women | 1846 | 8 | 17 | 0 | 350 | 0 | 47 | | | |
| | Arts and sciences | | 5 | 10 | 0 | 259 | 0 | 37 | | | |
| | Special | | | | 0 | 8 | | | | | |
| | Home economics | | 0 | 1 | 0 | 33 | | | | | |
| | Fine arts | | 0 | 2 | 0 | 35 | | | | | |
| | Music | | 4 | 4 | 0 | 172 | 0 | 10 | | | |
| Guilford College | Guilford College | 1837 | 11 | 10 | 105 | 134 | 8 | 12 | | | |
| | Preparatory | | 2 | 4 | 31 | 21 | | | | | |
| | Arts and sciences | | 9 | 4 | 74 | 115 | 8 | 12 | | | |
| | Education | | 1 | 0 | 20 | 63 | | | | | |
| | Home economics | | 0 | 1 | 0 | 35 | | | | | |
| | Fine arts | | 0 | 1 | 0 | 17 | | | | | |
| | Music | | 1 | 2 | 0 | 31 | | | | | |
| Hickory | Lenoir College | 1891 | 14 | 5 | 128 | 155 | 10 | 8 | | | |
| | Preparatory | | 4 | 2 | 30 | 20 | | | | | |
| | Arts and sciences | | 10 | 5 | 75 | 61 | 10 | 8 | | | |
| | Special | | 1 | 4 | 23 | 74 | | | | | |
| Lenoir | Davenport College ¹ | 1858 | 4 | 14 | 0 | 150 | | | | | |
| | Preparatory | | 1 | 7 | 0 | 80 | | | | | |
| | Arts and sciences | | 3 | 7 | 0 | 70 | | | | | |

¹ Junior college.

² Colored.

TABLE 29.—Privately controlled universities, colleges, and professional schools—Instructors, students, and graduates in 1921-22—Continued

| Location | Institution | Year of first opening | Professors and instructors | | Students | | First degrees | | Graduate degrees | | Honorary degrees |
|-----------------------|---------------------------------|-----------------------|----------------------------|-------|----------|-------|---------------|-------|------------------|-------|------------------|
| | | | Men | Women | Men | Women | Men | Women | Men | Women | |
| 1 | 2 | 3 | 4 | 5 | 6 | 7 | 8 | 9 | 10 | 11 | 12 |
| NORTH CAROLINA—contd. | | | | | | | | | | | |
| Louisburg | Louisburg College ¹ | 1802 | 2 | 14 | 0 | 91 | | | | | |
| | Preparatory | | 0 | 6 | 0 | 50 | | | | | |
| | Arts and sciences | | 1 | 5 | 0 | 41 | | | | | |
| | Commerce | | 0 | 1 | 0 | 10 | | | | | |
| | Education | | 1 | 0 | 0 | 22 | | | | | |
| | Home economics | | 0 | 1 | 0 | 9 | | | | | |
| | Fine arts | | 0 | 1 | 0 | 34 | | | | | |
| | Music | | 0 | 3 | 0 | 84 | | | | | |
| Newton | Catawba College | 1851 | 9 | 5 | 116 | 112 | 3 | 7 | | | |
| | Preparatory | | 1 | 2 | 35 | 23 | | | | | |
| | Arts and sciences | | 6 | 0 | 31 | 25 | 3 | 7 | | | |
| | Special | | 1 | 2 | 33 | 36 | | | | | |
| | Commerce | | 0 | 1 | 9 | 6 | | | | | |
| | Education | | 1 | 0 | 8 | 22 | | | | | |
| Raleigh | Meredith College | 1899 | 6 | 30 | 0 | 404 | 0 | 30 | | | |
| | Arts and sciences | | 5 | 19 | 0 | 227 | 0 | 20 | | | |
| | Fine arts | | 0 | 2 | 0 | 24 | | | | | |
| | Music | | 1 | 9 | 0 | 153 | 0 | 10 | | | |
| Do | Peace Institute ¹ | 1858 | 2 | 33 | 0 | 158 | | | | | |
| | Preparatory | | | | 0 | 42 | | | | | |
| | Arts and sciences | | 2 | 33 | 0 | 60 | | | | | |
| | Business | | 1 | 0 | 0 | 14 | | | | | |
| | Home economics | | 0 | 1 | 0 | 11 | | | | | |
| | Fine arts | | 0 | 1 | 0 | 16 | | | | | |
| | Music | | 1 | 6 | 0 | 91 | | | | | |
| Do | St. Mary's School ¹ | 1842 | 4 | 23 | 0 | 251 | | | | | |
| | Preparatory | | | | 0 | 70 | | | | | |
| | Arts and sciences | | 4 | 23 | 0 | 154 | | | | | |
| | Special | | | | 0 | 27 | | | | | |
| Do | Shaw University ² | 1865 | 13 | 10 | 161 | 165 | 21 | 4 | | | 1 |
| | Preparatory | | 3 | 6 | 95 | 135 | | | | | |
| | Arts and sciences | | 8 | 4 | 66 | 30 | 16 | 4 | | | |
| | Music | | 0 | 1 | 3 | 18 | | | | | |
| | Theology | | 2 | 0 | 27 | 0 | 5 | 0 | | | |
| Red Springs | Flora Macdonald College | 1896 | 3 | 25 | 0 | 304 | 0 | 18 | | | |
| | Arts and sciences | | 2 | 15 | 0 | 272 | 0 | 17 | | | |
| | Commerce | | 0 | 1 | 0 | 27 | | | | | |
| | Home economics | | 0 | 2 | 0 | 123 | | | | | |
| | Music | | 1 | 8 | 0 | 155 | 0 | 1 | | | |
| Rutherford College | Rutherford College ¹ | 1871 | 7 | 2 | 169 | 42 | | | | | |
| | Preparatory | | 6 | 1 | 137 | 36 | | | | | |
| | Arts and sciences | | 7 | 0 | 29 | 6 | | | | | |
| | Special | | | | 3 | 0 | | | | | |
| | Music | | 0 | 1 | 14 | 26 | | | | | |
| Wake Forest | Wake Forest College | 1834 | 34 | 0 | 462 | 0 | 88 | 0 | 4 | 0 | 1 |
| | Arts and sciences | | 26 | 0 | 372 | 0 | 68 | 0 | | | |
| | Graduate | | | | 25 | 0 | | | 4 | 0 | |
| | Law | | 3 | 0 | 126 | 0 | 20 | 0 | | | |
| | Medicine | | 5 | 0 | 39 | 0 | | | | | |
| | Summer school (1921) | | | | 131 | 91 | | | | | |
| Wilson | Atlantic Christian College | 1902 | 5 | 8 | 62 | 97 | 0 | 1 | | | |
| | Preparatory | | 0 | 6 | 33 | 42 | | | | | |
| | Arts and sciences | | 5 | 2 | 29 | 55 | 0 | 1 | | | |
| Winston-Salem | Salem College | 1772 | 4 | 35 | 0 | 544 | 0 | 16 | | | |
| | Preparatory | | 0 | 9 | 0 | 122 | | | | | |
| | Arts and sciences | | 3 | 16 | 0 | 172 | 0 | 16 | | | |
| | Special | | | | 0 | 250 | | | | | |
| | Commerce | | 0 | 1 | 0 | 18 | | | | | |
| | Home economics | | 0 | 6 | 0 | 53 | | | | | |
| | Music | | 1 | 11 | 0 | 42 | | | | | |

¹ Junior college.² Colored.

TABLE 29.—Privately controlled universities, colleges, and professional schools—
Instructors, students, and graduates in 1921-22—Continued

| Location | Institution | Year of first opening | Professors and instructors | | Students | | First degrees | | Graduate degrees | | Honorary degrees |
|--------------|---|-----------------------|----------------------------|-------|----------|-------|---------------|-------|------------------|-------|------------------|
| | | | Men | Women | Men | Women | Men | Women | Men | Women | |
| 1 | 2 | 3 | 4 | 5 | 6 | 7 | 8 | 9 | 10 | 11 | 12 |
| NORTH DAKOTA | | | | | | | | | | | |
| Fargo | Fargo College | 1887 | 15 | 27 | 201 | 400 | 5 | 7 | | | |
| | Preparatory | | 1 | 9 | 8 | 9 | | | | | |
| | Arts and sciences | | 11 | 7 | 38 | 81 | 5 | 7 | | | |
| | Graduate | | | | 1 | 0 | | | | | |
| | Special | | | | 3 | 12 | | | | | |
| | Music | | 3 | 11 | 151 | 298 | | | | | |
| Jamestown | Jamestown College | 1883 | 16 | 14 | 121 | 160 | 9 | 11 | | | 1 |
| | Preparatory | | 4 | 7 | 20 | 17 | | | | | |
| | Arts and sciences | | 8 | 6 | 74 | 130 | 9 | 11 | | | |
| | Commerce | | 1 | 1 | 18 | 20 | | | | | |
| | Music | | 3 | 3 | 12 | 71 | | | | | |
| OHIO | | | | | | | | | | | |
| Ada | Ohio Northern University | 1871 | 29 | 10 | 841 | 536 | 118 | 8 | | | 8 |
| | Preparatory | | 5 | 2 | 115 | 13 | | | | | |
| | Arts and sciences | | 16 | 1 | 78 | 32 | 1 | 1 | | | |
| | Special | | 5 | 8 | 59 | 188 | | | | | |
| | General engineering | | 12 | 1 | 14 | 0 | | | | | |
| | Chemical engineering | | | | 29 | 0 | 6 | 0 | | | |
| | Civil engineering | | | | 103 | 0 | 20 | 0 | | | |
| | Electrical engineering | | | | 81 | 0 | 4 | 0 | | | |
| | Mechanical engineering | | | | 63 | 0 | 16 | 0 | | | |
| | Agriculture | | 1 | 0 | 7 | 0 | | | | | |
| | Commerce | | 1 | 1 | 29 | 27 | 2 | 0 | | | |
| | Education | | 12 | 2 | 50 | 119 | 5 | 4 | | | |
| | Music | | 2 | 3 | 40 | 151 | 0 | 1 | | | |
| | Law | | 3 | 0 | 92 | 4 | 23 | 0 | | | |
| | Pharmacy | | 6 | 0 | 81 | 2 | 31 | 2 | | | |
| | Summer school (1921) | | 14 | 3 | 70 | 220 | | | | | |
| Alliance | Mount Union College | 1846 | 21 | 9 | 259 | 300 | 34 | 17 | | | |
| | Sub-freshman | | | | 10 | 6 | | | | | |
| | Arts and sciences | | 18 | 6 | 243 | 214 | 34 | 17 | | | |
| | Music | | 3 | 3 | 23 | 95 | | | | | |
| Ashland | Ashland College | 1876 | 14 | 8 | 76 | 114 | 13 | 3 | | | |
| | Sub-freshman | | | | 5 | 9 | | | | | |
| | Arts and sciences | | 14 | 6 | 71 | 54 | 13 | 3 | | | |
| | Music | | 0 | 2 | 8 | 76 | | | | | |
| | Summer school (1921) | | 10 | 4 | 16 | 234 | | | | | |
| Berea | Baldwin-Wallace College | 1854 | 40 | 5 | 683 | 308 | 93 | 38 | | | 1 |
| | Arts and sciences | | 18 | 4 | 191 | 130 | 17 | 23 | | | |
| | Music | | 10 | 1 | 45 | 122 | | | | | |
| | Theology | | 3 | 0 | 17 | 1 | | | | | |
| | Law | | 12 | 0 | 452 | 56 | 76 | 15 | | | |
| Bluffton | Bluffton College | 1900 | 13 | 7 | 129 | 132 | 19 | 17 | | | |
| | Preparatory | | 1 | 4 | 5 | 5 | | | | | |
| | Arts and sciences | | 13 | 7 | 110 | 97 | 19 | 17 | | | |
| | Graduate | | | | 3 | 1 | | | | | |
| | Special | | | | 3 | 7 | | | | | |
| | Music | | 6 | 1 | 73 | 85 | | | | | |
| | Summer school (1921) | | 7 | 0 | 50 | 50 | | | | | |
| Cedarville | Cedarville College | 1894 | 7 | 8 | 49 | 73 | 5 | 5 | | | |
| | Preparatory | | 5 | 6 | 11 | 6 | | | | | |
| | Arts and sciences | | 6 | 2 | 37 | 42 | 5 | 5 | | | |
| | Music | | 0 | 1 | 1 | 33 | | | | | |
| | Theology | | 3 | 0 | 8 | 0 | | | | | |
| Cincinnati | Cincinnati College of Dental Surgery | 1893 | 15 | 0 | 30 | 1 | | | | | |
| Do | Cincinnati College of Pharmacy | 1850 | 13 | 0 | 86 | 8 | 31 | 4 | 27 | 2 | |
| Do | College and Academy of the Sacred Heart | 1869 | 7 | 18 | 0 | 130 | 0 | 6 | | | |
| | Preparatory | | 0 | 10 | 0 | 100 | | | | | |
| | Arts and sciences | | 4 | 11 | 0 | 30 | 0 | 6 | | | |
| | Education | | 1 | 2 | 0 | 6 | | | | | |
| | Music | | 2 | 2 | 0 | 10 | | | | | |
| Do | Eclectic Medical College | 1845 | 48 | 0 | 85 | 0 | 34 | 0 | | | |
| Do | Lane Theological Seminary | 1832 | 7 | 0 | 43 | 0 | 3 | 0 | | | |

1 Junior college.

TABLE 29.—*Privately controlled universities, colleges, and professional schools—Instructors, students, and graduates in 1921-22—Continued*

| Location | Institution | Year of first opening | Professors and instructors | | Students | | First degrees | | Graduate degrees | | Honorary degrees |
|----------------|--|-----------------------|----------------------------|-------|----------|-------|---------------|-------|------------------|-------|------------------|
| | | | Men | Women | Men | Women | Men | Women | Men | Women | |
| 1 | 2 | 3 | 4 | 5 | 6 | 7 | 8 | 9 | 10 | 11 | 12 |
| OHIO—continued | | | | | | | | | | | |
| Cincinnati | Ohio College of Dental Surgery | 1845 | 15 | 0 | 161 | 6 | 19 | 0 | | | |
| Do. | St. Xavier College | 1840 | 85 | 0 | 1,052 | 139 | 50 | 5 | | | 2 |
| | Preparatory | | 25 | 0 | 659 | 0 | | | | | |
| | Arts and sciences | | 16 | 0 | 114 | 0 | 14 | 3 | | | |
| | Commerce | | 26 | 0 | 198 | 139 | 13 | 0 | | | |
| | Law | | 18 | 0 | 76 | 5 | 23 | 2 | | | |
| | Summer school (1921) | | 18 | 2 | 10 | 347 | | | | | |
| | Extension courses | | 12 | 1 | 8 | 178 | | | | | |
| Cleveland | Case School of Applied Science | 1890 | 67 | 0 | 660 | 0 | 137 | 0 | 20 | 0 | |
| | General engineering | | 32 | 0 | 208 | 0 | | | | | |
| | Chemical engineering | | 7 | 0 | 67 | 0 | 30 | 0 | 3 | 0 | |
| | Civil engineering | | 4 | 0 | 53 | 0 | 17 | 0 | 8 | 0 | |
| | Electrical engineering | | 5 | 0 | 89 | 0 | 20 | 0 | | | |
| | Mechanical engineering | | 8 | 0 | 166 | 0 | 41 | 0 | 4 | 0 | |
| | Mining engineering | | 6 | 0 | 77 | 0 | 29 | 0 | 5 | 0 | |
| | Summer school (1921) | | 15 | 0 | 155 | 0 | | | | | |
| Do. | St. Ignatius College | 1886 | 27 | 0 | 539 | 0 | 16 | 0 | | | |
| | Preparatory | | 14 | 0 | 354 | 0 | | | | | |
| | Arts and sciences | | 13 | 0 | 185 | 0 | 16 | 0 | | | |
| Do. | Western Reserve University | 1826 | 215 | 61 | 1,304 | 911 | 233 | 137 | 0 | 1 | |
| | Arts and sciences | | 55 | 56 | 642 | 781 | 73 | 129 | | | |
| | Graduate | | | | 14 | 10 | | | 0 | 1 | |
| | Special | | | | 10 | 30 | | | | | |
| | Commerce | | 5 | 0 | 40 | 0 | | | | | |
| | Education | | | | 0 | 146 | 0 | 1 | | | |
| | Home economics | | 1 | 5 | 0 | 99 | | | | | |
| | Music | | 2 | 0 | 0 | 77 | | | | | |
| | Law | | 17 | 0 | 186 | 10 | 61 | 1 | | | |
| | Medicine | | 88 | 0 | 145 | 9 | 25 | 0 | | | |
| | Dentistry | | 32 | 0 | 197 | 0 | 31 | 0 | | | |
| | Pharmacy | | 13 | 0 | 110 | 18 | 43 | 6 | | | |
| | Summer school (1921) | | | | (1,373) | | | | | | |
| | Extension courses | | 6 | 0 | (270) | | | | | | |
| Columbus | Capital University | 1850 | 31 | 9 | 365 | 140 | 32 | 0 | | | 3 |
| | Preparatory | | 13 | 1 | 57 | 9 | | | | | |
| | Arts and sciences | | 20 | 2 | 172 | 22 | 15 | 0 | | | |
| | Special | | 4 | 6 | 124 | 124 | | | | | |
| | Theology | | 8 | 0 | 58 | 0 | 17 | 0 | | | |
| | Correspondence courses | | 5 | 0 | 7 | 0 | | | | | |
| Dayton | Bonebrake Theological Seminary | 1871 | 7 | 0 | 64 | 17 | 7 | 1 | | | 8 |
| Do. | Central Theological Seminary of the Reformed Church in United States | 1848 | 8 | 0 | 47 | 4 | 9 | 0 | | | |
| Do. | University of Dayton | 1850 | 56 | 0 | 807 | 0 | 25 | 0 | 1 | 0 | |
| | Preparatory | | 34 | 0 | 604 | 0 | | | | | |
| | Arts and sciences | | 8 | 0 | 46 | 0 | 1 | 0 | | | |
| | Graduate | | | | 1 | 0 | | | 1 | 0 | |
| | Chemical engineering | | 12 | 0 | 24 | 0 | 7 | 0 | | | |
| | Civil engineering | | | | 21 | 0 | | | | | |
| | Electrical engineering | | | | 44 | 0 | 12 | 0 | | | |
| | Mechanical engineering | | | | 36 | 0 | 5 | 0 | | | |
| | Commerce | | 2 | 0 | 32 | 0 | | | | | |
| | Summer school (1921) | | 8 | 0 | 70 | 46 | | | | | |
| | Extension courses | | 2 | 0 | 10 | 58 | | | | | |
| Defiance | Defiance College | 1885 | 18 | 13 | 120 | 130 | 11 | 5 | 3 | 1 | 3 |
| | Preparatory | | 4 | 2 | 6 | 2 | | | | | |
| | Arts and sciences | | 12 | 8 | 104 | 101 | 11 | 5 | | | |
| | Graduate | | | | 4 | 2 | | | 3 | 1 | |
| | Special | | 2 | 3 | 6 | 25 | | | | | |
| | Summer school (1921) | | 10 | 12 | 74 | 160 | | | | | |
| Delaware | Ohio Wesleyan University | 1844 | 74 | 34 | 730 | 893 | 104 | 129 | 4 | 2 | 9 |
| | Arts and sciences | | 65 | 26 | 720 | 798 | 104 | 129 | 4 | 2 | |
| | Fine arts | | 0 | 5 | 3 | 18 | | | | | |
| | Music | | 9 | 3 | 7 | 77 | | | | | |

* Engineering faculty.

TABLE 29.—Privately controlled universities, colleges, and professional schools—
Instructors, students, and graduates in 1921-22—Continued

| Location | Institution | Year of first opening | Professors and instructors | | Students | | First degrees | | Graduate degrees | | Honorary degrees |
|----------------|---|-----------------------|----------------------------|-------|----------|-------|---------------|-------|------------------|-------|------------------|
| | | | Men | Women | Men | Women | Men | Women | Men | Women | |
| 1 | 2 | 3 | 4 | 5 | 6 | 7 | 8 | 9 | 10 | 11 | 12 |
| OHIO—continued | | | | | | | | | | | |
| Findlay | Findlay College | 1882 | 13 | 7 | 157 | 229 | 8 | 4 | 1 | 0 | |
| | Preparatory | | 2 | 1 | 29 | 17 | | | | | |
| | Arts and sciences | | 8 | 1 | 51 | 47 | 8 | 4 | 1 | 0 | |
| | Special | | 3 | 5 | 62 | 194 | | | | | |
| | Theology | | 3 | 0 | 34 | 10 | | | | | |
| Gambier | Kenyon College | 1824 | 21 | 0 | 235 | 0 | 21 | 0 | 5 | 0 | 7 |
| | Arts and sciences | | 17 | 0 | 225 | 0 | 21 | 0 | 5 | 0 | |
| | Theology | | 5 | 0 | 14 | 0 | | | | | |
| Granville | Denison University | 1831 | 44 | 13 | 506 | 380 | 61 | 56 | 1 | 0 | 4 |
| | Preparatory | | 3 | 2 | 123 | 30 | | | | | |
| | Arts and sciences | | 40 | 10 | 375 | 310 | 61 | 56 | | | |
| | Graduate | | | | 6 | 2 | | | 1 | 0 | |
| | Music | | 4 | 3 | 74 | 169 | | | | | |
| | Military drill | | | | 160 | 0 | | | | | |
| Hiram | Hiram College (arts and sciences) | 1850 | 17 | 9 | 165 | 160 | 23 | 15 | | | |
| Marietta | Marietta College (arts and sciences) | 1800 | 21 | 1 | 216 | 116 | 25 | 12 | 1 | 2 | 2 |
| New Concord | Muskingum College | 1836 | 26 | 23 | 418 | 416 | 54 | 28 | | | 3 |
| | Preparatory | | 2 | 6 | 101 | 108 | | | | | |
| | Arts and sciences | | 21 | 13 | 304 | 300 | 54 | 25 | | | |
| | Special | | | | 11 | 8 | | | | | |
| | Music | | 3 | 4 | 61 | 113 | 0 | 3 | | | |
| | Summer school (1921) | | 25 | 13 | 145 | 394 | | | | | |
| Oberlin | Oberlin College | 1833 | 83 | 33 | 529 | 1,025 | 87 | 159 | 20 | 5 | 7 |
| | Arts and sciences | | 52 | 23 | 495 | 702 | 86 | 138 | | | |
| | Graduate | | | | 18 | 11 | | | 20 | 5 | |
| | Special | | | | 5 | 19 | | | | | |
| | Music | | 25 | 10 | 26 | 356 | 1 | 21 | | | |
| | Theology | | 6 | 0 | 34 | 3 | | | | | |
| | Summer school (1921) | | | | 85 | 109 | | | | | |
| Oxford | Oxford College for Women | 1890 | 2 | 21 | 0 | 207 | 0 | 14 | | | |
| | Arts and sciences | | 1 | 17 | 0 | 165 | 0 | 11 | | | |
| | Music | | 1 | 4 | 0 | 42 | 0 | 3 | | | |
| Do | Western College for Women (arts and sciences) | 1855 | 3 | 31 | 0 | 313 | 0 | 44 | | | 1 |
| Painesville | Lake Erie College (arts and sciences) | 1859 | 3 | 21 | 0 | 160 | 0 | 12 | | | |
| Springfield | Wittenberg College | 1845 | 29 | 11 | 420 | 271 | 53 | 22 | 5 | 1 | 15 |
| | Preparatory | | 1 | 2 | 50 | 30 | | | | | |
| | Arts and sciences | | 18 | 7 | 361 | 233 | 42 | 22 | | | |
| | Graduate | | | | 5 | 4 | | | 5 | 1 | |
| | Music | | 5 | 2 | 24 | 97 | | | | | |
| | Theology | | 5 | 0 | 35 | 0 | 11 | 0 | | | |
| | Summer school (1921) | | 11 | 8 | 102 | 245 | | | | | |
| | Extension courses | | 7 | 5 | 30 | 137 | | | | | |
| | Correspondence courses | | | | 14 | 1 | | | | | |
| Tiffin | Heidelberg College | 1850 | 25 | 3 | 192 | 168 | 26 | 19 | | | 3 |
| | Arts and sciences | | 19 | 1 | 167 | 103 | 26 | 19 | | | |
| | Music | | 6 | 2 | 43 | 109 | | | | | |
| Westerville | Otterbein College | 1847 | 27 | 10 | 249 | 254 | 31 | 29 | | | 7 |
| | Preparatory | | 6 | 1 | 25 | 16 | | | | | |
| | Arts and sciences | | 20 | 8 | 187 | 112 | 31 | 22 | | | |
| | Fine arts | | 0 | 2 | 2 | 49 | | | | | |
| | Music | | 3 | 3 | 35 | 109 | 0 | 7 | | | |
| Wilmington | Wilmington College (arts and sciences) | 1870 | 11 | 8 | 128 | 126 | 24 | 11 | | | |
| | Summer school (1921) | | 15 | 4 | 121 | 150 | | | | | |
| | Extension courses | | 7 | 1 | 99 | 168 | | | | | |
| Wooster | College of Wooster | 1868 | 39 | 9 | 357 | 434 | 55 | 59 | 0 | 3 | 6 |
| | Arts and sciences | | 35 | 5 | 350 | 385 | 55 | 59 | 0 | 3 | |
| | Music | | 4 | 4 | 49 | 151 | | | | | |
| | Summer school (1921) | | 6 | 0 | 34 | 35 | | | | | |
| Yellow Springs | Antioch College (arts and sciences) | 1863 | 21 | 8 | 164 | 89 | 3 | 1 | | | |

TABLE 29.—Privately controlled universities, colleges, and professional schools—
Instructors, students, and graduates in 1921-22—Continued

| Location | Institution | Year of first opening | Professors and instructors | | Students | | First degrees | | Graduate degrees | | Honorary degrees |
|--------------------|---------------------------------------|-----------------------|----------------------------|-------|----------|-------|---------------|-------|------------------|-------|------------------|
| | | | Men | Women | Men | Women | Men | Women | Men | Women | |
| 1 | 2 | 3 | 4 | 5 | 6 | 7 | 8 | 9 | 10 | 11 | 12 |
| OKLAHOMA | | | | | | | | | | | |
| Enid..... | Phillips University..... | 1907 | 28 | 11 | 338 | 597 | 37 | 13 | 5 | 0 | |
| | Preparatory..... | | 4 | 8 | 88 | 200 | | | | | |
| | Arts and sciences..... | | 14 | 1 | 250 | 397 | 16 | 10 | | | |
| | Graduate..... | | | | 13 | 3 | | | 5 | 0 | |
| | Special..... | | | | 23 | 64 | | | | | |
| | Art..... | | 0 | 1 | 2 | 35 | | | | | |
| | Music..... | | 4 | 7 | 71 | 357 | | | | | |
| | Expression..... | | 1 | 1 | 11 | 55 | | | | | |
| | Theology..... | | 6 | 0 | 85 | 35 | 20 | 3 | | | |
| | Summer school (1921)..... | | | | 105 | 377 | | | | | |
| | Extension courses..... | | | | 12 | 21 | | | | | |
| | Military drill..... | | | | 53 | 0 | | | | | |
| Oklahoma City..... | Oklahoma City College..... | 1881 | 18 | 11 | 130 | 156 | 3 | 2 | | | 3 |
| | Preparatory..... | | 3 | 3 | 37 | 27 | | | | | |
| | Arts and sciences..... | | 15 | 8 | 93 | 129 | 3 | 2 | | | |
| Shawnee..... | Oklahoma Baptist University..... | 1911 | 19 | 7 | 225 | 345 | 14 | 12 | | | 3 |
| | Preparatory..... | | 4 | 1 | 71 | 42 | | | | | |
| | Arts and sciences..... | | 13 | 2 | 104 | 110 | 14 | 12 | | | |
| | Special..... | | | | 24 | 31 | | | | | |
| | Fine arts..... | | 0 | 1 | 7 | 27 | | | | | |
| | Music..... | | 2 | 3 | 19 | 135 | | | | | |
| | Summer school (1921)..... | | 16 | 3 | 115 | 120 | | | | | |
| | Extension courses..... | | | | 18 | 18 | | | | | |
| Tulsa..... | University of Tulsa..... | 1894 | 14 | 16 | 157 | 269 | 2 | 11 | | | |
| | Preparatory..... | | 2 | 4 | 31 | 47 | | | | | |
| | Arts and sciences..... | | 10 | 4 | 99 | 104 | 2 | 9 | | | |
| | Expression..... | | 0 | 3 | 4 | 47 | | | | | |
| | Music..... | | 2 | 4 | 20 | 152 | 0 | 2 | | | |
| | Art..... | | 0 | 1 | 3 | 9 | | | | | |
| OREGON | | | | | | | | | | | |
| Albany..... | Albany College..... | 1867 | 9 | 6 | 74 | 142 | 3 | 2 | | | 3 |
| | Arts and sciences..... | | 8 | 3 | 51 | 37 | 3 | 2 | | | |
| | Special..... | | | | 4 | 4 | | | | | |
| | Music..... | | 1 | 3 | 29 | 118 | | | | | |
| Eugene..... | Eugene Bible University..... | 1895 | 11 | 6 | 110 | 132 | 11 | 12 | 4 | 0 | |
| | Arts and sciences..... | | 3 | 2 | 47 | 28 | 7 | 10 | | | |
| | Graduate..... | | 2 | 0 | 8 | 4 | | | 4 | 0 | |
| | Music..... | | 2 | 4 | 22 | 74 | 0 | 2 | | | |
| | Theology..... | | 6 | 0 | 93 | 101 | 4 | 0 | | | |
| Forest Grove..... | Pacific University..... | 1854 | 13 | 8 | 141 | 133 | 7 | 9 | 0 | 1 | 1 |
| | Arts and sciences..... | | 11 | 5 | 73 | 74 | 7 | 9 | | | |
| | Graduate..... | | | | 2 | 1 | | | 0 | 1 | |
| | Special..... | | | | 19 | 9 | | | | | |
| | Music..... | | 2 | 3 | 70 | 75 | | | | | |
| McMinnville..... | Linfield College..... | 1857 | 9 | 12 | 105 | 143 | 10 | 18 | | | |
| | Preparatory..... | | 0 | 8 | 17 | 13 | | | | | |
| | Arts and sciences..... | | 9 | 2 | 88 | 118 | 10 | 18 | | | |
| | Special..... | | 0 | 2 | 0 | 12 | | | | | |
| Milton..... | Columbia College ¹ | 1900 | 7 | 9 | 95 | 144 | | | | | |
| | Preparatory..... | | 2 | 2 | 23 | 14 | | | | | |
| | Arts and sciences..... | | 3 | 2 | 5 | 13 | | | | | |
| | Oratory..... | | 0 | 1 | 9 | 17 | | | | | |
| | Music..... | | 2 | 4 | 58 | 100 | | | | | |
| Newberg..... | Pacific College..... | 1885 | 7 | 7 | 86 | 119 | 3 | 1 | | | |
| | Preparatory..... | | 4 | 4 | 48 | 45 | | | | | |
| | Arts and sciences..... | | 6 | 4 | 25 | 29 | 3 | 1 | | | |
| | Special..... | | 1 | 2 | 20 | 53 | | | | | |
| Portland..... | North Pacific College..... | 1893 | 41 | 1 | 619 | 5 | 68 | 2 | | | |
| | Pharmacy..... | | 15 | 0 | 44 | 4 | 13 | 2 | | | |
| | Dentistry..... | | 41 | 1 | 575 | 1 | 55 | 0 | | | |
| Do..... | Northwestern College of Law..... | | 19 | 0 | 105 | 9 | 19 | 3 | | | |
| Do..... | Reed College (arts and sciences)..... | 1911 | 21 | 7 | 139 | 160 | 17 | 21 | | | |

¹ Junior college.

TABLE 29.—Privately controlled universities, colleges, and professional schools—
Instructors, students, and graduates in 1921-22—Continued

| Location | Institution | Year of first opening | Professors and instructors | | Students | | First degrees | | Graduate degrees | | Honorary degrees |
|--------------|--|-----------------------|----------------------------|-------|----------|-------|---------------|-------|------------------|-------|------------------|
| | | | Men | Women | Men | Women | Men | Women | Men | Women | |
| 1 | 2 | 3 | 4 | 5 | 6 | 7 | 8 | 9 | 10 | 11 | 12 |
| OREGON—CON. | | | | | | | | | | | |
| Portland | St. Mary's College ¹ | | 8 | 14 | 0 | 226 | | | | | |
| | Preparatory | | 4 | 10 | 0 | 185 | | | | | |
| | Arts and sciences | | 1 | 5 | 0 | 30 | | | | | |
| | Special | | 3 | 2 | 0 | 11 | | | | | |
| Salem | Kimball School of Theology | 1902 | 10 | 1 | 51 | 40 | | | | | |
| Do | Willamette University | 1844 | 33 | 9 | 290 | 280 | 86 | 39 | 1 | 1 | 1 |
| | Arts and sciences | | 22 | 9 | 208 | 264 | 72 | 39 | | | |
| | Graduate | | | | 2 | 4 | | | 1 | 1 | |
| | Special | | | | 29 | 9 | | | | | |
| | Music | | 2 | 2 | 30 | 64 | | | | | |
| | Law | | 11 | 0 | 51 | 3 | 14 | 0 | | | |
| | Summer school (1921) | | | | 28 | 31 | | | | | |
| PENNSYLVANIA | | | | | | | | | | | |
| Allentown | Cedar Crest College | 1866 | 5 | 16 | 0 | 140 | 0 | 4 | | | |
| | Preparatory | | 0 | 3 | 0 | 33 | | | | | |
| | Arts and sciences | | 4 | 8 | 0 | 28 | 0 | 3 | | | |
| | Commerce | | 1 | 3 | 0 | 60 | | | | | |
| | Home economics | | 0 | 2 | 0 | 9 | | | | | |
| | Fine arts | | | | 0 | 4 | | | | | |
| | Music | | | | 0 | 6 | 0 | 1 | | | |
| Do | Muhlenberg College | 1867 | 30 | 0 | 432 | 0 | 50 | 10 | | | |
| | Preparatory | | 12 | 0 | 160 | 0 | | | | | |
| | Arts and sciences | | 18 | 0 | 272 | 0 | 50 | 0 | | | |
| | Summer school (1921) | | 15 | 2 | 130 | 141 | | | | | |
| | Extension courses | | | | 213 | 419 | | | | | |
| Annville | Lebanon Valley College | 1866 | 18 | 8 | 165 | 138 | 23 | 15 | 1 | 0 | 3 |
| | Preparatory | | 2 | 1 | 24 | 8 | | | | | |
| | Arts and sciences | | 14 | 4 | 130 | 97 | 23 | 15 | | | |
| | Graduate | | | | 5 | 0 | | | 1 | 0 | |
| | Music | | 2 | 3 | 12 | 60 | | | | | |
| | Summer school (1921) | | 6 | 1 | 14 | 40 | | | | | |
| | Extension courses | | 1 | 0 | 3 | 40 | | | | | |
| Beatty | St. Vincent College and Theological Seminary | 1846 | 52 | 0 | 577 | 0 | 17 | 0 | 4 | 0 | |
| | Preparatory | | 30 | 0 | 353 | 0 | | | | | |
| | Arts and sciences | | 12 | 0 | 102 | 0 | 10 | 0 | 4 | 0 | |
| | Theology | | 10 | 0 | 122 | 0 | 7 | 0 | | | |
| | Extension courses | | 3 | 0 | 0 | 18 | | | | | |
| Beaver | Beaver College | 1853 | 8 | 14 | 0 | 206 | 0 | 11 | | | |
| | Arts and sciences | | 4 | 5 | 0 | 143 | 0 | 3 | | | |
| | Home economics | | 0 | 3 | 0 | 19 | 0 | 6 | | | |
| | Fine arts | | 0 | 1 | 0 | 12 | | | | | |
| | Music | | 4 | 5 | 0 | 180 | 0 | 2 | | | |
| Beaver Falls | Geneva College | 1848 | 14 | 8 | 195 | 216 | 26 | 28 | | | 4 |
| | Arts and sciences | | 11 | 5 | 158 | 109 | 26 | 27 | | | |
| | Music | | 3 | 3 | 37 | 107 | 0 | 1 | | | |
| | Summer school (1921) | | 13 | 6 | 15 | 204 | | | | | |
| | Extension courses | | 10 | 7 | 39 | 140 | | | | | |
| | Correspondence courses | | | | 4 | 7 | | | | | |
| Bethlehem | Lehigh University | 1866 | 103 | 0 | 1,132 | 0 | 117 | 0 | 7 | 0 | 2 |
| | Arts and sciences | | 53 | 0 | 133 | 0 | 5 | 0 | | | |
| | Graduate | | | | 54 | 0 | | | 7 | 0 | |
| | Chemical engineering | | 16 | 0 | 137 | 0 | 30 | 0 | | | |
| | Civil engineering | | 7 | 0 | 121 | 0 | 11 | 0 | | | |
| | Electrical engineering | | 6 | 0 | 143 | 0 | 13 | 0 | | | |
| | Mechanical engineering | | 8 | 0 | 163 | 0 | 23 | 0 | | | |
| | Mining engineering | | 2 | 0 | 115 | 0 | 11 | 0 | | | |
| | Naval engineering | | 2 | 0 | 36 | 0 | 11 | 0 | | | |
| | Metallurgical engineering | | 3 | 0 | 57 | 0 | 9 | 0 | | | |
| | Commerce | | 4 | 0 | 173 | 0 | 4 | 0 | | | |
| | Summer school (1921) | | | | 8 | 38 | | | | | |
| | Extension courses | | | | 123 | 297 | | | | | |
| | Military drill | | | | 550 | 0 | | | | | |
| Do | Moravian College and Theological Seminary | 1807 | 8 | 0 | 87 | 0 | 11 | 0 | 1 | 0 | 1 |
| | Arts and sciences | | 8 | 0 | 75 | 0 | 10 | 0 | 1 | 0 | |
| | Theology | | 3 | 0 | 12 | 0 | 1 | 0 | | | |

¹ Junior college.

TABLE 29.—Privately controlled universities, colleges, and professional schools—
Instructors, students, and graduates in 1921-22—Continued

| Location | Institution | Year of first opening | Professors and Instructors | | Students | | First degrees | | Graduate degrees | | Honorary degrees |
|------------------------|---|-----------------------|----------------------------|-------|----------|-------|---------------|-------|------------------|-------|------------------|
| | | | Men | Women | Men | Women | Men | Women | Men | Women | |
| 1 | 2 | 3 | 4 | 5 | 6 | 7 | 8 | 9 | 10 | 11 | 12 |
| PENNSYLVANIA—continued | | | | | | | | | | | |
| Bethlehem | Moravian Seminary and College for Women | 1742 | 9 | 14 | 0 | 161 | 0 | 8 | | | |
| | Preparatory | | 1 | 10 | 0 | 95 | | | | | |
| | Arts and sciences | | 7 | 6 | 0 | 58 | 0 | 7 | | | |
| | Home economics | | 0 | 2 | 0 | 10 | | | | | |
| | Fine arts | | 0 | 1 | 0 | 6 | | | | | |
| | Music | | 1 | 2 | 0 | 20 | 0 | 1 | | | |
| Bryn Mawr | Bryn Mawr College | 1885 | 38 | 51 | 0 | 464 | 0 | 79 | 0 | 17 | |
| | Arts and sciences | | 37 | 29 | 0 | 374 | 0 | 79 | | 17 | |
| | Graduate | | 37 | 20 | 0 | 94 | | | 0 | 17 | |
| | Education | | 0 | 2 | 0 | 47 | | | | | |
| | Music | | 2 | 0 | 0 | 35 | | | | | |
| Carlisle | Dickinson College (arts and sciences) | 1783 | 21 | 3 | 310 | 158 | 40 | 33 | 17 | 0 | |
| Chambersburg | Wilson College | 1870 | 2 | 29 | 0 | 387 | 0 | 53 | | | |
| | Arts and sciences | | 2 | 29 | 0 | 360 | 0 | 53 | | | |
| | Special | | | | 0 | 27 | | | | | |
| Chester | Crozer Theological Seminary | 1868 | 9 | 0 | 60 | 0 | 9 | 0 | | | |
| Do | Pennsylvania Military College | 1862 | 22 | 0 | 181 | 0 | 28 | 0 | | | |
| | Preparatory | | 4 | 0 | 70 | 0 | | | | | |
| | Arts and sciences | | 13 | 0 | 69 | 0 | 5 | 0 | | | |
| | Civil engineering | | 3 | 0 | 18 | 0 | 10 | 0 | | | |
| | Commerce | | 2 | 0 | 24 | 0 | 13 | 0 | | | |
| | Military drill | | | | 181 | 0 | | | | | |
| Collegeville | Ursinus College | 1870 | 19 | 3 | 139 | 130 | 23 | 19 | | | |
| | Arts and sciences | | 19 | 2 | 134 | 104 | 23 | 19 | | | |
| | Special | | 0 | 1 | 5 | 26 | | | | | |
| | Summer school (1921) | | 9 | 2 | 20 | 14 | | | | | |
| Enston | Lafayette College | 1832 | 73 | 0 | 851 | 0 | 134 | 0 | 7 | 0 | |
| | Arts and sciences | | 50 | 0 | 586 | 0 | 96 | 0 | | | |
| | Graduate | | | | 19 | 0 | | | 7 | 0 | |
| | General engineering | | 23 | 0 | 90 | 0 | | | | | |
| | Chemical engineering | | | | 24 | 0 | 7 | 0 | | | |
| | Civil engineering | | | | 31 | 0 | 9 | 0 | | | |
| | Electrical engineering | | | | 36 | 0 | 9 | 0 | | | |
| | Mechanical engineering | | | | 54 | 0 | 12 | 0 | | | |
| | Mining engineering | | | | 11 | 0 | 1 | 0 | | | |
| | Military drill | | | | 130 | 0 | | | | | |
| Gettysburg | Gettysburg College | 1827 | 39 | 0 | 542 | 64 | 68 | 5 | 12 | 1 | 9 |
| | Preparatory | | 7 | 0 | 101 | 9 | | | | | |
| | Arts and sciences | | 32 | 0 | 278 | 46 | 68 | 5 | | | |
| | Graduate | | | | 22 | 4 | | | 12 | 1 | |
| | Special | | | | 48 | 5 | | | | | |
| | Civil engineering | | | | 33 | 0 | | | | | |
| | Electrical engineering | | | | 33 | 0 | | | | | |
| | Mechanical engineering | | | | 27 | 0 | | | | | |
| | Military drill | | | | 185 | 0 | | | | | |
| Do | Theological Seminary of the General Synod of Evangelical Lutheran Church in the United States | 1826 | 7 | 0 | 49 | 1 | 15 | 0 | | | |
| Greensburg | Seton Hill College | 1883 | 10 | 45 | 0 | 331 | 0 | 24 | | | |
| | Preparatory | | 2 | 19 | 0 | 197 | | | | | |
| | Arts and sciences | | 8 | 26 | 0 | 134 | 0 | 24 | | | |
| | Home economics | | 1 | 4 | 0 | 30 | | | | | |
| | Fine arts | | 1 | 2 | 0 | 26 | | | | | |
| | Music | | 1 | 12 | 0 | 123 | | | | | |
| Greenville | Thiel College | 1870 | 13 | 7 | 102 | 178 | 13 | 16 | 2 | 1 | 2 |
| | Arts and sciences | | 11 | 2 | 80 | 83 | 13 | 16 | | | |
| | Graduate | | | | 2 | 1 | | | 2 | 1 | |
| | Music | | 2 | 5 | 21 | 121 | | | | | |
| | Extension courses | | 2 | 1 | 28 | 53 | | | | | |
| Grove City | Grove City College | 1876 | 19 | 6 | 262 | 215 | 30 | 20 | 5 | 0 | 5 |
| | Arts and sciences | | 17 | 8 | 250 | 156 | 30 | 20 | | | |
| | Special | | | | 8 | 8 | | | | | |
| | Fine arts | | 0 | 1 | 1 | 9 | | | | | |
| | Music | | 2 | 2 | 3 | 42 | | | | | |

TABLE 29.—Privately controlled universities, colleges, and professional schools—
Instructors, students, and graduates in 1921-22—Continued

| Location | Institution | Year of first opening | Professors and instructors | | Students | | First degrees | | Graduate degrees | | Honorary degrees |
|------------------------|--|-----------------------|----------------------------|-------|----------|-------|---------------|-------|------------------|-------|------------------|
| | | | Men | Women | Men | Women | Men | Women | Men | Women | |
| 1 | 2 | 3 | 4 | 5 | 6 | 7 | 8 | 9 | 10 | 11 | 12 |
| PENNSYLVANIA—continued | | | | | | | | | | | |
| Haverford | Haverford College | 1833 | 24 | 0 | 232 | 4 | 43 | 0 | 8 | 3 | 1 |
| | Arts and sciences | | 24 | 0 | 225 | 0 | 43 | 0 | | | |
| | Graduate | | | | 8 | 4 | | | 8 | 3 | |
| Huntingdon | Juniata College | 1876 | 21 | 12 | 228 | 297 | 17 | 14 | | | |
| | Preparatory | | 8 | 6 | 97 | 102 | | | | | |
| | Arts and sciences | | 13 | 6 | 97 | 98 | 15 | 13 | | | |
| | Home economics | | 0 | 2 | 0 | 11 | | | | | |
| | Music | | 1 | 1 | 25 | 80 | | | | | |
| | Theology | | 7 | 0 | 9 | 6 | 2 | 1 | | | |
| | Summer school (1921) | | 10 | 5 | 50 | 127 | | | | | |
| Lancaster | Franklin and Marshall College | 1836 | 27 | 0 | 406 | 0 | 61 | 0 | 7 | 0 | 14 |
| | Arts and sciences | | 27 | 0 | 388 | 0 | 61 | 0 | | | |
| | Graduate | | | | 18 | 0 | | | 7 | 0 | |
| Lewisburg | Bucknell University | 1846 | 42 | 16 | 601 | 333 | 92 | 48 | 8 | 4 | 2 |
| | Arts and sciences | | 39 | 8 | 323 | 271 | 48 | 48 | | | |
| | Graduate | | | | 6 | 4 | | | 6 | 4 | |
| | Special | | 3 | 8 | 7 | 60 | | | | | |
| | Chemical engineering | | 1 | 0 | 52 | 0 | 9 | 0 | | | |
| | Civil engineering | | 1 | 0 | 52 | 0 | 10 | 0 | 1 | 0 | |
| | Electrical engineering | | 3 | 0 | 96 | 0 | 9 | 0 | 1 | 0 | |
| | Mechanical engineering | | 3 | 0 | 65 | 0 | 16 | 0 | | | |
| | Music | | 2 | 8 | 24 | 107 | | | | | |
| Lincoln University | Lincoln University | 1857 | 17 | 0 | 242 | 0 | 37 | 0 | | | 4 |
| | Arts and sciences | | 17 | 0 | 221 | 0 | 28 | 0 | | | |
| | Theology | | 7 | 0 | 21 | 0 | 9 | 0 | | | |
| Loretto | St. Francis College | 1845 | 18 | 0 | 150 | 0 | | | | | |
| | Preparatory | | 12 | 0 | 105 | 0 | | | | | |
| | Arts and sciences | | 5 | 0 | 35 | 0 | | | | | |
| | Special | | 2 | 0 | 10 | 0 | | | | | |
| Meadville | Allegheny College | 1815 | 28 | 5 | 343 | 222 | 59 | 44 | 3 | 2 | 7 |
| | Arts and sciences | | 28 | 5 | 340 | 217 | 59 | 44 | | | |
| | Graduate | | | | 3 | 4 | | | 3 | 2 | |
| | Special | | | | 0 | 1 | | | | | |
| | Summer school (1921) | | 12 | 1 | 66 | 36 | | | | | |
| Mechanicsburg | Irving Female College | 1856 | 4 | 14 | 0 | 125 | 0 | 6 | | | |
| | Preparatory | | 0 | 2 | 0 | 7 | | | | | |
| | Arts and sciences | | 2 | 6 | 0 | 45 | 0 | 6 | | | |
| | Commerce | | 0 | 1 | 0 | 23 | | | | | |
| | Education | | 1 | 1 | 0 | 30 | | | | | |
| | Home economics | | 0 | 2 | 0 | 35 | | | | | |
| | Music | | 2 | 3 | 0 | 80 | | | | | |
| Myerstown | Albright College | 1894 | 15 | 11 | 111 | 90 | 18 | 10 | 2 | 0 | |
| | Preparatory | | 3 | 2 | 12 | 5 | | | | | |
| | Arts and sciences | | 11 | 2 | 93 | 64 | 18 | 10 | | | |
| | Graduate | | | | 2 | 0 | | | 2 | 0 | |
| | Special | | 1 | 4 | 5 | 21 | | | | | |
| | Fine arts | | 0 | 1 | 1 | 11 | | | | | |
| | Music | | 0 | 3 | 17 | 63 | | | | | |
| | Correspondence courses | | | | 19 | 2 | | | | | |
| New Wilmington | Westminster College | 1852 | 16 | 9 | 169 | 175 | 16 | 16 | | | 6 |
| | Arts and sciences | | 13 | 7 | 163 | 150 | 16 | 14 | | | |
| | Music | | 3 | 2 | 6 | 25 | 0 | 1 | | | |
| Philadelphia | Drexel Institute | 1892 | 22 | 17 | 265 | 344 | 18 | 2 | | | |
| | Special | | 10 | 2 | 0 | 102 | | | | | |
| | Engineering | | 10 | 0 | 265 | 0 | 18 | 0 | | | |
| | Secretarial courses | | 2 | 3 | 0 | 61 | | | | | |
| | Home economics | | 0 | 12 | 0 | 181 | 0 | 2 | | | |
| | Military drill | | | | 175 | 0 | | | | | |
| Do | Dropsie College (graduate) | 1909 | 8 | 0 | 18 | 1 | | | 2 | 0 | |
| | Extension courses | | 4 | 0 | 17 | 15 | | | | | |
| Do | Hahnemann Medical College and Hospital | 1848 | 112 | 0 | 157 | 0 | 17 | 0 | | | |
| Do | Jefferson Medical College | 1825 | 173 | 0 | 547 | 0 | 88 | 0 | | | 1 |
| | Military drill | | | | 96 | 0 | | | | | |

* Colored.



TABLE 29.—*Privately controlled universities, colleges, and professional schools—Instructors, students, and graduates in 1921-22—Continued*

| Location | Institution | Year of first opening | Professors and in-structors | | Students | | First degrees | | Graduate degrees | | Honorary degrees |
|------------------------|---|-----------------------|-----------------------------|-------|----------|-------|---------------|-------|------------------|-------|------------------|
| | | | Men | Women | Men | Women | Men | Women | Men | Women | |
| 1 | 2 | 3 | 4 | 5 | 6 | 7 | 8 | 9 | 10 | 11 | 12 |
| PENNSYLVANIA—continued | | | | | | | | | | | |
| Philadelphia | La Salle College | 1867 | 25 | 0 | 330 | 0 | 7 | 0 | | | |
| | Preparatory | | 15 | 0 | 260 | 0 | | | | | |
| | Arts and sciences | | 6 | 0 | 50 | 0 | 7 | 0 | | | |
| | Special | | 4 | 0 | 20 | 0 | | | | | |
| | Summer school (1921) | | 6 | 0 | 75 | 0 | | | | | |
| Do | Lutheran Theological Seminary at Philadelphia | 1864 | 10 | 0 | 97 | 0 | 5 | 0 | | | |
| Do | Philadelphia College of Pharmacy and Science | 1821 | 30 | 0 | 701 | 57 | 157 | 21 | | | 4 |
| Do | St. Joseph's College | 1851 | 33 | 0 | 604 | 0 | 9 | 0 | | | |
| | Preparatory | | 27 | 0 | 517 | 0 | | | | | |
| | Arts and sciences | | 14 | 0 | 87 | 0 | 9 | 0 | | | |
| | Extension courses | | 2 | 0 | 184 | 173 | | | | | |
| Do | Temple University | 1884 | 348 | 58 | 4,774 | 2,974 | 190 | 32 | 4 | 0 | 3 |
| | Preparatory | | 15 | 7 | 623 | 138 | | | | | |
| | Arts and sciences | | 27 | 4 | 376 | 228 | 31 | 13 | | | |
| | Graduate | | | | 13 | 0 | | | 3 | 0 | |
| | Special | | 105 | 35 | 1,155 | 151 | | | | | |
| | Commerce | | 41 | 21 | 1,493 | 1,041 | 0 | 1 | | | |
| | Education | | 40 | 23 | 182 | 1,162 | | | | | |
| | Home economics | | | | 0 | 207 | | | | | |
| | Theology | | 7 | 0 | 23 | 11 | | | 1 | 0 | |
| | Law | | 10 | 0 | 237 | 7 | 15 | 1 | | | |
| | Medicine | | 105 | 0 | 89 | 1 | 19 | 0 | | | |
| | Dentistry | | 32 | 1 | 334 | 10 | 28 | 1 | | | |
| | Pharmacy | | 19 | 0 | 249 | 45 | 97 | 16 | | | |
| | Summer school (1921) | | 53 | 2 | 226 | 402 | | | | | |
| | Correspondence courses | | 5 | 0 | 20 | 0 | | | | | |
| Do | University of Pennsylvania | 1740 | 999 | 7 | 6,319 | 1,293 | 945 | 123 | 123 | 47 | 8 |
| | Arts and sciences | | 236 | 0 | 813 | 26 | 119 | 39 | | | |
| | Graduate | | 140 | 0 | 590 | 333 | | | 120 | 47 | |
| | Chemical engineering | | 142 | 0 | 178 | 0 | 40 | 0 | | | |
| | Civil engineering | | | | 149 | 0 | 35 | 0 | | | |
| | Electrical engineering | | | | 120 | 0 | 15 | 0 | | | |
| | Mechanical engineering | | | | 141 | 0 | 23 | 0 | | | |
| | Architecture | | 12 | 0 | 202 | 0 | 31 | 0 | | | |
| | Commerce | | 207 | 0 | 2,560 | 0 | 376 | 0 | 2 | 0 | |
| | Education | | 167 | 1 | 172 | 875 | 12 | 66 | | | |
| | Fine arts | | 14 | 0 | 10 | 4 | | | | | |
| | Music | | 1 | 0 | 3 | 21 | 2 | 7 | | | |
| | Law | | 19 | 0 | 220 | 8 | 65 | 3 | 1 | 0 | |
| | Medicine | | 208 | 2 | 405 | 31 | 112 | 6 | | | |
| | Veterinary medicine | | 20 | 0 | 31 | 0 | 7 | 0 | | | |
| | Dentistry | | 87 | 4 | 598 | 21 | 108 | 2 | | | |
| | Hygiene and public health | | 16 | 0 | 3 | 1 | | | | | |
| | Summer school (1921) | | 84 | 20 | 939 | 819 | | | | | |
| | Extension courses | | 140 | 0 | 767 | 1,687 | | | | | |
| | Evening school of accounts | | 59 | 0 | 1,600 | 123 | | | | | |
| Do | Military drill | | | | 257 | 0 | | | | | |
| Do | Woman's Medical College of Pennsylvania | 1850 | 17 | 52 | 0 | 121 | 0 | 32 | | | |
| Pittsburgh | Carnegie Institute of Technology | 1905 | 189 | 47 | 1,855 | 711 | 170 | 70 | 18 | 5 | |
| | General science | | 60 | 18 | 14 | 162 | 3 | 4 | | | |
| | Graduate | | | | 27 | 27 | | | 18 | 5 | |
| | Special | | | | 397 | 107 | | | | | |
| | General engineering | | 28 | 0 | 424 | 0 | | | | | |
| | Chemical engineering | | 8 | 0 | 50 | 0 | 16 | 0 | | | |
| | Civil engineering | | 6 | 0 | 63 | 0 | 15 | 0 | | | |
| | Electrical engineering | | 4 | 0 | 122 | 0 | 19 | 0 | | | |
| | Mechanical engineering | | 5 | 0 | 140 | 0 | 26 | 0 | | | |
| | Mining engineering | | 6 | 0 | 30 | 0 | 12 | 0 | | | |
| | Metallurgical engineering | | 4 | 0 | 50 | 0 | 10 | 0 | | | |
| | Commercial engineering | | 3 | 0 | 98 | 0 | 22 | 0 | | | |
| | Library work | | | | 0 | 7 | 0 | 1 | | | |
| | Costume economics | | 0 | 4 | 0 | 43 | 0 | 11 | | | |

TABLE 29.—*Privately controlled universities, colleges, and professional schools—Instructors, students, and graduates in 1921-22—Continued*

| Location | Institution | Year of first opening | Professors and instructors | | Students | | First degrees | | Graduate degrees | | Honorary degrees |
|------------------------|--|-----------------------|----------------------------|-------|----------|-------|---------------|-------|------------------|-------|------------------|
| | | | Men | Women | Men | Women | Men | Women | Men | Women | |
| 1 | 2 | 3 | 4 | 5 | 6 | 7 | 8 | 9 | 10 | 11 | 12 |
| PENNSYLVANIA—continued | | | | | | | | | | | |
| Pittsburgh | Carnegie Institute of Technology—Continued | | | | | | | | | | |
| | Secretarial studies | | 2 | 3 | 0 | 76 | 0 | 17 | | | |
| | Social work | | 0 | 6 | 0 | 28 | 0 | 9 | | | |
| | Home economics | | 0 | 6 | 0 | 53 | 0 | 17 | | | |
| | Fine arts | | 26 | 6 | 193 | 131 | 23 | 11 | | | |
| | Music | | 16 | 4 | 16 | 54 | 1 | 0 | | | |
| | Physical education | | | | 0 | 23 | | | | | |
| | Building construction | | 8 | 0 | 91 | 0 | 5 | 0 | | | |
| | Machinery production | | 14 | 0 | 124 | 0 | 17 | 0 | | | |
| | Printing | | 5 | 0 | 13 | 0 | | | | | |
| | Industrial education | | 1 | 0 | 3 | 0 | 1 | 0 | | | |
| | Summer school (1921) | | | | 588 | 0 | | | | | |
| | Night courses | | | | 1,128 | 77 | | | | | |
| | Part time courses | | | | 0 | 350 | | | | | |
| | Military drill | | | | 398 | 0 | | | | | |
| Do | Duquesne University of the Holy Ghost | 1878 | 93 | 0 | 2,101 | 538 | 50 | 0 | | | |
| | Preparatory | | 29 | 0 | 696 | 0 | | | | | |
| | Arts and sciences | | 8 | 0 | 145 | 0 | 11 | 0 | | | |
| | Commerce | | 35 | 0 | 1,050 | 286 | 13 | 0 | | | |
| | Education | | 3 | 0 | 50 | 250 | | | | | |
| | Music | | 2 | 0 | 50 | 0 | | | | | |
| | Law | | 16 | 0 | 110 | 2 | 26 | 0 | | | |
| | Summer school (1921) | | 15 | 5 | 150 | 200 | | | | | |
| | Extension courses | | 12 | 8 | 0 | 300 | | | | | |
| Do | Pennsylvania College for Women | 1870 | 4 | 21 | 0 | 198 | 0 | 33 | | | |
| | Arts and sciences | | 4 | 21 | 0 | 177 | 0 | 33 | | | |
| | Special | | | | 0 | 24 | | | | | |
| Do | Pittsburgh Theological Seminary | 1825 | 9 | 0 | 69 | 3 | 2 | 0 | | | |
| Pittsburgh | University of Pittsburgh | 1786 | 403 | 29 | 3,032 | 1,472 | 445 | 124 | 33 | 4 | 6 |
| | Arts and sciences | | 115 | 12 | 786 | 416 | 82 | 100 | | | |
| | Graduate | | | | 182 | 98 | | | 33 | 4 | |
| | Special | | | | 970 | 713 | | | | | |
| | Engineering | | 20 | 0 | 217 | 0 | 47 | 0 | | | |
| | Mining engineering | | 13 | 0 | 128 | 0 | 23 | 0 | | | |
| | Commerce | | 11 | 0 | 347 | 34 | 63 | 8 | | | |
| | Education | | 8 | 8 | 31 | 125 | | | | | |
| | Law | | 12 | 0 | 153 | 10 | 36 | 2 | | | |
| | Medicine | | 140 | 7 | 115 | 19 | 24 | 2 | | | |
| | Dentistry | | 72 | 0 | 656 | 5 | 74 | 3 | | | |
| | Pharmacy | | 12 | 2 | 317 | 22 | 96 | 9 | | | |
| | Summer school (1921) | | | | 766 | 632 | | | | | |
| | Extension courses | | | | 70 | 357 | | | | | |
| | Evening school of economics | | 36 | 2 | 1,072 | 232 | | | | | |
| | Military drill | | | | 401 | 0 | | | | | |
| Do | Western Theological Seminary | 1827 | 11 | 0 | 54 | 3 | 1 | 0 | | | |
| Scranton | Marywood College | | 9 | 24 | 0 | 289 | 0 | 16 | | | |
| | Preparatory | | 1 | 6 | 0 | 114 | | | | | |
| | Arts and sciences | | 9 | 16 | 0 | 145 | 0 | 13 | | | |
| | Special | | | | 0 | 30 | | | | | |
| | Education | | 2 | 4 | 0 | 100 | | | | | |
| | Home economics | | 0 | 3 | 0 | 30 | 0 | 1 | | | |
| | Fine arts | | 0 | 2 | 0 | 50 | | | | | |
| | Music | | 1 | 3 | 0 | 55 | 0 | 2 | | | |
| | Summer school (1921) | | 4 | 10 | 0 | 291 | | | | | |
| | Extension courses | | 3 | 8 | 0 | 300 | | | | | |
| Sellingsgrove | Susquehanna University | 1858 | 24 | 5 | 279 | 214 | 50 | 8 | 4 | 1 | 9 |
| | Preparatory | | 3 | 1 | 32 | 18 | | | | | |
| | Arts and sciences | | 19 | 5 | 247 | 196 | 47 | 8 | | | |
| | Graduate | | 5 | 1 | 20 | 11 | | | 4 | 1 | |
| | Agriculture | | 2 | 0 | 26 | 10 | | | | | |
| | Commerce | | 5 | 2 | 38 | 21 | | | | | |

TABLE 29.—*Privately controlled universities, colleges, and professional schools—Instructors, students, and graduates in 1921-22—Continued*

| Location | Institution | Year of first opening | Professors and instructors | | Students | | First degrees | | Graduate degrees | | Honorary degrees |
|-------------------------|--|-----------------------|----------------------------|-------|----------|-------|---------------|-------|------------------|-------|------------------|
| | | | Men | Women | Men | Women | Men | Women | Men | Women | |
| 1 | 2 | 3 | 4 | 5 | 6 | 7 | 8 | 9 | 10 | 11 | 12 |
| PENNSYLVANIA—continued. | | | | | | | | | | | |
| Beltsgrove..... | Susquehanna University—Continued. | | | | | | | | | | |
| | Education..... | | 4 | 1 | 59 | 41 | | | | | |
| | Music..... | | 1 | 4 | 12 | 92 | | | | | |
| | Theology..... | | 5 | 0 | 27 | 0 | 3 | 0 | | | |
| | Summer school (1921)..... | | 16 | 4 | 70 | 65 | | | | | |
| | Extension courses..... | | 3 | 0 | 46 | 14 | | | | | |
| Swarthmore..... | Swarthmore College..... | 1869 | 33 | 11 | 256 | 253 | 42 | 51 | | | 3 |
| | Arts and sciences..... | | 33 | 11 | 171 | 252 | 32 | 50 | | | |
| | General engineering..... | | | | 20 | 0 | | | | | |
| | Chemical engineering..... | | | | 18 | 0 | 3 | 0 | | | |
| | Civil engineering..... | | | | 12 | 0 | 1 | 0 | | | |
| | Electrical engineering..... | | | | 13 | 1 | 4 | 1 | | | |
| | Mechanical engineering..... | | | | 22 | 0 | 2 | 0 | | | |
| Villanova..... | Villanova College..... | 1842 | 56 | 16 | 760 | 366 | 44 | 3 | 1 | 1 | 2 |
| | Preparatory..... | | 18 | 0 | 211 | 60 | | | | | |
| | Arts and sciences..... | | 29 | 16 | 321 | 300 | 25 | 3 | | | |
| | Graduate..... | | | | 18 | 6 | | | 1 | 1 | |
| | Chemical engineering..... | | 2 | 0 | 24 | 0 | | | | | |
| | Civil engineering..... | | 3 | 0 | 38 | 0 | 4 | 0 | | | |
| | Electrical engineering..... | | 3 | 0 | 43 | 0 | 5 | 0 | | | |
| | Mechanical engineering..... | | 2 | 0 | 25 | 0 | 3 | 0 | | | |
| | Theology..... | | 9 | 0 | 80 | 0 | 7 | 0 | | | |
| | Summer school (1921)..... | | 21 | 8 | 17 | 296 | | | | | |
| | Extension courses..... | | 16 | 4 | 4 | 331 | | | | | |
| Washington..... | Washington and Jefferson College..... | 1870 | 27 | 0 | 466 | 0 | 60 | 0 | 3 | 0 | 4 |
| | Arts and sciences..... | | 27 | 0 | 452 | 0 | 60 | 0 | | | |
| | Graduate..... | | | | 14 | 0 | | | 3 | 0 | |
| | Summer school (1921)..... | | 8 | 1 | 37 | 99 | | | | | |
| | Extension courses..... | | 3 | 0 | 5 | 29 | | | | | |
| Waynesburg..... | Waynesburg College..... | 1850 | 10 | 13 | 160 | 295 | 10 | 8 | 2 | 1 | 1 |
| | Arts and sciences..... | | 6 | 3 | 66 | 56 | 10 | 8 | | | |
| | Graduate..... | | | | 2 | 1 | | | 2 | 1 | |
| | Special..... | | 0 | 7 | 65 | 150 | | | | | |
| | Education..... | | 4 | 3 | 27 | 88 | | | | | |
| RHODE ISLAND | | | | | | | | | | | |
| Providence..... | Brown University..... | 1765 | 111 | 6 | 1,245 | 405 | 176 | 49 | 24 | 21 | 6 |
| | Arts and sciences..... | | 108 | 6 | 1,091 | 331 | 174 | 48 | | | |
| | Graduate..... | | | | 68 | 42 | | | 24 | 21 | |
| | Special..... | | | | 77 | 12 | | | | | |
| | Education..... | | 3 | 0 | 9 | 20 | 2 | 1 | | | |
| | Extension courses..... | | | | | | | | | | |
| Do..... | Providence College (arts and sciences)..... | 1919 | 14 | 0 | 276 | 0 | | | | | 1 |
| Do..... | Rhode Island College of Pharmacy and Allied Sciences..... | 1902 | 6 | 1 | 173 | 11 | 42 | 3 | | | |
| SOUTH CAROLINA | | | | | | | | | | | |
| Clinton..... | Presbyterian College of South Carolina (arts and sciences). Military drill..... | 1880 | 11 | 0 | 163 | 0 | 22 | 0 | | | 2 |
| Columbia..... | Benedict College..... | 1871 | 16 | 11 | 116 | 180 | 3 | 3 | 1 | 0 | |
| | Preparatory..... | | 5 | 8 | 70 | 157 | | | | | |
| | Arts and sciences..... | | 7 | 3 | 22 | 23 | 3 | 3 | 1 | 0 | |
| | Theology..... | | 4 | 0 | 24 | 0 | | | | | |
| Do..... | Columbia Theological Seminary..... | 1828 | 8 | 0 | 55 | 0 | 5 | 0 | | | |
| Do..... | Lutheran Theological Southern Seminary..... | 1830 | 3 | 0 | 13 | 0 | | | | | |
| Do West..... | Erskine College (arts and sciences)..... | 1837 | 8 | 0 | 101 | 10 | 13 | 4 | | | 5 |
| Do..... | Woman's College of Due West (arts and sciences)..... | 1869 | 1 | 18 | 0 | 200 | 0 | 26 | | | |

Colored.

TABLE 29.—Privately controlled universities, colleges, and professional schools—
Instructors, students, and graduates in 1921-22—Continued

| Location | Institution | Year of first opening | Professors and instructors | | Students | | First degrees | | Graduate degrees | | Honorary degrees |
|-----------------------|---|-----------------------|----------------------------|-------|----------|-------|---------------|-------|------------------|-------|------------------|
| | | | Men | Women | Men | Women | Men | Women | Men | Women | |
| 1 | 2 | 3 | 4 | 5 | 6 | 7 | 8 | 9 | 10 | 11 | 12 |
| SOUTH CAROLINA—contd. | | | | | | | | | | | |
| Greenville | Furman University | 1852 | 23 | 1 | 413 | 3 | 59 | 0 | | | 8 |
| | Arts and sciences | | 21 | 1 | 352 | 0 | 59 | 0 | | | |
| | Special | | | | 42 | 0 | | | | | |
| | Business | | | | 10 | 2 | | | | | |
| | Law | | 2 | 0 | 9 | 1 | | | | | |
| Do | Greenville Woman's College | 1854 | 3 | 30 | 0 | 379 | 0 | 30 | | | |
| | Preparatory | | 0 | 9 | 0 | 116 | | | | | |
| | Arts and sciences | | 1 | 14 | 0 | 222 | 0 | 27 | | | |
| | Fine arts | | 0 | 2 | 0 | 7 | | | | | |
| | Music | | 0 | 5 | 0 | 34 | 0 | 3 | | | |
| Greenwood | Lander College | 1873 | 25 | 0 | 290 | 0 | 25 | | | | |
| | Preparatory | | 0 | 2 | 0 | 29 | | | | | |
| | Arts and sciences | | 3 | 23 | 0 | 181 | 0 | 23 | | | |
| | Home economics | | 0 | 2 | 0 | 35 | | | | | |
| | Fine arts | | 0 | 2 | 0 | 20 | | | | | |
| | Music | | 1 | 7 | 0 | 126 | 0 | 2 | | | |
| Hartsville | Coker College for Women | 1908 | 5 | 13 | 0 | 231 | 0 | 63 | | | |
| | Arts and sciences | | 3 | 10 | 0 | 188 | 0 | 58 | | | |
| | Music | | 2 | 3 | 0 | 43 | 0 | 5 | | | |
| Newberry | Newberry College (arts and sciences) | 1856 | 11 | 0 | 210 | 30 | 29 | 8 | | | 3 |
| Spartanburg | Converse College | 1890 | 14 | 22 | 0 | 379 | 0 | 48 | | | |
| | Arts and sciences | | 10 | 17 | 0 | 291 | 0 | 40 | | | |
| | Special | | | | 0 | 4 | | | | | |
| | Fine arts | | 0 | 2 | 0 | 5 | | | | | |
| | Music | | 4 | 3 | 0 | 79 | 0 | 8 | | | |
| Do | Wofford College | 1854 | 26 | 0 | 557 | 0 | 42 | 0 | 1 | 0 | |
| | Preparatory | | 6 | 0 | 117 | 0 | | | | | |
| | Arts and sciences | | 20 | 0 | 407 | 0 | 42 | 0 | 1 | 0 | |
| | Special | | | | 33 | 0 | | | | | |
| | Military drill | | | | 222 | 0 | | | | | |
| SOUTH DAKOTA | | | | | | | | | | | |
| Huron | Huron College | 1883 | 15 | 14 | 124 | 210 | 4 | 5 | | | |
| | Preparatory | | 3 | 6 | 17 | 39 | | | | | |
| | Arts and sciences | | 11 | 3 | 62 | 67 | 4 | 3 | | | |
| | Special | | | | 3 | 18 | | | | | |
| | Music | | 1 | 5 | 58 | 140 | 0 | 2 | | | |
| | Summer school (1921) | | 9 | 11 | 41 | 167 | | | | | |
| Mitchell | Dakota Wesleyan University | 1885 | 15 | 19 | 200 | 219 | 12 | 22 | | | |
| | Preparatory | | 2 | 3 | 46 | 23 | | | | | |
| | Arts and sciences | | 12 | 11 | 144 | 176 | 12 | 20 | | | |
| | Music | | 1 | 5 | 27 | 71 | 0 | 2 | | | |
| | Summer school (1921) | | 7 | 8 | 85 | 246 | | | | | |
| Sioux Falls | Sioux Falls College | 1883 | 12 | 6 | 109 | 142 | 1 | 2 | | | |
| | Preparatory | | 2 | 1 | 14 | 11 | | | | | |
| | Arts and sciences | | 8 | 3 | 20 | 37 | 1 | 2 | | | |
| | Music | | 2 | 2 | 80 | 95 | | | | | |
| | Summer school (1921) | | 10 | 4 | 6 | 36 | | | | | |
| | Extension courses | | | | 2 | 6 | | | | | |
| Wessington Springs | Wessington Springs Junior College | 1887 | 2 | 13 | 59 | 112 | | | | | |
| | Preparatory | | 2 | 10 | 47 | 68 | | | | | |
| | Arts and sciences | | 2 | 3 | 9 | 9 | | | | | |
| | Music | | 0 | 3 | 27 | 60 | | | | | |
| Yankton | Yankton College | 1881 | 11 | 14 | 134 | 163 | 12 | 10 | | | |
| | Preparatory | | 6 | 3 | 16 | 9 | | | | | |
| | Arts and sciences | | 5 | 5 | 87 | 44 | 12 | 10 | | | |
| | Music | | 1 | 6 | 31 | 110 | | | | | |
| | Summer school (1921) | | | | 38 | 96 | | | | | |
| TENNESSEE | | | | | | | | | | | |
| Bristol | King College | 1867 | 8 | 0 | 59 | 0 | 3 | 0 | | | 2 |
| | Arts and sciences | | 8 | 0 | 46 | 0 | 3 | 0 | | | |
| | Special | | | | 13 | 0 | | | | | |
| Chattanooga | Chattanooga College of Law | 1899 | 17 | 0 | 63 | 2 | 13 | 1 | | | |
| Do | University of Chattanooga (arts and sciences) | 1867 | 13 | 2 | 156 | 120 | 12 | 10 | | | 3 |

TABLE 29.—Privately controlled universities, colleges, and professional schools—
Instructors, students, and graduates in 1921-22—Continued

| Location | Institution | Year of first opening | Professors and instructors | | Students | | First degrees | | Graduate degrees | | Honorary degrees |
|-------------------|--------------------------------------|-----------------------|----------------------------|-------|----------|-------|---------------|-------|------------------|-------|------------------|
| | | | Men | Women | Men | Women | Men | Women | Men | Women | |
| 4 | 2 | 3 | 4 | 5 | 6 | 7 | 8 | 9 | 10 | 11 | 12 |
| TENNESSEE—CON. | | | | | | | | | | | |
| Clarksville | Southwestern Presbyterian University | 1875 | 12 | 1 | 100 | 21 | 10 | 2 | 3 | 1 | 3 |
| | Arts and sciences | | 12 | 1 | 101 | 19 | 10 | 2 | | | |
| | Graduate | | | | 5 | | | | 3 | 1 | |
| Cleveland | Centenary College ¹ | 1885 | 3 | 15 | 0 | 95 | | | | | |
| | Preparatory | | 1 | 3 | 0 | 34 | | | | | |
| | Arts and sciences | | 1 | 3 | 0 | 26 | | | | | |
| | Special | | 1 | 9 | 0 | 35 | | | | | |
| Greeneville | Tusculum College | 1794 | 13 | 8 | 86 | 113 | 6 | 6 | | | 1 |
| | Preparatory | | 5 | 5 | 51 | 49 | | | | | |
| | Arts and sciences | | 9 | 2 | 34 | 57 | 6 | 6 | | | |
| | Home economics | | 0 | 2 | 0 | 08 | | | | | |
| | Music | | 1 | 1 | 6 | 41 | | | | | |
| Harrogate | Lincoln Memorial University | 1897 | 19 | 6 | 405 | 166 | 8 | 2 | | | 5 |
| | Preparatory | | 5 | 4 | 177 | 71 | | | | | |
| | Arts and sciences | | 8 | 2 | 135 | 24 | 8 | 2 | | | |
| | Special | | 2 | 0 | 27 | 3 | | | | | |
| | Agriculture | | 2 | 0 | 21 | 1 | | | | | |
| | Commerce | | 1 | 0 | 49 | 20 | | | | | |
| | Music | | 1 | 0 | 9 | 45 | | | | | |
| Jackson | Lane College ² | 1891 | 6 | 10 | 141 | 159 | | | | | |
| | Preparatory | | 3 | 5 | 102 | 132 | | | | | |
| | Arts and sciences | | 3 | 5 | 39 | 27 | | | | | |
| Do | Union University | 1845 | 24 | 13 | 295 | 271 | 30 | 7 | | | 2 |
| | Preparatory | | 3 | 3 | 50 | 41 | | | | | |
| | Arts and sciences | | 15 | 7 | 200 | 149 | 30 | 7 | | | |
| | Special | | 6 | 8 | 45 | 81 | | | | | |
| | Agriculture | | 2 | 0 | 15 | 2 | | | | | |
| | Education | | 3 | 0 | 20 | 50 | | | | | |
| | Home economics | | 0 | 3 | 0 | 40 | | | | | |
| | Fine arts | | 1 | 0 | 15 | 20 | | | | | |
| | Music | | 1 | 3 | 20 | 80 | | | | | |
| | Theology | | 3 | 0 | 84 | 0 | | | | | |
| | Summer school (1921) | | 10 | 3 | 200 | 306 | | | | | |
| Jefferson City | Carson and Newman College | 1851 | 11 | 13 | 172 | 202 | 19 | 14 | | | |
| | Preparatory | | 1 | 4 | 63 | 61 | | | | | |
| | Arts and sciences | | 10 | 2 | 76 | 76 | 19 | 12 | | | |
| | Special | | | | 22 | 4 | | | | | |
| | Home economics | | 0 | 2 | 0 | 51 | | | | | |
| | Music | | 0 | 5 | 16 | 167 | 0 | 2 | | | |
| | Summer school (1921) | | 1 | 5 | 20 | 32 | | | | | |
| Kimberlin Heights | Johnson Bible School | 1894 | 8 | 0 | *125 | 11 | 2 | 0 | | | 1 |
| | Preparatory | | 6 | 0 | 89 | 7 | | | | | |
| | Arts and sciences | | 5 | 0 | 36 | 4 | 2 | 0 | | | |
| | Correspondence courses | | 4 | 1 | 18 | 2 | | | | | |
| Knoxville | Knoxville College ³ | 1875 | 8 | 12 | 131 | 90 | 3 | 3 | | | |
| | Preparatory | | 5 | 6 | 94 | 36 | | | | | |
| | Arts and sciences | | 5 | 3 | 36 | 27 | 3 | 3 | | | |
| | Special | | | | 0 | 7 | | | | | |
| | Music | | 0 | 4 | 8 | 114 | | | | | |
| Lebanon | Cumberland University | 1842 | 11 | 9 | 337 | 166 | 126 | 12 | | | 3 |
| | Preparatory | | 2 | 3 | 47 | 57 | | | | | |
| | Arts and sciences | | 8 | 4 | 66 | 45 | 8 | 6 | | | |
| | Home economics | | 0 | 1 | 0 | 46 | | | | | |
| | Music | | 1 | 1 | 0 | 49 | 0 | 1 | | | |
| | Law | | 3 | 0 | 224 | 9 | 118 | 5 | | | |
| Madisonville | Hiwassee College ¹ | 1849 | 5 | 7 | 84 | 49 | | | | | |
| | Preparatory | | 3 | 3 | 62 | 30 | | | | | |
| | Arts and sciences | | 5 | 6 | 20 | 18 | | | | | |
| | Special | | | | 2 | 3 | | | | | |
| Maryville | Maryville College | 1819 | 27 | 21 | 361 | 440 | 34 | 24 | | | 4 |
| | Preparatory | | 12 | 17 | 128 | 116 | | | | | |
| | Arts and sciences | | 15 | 4 | 233 | 324 | 34 | 24 | | | |

¹ Junior college.

² Colored.

TABLE 29.—Privately controlled universities, colleges, and professional schools—
Instructors, students, and graduates in 1921-22—Continued

| Location | Institution | Year of first opening | Professors and instructors | | Students | | First degrees | | Graduate degrees | | Honorary degrees |
|------------------|--|-----------------------|----------------------------|-------|----------|-------|---------------|-------|------------------|-------|------------------|
| | | | Men | Women | Men | Women | Men | Women | Men | Women | |
| 1 | 2 | 3 | 4 | 5 | 6 | 7 | 8 | 9 | 10 | 11 | 12 |
| TENNESSEE—CON. | | | | | | | | | | | |
| Memphis | University of Western Tennessee ² | 1900 | 19 | 1 | 31 | 0 | 8 | 0 | | | |
| | Medicine | | 11 | 0 | 7 | 0 | 4 | 0 | | | |
| | Dentistry | | 6 | 0 | 17 | 0 | 2 | 0 | | | |
| | Pharmacy | | 2 | 1 | 10 | 0 | 2 | 0 | | | |
| Milligan College | Milligan College | 1882 | 10 | 1 | 80 | 65 | 6 | 3 | | | |
| | Preparatory | | 2 | 0 | 25 | 20 | | | | | |
| | Arts and sciences | | 7 | 0 | 55 | 45 | 6 | 3 | | | |
| | Music | | 1 | 1 | 3 | 33 | | | | | |
| Murfreesboro | Tennessee College (arts and sciences) | 1907 | 7 | 12 | 0 | 124 | 0 | 16 | | | |
| Nashville | Fisk University ² | 1866 | 24 | 15 | 214 | 193 | 21 | 26 | | | |
| | Preparatory | | 8 | 8 | 88 | 39 | | | | | |
| | Arts and sciences | | 16 | 7 | 126 | 154 | 21 | 26 | | | |
| Do | Meharry Medical College ² | 1876 | 72 | 1 | 907 | 22 | 96 | 7 | | | |
| | Medicine | | 38 | 0 | 176 | 4 | 28 | 0 | | | |
| | Dentistry | | 24 | 1 | 345 | 4 | 40 | 0 | | | |
| | Pharmacy | | 10 | 0 | 86 | 14 | 28 | 7 | | | |
| Do | Vanderbilt University | 1875 | 180 | 0 | 1,080 | 165 | 121 | 38 | 22 | 5 | |
| | Arts and sciences | | 40 | 0 | 440 | 160 | 53 | 36 | | | |
| | Graduate | | | | 36 | 5 | | | 22 | 5 | |
| | Special | | | | 13 | 3 | | | | | |
| | Engineering | | 23 | 0 | 116 | 0 | 15 | 0 | | | |
| | Theology | | 6 | 0 | 37 | 0 | 2 | 0 | | | |
| | Law | | 6 | 0 | 199 | 1 | 25 | 1 | | | |
| | Medicine | | 90 | 0 | 149 | 0 | 13 | 0 | | | |
| | Dentistry | | 30 | 0 | 211 | 3 | 13 | 1 | | | |
| Pulaski | Martin College ¹ | 1870 | 0 | 16 | 0 | 92 | | | | | |
| | Preparatory | | 0 | 6 | 0 | 52 | | | | | |
| | Arts and sciences | | 0 | 4 | 0 | 40 | | | | | |
| | Commerce | | 0 | 1 | 0 | 14 | | | | | |
| | Home economics | | 0 | 1 | 0 | 17 | | | | | |
| | Fine arts | | 0 | 1 | 0 | 24 | | | | | |
| | Music | | 0 | 3 | 0 | 54 | | | | | |
| Sewanee | University of the South | 1868 | 27 | 0 | 227 | 0 | 22 | 0 | | | 10 |
| | Arts and sciences | | 22 | 0 | 214 | 0 | 18 | 0 | | | |
| | Graduate | | | | 1 | 0 | | | | | |
| | Theology | | 15 | 0 | 18 | 0 | 4 | 0 | | | |
| | Summer school (1921) | | 10 | 0 | 37 | 6 | | | | | |
| TEXAS | | | | | | | | | | | |
| Abilene | Abilene Christian College | 1906 | 18 | 15 | 170 | 172 | 17 | 15 | | | |
| | Preparatory | | 3 | 7 | 55 | 46 | | | | | |
| | Arts and sciences | | 15 | 2 | 95 | 111 | 17 | 15 | | | |
| | Education | | 0 | 3 | 46 | 52 | | | | | |
| | Home economics | | 0 | 1 | 0 | 26 | | | | | |
| | Music | | 0 | 3 | 5 | 38 | | | | | |
| | Theology | | | | 20 | 5 | | | | | |
| | Summer school (1921) | | | | 65 | 83 | | | | | |
| Do | Simmons College | 1891 | 22 | 19 | 386 | 353 | 27 | 30 | | | 1 |
| | Preparatory | | 2 | 5 | 75 | 39 | | | | | |
| | Arts and sciences | | 17 | 6 | 300 | 239 | 27 | 30 | | | |
| | Graduate | | | | 3 | 0 | | | | | |
| | Special | | 3 | 8 | 8 | 75 | | | | | |
| | Summer school (1921) | | 5 | 2 | 67 | 130 | | | | | |
| Austin | Austin Presbyterian Theological Seminary | 1902 | 4 | 0 | 10 | 0 | | | | | |
| Bellon | Baylor Female College | 1846 | 13 | 52 | 0 | 1,443 | 0 | 39 | | | |
| | Preparatory | | 0 | 18 | 0 | 595 | | | | | |
| | Arts and sciences | | 9 | 19 | 0 | 848 | 0 | 38 | | | |
| | Education | | 2 | 3 | 0 | 466 | | | | | |
| | Home economics | | 0 | 2 | 0 | 112 | | | | | |
| | Fine arts | | 0 | 2 | 0 | 50 | | | | | |
| | Music | | 3 | 17 | 0 | 233 | 0 | 1 | | | |
| | Summer school (1921) | | 7 | 10 | 4 | 223 | | | | | |
| | Correspondence courses | | 4 | 3 | 0 | 34 | | | | | |

¹ Junior college.

² Colored.

TABLE 29.—*Privately controlled universities, colleges, and professional schools—Instructors, students, and graduates in 1921-22—Continued*

| Location | Institution | Year of first opening | Professors and instructors | | Students | | First degrees | | Graduate degrees | | Honorary degrees |
|------------|--------------------------------------|-----------------------|----------------------------|-------|----------|-------|---------------|-------|------------------|-------|------------------|
| | | | Men | Women | Men | Women | Men | Women | Men | Women | |
| 1 | 2 | 3 | 4 | 5 | 6 | 7 | 8 | 9 | 10 | 11 | 12 |
| TEXAS—con. | | | | | | | | | | | |
| Brownwood | Daniel Baker College | 1889 | 10 | 9 | 74 | 129 | 3 | 6 | | | 2 |
| | Preparatory | | 1 | 2 | 18 | 8 | | | | | |
| | Arts and sciences | | 6 | 3 | 50 | 49 | 3 | 6 | | | |
| | Commerce | | 1 | 0 | 6 | 9 | | | | | |
| | Education | | 1 | 0 | 20 | 30 | | | | | |
| | Home economics | | 0 | 1 | 0 | 15 | | | | | |
| | Fine arts | | 0 | 1 | 0 | 11 | | | | | |
| | Music | | 1 | 2 | 0 | 60 | | | | | |
| Do | Howard Payne College | 1889 | 12 | 10 | 238 | 315 | 19 | 14 | | | 5 |
| | Preparatory | | 3 | 2 | 54 | 34 | | | | | |
| | Arts and sciences | | 6 | 3 | 135 | 154 | 19 | 14 | | | |
| | Special | | 3 | 5 | 49 | 139 | | | | | |
| | Summer school (1921) | | 8 | 6 | 113 | 245 | | | | | |
| | Correspondence courses | | | | | 39 | | | | | |
| Clarendon | Clarendon College ¹ | 1897 | 5 | 13 | 174 | 191 | | | | | |
| | Preparatory | | 0 | 3 | 105 | 123 | | | | | |
| | Arts and sciences | | 5 | 3 | 69 | 27 | | | | | |
| | Special | | 0 | 7 | 0 | 41 | | | | | |
| Dallas | University of Dallas | | 22 | 0 | 202 | 0 | 3 | 0 | | | |
| | Preparatory | | 12 | 0 | 148 | 0 | | | | | |
| | Arts and sciences | | 10 | 0 | 54 | 0 | 3 | 0 | | | |
| Do | Southern Methodist University | 1913 | 45 | 19 | 688 | 573 | 49 | 40 | 0 | 1 | |
| | Arts and sciences | | 29 | 15 | 523 | 527 | 40 | 39 | | | |
| | Graduate | | | | 7 | 6 | | | 0 | 1 | |
| | Music | | 7 | 4 | 4 | 51 | 0 | 1 | | | |
| | Theology | | 9 | 0 | 155 | 13 | 9 | 0 | | | |
| | Summer school (1921) | | | | 105 | 145 | | | | | |
| | Extension courses | | | | | 11 | | | | | |
| | Correspondence courses | | | | | 18 | | | | | |
| Decatur | Decatur Baptist College ¹ | 1898 | 4 | 4 | 104 | 103 | | | | | |
| | Preparatory | | 1 | 2 | 40 | 50 | | | | | |
| | Arts and sciences | | 3 | 3 | 64 | 53 | | | | | |
| Fort Worth | Texas Christian University | 1873 | 26 | 9 | 314 | 448 | 13 | 15 | 3 | 2 | |
| | Arts and sciences | | 19 | 3 | 269 | 294 | 13 | 15 | | | |
| | Graduate | | | | 12 | 10 | | | 3 | 2 | |
| | Special | | | | 12 | 23 | | | | | |
| | Home economics | | 0 | 1 | 0 | 22 | | | | | |
| | Fine arts | | 3 | 5 | 9 | 91 | | | | | |
| | Theology | | 4 | 0 | 12 | 8 | | | | | |
| | Summer school (1921) | | 7 | 1 | 91 | 124 | | | | | |
| | Extension courses | | 2 | 1 | 35 | 6 | | | | | |
| Do | Texas Woman's College | 1891 | 15 | 16 | 0 | 445 | 0 | 35 | | | |
| | Preparatory | | 3 | 2 | 0 | 63 | | | | | |
| | Arts and sciences | | 8 | 10 | 0 | 256 | 0 | 21 | | | |
| | Special | | | | 0 | 19 | | | | | |
| | Music | | 4 | 4 | 0 | 82 | 0 | 10 | | | |
| | Public speaking | | 0 | 2 | 0 | 70 | 0 | 4 | | | |
| | Summer school (1921) | | | | 0 | 93 | | | | | |
| Georgetown | Southwestern University | 1873 | 25 | 11 | 281 | 306 | 22 | 26 | 2 | 0 | 2 |
| | Arts and sciences | | 25 | 4 | 263 | 191 | 22 | 24 | | | |
| | Graduate | | | | 2 | 2 | | | 2 | 0 | |
| | Special | | | | 3 | 10 | | | | | |
| | Expression | | 0 | 3 | 1 | 50 | | | | | |
| | Music | | 0 | 4 | 12 | 53 | 0 | 2 | | | |
| | Summer school (1921) | | 10 | 1 | 79 | 79 | | | | | |
| | Correspondence courses | | 13 | 1 | 30 | 31 | | | | | |
| Greenville | Burleson College ¹ | 1895 | 8 | 7 | 135 | 110 | | | | | |
| | Preparatory | | 3 | 2 | 59 | 26 | | | | | |
| | Arts and sciences | | 3 | 2 | 55 | 45 | | | | | |
| | Special | | 2 | 3 | 21 | 39 | | | | | |
| Do | Wesley College ¹ | 1905 | 8 | 11 | 220 | 202 | | | | | |
| | Preparatory | | 5 | 8 | 80 | 40 | | | | | |
| | Arts and sciences | | 6 | 6 | 75 | 80 | | | | | |
| | Education | | 1 | 1 | 50 | 60 | | | | | |

¹ Junior college.

TABLE 29.—Privately controlled universities, colleges, and professional schools—
Instructors, students, and graduates in 1921-22—Continued

| Location | Institution | Year of first opening | Professors and instructors | | Students | | First degrees | | Graduate degrees | | Honorary degrees |
|--------------|------------------------------------|-----------------------|----------------------------|-------|----------|-------|---------------|-------|------------------|-------|------------------|
| | | | Men | Women | Men | Women | Men | Women | Men | Women | |
| 1 | 2 | 3 | 4 | 5 | 6 | 7 | 8 | 9 | 10 | 11 | 12 |
| TEXAS—con. | | | | | | | | | | | |
| Greenville | Wesley College—Continued. | | | | | | | | | | |
| | Home economics | | 0 | 1 | 0 | 12 | | | | | |
| | Fine arts | | 0 | 1 | 3 | 12 | | | | | |
| | Music | | 2 | 3 | 12 | 40 | | | | | |
| | Summer school (1921) | | 3 | 5 | 40 | 47 | | | | | |
| Houston | Rice Institute | 1912 | 58 | 1 | 589 | 291 | 62 | 28 | 4 | 0 | |
| | Arts and sciences | | 58 | 1 | 345 | 280 | 37 | 28 | | | |
| | Graduate | | | | 12 | 5 | | | 4 | 0 | |
| | Chemical engineering | | | | 39 | 0 | 2 | 0 | | | |
| | Civil engineering | | | | 52 | 0 | 8 | 0 | | | |
| | Electrical engineering | | | | 69 | 0 | 9 | 0 | | | |
| | Mechanical engineering | | | | 33 | 0 | 4 | 0 | | | |
| | General engineering | | | | 16 | 0 | | | | | |
| | Architecture | | | | 23 | 6 | 2 | 0 | | | |
| Do | Texas Dental College | 1905 | 19 | 3 | 63 | 4 | 4 | 0 | | | |
| Jacksonville | Alexander College ¹ | 1873 | 5 | 7 | 46 | 54 | | | | | |
| | Preparatory | | 4 | 5 | 18 | 12 | | | | | |
| | Arts and sciences | | 5 | 4 | 28 | 42 | | | | | |
| Marshall | Bishop College ¹ | 1881 | 14 | 7 | 116 | 132 | | | | | |
| | Preparatory | | 5 | 5 | 56 | 73 | | | | | |
| | Arts and sciences | | 7 | 3 | 30 | 58 | | | | | |
| | Theology | | 2 | 1 | 30 | 1 | | | | | |
| Do | College of Marshall ¹ | 1917 | 7 | 5 | 68 | 39 | | | | | |
| | Preparatory | | 3 | 2 | 36 | 9 | | | | | |
| | Arts and sciences | | 4 | 3 | 32 | 30 | | | | | |
| | Summer school (1921) | | | | 38 | 43 | | | | | |
| Meridian | Meridian College ¹ | 1909 | 4 | 9 | 74 | 47 | | | | | |
| | Preparatory | | | | 34 | 19 | | | | | |
| | Arts and sciences | | 4 | 9 | 40 | 28 | | | | | |
| | Summer school (1921) | | | | 22 | 57 | | | | | |
| Milford | Texas Presbyterian College | 1902 | 6 | 24 | 0 | 137 | 0 | 9 | | | |
| | Preparatory | | 0 | 6 | 0 | 61 | | | | | |
| | Arts and sciences | | 5 | 6 | 0 | 63 | 0 | 3 | | | |
| | Special | | 1 | 8 | 0 | 13 | | | | | |
| | Education | | 1 | 0 | 0 | 30 | | | | | |
| | Home economics | | 0 | 1 | 0 | 25 | | | | | |
| | Fine arts | | 0 | 5 | 0 | 27 | | | | | |
| | Music | | 1 | 3 | 0 | 66 | 0 | 6 | | | |
| Rusk | Rusk College ¹ | 1895 | 8 | 10 | 118 | 72 | | | | | |
| | Preparatory | | 4 | 8 | 52 | 14 | | | | | |
| | Arts and sciences | | 4 | 2 | 30 | 24 | | | | | |
| | Special | | 1 | 1 | 18 | 17 | | | | | |
| | Summer school (1921) | | 4 | 8 | 50 | 66 | | | | | |
| San Antonio | Our Lady of the Lake College | 1896 | 7 | 23 | 0 | 183 | 0 | 5 | | | |
| | Preparatory | | 1 | 8 | 0 | 67 | | | | | |
| | Arts and sciences | | 4 | 11 | 0 | 93 | 0 | 5 | | | |
| | Special | | | | 0 | 13 | | | | | |
| | Education | | 2 | 0 | 0 | 41 | | | | | |
| | Music | | 0 | 4 | 0 | 49 | | | | | |
| | Summer school (1921) | | 8 | 18 | 0 | 153 | | | | | |
| San Antonio | Westmoorland College ¹ | 1894 | 1 | 21 | 0 | 185 | | | | | |
| | Preparatory | | 0 | 5 | 0 | 80 | | | | | |
| | Arts and sciences | | 0 | 7 | 0 | 70 | | | | | |
| | Education | | 0 | 1 | 0 | 47 | | | | | |
| | Home economics | | 0 | 1 | 0 | 10 | | | | | |
| | Fine arts | | 0 | 1 | 0 | 25 | | | | | |
| | Music | | 1 | 5 | 0 | 95 | | | | | |
| Sherman | Carr-Burdette College ¹ | 1894 | 4 | 10 | 0 | 78 | | | | | |
| | Preparatory | | 3 | 8 | 0 | 28 | | | | | |
| | Arts and sciences | | 3 | 5 | 0 | 50 | | | | | |
| | Education | | 0 | 1 | 0 | 18 | | | | | |
| | Home economics | | 0 | 1 | 0 | 8 | | | | | |
| | Expression | | | 1 | 0 | 21 | | | | | |
| | Music | | | 2 | 0 | 32 | | | | | |

¹ Junior college.

¹ Colored.

TABLE 29.—*Privately controlled universities, colleges, and professional schools—Instructors, students, and graduates in 1921-22—Continued*

| Location | Institution | Year of first opening | Professors and instructors | | Students | | First degrees | | Graduate degrees | | Honorary degrees |
|---------------------|---|-----------------------|----------------------------|-------|----------|-------|---------------|-------|------------------|-------|------------------|
| | | | Men | Women | Men | Women | Men | Women | Men | Women | |
| 1 | 2 | 3 | 4 | 5 | 6 | 7 | 8 | 9 | 10 | 11 | 12 |
| TEXAS—con. | | | | | | | | | | | |
| Sherman..... | Kidd-Key College ¹ | 1871 | 5 | 22 | 0 | 359 | | | | | |
| | Preparatory..... | | 1 | 10 | 0 | 73 | | | | | |
| | Arts and sciences..... | | 1 | 10 | 0 | 87 | | | | | |
| | Special..... | | 4 | 12 | 0 | 109 | | | | | |
| Terrell..... | Texas Military College ¹ | 1915 | 11 | 0 | 165 | 0 | | | | | |
| | Preparatory..... | | | | 10 | 0 | | | | | |
| | Arts and sciences..... | | 11 | 0 | 155 | 0 | | | | | |
| | Summer school (1921)..... | | 4 | 0 | 30 | 0 | | | | | |
| | Military drill..... | | | | 155 | 0 | | | | | |
| Thorp Spring..... | Thorp Spring Christian College ¹ | 1910 | 8 | 6 | 50 | 90 | | | | | |
| | Preparatory..... | | 5 | 2 | 15 | 30 | | | | | |
| | Arts and sciences..... | | 5 | 4 | 35 | 60 | | | | | |
| Waco..... | Baylor University..... | 1845 | 166 | 11 | 1,020 | 694 | 88 | 81 | 7 | 2 | |
| | Arts and sciences..... | | 42 | 9 | 634 | 670 | 66 | 75 | | | |
| | Graduate..... | | | | 19 | 9 | | | 7 | 2 | |
| | Music..... | | 5 | 0 | 6 | 33 | 0 | 5 | | | |
| | Law..... | | 4 | 0 | 90 | 4 | | | | | |
| | Medicine..... | | 81 | 2 | 104 | 8 | 22 | 1 | | | |
| | Dentistry..... | | 25 | 0 | 109 | 1 | | | | | |
| | Pharmacy..... | | 9 | 0 | 61 | 5 | | | | | |
| | Summer school (1921)..... | | 21 | 3 | 177 | 512 | | | | | |
| | Correspondence..... | | | | 185 | 268 | | | | | |
| Waxahachie..... | Trinity University..... | 1869 | 12 | 5 | 143 | 196 | 22 | 15 | | | |
| | Arts and sciences..... | | 10 | 3 | 140 | 173 | 22 | 15 | | | |
| | Public speaking..... | | 1 | 0 | 5 | 15 | | | | | |
| | Music..... | | 1 | 2 | 6 | 54 | | | | | |
| UTAH | | | | | | | | | | | |
| Logan..... | Brigham Young College ¹ | 1878 | 15 | 10 | 197 | 263 | | | | | |
| | Preparatory..... | | 10 | 4 | 175 | 208 | | | | | |
| | Arts and sciences..... | | 5 | 6 | 20 | 44 | | | | | |
| | Special..... | | | | 3 | 11 | | | | | |
| | Correspondence courses..... | | | | 20 | 41 | | | | | |
| Ogden..... | Weber College ¹ | 1889 | 18 | 14 | 203 | 388 | | | | | |
| | Preparatory..... | | 16 | 8 | 188 | 358 | | | | | |
| | Arts and sciences..... | | 2 | 6 | 15 | 30 | | | | | |
| Provo..... | Brigham Young University..... | 1875 | 37 | 17 | 437 | 431 | 17 | 15 | | | 2 |
| | Preparatory..... | | 7 | 4 | 154 | 120 | | | | | |
| | Arts and sciences..... | | 19 | 5 | 123 | 107 | 12 | 8 | | | |
| | Graduate..... | | 1 | 0 | 5 | 4 | | | | | |
| | Special..... | | 0 | 1 | 7 | 27 | | | | | |
| | Commerce..... | | 3 | 1 | 85 | 6 | 2 | 0 | | | |
| | Education..... | | 7 | 7 | 57 | 167 | 3 | 7 | | | |
| | Summer school (1921)..... | | 16 | 5 | 124 | 120 | | | | | |
| | Extension courses..... | | 2 | 1 | 33 | 126 | | | | | |
| | Correspondence courses..... | | | | 118 | 33 | | | | | |
| Salt Lake City..... | Westminster College ¹ | 1875 | 9 | 7 | 86 | 84 | | | | | |
| | Preparatory..... | | 5 | 4 | 67 | 54 | | | | | |
| | Arts and sciences..... | | 4 | 3 | 10 | 26 | | | | | |
| | Special..... | | | | 9 | 4 | | | | | |
| | Music..... | | 0 | 2 | 12 | 34 | | | | | |
| VERMONT | | | | | | | | | | | |
| Middlebury..... | Middlebury College..... | 1800 | 35 | 10 | 246 | 248 | 42 | 43 | 4 | 2 | 7 |
| | Arts and sciences..... | | 35 | 10 | 241 | 246 | 42 | 43 | | | |
| | Graduate..... | | | | 5 | 2 | | | 4 | 2 | |
| | Summer school (1921)..... | | 22 | 23 | 45 | 343 | | | | | |
| Northfield..... | Norwich University..... | 1819 | 29 | 0 | 203 | 0 | 56 | 0 | | | 5 |
| | Arts and sciences..... | | 19 | 0 | 91 | 0 | 19 | 0 | | | |
| | Chemical engineering..... | | 4 | 0 | 41 | 0 | 5 | 0 | | | |
| | Civil engineering..... | | 4 | 0 | 85 | 0 | 19 | 0 | | | |
| | Electrical engineering..... | | 2 | 0 | 76 | 0 | 13 | 0 | | | |
| | Military drill..... | | | | 203 | 0 | | | | | |
| Winooski..... | St. Michael's College..... | 1914 | 13 | 0 | 164 | 0 | 5 | 0 | | | |
| | Preparatory..... | | 12 | 0 | 93 | 0 | | | | | |
| | Arts and sciences..... | | 10 | 0 | 71 | 0 | 5 | 0 | | | |

¹ Junior college.

TABLE 29.—*Privately controlled universities, colleges, and professional schools—Instructors, students, and graduates in 1921-22—Continued*

| Location | Institution | Year of first opening | Professors and instructors | | Students | | First degrees | | Graduate degrees | | Honorary degrees |
|----------------|---|-----------------------|----------------------------|-------|----------|-------|---------------|-------|------------------|-------|------------------|
| | | | Men | Women | Men | Women | Men | Women | Men | Women | |
| 1 | 2 | 3 | 4 | 5 | 6 | 7 | 8 | 9 | 10 | 11 | 12 |
| VIRGINIA | | | | | | | | | | | |
| Abingdon | Martha Washington College (arts and sciences) | 1859 | 3 | 12 | 0 | 130 | 0 | 13 | | | |
| Ashland | Randolph-Macon College (arts and sciences) | 1832 | 23 | 0 | 209 | 0 | 23 | 0 | 2 | 0 | 4 |
| Blackstone | Blackstone College for Girls ¹ | 1894 | 1 | 22 | 0 | 319 | | | | | |
| | Preparatory | | 0 | 10 | 0 | 234 | | | | | |
| | Arts and sciences | | 1 | 7 | 0 | 85 | | | | | |
| | Fine arts | | | | 0 | 10 | | | | | |
| | Music | | 0 | 5 | 0 | 140 | | | | | |
| Bridgewater | Bridgewater College | 1880 | 15 | 6 | 114 | 94 | 14 | 16 | | | |
| | Preparatory | | 3 | 3 | 35 | 41 | | | | | |
| | Arts and sciences | | 12 | 3 | 79 | 53 | 14 | 16 | | | |
| Bristol | Sullins College ¹ | 1870 | 4 | 16 | 0 | 257 | | | | | |
| | Preparatory | | 0 | 6 | 0 | 90 | | | | | |
| | Arts and sciences | | 4 | 10 | 0 | 167 | | | | | |
| | Commerce | | | | 0 | 28 | | | | | |
| | Journalism | | | | 0 | 27 | | | | | |
| | Education | | | | 0 | 30 | | | | | |
| | Home economics | | | | 0 | 58 | | | | | |
| | Fine arts | | | | 0 | 42 | | | | | |
| | Music | | | | 0 | 140 | | | | | |
| Do | Virginia Intermont College ¹ | 1883 | 4 | 18 | 0 | 312 | | | | | |
| | Preparatory | | 0 | 5 | 0 | 90 | | | | | |
| | Arts and sciences | | 2 | 5 | 0 | 113 | | | | | |
| | Special | | 2 | 8 | 0 | 109 | | | | | |
| Daleville | Daleville College ¹ | 1891 | 7 | 3 | 53 | 50 | | | | | |
| | Preparatory | | 3 | 2 | 43 | 40 | | | | | |
| | Arts and sciences | | 4 | 1 | 10 | 10 | | | | | |
| Danville | Averett College ¹ | 1859 | 2 | 17 | 0 | 203 | | | | | |
| | Preparatory | | 1 | 2 | 0 | 37 | | | | | |
| | Arts and sciences | | 1 | 4 | 0 | 37 | | | | | |
| | Commerce | | 0 | 1 | 0 | 13 | | | | | |
| | Expression | | 0 | 1 | 0 | 16 | | | | | |
| | Home economics | | 0 | 1 | 0 | 9 | | | | | |
| | Fine arts | | 0 | 2 | 0 | 11 | | | | | |
| | Music | | 1 | 6 | 0 | 122 | | | | | |
| Emory | Emory and Henry College (arts and sciences) | 1838 | 15 | 0 | 215 | 0 | 18 | 0 | | | |
| | Summer school (1921) | | 6 | 0 | 51 | 0 | | | | | |
| Hampden-Sidney | Hampden-Sidney College (arts and sciences) | 1776 | 12 | 0 | 180 | 0 | 16 | 0 | | | |
| Hollins | Hollins College | 1842 | 7 | 26 | 0 | 312 | 0 | 27 | | | |
| | Arts and sciences | | 5 | 20 | 0 | 298 | 0 | 27 | | | |
| | Special | | | | 0 | 14 | | | | | |
| | Music | | 2 | 6 | 0 | 38 | | | | | |
| Lexington | Washington and Lee University | 1749 | 42 | 0 | 770 | 0 | 63 | 0 | 5 | 0 | 4 |
| | Arts and sciences | | 30 | 0 | 458 | 0 | 39 | 0 | 5 | 0 | |
| | Commerce | | 7 | 0 | 173 | 0 | 11 | 0 | | | |
| | Law | | 5 | 0 | 139 | 0 | 13 | | | | |
| Lynchburg | Lynchburg College | 1903 | 10 | 10 | 107 | 78 | 13 | 7 | | | |
| | Preparatory | | 1 | 3 | 29 | 10 | | | | | |
| | Arts and sciences | | 7 | 4 | 78 | 60 | 13 | 7 | | | |
| | Special | | 2 | 3 | 32 | 48 | | | | | |
| Do | Randolph-Macon Woman's College | 1893 | 14 | 39 | 0 | 632 | 0 | 113 | 0 | 1 | |
| | Arts and sciences | | 14 | 39 | 0 | 612 | 0 | 113 | | | |
| | Graduate | | | | 0 | 8 | | | 0 | 1 | |
| | Special | | | | 0 | 12 | | | | | |
| Marion | Marion College ¹ | 1874 | 0 | 16 | 0 | 161 | | | | | |
| | Preparatory | | 0 | 5 | 0 | 52 | | | | | |
| | Arts and sciences | | 0 | 6 | 0 | 48 | | | | | |
| | Education | | 0 | 2 | 0 | 35 | | | | | |
| | Home economics | | 0 | 1 | 0 | 23 | | | | | |
| | Music | | 0 | 4 | 0 | 105 | | | | | |
| Richmond | Union Theological Seminary | 1812 | 10 | 0 | 112 | 0 | 24 | 0 | 2 | 0 | |

¹ Junior college.

TABLE 29.—*Privately controlled universities, colleges, and professional schools—Instructors, students, and graduates in 1921-22—Continued*

| Location | Institution | Year of first opening | Professors and instructors | | Students | | First degrees | | Graduate degrees | | Honorary degrees |
|------------------|--|-----------------------|----------------------------|-------|----------|-------|---------------|-------|------------------|-------|------------------|
| | | | Men | Women | Men | Women | Men | Women | Men | Women | |
| 1 | 2 | 3 | 4 | 5 | 6 | 7 | 8 | 9 | 10 | 11 | 12 |
| VIRGINIA—CON. | | | | | | | | | | | |
| Richmond..... | University of Richmond..... | 1832 | 27 | 15 | 464 | 277 | 35 | 48 | 1 | 1 | 4 |
| | Arts and sciences..... | | 20 | 15 | 355 | 271 | 30 | 48 | | | |
| | Graduate..... | | | | 1 | 1 | | | 1 | 1 | |
| | Law..... | | 7 | 0 | 109 | 5 | 5 | 0 | | | |
| | Summer school (1921)..... | | 10 | 2 | 49 | 34 | | | | | |
| Do..... | Virginia Union University ¹ | 1865 | 17 | 4 | 373 | 6 | 21 | 0 | | | 2 |
| | Preparatory..... | | 5 | 3 | 205 | 0 | | | | | |
| | Arts and sciences..... | | 11 | 2 | 113 | 5 | 11 | 0 | | | |
| | Graduate..... | | 1 | 0 | 4 | 1 | | | | | |
| | Theology..... | | 4 | 0 | 51 | 0 | 10 | 0 | | | |
| Salem..... | Roanoke College (arts and sciences)..... | 1843 | 22 | 0 | 196 | 0 | 19 | 0 | 3 | 0 | |
| Sweet Briar..... | Sweet Briar College (arts and sciences)..... | 1906 | 7 | 23 | 0 | 276 | 0 | 31 | | | |
| WASHINGTON | | | | | | | | | | | |
| Spokane..... | Gonzaga University..... | 1887 | 27 | 0 | 720 | 0 | 55 | 0 | 47 | 0 | 1 |
| | Preparatory..... | | 16 | 0 | 403 | 0 | | | | | |
| | Arts and sciences..... | | 20 | 0 | 201 | 0 | 52 | 0 | | | |
| | Graduate..... | | 4 | 0 | 47 | 0 | | | 47 | 0 | |
| | Commerce..... | | 5 | 0 | 32 | 0 | | | | | |
| | Law..... | | 17 | 0 | 53 | 0 | 3 | 0 | | | |
| Do..... | Whitworth College..... | 1890 | 7 | 3 | 49 | 33 | 3 | 1 | | | |
| | Preparatory..... | | 1 | 1 | 21 | 21 | | | | | |
| | Arts and sciences..... | | 6 | 2 | 25 | 12 | 3 | 1 | | | |
| | Special..... | | | | 3 | 0 | | | | | |
| | Extension courses..... | | | | 40 | 7 | | | | | |
| Tacoma..... | College of Puget Sound..... | 1903 | 16 | 7 | 184 | 281 | 7 | 15 | | | 3 |
| | Arts and sciences..... | | 13 | 5 | 136 | 181 | 7 | 15 | | | |
| | Music..... | | 3 | 2 | 48 | 100 | | | | | |
| | Summer school (1921)..... | | 5 | 4 | 89 | 122 | | | | | |
| | Extension courses..... | | 4 | 2 | 16 | 65 | | | | | |
| Walla Walla..... | Whitman College..... | 1866 | 23 | 11 | 231 | 218 | 26 | 26 | 0 | 1 | 2 |
| | Arts and sciences..... | | 23 | 11 | 230 | 217 | 26 | 26 | | | |
| | Graduate..... | | | | 1 | 1 | | | 0 | 1 | |
| WEST VIRGINIA | | | | | | | | | | | |
| Bethany..... | Bethany College (arts and sciences)..... | 1841 | 21 | 9 | 188 | 130 | 20 | 23 | | | 1 |
| Buckhannon..... | West Virginia Wesleyan College..... | 1890 | 16 | 9 | 253 | 303 | 26 | 20 | 1 | 0 | 5 |
| | Preparatory..... | | | | 31 | 16 | | | | | |
| | Arts and sciences..... | | 10 | 7 | 200 | 220 | 26 | 20 | 1 | 0 | |
| | Commerce..... | | 2 | 0 | 100 | 0 | | | | | |
| | Education..... | | 2 | 1 | 9 | 58 | | | | | |
| | Music..... | | 2 | 1 | 13 | 82 | | | | | |
| | Summer school (1921)..... | | 6 | 0 | 60 | 65 | | | | | |
| | Extension courses..... | | 2 | 0 | 5 | 10 | | | | | |
| Elkins..... | Davis and Elkins College..... | 1904 | 9 | 6 | 85 | 127 | 8 | 2 | | | |
| | Preparatory..... | | 1 | 0 | 26 | 9 | | | | | |
| | Arts and sciences..... | | 8 | 4 | 51 | 44 | 8 | 2 | | | |
| | Graduate..... | | | | 1 | 2 | | | | | |
| | Special..... | | | | 0 | 7 | | | | | |
| | Expression..... | | 0 | 2 | 3 | 40 | | | | | |
| | Music..... | | 0 | 2 | 4 | 25 | | | | | |
| | Summer school (1921)..... | | 8 | 8 | 11 | 79 | | | | | |
| Salem..... | Salem College..... | 1892 | 12 | 15 | 139 | 197 | 9 | 3 | | | 1 |
| | Preparatory..... | | 3 | 4 | 69 | 82 | | | | | |
| | Arts and sciences..... | | 7 | 9 | 70 | 115 | 9 | 3 | | | |
| | Education..... | | 2 | 1 | 23 | 78 | | | | | |
| | Home economics..... | | 0 | 1 | 0 | 20 | | | | | |
| | Music..... | | 0 | 3 | 12 | 110 | | | | | |
| | Summer school (1921)..... | | 6 | 4 | 68 | 197 | | | | | |
| | Extension course..... | | 3 | 0 | 24 | 63 | | | | | |

¹ Colored.

TABLE 29.—*Privately controlled universities, colleges, and professional schools—Instructors, students, and graduates in 1921-22—Continued*

| Location | Institution | Year of first opening | Professors and instructors | | Students | | First degrees | | Graduate degrees | | Honorary degrees |
|------------------|---|-----------------------|----------------------------|-------|----------|-------|---------------|-------|------------------|-------|------------------|
| | | | Men | Women | Men | Women | Men | Women | Men | Women | |
| 1 | 2 | 3 | 4 | 5 | 6 | 7 | 8 | 9 | 10 | 11 | 12 |
| WISCONSIN | | | | | | | | | | | |
| Appleton | Lawrence College | 1849 | 39 | 21 | 537 | 711 | 26 | 29 | | | 6 |
| | Arts and sciences | | 33 | 11 | 453 | 420 | 26 | 29 | | | |
| | Music | | 6 | 10 | 96 | 366 | | | | | |
| Ashland | Northland College | 1892 | 10 | 7 | 96 | 101 | 2 | 6 | | | |
| | Preparatory | | 7 | 2 | 48 | 39 | | | | | |
| | Arts and sciences | | 9 | 5 | 40 | 32 | 2 | 6 | | | |
| | Music | | 1 | 2 | 26 | 62 | | | | | |
| Beloit | Beloit College | 1847 | 36 | 11 | 320 | 241 | 35 | 41 | | | 6 |
| | Arts and sciences | | 36 | 11 | 319 | 240 | 35 | 41 | | | |
| | Graduate | | | | 1 | 1 | | | | | |
| | Summer school (1921) | | 23 | 4 | 87 | 62 | | | | | |
| | Extension courses | | 2 | 0 | 11 | 35 | | | | | |
| Milton | Milton College | 1867 | 11 | 9 | 78 | 88 | 14 | 8 | | | |
| | Arts and sciences | | 11 | 6 | 72 | 56 | 14 | 8 | | | |
| | Music | | 1 | 3 | 6 | 32 | | | | | |
| Milwaukee | Marquette University | 1881 | 260 | 17 | 2,318 | 102 | 199 | 14 | 4 | 6 | 1 |
| | Preparatory | | 18 | 0 | 450 | 0 | | | | | |
| | Arts and sciences | | 33 | 0 | 160 | 2 | 11 | 1 | | | |
| | Graduate | | | | 8 | 6 | | | 4 | 6 | |
| | Special | | | | 84 | 4 | | | | | |
| | Engineering | | 18 | 0 | 285 | 0 | 17 | 0 | | | |
| | Commerce | | 25 | 0 | 325 | 9 | 40 | 3 | | | |
| | Journalism | | 6 | 0 | 29 | 50 | 0 | 3 | | | |
| | Music | | 15 | 16 | 4 | 25 | 0 | 3 | | | |
| | Law | | 18 | 0 | 225 | 6 | 39 | 2 | | | |
| | Medicine | | 87 | 1 | 184 | 2 | 18 | 1 | | | |
| | Dentistry | | 58 | 0 | 564 | 4 | 74 | 1 | | | |
| | Extension courses | | 5 | 0 | 12 | 176 | | | | | |
| Do | Milwaukee Downer College | 1851 | 1 | 39 | 0 | 382 | 0 | 28 | | | |
| | Arts and sciences | | 1 | 39 | 0 | 168 | 0 | 28 | | | |
| | Special | | | | 0 | 132 | | | | | |
| | Education | | 0 | 1 | 0 | 62 | | | | | |
| | Home economics | | 0 | 5 | 0 | 72 | | | | | |
| | Fine arts | | 0 | 5 | 0 | 16 | | | | | |
| | Music | | 1 | 7 | 0 | 12 | | | | | |
| Nashotah | Nashotah House (theology) | 1842 | 7 | 0 | 36 | 0 | 1 | 0 | 5 | 0 | 6 |
| Plymouth | Mission House | 1862 | 16 | 0 | 89 | 13 | 9 | 0 | 3 | 0 | |
| | Preparatory | | 7 | 0 | 42 | 8 | | | | | |
| | Arts and sciences | | 9 | 0 | 31 | 5 | 6 | 0 | 3 | 0 | |
| | Music | | 1 | 0 | 45 | 5 | | | | | |
| | Theology | | 4 | 0 | 13 | 0 | 3 | 0 | | | |
| Prairie du Chien | Camplon College | 1880 | 45 | 0 | 480 | 0 | 8 | 0 | | | |
| | Preparatory | | 25 | 0 | 344 | 0 | | | | | |
| | Arts and sciences | | 20 | 0 | 130 | 0 | 8 | 0 | | | |
| | Special | | | | 6 | 0 | | | | | |
| | Summer school (1921) | | 15 | 0 | 107 | 0 | | | | | |
| | Military drill | | | | 230 | 0 | | | | | |
| Do | St. Mary's College | 1872 | 2 | 14 | 0 | 121 | 0 | 2 | | | |
| | Preparatory | | 1 | 5 | 0 | 67 | | | | | |
| | Arts and sciences | | 1 | 9 | 0 | 54 | 0 | 2 | | | |
| Ripon | Ripon College | 1850 | 19 | 14 | 286 | 186 | 32 | 34 | | | 1 |
| | Arts and sciences | | 19 | 10 | 278 | 145 | 32 | 34 | | | |
| | Music | | 1 | 5 | 16 | 57 | | | | | |
| | Military drill | | | | 137 | 0 | | | | | |
| Watertown | Northwestern College | 1865 | 17 | 0 | 212 | 42 | 16 | 0 | | | |
| | Preparatory | | 7 | 0 | 134 | 30 | | | | | |
| | Arts and sciences | | 10 | 0 | 65 | 7 | 16 | 0 | | | |
| | Special | | | | 18 | 6 | | | | | |
| | Military drill | | | | 120 | 0 | | | | | |
| Waukesha | Carroll College | 1846 | 17 | 3 | 156 | 180 | 17 | 12 | | | 2 |
| | Arts and sciences | | 17 | 3 | 149 | 123 | 17 | 12 | | | |
| | Special | | | | 17 | 57 | | | | | |
| | Extension courses | | | | 0 | 14 | | | | | |
| Wauwatosa | Evangelical Lutheran Theological Seminary | 1865 | 4 | 0 | 57 | 0 | | | | | |

TABLE 30.—Privately controlled universities, colleges, and professional schools—Property, fellowships and scholarships, tuition fees, 1921-22

| Institutions | Bound volumes in libraries | Value of libraries, scientific apparatus, machinery, and furniture | Value of grounds (including farm) | Value of buildings (including dormitories) | Value of dormitories (included in column 5) | Endowment funds | Fellowships and scholarships | Amount given in fellowships and scholarships | Tuition fees | | | | |
|---------------------------------------|----------------------------|--|-----------------------------------|--|---|-----------------|------------------------------|--|-------------------|-------------|------|----------|-----------|
| | | | | | | | | | Arts and sciences | Engineering | Law | Medicine | Dentistry |
| 1 | 2 | 3 | 4 | 5 | 6 | 7 | 8 | 9 | 10 | 11 | 12 | 13 | 14 |
| ALABAMA | | | | | | | | | | | | | |
| Athens Female College | 6,000 | \$40,000 | \$130,000 | \$225,000 | \$104,000 | \$200,000 | 4 | \$4,500 | \$50 | | | | |
| Birmingham-Southern College | 15,000 | 32,500 | 81,500 | 250,000 | 40,000 | 393,000 | 12 | 1,000 | 58 | | \$80 | | |
| Howard College | 16,000 | 43,848 | 21,700 | 175,000 | | 169,721 | 2 | | 100 | | | | |
| Judson College | 10,000 | 60,736 | 85,000 | 356,000 | 168,000 | | 23 | 26,000 | | | | | |
| Marion Institute | 3,000 | 45,000 | 50,000 | 323,222 | 150,000 | 141,500 | 17 | 2,000 | 85 | | | | |
| Woman's College of Alabama | 7,500 | 12,000 | 35,000 | 175,000 | 40,000 | | 5 | | 50 | | | | |
| St. Bernard College | 11,000 | 75,000 | 100,000 | 140,000 | 165,000 | 245,988 | | 10,385 | 34 | | | | |
| Spring Hill College | 15,000 | 55,000 | 47,000 | 324,676 | | | | | | | | | |
| Taladega College | 21,000 | 84,679 | | | | | | | | | | | |
| ARKANSAS | | | | | | | | | | | | | |
| Henderson-Brown College | 2,500 | 29,370 | 63,700 | 217,600 | 76,833 | 5,500 | | 3,821 | 99 | | | | |
| Ouschtsa College | 3,000 | 40,000 | 26,000 | 225,000 | 160,000 | 120,000 | 2 | | | | | | |
| Arkansas College | 7,400 | 26,000 | 30,500 | 197,838 | 93,858 | 101,677 | | | | | | | |
| College of the Ozarks | 1,000 | 7,000 | 22,950 | 67,270 | 26,000 | | | | | | | | |
| Central Baptist College | 4,000 | 25,000 | 30,000 | 120,000 | 70,000 | 5,400 | 10 | 1,200 | 100 | | | | |
| Hendrix College | 18,000 | 55,500 | 25,000 | 308,200 | 130,000 | 547,500 | 2 | | 100 | | | | |
| Crescent College | 1,026 | 20,000 | | 30,000 | | | 4 | | 100 | | | | |
| Arkansas Baptist College | 500 | 100,000 | | 150,000 | | 5,000 | 3 | | 100 | | | | |
| Little Rock College | 6,641 | 68,000 | 29,000 | 700,000 | 250,000 | 200,000 | 5 | | 80 | | | | |
| Galloway College | 5,020 | | | 350,000 | | | | | | | | | |
| CALIFORNIA | | | | | | | | | | | | | |
| Berkeley Baptist Divinity School | 4,000 | 11,800 | 19,800 | 108,000 | 25,000 | 88,258 | | 750 | | | | | |
| Pacific School of Religion | 16,000 | | | 123,849 | | 810,930 | 11 | | | | | | |
| Pacific Union School for the Ministry | 13,942 | 17,539 | | 97,633 | | 384,510 | | 350 | | | | | |
| Pomona College | 39,973 | 479,412 | 255,120 | 105,924 | 381,144 | 1,265,861 | | | 200 | | | | |
| College of Medical Evangelists | 2,932 | 40,000 | 132,056 | 394,383 | 81,283 | | | | | | | | \$250 |
| California School of Christianity | 1,000 | 15,000 | 85,000 | 128,000 | 51,404 | 246,232 | 8 | 2,155 | 50 | | | | |
| Occidental College | 20,000 | 62,729 | 211,460 | 304,891 | | 350,048 | 20 | 2,718 | 170 | | | \$150 | |
| University of Southern California | 61,000 | | | | | | | | | | | | |

| | | | | | | | | | | | | |
|---|-----------|-----------|-----------|------------|-----------|------------|-------|---------|-----|-----|-----|-------|
| Mills College..... | 16,180 | 103,879 | 111,266 | 571,568 | 331,483 | 500,543 | 37 | 7,780 | 200 | 150 | | |
| St. Mary's College..... | 17,378 | 76,090 | 750,000 | 145,000 | 65,000 | | 7 | | 150 | | | |
| California Institute of Technology..... | 12,818 | 190,767 | 283,274 | 788,593 | 19,910 | 5,579,000 | 16 | 14,500 | 150 | 200 | | |
| University of Redlands..... | 11,043 | 80,088 | 95,207 | 529,255 | 214,480 | 804,036 | 38 | 7,244 | 150 | | | |
| Pacific Union College..... | 7,210 | 43,136 | 18,786 | 146,515 | 42,857 | | 14 | 86,210 | 89 | | | |
| San Francisco Theological Seminary..... | 21,534 | 25,000 | 31,000 | 244,234 | 70,540 | 668,013 | 6 | 5,126 | | | | |
| Church Divinity School of the Pacific..... | 10,000 | | | | | | | | | | | \$200 |
| College of Physicians and Surgeons (dentistry)..... | 1,500 | | 50,000 | 75,000 | | | | | | | 120 | 70 |
| Kent Law School..... | 18,696 | 69,200 | 140,000 | 200,000 | 200,000 | | 2 | | 80 | | | |
| St. Ignatius College..... | 4,500 | 250,000 | 200,000 | 500,000 | 100,000 | | | 8,083 | 120 | | | |
| College of Notre Dame..... | 12,500 | 32,539 | 30,000 | 189,840 | 50,000 | 276,812 | | | | | | |
| College of the Pacific..... | 12,000 | | | | | | | | | | | |
| Dominican College..... | 12,000 | | | | | | | | | | | |
| University of Santa Clara..... | 32,000 | 100,000 | 75,000 | 280,000 | 110,000 | | 2 | | | | | |
| Leland Stanford Junior University..... | 348,000 | 1,985,409 | 100,000 | 9,379,820 | 1,296,137 | 30,527,608 | 78 | 21,625 | 255 | 150 | 255 | |
| Whittier College..... | 7,400 | 27,598 | 100,000 | 142,000 | 12,000 | 171,352 | 15 | | 120 | | | |
| COLORADO | | | | | | | | | | | | |
| Colorado College..... | 110,000 | 187,554 | 252,776 | 710,064 | 175,489 | 1,573,305 | 20 | 11,667 | 150 | 150 | | |
| Colorado Woman's College..... | 3,000 | 19,523 | 75,000 | 96,851 | | 2,500 | 10 | | 90 | | | |
| Regis College..... | 17,145 | 70,000 | 75,000 | 125,000 | | 9,400 | | | | | | |
| University of Denver..... | 30,000 | 125,000 | 70,630 | 422,500 | 20,000 | 716,757 | 140 | 8,894 | | | 125 | 200 |
| Westminster Law School..... | 3,700 | 3,500 | | | | | | | | | 75 | |
| CONNECTICUT | | | | | | | | | | | | |
| Trinity College..... | 90,000 | 269,053 | 162,000 | 945,369 | 500,000 | 1,774,775 | 104 | 1,100 | 150 | 150 | | |
| Wesleyan University..... | 130,000 | 236,245 | 146,750 | 1,199,318 | 289,116 | 3,485,078 | 2 | 25,250 | 200 | 200 | | |
| Yale University..... | 1,600,000 | 2,500,000 | 4,328,960 | 14,260,730 | 8,853,000 | 32,662,012 | 1,012 | 171,234 | 300 | 200 | 200 | |
| Connecticut College for Women..... | 10,000 | 75,000 | 250,000 | 700,000 | 500,000 | 1,000,000 | 10 | | 250 | | | |
| DISTRICT OF COLUMBIA | | | | | | | | | | | | |
| America University..... | 45,000 | 35,401 | 460,000 | 1,071,202 | | 766,242 | 4 | 2,000 | 150 | | | |
| Catholic Sisters College..... | 4,000 | | | | | | | | | | | |
| Catholic University of America..... | 176,000 | 263,399 | 149,739 | 1,832,881 | 839,067 | 2,817,182 | 104 | 25,000 | 300 | 300 | 300 | |
| Georgetown University..... | 189,000 | | | | | | | | | | | |
| George Washington University..... | 55,000 | 159,008 | 616,544 | 1,023,994 | 168,750 | 641,257 | 70 | | 150 | 180 | 144 | 175 |
| Howard University..... | 40,000 | 210,599 | 147,701 | 826,425 | 321,327 | | 50 | 4,112 | 75 | 75 | 107 | 150 |
| Trinity College..... | 27,500 | 200,000 | | 1,017,743 | | | 28 | | 200 | | | |
| Washington College of Law..... | 2,400 | 7,600 | | 35,000 | | 5,590 | 2 | | | | 85 | |
| FLORIDA | | | | | | | | | | | | |
| John B. Stetson University..... | 20,000 | 100,759 | 40,130 | 369,728 | | 660,000 | 60 | 2,583 | 150 | 150 | | |
| Rollins College..... | 7,100 | 63,425 | | 107,767 | | | | | | | | |

¹ Colored.

TABLE 30.—Privately controlled universities, colleges, and professional schools—Property, fellowships and scholarships, tuition fees, 1921-22—Continued

| Institutions | Bound volumes in libraries | Value of libraries, scientific apparatus, machinery, and furniture | Value of grounds (including farm) | Value of buildings (including dormitories) | Value of dormitories (included in column 5) | Endowment funds | Fellowships and scholarships | Amount given in fellowships and scholarships | Tuition fees | | | | |
|---------------------------------|----------------------------|--|-----------------------------------|--|---|-----------------|------------------------------|--|-------------------|---------------|-------|----------|-----------|
| | | | | | | | | | Arts and sciences | Engl-ineering | Law | Medicine | Dentistry |
| 1 | 2 | 3 | 4 | 5 | 6 | 7 | 8 | 9 | 10 | 11 | 12 | 13 | 14 |
| GEORGIA | | | | | | | | | | | | | |
| Atlanta College of Pharmacy | 500 | \$5,500 | | | | | | | \$100 | | \$120 | | |
| Atlanta Law School | 400 | | | | | \$162,797 | | | | | | | \$200 |
| Atlanta-Southern Dental College | 15,000 | 25,108 | \$94,232 | \$172,850 | \$80,500 | | | | 32 | | | | |
| Atlanta University | 3,000 | 48,375 | 41,400 | 356,500 | 130,000 | | 10 | | 16 | | | | |
| Morehouse College | 3,300 | 21,500 | 35,000 | 128,000 | 63,500 | 29,704 | 5 | | 20 | | | | |
| Faine College | 12,000 | | | | | | 3 | | 125 | | | | |
| Cox College | 2,100 | 45,000 | 15,000 | 142,500 | | | 5 | | 72 | | | | |
| Andrew College | 10,170 | 80,628 | 97,431 | 370,421 | 223,200 | 155,907 | 19 | \$4,000 | 135 | | | | |
| Agnes Scott College | 13,000 | 72,327 | 118,275 | 224,300 | 153,000 | 98,323 | 150 | | 60 | | | | |
| Piedmont College | 60,000 | 248,195 | 511,214 | 1,498,882 | 263,817 | 1,827,168 | 3 | | 105 | | 125 | \$175 | |
| Emory University | 5,000 | 65,000 | 75,000 | 270,000 | 150,000 | 4,700 | 18 | | 90 | | | | |
| Bessie Tift College | 10,000 | 50,000 | 50,000 | 225,000 | 125,000 | | | | 110 | | | | |
| Brenau College | 3,000 | 30,000 | 40,000 | 214,500 | 157,000 | 100,000 | | 1,470 | 90 | | | | |
| La Grange College | 20,000 | 70,330 | 200,000 | 600,000 | 100,000 | 700,000 | 193 | 27,860 | 100 | | 90 | | |
| Mercer University | 10,000 | 65,051 | 200,000 | 320,980 | | 180,489 | 15 | | 150 | | | | |
| Wesleyan College | 8,500 | 35,000 | 75,000 | 300,000 | | | | | 20 | | | | |
| Shorter College | 5,000 | 70,000 | 676,500 | 600,000 | 275,000 | 64,520 | | | 20 | | | | |
| Clark University | 10,000 | 9,200 | 15,000 | 25,000 | 12,500 | | | | 20 | | | | |
| Young Harris College | | | | | | | | | | | | | |
| IDAHO | | | | | | | | | | | | | |
| College of Idaho | 7,000 | 18,680 | 20,000 | 104,000 | | 222,600 | | | 60 | | | | |
| Gooding College | 1,000 | 7,500 | 10,000 | 115,000 | 110,000 | 103,000 | | | | | | | |
| ILLINOIS | | | | | | | | | | | | | |
| Hedding College | 6,000 | 31,523 | 23,165 | 129,551 | 12,998 | 252,819 | 17 | 2,224 | 110 | | | | |
| Shurtleff College | 16,800 | 22,500 | 68,000 | 199,000 | 60,000 | 306,624 | 9 | | 100 | | | | |
| Aurora College | 7,030 | 24,470 | 16,018 | 224,000 | 70,000 | 147,164 | | | 75 | | | | |
| Illinois Wesleyan College | 10,000 | 71,100 | 66,000 | 227,500 | 65,000 | 874,846 | 107 | 16,000 | 120 | | 75 | | |
| St. Viator College | 10,225 | 28,297 | 87,800 | 238,787 | 195,000 | | | | 80 | | | | |

| | | | | | | | | | | | |
|---|---------|-----------|-----------|-----------|---------|------------|-------|---------|-----|-----|--|
| Blackburn College | 4,500 | 30,000 | 24,000 | 117,000 | 132,065 | 450,000 | 13 | 12,000 | 100 | 100 | |
| Carthage College | 18,250 | 48,000 | 12,784 | 204,000 | | 440,928 | 180 | | 105 | | |
| Armour Institute of Technology | 30,313 | 539,567 | | 2,641,000 | | | 8 | 1,561 | 200 | | |
| Bethany Bible School | 4,000 | 36,432 | 39,870 | 175,447 | | 50,574 | | | | 120 | |
| Chicago-Kent College of Law | 5,000 | 20,000 | | | | | | | | 125 | |
| Chicago Law School | 5,500 | 20,000 | | | | | | | | | |
| Chicago Medical School | 2,500 | 75,000 | | | | | | | | | |
| Chicago Theological Seminary | 30,000 | 72,831 | | | | 1,012,378 | 15 | 4,842 | 105 | 140 | |
| De Paul University | 20,000 | 195,000 | 110,000 | 700,000 | | | | | | 100 | |
| General Medical School of Chicago | 3,000 | | | | | | | | | | |
| John Marshall Law School | 3,000 | | | | | | | | | | |
| Lewis Institute | 25,000 | 355,200 | 118,280 | 413,330 | 50,000 | 1,120,376 | | | 120 | | |
| Loyola University | 110,000 | 200,000 | 2,250,000 | 1,500,000 | | | | | 120 | 195 | |
| McCormick Theological Seminary | 47,403 | 18,214 | 172,324 | 470,175 | 117,546 | | 10 | | 105 | | |
| St. Francis Xavier College | 646,788 | 2,142,105 | 4,875,412 | 6,743,068 | 681,894 | 26,635,975 | 1,081 | 222,742 | 180 | 195 | |
| University of Chicago | 20,000 | 40,000 | 42,000 | 181,000 | 39,000 | 574,000 | | | | 225 | |
| Western Theological Seminary | 15,425 | 108,330 | 200,000 | 706,200 | 74,200 | 251,735 | 70 | | 150 | | |
| James Millikin University | 15,000 | 55,200 | 17,500 | 269,800 | 33,000 | 268,134 | 50 | | 87 | | |
| Eureka College | 84,183 | 28,678 | | 2,524,663 | 145,447 | 550,856 | 13 | | 200 | 200 | |
| Garrett Biblical Institute | 182,105 | 782,601 | 457,855 | 1,748,319 | 211,981 | 3,106,009 | 295 | 51,780 | 200 | 200 | |
| Northwestern University | 2,000 | 91,810 | 206,400 | 30,000 | | 10,000 | 181 | | 150 | | |
| Norwegian-Danish Theological Seminary | 29,451 | 69,520 | 75,000 | 617,954 | 100,000 | 1,065,804 | 35 | | 88 | | |
| Knox College | 15,100 | | | 375,000 | | 164,530 | | | | | |
| Lombard College | 5,500 | | | | | | | | | | |
| Monticello Seminary | 6,000 | 31,826 | 37,089 | 135,320 | 55,000 | 100,000 | | 500 | 80 | | |
| Greenville College | 24,500 | 48,100 | 112,735 | 178,300 | 74,600 | 745,910 | 100 | 9,705 | 125 | | |
| Illinois College | 10,500 | 56,840 | 60,226 | 383,836 | 150,000 | 308,368 | 25 | 11,508 | 175 | | |
| Illinois Woman's College | 36,000 | 82,532 | 331,000 | 606,000 | 205,000 | 1,200,000 | 30 | 3,200 | 125 | | |
| Lake Forest College | 10,000 | 27,400 | 15,000 | 183,500 | 100,000 | | | | | | |
| McKendree College | 4,000 | 17,000 | 82,500 | 100,000 | 15,000 | 220,000 | 10 | | 60 | | |
| Lincoln College | 13,900 | 120,000 | 81,600 | 520,000 | | | 7 | 1,400 | | | |
| St. Procopius College | 10,000 | 15,000 | 45,000 | 150,000 | 50,000 | 190,000 | | | | | |
| Theological Seminary of the Evangelical Lutheran Church | 15,000 | 69,280 | 44,650 | 360,200 | 143,200 | 872,407 | 135 | | 100 | | |
| Monmouth College | 3,027 | 31,445 | 33,600 | 115,583 | 56,000 | 139,030 | 1 | | 150 | | |
| Frances Shimer School | 4,600 | 3,850 | 12,876 | 69,772 | 13,768 | 136,328 | | | | | |
| Evangelical Theological Seminary | 15,000 | 86,127 | 58,197 | 469,447 | 73,550 | 446,514 | 15 | 1,350 | 90 | | |
| Northwestern College | 14,000 | 195,000 | 400,000 | 600,000 | 6,000 | 2,225,000 | 14 | 600 | 100 | | |
| Bradley Polytechnic Institute | 10,000 | 95,451 | 50,000 | 428,277 | 374,741 | 245,100 | 5 | 12,270 | 165 | | |
| Rockford College | 32,059 | 67,888 | 50,821 | 471,681 | 40,000 | 489,528 | 40 | 2,737 | 100 | | |
| Augustana College | 14,300 | 44,320 | 70,308 | 223,723 | 62,600 | 241,112 | | 3,002 | 100 | | |
| Whitson College | | | | | | | | | | | |
| INDIANA | | | | | | | | | | | |
| Wabash College | 59,600 | 96,700 | 125,000 | 232,000 | 106,100 | 1,055,400 | 60 | 6,423 | 130 | | |
| Earham College | 75,000 | 115,600 | 80,000 | 245,067 | | 695,494 | 50 | | 150 | | |
| Evansville College | 8,300 | 31,548 | 104,263 | 310,033 | 60,000 | 91,900 | 10 | | 100 | | |
| Franklin College | 25,000 | 75,246 | 92,071 | 228,080 | 17,000 | 633,413 | | 3,376 | 80 | | |
| Goshen College | 6,865 | 13,188 | 6,816 | 108,186 | | 22,549 | | | | | |

1 Colored.

TABLE 30.—Privately controlled universities, colleges, and professional schools—Property, fellowships and scholarships, tuition fees, 1921-22—Continued

| Institutions | Bound volumes in libraries | Value of libraries, scientific apparatus, machinery, and furniture | Value of grounds (including farm) | Value of buildings (including dormitories) | Value of dormitories (included in column 5) | Endowment funds | Fellowships and scholarships | Amount given in fellowships and scholarships | Tuition fees | | | | |
|--------------------------------|----------------------------|--|-----------------------------------|--|---|-----------------|------------------------------|--|-------------------|------------------|------|----------|-------|
| | | | | | | | | | Arts and sciences | Engl. near-ing | Law | Medicine | |
| 1 | 2 | 3 | 4 | 5 | 6 | 7 | 8 | 9 | 10 | 11 | 12 | 13 | 14 |
| INDIANA—continued | | | | | | | | | | | | | |
| De Pauw University | 45,000 | \$142,500 | \$76,835 | \$921,000 | \$350,500 | \$2,776,044 | 415 | | \$100 | | | | |
| Hanover College | 30,000 | 39,861 | 2,000 | 244,520 | 78,271 | 329,986 | 1 | | 75 | | | | |
| Butler College | 19,000 | 54,638 | 55,000 | 143,104 | 20,000 | 518,674 | 1 | | 140 | | \$90 | | |
| Benjamin Harrison Law School | 1,000 | | | | | | 18 | | 100 | | | | \$203 |
| Indiana Central College | 5,508 | 6,548 | 60,000 | 167,000 | 99,000 | 185,560 | | | | | | | |
| Indiana Veterinary College | 100 | 4,100 | 9,000 | 23,961 | | | 3 | | 75 | | | | |
| Manchester College | 9,511 | 22,000 | 6,000 | 103,500 | 25,000 | 170,313 | 3 | | 65 | | | | |
| Union Christian College | 13,828 | 186,529 | 174,050 | 736,500 | | | 4 | | | | | | |
| St. Mary's College and Academy | 110,000 | 908,440 | 223,000 | 2,009,862 | 381,500 | 136,367 | 20 | \$7,500 | 175 | \$175 | 175 | | |
| Oakland City College | 8,000 | 18,896 | 22,000 | 116,831 | | 520,000 | 3 | | 75 | | | | |
| St. Mary of the Woods College | 19,651 | 63,100 | 125,000 | 1,200,000 | | | 28 | | 250 | (^c) | | | |
| Rose Polytechnic Institute | 15,000 | 35,500 | 30,650 | 1,200,000 | | 1,200,000 | 5 | 1,942 | 83 | | | | |
| Taylor University | 8,000 | 27,438 | 37,500 | 187,500 | 49,500 | 15,861 | | | 36 | | | | |
| Vincennes University | 1,230 | 51,000 | 86,050 | 120,000 | 125,000 | | | | | | | | |
| IOWA | | | | | | | | | | | | | |
| Coe College | 19,980 | 125,731 | 150,000 | 423,046 | 162,000 | 1,021,716 | 60 | | 100 | | | | |
| Wartburg College | 7,000 | | | 120,000 | | 26,400 | 5 | | | | | | |
| St. Ambrose College | 20,000 | 65,000 | 10,600 | 512,076 | 130,000 | 300,794 | 9 | 684 | 150 | 180 | | | |
| Luther College | 20,000 | 168,788 | 110,000 | 390,000 | 125,000 | 367,339 | 9 | | 180 | 180 | | | |
| Des Moines University | 31,000 | 172,969 | 125,000 | 455,000 | | 741,422 | 43 | 419 | 30 | | | | |
| Drake University | 8,000 | 176,798 | 84,804 | 704,647 | | 1,036,107 | 3 | | 50 | | | | |
| Columbia College | 9,650 | 250,000 | 60,000 | 850,000 | 350,000 | 300,000 | 7 | 4,778 | | | | | |
| Mount St. Joseph College | 20,000 | 95,529 | 91,726 | 363,097 | 176,073 | 371,808 | | | | | | | |
| University of Dubuque | 11,000 | 30,000 | 10,000 | 200,000 | 40,000 | 30,300 | 40 | | 100 | | | | |
| Wartburg Theological Seminary | 15,000 | 64,581 | 23,505 | 223,883 | 19,000 | 477,773 | 15 | | 60 | | | | |
| Parsons College | 9,745 | 37,800 | 111,750 | 249,000 | 12,000 | 232,697 | | | 160 | | | | |
| Upper Iowa University | 69,000 | 319,999 | 410,951 | 837,636 | 48,453 | 2,168,627 | | | 105 | | | | |
| Grinnell College | 9,000 | 18,000 | 231,000 | 100,000 | 20,000 | 160,000 | | | | | | | |
| Lenox College | 16,000 | 61,000 | 75,000 | 404,392 | 25,000 | 500,000 | | 11,700 | | | | | |
| Slipson College | | | | | | | | | | | | | |

| | | | | | | | | | | |
|--|--------|---------|---------|-----------|-----------|-----------|-----|-----------|-----|--|
| Ellsworth College..... | 10,237 | 45,500 | 254,000 | 163,000 | 100,000 | 220,000 | 50 | 2,200,000 | 83 | |
| Graceland College..... | 11,243 | 26,927 | 28,452 | 131,175 | 100,000 | 100,000 | 50 | 1,100,000 | 100 | |
| Western Union College..... | 7,500 | 69,021 | 15,000 | 350,000 | 100,000 | 60,000 | 60 | 1,600,000 | 100 | |
| Iowa Wesleyan College..... | 18,000 | 25,000 | 40,000 | 250,000 | 75,000 | 1,603,522 | 60 | 1,150,000 | 120 | |
| Cornell College..... | 53,000 | 104,173 | 70,268 | 377,294 | 76,221 | 270,806 | 110 | 8,569,000 | 100 | |
| Penn College..... | 10,000 | 67,946 | 56,188 | 281,448 | 115,000 | 611,017 | 100 | 200,000 | 100 | |
| Morningside College..... | 23,000 | 68,852 | 100,539 | 243,030 | 108,000 | 180,832 | 83 | 180,832 | 83 | |
| Buena Vista College..... | 12,291 | 23,720 | 31,689 | 108,000 | 40,300 | | | | | |
| Central Hollins University..... | 3,329 | 18,918 | 35,600 | 132,200 | | | | | | |
| KANSAS | | | | | | | | | | |
| St. Benedict's College..... | 50,000 | 150,000 | 86,000 | 650,000 | 100,000 | 35,000 | 7 | 3,201,000 | 60 | |
| Baker University..... | 50,808 | 121,892 | 42,132 | 270,714 | 14,223 | 766,771 | 20 | 184,955 | 75 | |
| College of Emporia..... | 10,000 | 90,465 | 45,000 | 275,000 | 58,500 | | | | 90 | |
| Kansas City University..... | 8,000 | 28,000 | 25,000 | 173,000 | 70,000 | | | | | |
| Bethany College..... | 11,000 | 73,341 | 37,563 | 119,624 | 22,000 | 210,164 | 10 | 651,000 | 80 | |
| McPherson College..... | 7,000 | 25,800 | 10,000 | 173,000 | 87,000 | 209,000 | 100 | 600,000 | 100 | |
| Bethel College..... | 7,500 | 25,000 | 10,000 | 80,120 | 31,820 | 210,000 | 28 | 1,324,000 | 80 | |
| Ottawa University..... | 12,000 | 31,456 | 26,390 | 271,916 | 10,000 | 482,454 | 1 | 3,400,000 | 100 | |
| St. Mary's College..... | 10,000 | 136,043 | 304,034 | 751,829 | 40,000 | 200,000 | 8 | 3,022,000 | 80 | |
| Kansas Wesleyan University..... | 20,500 | 51,411 | 138,750 | 245,000 | 10,000 | 146,600 | 35 | 1,200,000 | 100 | |
| Sterling College..... | 7,500 | 8,000 | 17,000 | 154,000 | 35,000 | 272,276 | 11 | 208,000 | 90 | |
| Washburn College..... | 30,000 | 91,251 | 491,903 | 293,734 | 65,000 | 58,495 | 20 | 2,000,000 | 75 | |
| Fairmount College..... | 36,000 | 47,500 | 25,000 | 253,500 | 30,000 | 312,012 | | | | |
| Friends University..... | 8,407 | 37,007 | 35,000 | 260,000 | 72,000 | | | | | |
| Southwestern College..... | 10,000 | 44,300 | 22,000 | 309,000 | | | | | | |
| KENTUCKY | | | | | | | | | | |
| Berea College..... | 38,925 | 322,986 | 204,543 | 1,014,891 | 441,607 | 1,600,777 | 25 | 5,100,000 | 50 | |
| Ogden College..... | 1,500 | 5,000 | 290,000 | 20,000 | 60,000 | 135,000 | 55 | 832,372 | 50 | |
| Centre College..... | 30,000 | 44,000 | 70,000 | 325,000 | 180,000 | 481,000 | 35 | 5,800,000 | 75 | |
| Kentucky College for Women..... | 2,500 | 7,000 | 1,100 | 240,000 | 80,500 | | | | 80 | |
| Georgetown College..... | 21,400 | 27,700 | 78,265 | 180,000 | 105,000 | | | | 75 | |
| Hamilton College for Women..... | 18,200 | 18,200 | 80,000 | 159,770 | | | | | 100 | |
| Transylvania College..... | 4,000 | 130,245 | 330,569 | 213,068 | 84,560 | 490,500 | 119 | 319,000 | 85 | |
| Jefferson School of Law..... | 1,000 | | | | | | | | | |
| Louisville College of Pharmacy..... | 1,500 | 20,000 | 20,000 | 60,000 | | | | | | |
| Presbyterian Theological Seminary of Kentucky..... | 21,181 | | | 750,000 | 75,000 | 773,085 | 30 | 3,000,000 | | |
| Southern Baptist Theological Seminary..... | 29,000 | 34,000 | 125,000 | 275,000 | 1,650,000 | | | | | |
| Bethel College..... | 8,000 | 15,000 | 15,000 | 147,778 | 50,000 | 69,313 | 2 | 1,500,000 | 75 | |
| Logan Female College..... | 1,900 | 27,000 | 75,000 | 100,000 | 50,000 | | | | | |
| St. Mary's College..... | 6,200 | 15,000 | 15,000 | 100,000 | | | | | 40 | |
| Cumberland College..... | 4,000 | 38,750 | 40,250 | 309,000 | 279,000 | 329,000 | 10 | 190,000 | 80 | |
| Asbury College..... | 5,430 | 25,000 | 150,000 | 425,250 | 160,000 | 100,000 | | | 90 | |
| Kentucky Wesleyan College..... | 6,000 | | | 250,000 | | | | | | |

\$75 to nonresidents of Vigo County.

TABLE 30.—Privately controlled universities, colleges, and professional schools—Property, fellowships and scholarships, tuition fees, 1921-22—Continued

| Institutions | 2 | 3 | 4 | 5 | 6 | 7 | 8 | 9 | Tuition fees | | | | |
|--|---------|----------|----------|-----------|-----------|------------|-----|---------|-------------------|-----------------|-------|------------|-------------|
| | | | | | | | | | Arts and sciences | Engi- neer- ing | Law | Medi- cine | Den- tistry |
| LOUISIANA | | | | | | | | | | | | | |
| Silliman College..... | 6,000 | \$10,000 | | \$75,000 | | \$150,000 | 30 | | \$50 | | | | |
| Jefferson College..... | 10,500 | 10,000 | | 150,000 | | | 5 | | 82 | | | | |
| Mansfield Female College..... | 26,000 | 400,000 | \$25,000 | 680,000 | | 80,000 | 15 | | 100 | | \$110 | | \$200 |
| Loyola University..... | 89,421 | 545,249 | 631,229 | 1,951,403 | \$445,586 | 5,361,470 | 393 | \$2,013 | 165 | | 115 | | 150 |
| Tulane University of Louisiana..... | 3,000 | 50,859 | 19,254 | 386,595 | 78,798 | | | | 60 | | | | |
| Louisiana College..... | 5,000 | | | | | | | | 90 | | | | |
| Centenary College..... | | | | | | | | | | | | | |
| MAINE | | | | | | | | | | | | | |
| Bangor Theological Seminary..... | 30,000 | 61,878 | 30,000 | 117,013 | 34,500 | 365,377 | 19 | 16,980 | 150 | | | | |
| Bowdoin College..... | 126,500 | 373,631 | | 2,417,597 | | 2,832,601 | 118 | | 150 | | | | |
| Bates College..... | 49,649 | 93,966 | 115,500 | 56,845 | 163,927 | 1,072,432 | 76 | 10,380 | 120 | | | | |
| Colby College..... | 58,768 | 45,263 | | 375,841 | | 1,108,376 | | | | | | | |
| MARYLAND | | | | | | | | | | | | | |
| St. John's College..... | 10,000 | 25,000 | | 484,000 | | 15,000 | 253 | | 100 | | | | 200 |
| Baltimore College of Dental Surgery..... | 5,883 | 16,300 | | | | | | | | | | | |
| College of Notre Dame of Maryland..... | 5,000 | | | | | | 3 | | | | | | |
| Goucher College..... | 30,000 | 356,146 | 556,268 | 1,572,180 | | 1,281,752 | 35 | 12,909 | 225 | | | | |
| Johns Hopkins University..... | 241,000 | 770,567 | 85,000 | 2,824,255 | | 16,864,002 | 207 | 25,800 | 250 | | | 300 | |
| Morgan College..... | 2,800 | 24,500 | | 422,000 | 130,000 | 64,843 | 3 | | 60 | | | | |
| Washington College..... | 6,000 | 17,000 | 35,000 | 315,000 | 85,000 | | 36 | | | | | | |
| Mount St. Mary's College..... | 25,000 | 110,000 | 100,000 | 790,000 | | 280,000 | 14 | 1,815 | 100 | | | | |
| Hood College..... | 7,000 | 81,745 | 75,482 | 548,690 | 218,780 | 107,811 | | | 150 | | | | |
| Maryland College for Women..... | 14,000 | 75,000 | 20,800 | 375,000 | 175,000 | 280,000 | 37 | 2,800 | 80 | | | | |
| Blue Ridge College..... | 4,400 | 24,955 | | | 115,000 | 75,000 | 60 | | 100 | | | | |
| Western Maryland College..... | 15,000 | 73,000 | 90,000 | 1,104,783 | 557,116 | 320,681 | 19 | | | | | | |
| Westminster Theological Seminary..... | 2,000 | 5,000 | | 200,000 | 125,000 | 10,883 | | | | | | | |

MASSACHUSETTS

| | | | | | | | | | | |
|---|-----------|-----------|-----------|------------|-----------|------------|-----|---------|-----|-----|
| Amherst College..... | 130,000 | 251,041 | 106,555 | 1,403,636 | 238,000 | 5,224,181 | 160 | 36,857 | 200 | 225 |
| Boston University..... | 78,197 | 207,967 | 1,041,050 | 1,941,050 | 109,560 | 2,656,118 | 2 | 29,348 | 200 | |
| Emmanuel College..... | 12,000 | 540,000 | 1,250,000 | 700,000 | | 589,612 | 5 | 845 | 175 | |
| Massachusetts College of Pharmacy..... | 5,522 | 78,500 | 117,200 | | | | 15 | | 100 | |
| Northwestern University..... | 1,000 | 6,500 | | | | | 4 | | 100 | |
| St. John's Boston Theological Seminary..... | 17,500 | 163,427 | 518,342 | 755,534 | 209,157 | 1,838,084 | 34 | 7,432 | 100 | |
| Simmons College..... | 34,395 | 6,000 | 100,000 | 400,000 | | | 43 | | | |
| Suffolk Law School..... | 2,500 | 4,000 | | 399,735 | | 50,744 | | | | |
| Bradford Academy..... | 8,979 | | | | | | | | | |
| Andover Theological Seminary..... | 69,620 | | | | | | | | | |
| Harvard University..... | 2,100,200 | 1,961,862 | 5,000,000 | 17,800,000 | 6,300,000 | 53,331,769 | 406 | 269,782 | 250 | 230 |
| Massachusetts Institute of Technology..... | 146,000 | | 299,264 | 8,147,332 | 331,357 | 15,786,904 | 279 | 57,955 | 300 | |
| New Church Theological School..... | 4,000 | | | | | 154,000 | 1 | | | |
| Radcliffe College..... | 49,000 | 90,000 | 358,000 | 575,000 | 300,000 | 2,250,000 | 85 | 18,207 | 250 | |
| Boston College..... | 55,000 | 300,000 | 700,000 | 800,000 | | | 206 | 30,684 | 200 | |
| Smith College..... | 88,138 | 582,464 | 845,577 | 2,771,715 | 1,328,439 | 5,359,353 | 9 | | 200 | |
| Wheaton College..... | 12,912 | 135,736 | 7,702 | 647,992 | | 848,766 | 91 | 2,725 | 200 | |
| Mount Holyoke College..... | 79,835 | 503,735 | 120,096 | 1,919,157 | 655,347 | 2,198,166 | | | | |
| Atlantic Union College..... | 3,500 | 2,445 | | 91,419 | | | 114 | 12,045 | 200 | 200 |
| Tufts College..... | 82,000 | 90,315 | 528,988 | 952,953 | 227,652 | 2,732,512 | 91 | 17,331 | 300 | |
| Wellesley College..... | 97,341 | 1,330,388 | 441,880 | 3,082,326 | 1,965,954 | 3,327,741 | 74 | 3,500 | 100 | |
| Williams College..... | 101,176 | 181,624 | | 1,904,348 | 363,500 | 3,331,145 | 42 | | 100 | |
| Clark University..... | 98,000 | 225,000 | | 800,000 | | 4,150,000 | 75 | | 100 | |
| College of the Holy Cross..... | 25,000 | 150,000 | | 1,188,486 | | 1,533,335 | | | 200 | |
| Worcester Polytechnic Institute..... | 18,750 | 528,888 | 289,200 | 1,377,688 | | 1,973,455 | | | | |
| MICHIGAN | | | | | | | | | | |
| Adrian College..... | 9,000 | 27,600 | | 357,400 | | 85,000 | | | 80 | |
| Albion College..... | 25,000 | 96,500 | 38,000 | 226,000 | | 446,634 | 23 | | 80 | |
| Alma College..... | 31,500 | 40,800 | 36,000 | 140,512 | 79,400 | 463,751 | 53 | | 80 | |
| Emmanuel Missionary College..... | 10,000 | 102,772 | 42,775 | 179,603 | 88,395 | | | | 99 | |
| University of Detroit..... | 38,000 | 115,000 | 1,985,000 | 475,000 | | 89,000 | | | 125 | |
| Hillsdale College..... | 23,600 | 37,539 | 11,500 | 148,449 | 50,000 | 497,628 | | | 85 | |
| Hope College..... | 30,000 | 85,000 | 120,000 | 201,250 | 36,500 | 697,297 | | | 40 | |
| Kalamazoo College..... | 16,000 | 54,500 | 116,000 | 187,129 | 52,000 | 74,621 | 7 | | 70 | |
| St. Mary's College..... | 14,648 | 52,000 | | 250,000 | | | | | 100 | |
| Olivet College..... | 35,000 | 155,000 | 20,000 | 737,000 | 275,000 | 76,747 | | | | |
| MINNESOTA | | | | | | | | | | |
| St. John's University..... | 40,000 | 125,000 | 150,000 | 850,000 | 150,000 | 60,000 | 54 | | 100 | |
| Augsburg Seminary..... | 8,000 | 12,800 | | 85,000 | | | | | | |
| Minnesota College of Law..... | 9,000 | 5,000 | | 207,000 | 90,000 | 84,000 | 50 | | 85 | |
| Concordia College..... | 50,000 | 788,699 | 240,364 | 1,065,561 | 345,844 | 1,425,122 | 17 | 12,710 | | |
| Carleton College..... | 18,445 | 69,312 | 61,220 | 389,700 | 121,500 | 290,732 | 60 | | | |
| St. Olaf College..... | 16,400 | 100,000 | 110,000 | 750,000 | 600,000 | 340,000 | 5 | | | |
| College of St. Catherine..... | | | | | | | | | | |

1 Colored.

TABLE 30.—Privately controlled universities, colleges, and professional schools—Property, fellowships and scholarships, tuition fees, 1921-22—Continued

| Institutions | Bound volumes in libraries | Value of libraries, scientific apparatus, machinery, and furniture | Value of grounds (including farm) | Value of buildings (including dormitories) | Value of dormitories (included in column 5) | Endowment funds | Fellowships and scholarships | Amount given in fellowships and scholarships | Tuition fees | | | | |
|-------------------------------|----------------------------|--|-----------------------------------|--|---|-----------------|------------------------------|--|-------------------|-------------|-------|----------|-----------|
| | | | | | | | | | Arts and sciences | Engineering | Law | Medicine | Dentistry |
| | 3 | 3 | 4 | 5 | 6 | 7 | 8 | 9 | 10 | 11 | 12 | 13 | 14 |
| * MINNESOTA—continued | | | | | | | | | | | | | |
| College of St. Thomas | 14,000 | \$35,000 | \$175,000 | \$528,997 | \$100,000 | \$350,000 | 26 | | \$80 | | | | |
| Concordia College | 6,000 | 15,000 | 200,000 | 300,000 | 100,000 | | | | | | | | |
| Hamline University | 24,000 | 50,000 | 80,000 | 300,000 | 250,000 | 1,000,000 | 5 | \$7,928 | 120 | | | | |
| Luther Theological Seminary | 12,000 | 50,000 | 81,478 | 150,000 | 167,163 | 190,848 | 12 | | 120 | | | | |
| Mercer College | 15,800 | 50,516 | 177,928 | 325,977 | | 1,149,284 | | | | | | | |
| St. Paul College of Law | 16,500 | 14,800 | 10,000 | \$65,500 | 60,000 | 207,800 | 21 | | 90 | | \$100 | | |
| Gustavus Adolphus College | 16,000 | 300,500 | 55,000 | 1,750,000 | 500,000 | | | | | | | | |
| College of St. Teresa | 18,000 | | | | | | | | | | | | |
| MISSISSIPPI | | | | | | | | | | | | | |
| Blue Mountain College | 6,000 | | | 300,000 | | 100,000 | 2 | | 90 | | | | |
| Hillman College | 1,000 | | | 40,000 | | | | | | | | | |
| Mississippi College | 6,000 | | | 240,000 | | 300,000 | 10 | | 63 | | | | |
| Grenada College | 2,500 | 15,000 | 35,000 | 300,000 | 150,000 | | | | | | | | |
| Mississippi Synodical College | 850 | 18,000 | 10,000 | 123,800 | | | | | | | | | |
| Rust College | 2,800 | 6,000 | 4,500 | 105,000 | 75,000 | | | | | | | | |
| Belhaven College | 3,800 | 8,000 | 50,000 | 100,000 | 60,000 | | | | 60 | | | | |
| Mississippi College | 17,000 | | 49,490 | 366,922 | 137,873 | 533,421 | 6 | 380 | | | | | |
| MISSOURI | | | | | | | | | | | | | |
| Palmer College | 2,700 | 12,839 | 10,000 | 205,000 | 80,000 | 107,255 | | | 70 | | | | |
| Missouri Wesleyan College | 10,670 | 42,150 | 67,200 | 237,500 | 91,300 | 500,000 | 25 | 980 | 60 | | | | |
| Culver-Stockton College | 11,000 | 41,000 | 20,000 | 145,000 | 75,000 | 340,000 | | | 60 | | | | |
| Bible College of Missouri | 2,339 | 3,000 | | 75,000 | | 191,903 | | | | | | | |
| Christian College | 3,778 | 21,337 | 100,000 | 302,000 | 150,000 | | | | | | | | |
| Stephens College | 6,500 | 32,000 | 117,000 | 312,000 | 240,000 | 50,600 | | | 40 | | | | |
| Central College | 14,034 | 59,210 | 43,250 | 283,000 | 127,000 | 588,592 | 3 | 800 | 150 | | | | |
| Howard-Payne College | 2,800 | 6,350 | 40,000 | 222,000 | 165,000 | 30,000 | | | 125 | | | | |
| Synodical College for Girls | 3,505 | 25,000 | 45,650 | 451,916 | 36,000 | 563,145 | 52 | | 70 | | | | |
| Westminster College | 10,000 | 39,300 | 55,424 | 251,916 | 36,206 | | | | 150 | | | | |
| William Woods College | 5,000 | 72,280 | 25,000 | 441,715 | 157,717 | 287,090 | 4 | | 150 | | | | |

| College | 1900 | 1901 | 1902 | 1903 | 1904 | 1905 | 1906 | 1907 | 1908 | 1909 | 1910 | 1911 | 1912 | 1913 | 1914 | 1915 | 1916 | 1917 | 1918 | 1919 | 2001 |
|--|---------|-----------|-----------|-----------|-----------|-----------|------|-------|------|------|------|------|------|------|------|------|------|------|------|------|------|
| Kansas City University of Physicians and Surgeons | | | | | | | | | | | | | | | | | | | | | |
| Kansas City Western-Dental College | 32,154 | 54,117 | 81,669 | 397,203 | 121,695 | 548,182 | 16 | 4,250 | 90 | | | | | | | | | | | | |
| William Jewell College | 17,399 | 72,669 | 50,000 | 133,888 | 24,000 | 332,164 | | | 75 | | | | | | | | | | | | |
| Missouri Valley College | 2,500 | 43,000 | 40,000 | | | | | | 150 | | | | | | | | | | | | |
| Hardin College | 2,819 | 12,000 | 20,000 | 280,000 | 185,136 | 30,000 | 3 | 9,160 | 60 | | | | | | | | | | | | |
| Cottey College | 30,000 | 229,646 | 146,791 | 439,481 | 265,000 | 1,040,553 | 300 | | 300 | | | | | | | | | | | | |
| Park College | 6,500 | 123,884 | 85,000 | 900,000 | 265,000 | 1,356,434 | 1 | | | | | | | | | | | | | | |
| Lindenwood College | 10,000 | 10,109 | 49,240 | 199,023 | | | | | | | | | | | | | | | | | |
| Concordia Theological Seminary | | | | | | | | | | | | | | | | | | | | | |
| Eden Theological Seminary of the Evangelical Church in North America | 8,500 | | 8,000 | 50,000 | | | 2 | | | | | | | | | | | | | | |
| St. Louis College of Physicians and Surgeons | 10,000 | 15,000 | 8,000 | 50,000 | | | | | | | | | | | | | | | | | 200 |
| St. Louis University | 97,000 | | 221,080 | 732,762 | 329,423 | | | 1,850 | 200 | | | | | | | | | | | | |
| The Principia | 6,000 | 138,752 | 773,850 | 3,564,845 | 656,822 | 9,480,634 | 188 | | 200 | | | | | | | | | | | | |
| Washington University | 198,110 | 1,425,490 | 26,000 | 150,000 | 228,752 | | 1 | 2,000 | 200 | | | | | | | | | | | | 200 |
| Xenia Theological Seminary | 15,000 | 20,000 | 26,000 | 150,000 | | | | | | | | | | | | | | | | | |
| Drury College | 30,000 | 30,000 | 280,000 | 275,000 | 50,000 | 665,000 | | 1,500 | 100 | | | | | | | | | | | | |
| Tarkio College | 10,027 | 30,000 | 15,000 | 110,000 | 50,000 | 434,611 | 4 | | 60 | | | | | | | | | | | | |
| Central Wesleyan College | 12,000 | 46,000 | 50,000 | 167,000 | 35,000 | 376,642 | 15 | 2,440 | 52 | | | | | | | | | | | | |
| Loretto College | 9,000 | | 50,000 | 810,000 | | | 11 | | | | | | | | | | | | | | |
| MONTANA | | | | | | | | | | | | | | | | | | | | | |
| Montana Wesleyan College | 6,000 | 15,000 | 6,000 | 180,000 | 115,000 | 234,000 | 4 | 320 | 80 | | | | | | | | | | | | |
| Mount St. Charles College | 5,110 | 81,000 | 50,000 | 700,000 | | | 15 | 2,000 | 60 | | | | | | | | | | | | |
| NEBRASKA | | | | | | | | | | | | | | | | | | | | | |
| Dana College | 4,000 | 11,000 | 28,512 | 80,000 | 74,088 | 334,397 | | 931 | 85 | | | | | | | | | | | | |
| Union College | 8,500 | 78,406 | 105,925 | 217,346 | 50,000 | | | | 80 | | | | | | | | | | | | |
| Doane College | 14,835 | 41,599 | 75,000 | 199,181 | 25,000 | 100,000 | | 1,000 | 90 | | | | | | | | | | | | |
| Midland College | 18,000 | 40,000 | 10,400 | 265,000 | 47,743 | 134,507 | 10 | 110 | 70 | | | | | | | | | | | | |
| Grand Island College | 9,000 | 17,549 | 40,800 | 111,224 | 78,009 | 242,950 | 27 | | 80 | | | | | | | | | | | | |
| Hastings College | 7,102 | 41,695 | 40,800 | 189,187 | 55,000 | 2,265,000 | | | 0 | | | | | | | | | | | | |
| Craigton University | 2,926 | 310,485 | 123,000 | 1,056,000 | | | | | 150 | | | | | | | | | | | | 175 |
| DuChesne College | 8,000 | 30,000 | 100,000 | 400,000 | | | | 408 | 140 | | | | | | | | | | | | |
| Presbyterian Theological Seminary | 7,000 | 7,928 | 30,000 | 59,500 | | | | | | | | | | | | | | | | | |
| Nebraska Wesleyan University | 13,300 | 62,230 | 115,000 | 280,000 | | | | | 100 | | | | | | | | | | | | |
| York College | 3,500 | 4,750 | 43,000 | 70,000 | 20,000 | 97,207 | 1 | | | | | | | | | | | | | | |
| NEW HAMPSHIRE | | | | | | | | | | | | | | | | | | | | | |
| Dartmouth College | 170,000 | 428,857 | 3,460,683 | 1,152,972 | 5,971,546 | | 4 | 3,850 | 250 | | | | | | | | | | | | 250 |
| St. Anselm's College | 12,000 | | | | | | | | | | | | | | | | | | | | |
| NEW JERSEY | | | | | | | | | | | | | | | | | | | | | |
| College of St. Elizabeth | 14,000 | 270,425 | 39,000 | 519,355 | 227,000 | 1,730,000 | 10 | 3,200 | 150 | | | | | | | | | | | | |
| Stevens Institute of Technology | 13,500 | 175,000 | 735,000 | 960,000 | 75,000 | | 19 | | | | | | | | | | | | | | |

1 Colored.



TABLE 30.—Privately controlled universities, colleges, and professional schools—Property, fellowships and scholarships, tuition fees, 1921-22—Continued

| Institutions | 2 | 3 | 4 | 5 | 6 | 7 | 8 | 9 | Tuition fees | | | | | | | | |
|---|---------|----------|-----------|-----------|-----------|------------|-----|---------|-------------------|-----------------|-------|------------|-------------|--|--|--|--|
| | | | | | | | | | Arts and sciences | Engi- neer- ing | Law | Medi- cine | Den- tistry | | | | |
| NEW JERSEY—continued | | | | | | | | | | | | | | | | | |
| Upsala College..... | 5,000 | \$10,170 | | \$52,000 | | | 2 | | | | | | | | | | |
| Drew Theological Seminary..... | 135,000 | 10,000 | \$3,000 | 35,000 | | \$800,100 | 3 | \$9,500 | | | | | | | | | |
| New Jersey College of Pharmacy..... | 2,000 | 3,048 | 20,150 | 34,269 | | | 6 | | | | \$175 | | | | | | |
| New Jersey Law School..... | 120,000 | 442,000 | 588,812 | 1,997,630 | \$254,500 | 1,490,860 | 386 | 61,700 | | | \$200 | | | | | | |
| Rutgers College..... | 56,000 | | | | | | | | | | | | | | | | |
| Theological Seminary of the Reformed Church in America..... | 112,423 | | | 710,181 | | 3,724,772 | 15 | 28,088 | | | 300 | | | | | | |
| Pinceton Theological Seminary..... | 469,506 | | | | | 12,943,126 | 273 | | | | 65 | | | | | | |
| Princeton University..... | 25,000 | | | | | | | | | | | | | | | | |
| Seton Hall College..... | | | | | | | | | | | | | | | | | |
| NEW YORK | | | | | | | | | | | | | | | | | |
| Alfred University..... | 25,000 | 123,900 | 30,200 | 371,970 | 47,000 | 571,205 | 130 | 5,856 | | | 103 | | | | | | |
| St. Stephen's College..... | 47,910 | 151,000 | 662,500 | 310,000 | 314,025 | | 20 | 50 | | | 150 | | | | | | |
| Anbun Theological Seminary..... | 40,981 | 45,000 | 45,000 | 449,077 | 65,000 | 1,045,196 | 39 | 10,908 | | | 300 | | | | | | |
| Wells College..... | 42,000 | 173,965 | 19,500 | 314,348 | | 838,675 | | 8,549 | | | 200 | | | | | | |
| Adelphi College..... | 18,811 | 16,574 | 60,000 | 38,500 | | 155,197 | | | | | 200 | | | | | | |
| Brooklyn College of Pharmacy..... | 4,050 | 16,100 | 135,000 | 2,214,545 | | 569,612 | 4 | 1,040 | | | 250 | | | | | | |
| Long Island College Hospital..... | 3,000 | 103,750 | 526,000 | 552,200 | | 804,172 | | | | | | | | | | | |
| Polytechnic Institute of Brooklyn..... | 13,000 | 297,527 | 245,000 | 225,000 | | 200,000 | 4 | | | | 100 | | | | | | |
| St. Francis College..... | 6,470 | 15,832 | 450,000 | 950,000 | | | | | | | 120 | | | | | | |
| St. John's College..... | 20,000 | 165,000 | 450,000 | 125,000 | | 320,465 | | 19,574 | | | 150 | | | | | | |
| St. Joseph's College for Women..... | 1,600 | 12,658 | 135,000 | 350,000 | | 83,820 | 2 | 360 | | | 150 | | | | | | |
| Caulsius College..... | 11,000 | 190,000 | 250,000 | | | | | | | | | | | | | | |
| De Lancy Divinity School..... | 4,445 | 5,000 | 1175,000 | 260,000 | | | | | | | 150 | | | | | | |
| D'Youville College..... | 10,000 | 127,140 | 1,174,312 | 1,143,163 | | 1,199,650 | 4 | | | | 200 | | | | | | |
| University of Buffalo..... | 36,287 | 239,090 | 1,102,206 | 74,300 | | 896,585 | 24 | | | | 150 | | | | | | |
| St. Lawrence University..... | 33,000 | 74,300 | 80,000 | 783,720 | | 2,392,310 | 104 | 8,620 | | | 100 | | | | | | |
| Hamilton College..... | 94,500 | 130,000 | 80,000 | 463,680 | 175,000 | 330,263 | 147 | 15,463 | | | 195 | | | | | | |
| Elmira College..... | 17,520 | 60,000 | 68,000 | 400,748 | 132,000 | 505,069 | 70 | | | | 120 | | | | | | |
| Hobart College..... | 71,000 | | | | | | | | | | | | | | | | |

| | | | | | | | | | | | |
|---|---------|-----------|-----------|-----------|-----------|------------|-----|---------|-----|-----|-----|
| Colgate University | 90,000 | 104,478 | 125,000 | 775,000 | 200,000 | 3,328,091 | 98 | 15,000 | 180 | | |
| Hartwick Seminary | 2,500 | 10,000 | 14,300 | 40,000 | | 60,000 | 1 | | | | |
| Cornell University | 671,352 | 3,157,120 | 409,175 | 7,485,110 | | 17,633,280 | | | 150 | | |
| College of New Rochelle | 8,820 | 75,506 | 79,557 | 462,125 | | 23,007 | 102 | | 262 | | 250 |
| Barnard College | 16,600 | | 1,165,000 | 1,361,844 | | 2,598,064 | 40 | | | | |
| Biblical Seminary in New York | 14,328 | 72,279 | 330,970 | 383,447 | | 10,000 | | | 200 | | |
| College of Dental and Oral Surgery | | 28,983 | 128,915 | 372,372 | | | | | | | |
| College of Mount St. Vincent | 14,264 | 128,661 | 499,500 | 500,000 | | | | | | | |
| College of the Sacred Heart | 10,200 | 24,250 | 962,000 | 250,000 | | | | | | | |
| Columbia University | 876,744 | 3,522,000 | 6,279,733 | 6,897,461 | 1,021,461 | 41,200,909 | 243 | 213,447 | | 150 | |
| Cooper Union | 47,919 | | 1,913,000 | 6,883,869 | 155,400 | 4,644,897 | 47 | | | | |
| Fordham University | 110,000 | 243,000 | 1,027,000 | 554,088 | 456,587 | 2,454,974 | 61 | 26,072 | | | |
| General Theological Seminary of the Protestant Episcopal Church | 67,250 | 127,712 | 84,351 | 125,000 | | 104,000 | | | 130 | | |
| Jewish Theological Seminary of America | 65,929 | 31,000 | 360,000 | 144,000 | | | | | | | |
| Manhattan College | 14,226 | 52,072 | | 272,830 | | | | | | | |
| New York College of Dentistry | 1,900 | | | | | | | | | | 250 |
| New York Homeopathic Medical College and Flower Hospital | 14,000 | | | | | | | | | | |
| New York University | 163,228 | 554,326 | 1,264,940 | 2,975,274 | 260,164 | 2,761,449 | 124 | 23,758 | 240 | 180 | 350 |
| Union Theological Seminary | 134,066 | 200,000 | 100,000 | 500,000 | 200,000 | | 50 | | | | 300 |
| Niagara University | 6,040 | 59,122 | 23,177 | 134,168 | | 364,500 | | | | 150 | |
| Clarkson College of Technology | 120,430 | 536,225 | 108,700 | 3,302,525 | 1,425,172 | 4,843,274 | | 2,300 | | | |
| Vassar College | 49,000 | 118,355 | 781,529 | 3,326,874 | 200,000 | 1,852,685 | 84 | 13,388 | | | |
| Rochester Theological Seminary | 93,694 | 278,944 | 75,350 | 1,129,908 | 34,682 | 12,887,281 | 127 | 20,374 | | | |
| University of Rochester | 16,000 | 427,720 | 132,746 | 799,800 | 435,524 | 305,612 | 26 | 1,230 | | | |
| St. Bonaventure's College | 10,322 | 148,764 | 178,000 | 679,500 | 225,000 | 2,080,606 | 70 | 9,076 | 150 | 250 | 220 |
| Skidmore College | 63,250 | 126,200 | 441,640 | 4,217,938 | 369,796 | 2,071,910 | 812 | 32,899 | 225 | 275 | 275 |
| Union University | 113,968 | 831,841 | 159,401 | 1,463,715 | 203,076 | 2,298,718 | 25 | 1,000 | | 150 | 225 |
| Syracuse University | 9,000 | 406,081 | 65,000 | 379,720 | | 808,000 | | | | | |
| Marymount College | 14,378 | 78,161 | 65,000 | | | | | | | | |
| Rensselaer Polytechnic Institute | 2,147 | | | | | | | | | | |
| Russell Sage College | | | | | | | | | | | |
| NORTH CAROLINA | | | | | | | | | | | |
| College of St. Genevieve of the Pines | 12,000 | 11,509 | 35,000 | 140,000 | | 204,000 | | | | | |
| Johnson C. Smith University ¹ | 9,000 | 30,639 | 80,000 | 138,575 | 26,500 | | | 4,500 | | | |
| Queens College | 3,000 | 30,000 | 75,000 | 250,000 | 80,000 | 30,000 | | | 100 | | |
| Davidson College | 27,873 | 104,138 | 44,278 | 312,375 | | 106,343 | 39 | | 100 | | |
| Elon College | 12,000 | 112,750 | 86,000 | 377,000 | | 287,248 | 23 | 1,340 | 63 | | |
| Greensboro College for Women | 8,500 | 61,156 | 100,000 | 411,000 | 75,000 | 121,800 | 37 | | 100 | | |
| Gulford College | 8,507 | 26,800 | 48,800 | 264,400 | 150,000 | 210,000 | 3 | 1,800 | 68 | | |
| Lenoir College | 8,000 | | 23,900 | 233,900 | | 320,000 | | | | | |
| Davenport College | 3,000 | 24,500 | 25,000 | 89,000 | 79,000 | 150,000 | | | 75 | | |
| Louisburg College | 2,000 | 13,208 | 22,626 | 62,500 | 100,000 | 10,000 | | | 60 | | |
| Catawba College | 3,000 | 9,000 | 25,000 | 159,000 | 55,000 | 85,000 | 25 | | 50 | | |
| McCredith College | 10,100 | 62,574 | 104,000 | 226,500 | 100,000 | 371,513 | 6 | | 80 | | |
| Peace Institute | 3,000 | 50,000 | 20,000 | 220,000 | | | 8 | | 100 | | |
| Shaw University ¹ | 5,450 | | | 500,000 | | 54,000 | 1 | | 36 | | |
| Flora Macdonald College | 6,123 | 36,656 | 33,944 | 110,436 | 70,000 | 160,000 | 9 | | | | |
| Rutherford College | 1,500 | | | | | | | | | | |

¹ Colored.

B

A

TABLE 30.—Privately controlled universities, colleges, and professional schools—Property, fellowships and scholarships, tuition fees, 1921-22—Continued

| Institutions | 1 | 2 | 3 | 4 | 5 | 6 | 7 | 8 | 9 | Tuition fees. | | | | | | | |
|---|---|--------|----------|----------|-----------|----------|-----------|----|---------|-------------------|-----------------|-----|------------|-------------|--|--|-------|
| | | | | | | | | | | Arts and sciences | Engi- neer- ing | Law | Medi- cine | Den- tistry | | | |
| NORTH CAROLINA—continued | | | | | | | | | | | | | | | | | |
| Wake Forest College | | 27,000 | \$30,000 | \$46,000 | \$182,000 | \$72,000 | \$698,000 | 80 | | \$100 | | | | | | | |
| Atlantic Christian College | | 3,000 | 12,000 | 30,000 | 70,000 | 60,000 | 45,898 | 8 | \$4,000 | 80 | | | | | | | |
| Salem College | | 8,500 | 45,000 | 75,000 | 255,669 | 155,000 | 292,053 | | | 125 | | | | | | | |
| NORTH DAKOTA | | | | | | | | | | | | | | | | | |
| Fargo College | | 10,500 | 60,000 | 60,000 | 285,030 | 95,000 | 565,502 | 10 | | 70 | | | | | | | |
| Jamestown College | | 7,000 | 62,653 | 42,000 | | | | | | | | | | | | | |
| OHIO | | | | | | | | | | | | | | | | | |
| Ohio Northern University | | 8,386 | 127,000 | 40,500 | 264,000 | 117,992 | 152,760 | 4 | 3,275 | 136 | \$136 | 109 | | | | | |
| Mount Union College | | 26,000 | 178,559 | 126,952 | 418,775 | 117,992 | 584,165 | 2 | 60 | 150 | | | | | | | |
| Ashland College | | 16,000 | 152,468 | 115,000 | 876,500 | 230,000 | 215,000 | 15 | 2,081 | 100 | | | | | | | |
| Baldwin-Wallace College | | 18,000 | 43,841 | 14,000 | 135,800 | 40,000 | 785,450 | 3 | 1,322 | 125 | | | | | | | |
| Bluffton College | | 6,000 | 9,000 | 5,000 | 40,000 | | 225,203 | 20 | | 100 | | | | | | | |
| Cedarville College | | 4,500 | 12,000 | 20,000 | 15,000 | | 148,589 | | | 50 | | | | | | | \$200 |
| Cincinnati College of Dental Surgery | | 5,000 | 15,000 | 150,000 | 100,000 | | | 21 | | | | | | | | | |
| Cincinnati College of Pharmacy | | 6,000 | 6,000 | | 61,000 | | 10,000 | | | | | | | | | | |
| College and Academy of the Sacred Heart | | 1,500 | 6,000 | | 373,970 | | 580,600 | | | | | | | | | | 160 |
| Eclectic Medical College | | 21,383 | 10,000 | | 40,000 | | 10,000 | | | | | | | | | | |
| Lane Theological Seminary | | 39,000 | 165,000 | 970,000 | 725,000 | | 2,996,195 | 17 | 4,750 | 80 | 300 | 60 | | | | | 215 |
| Ohio College of Dental Surgery | | 15,250 | 322,601 | 423,408 | 525,021 | | | | | | | | | | | | |
| St. Xavier College | | 18,000 | 65,063 | 233,600 | 218,000 | | 4,148,840 | 24 | 500 | 200 | 200 | 200 | | | | | 250 |
| Casa School of Applied Science | | 10,000 | 907,453 | 782,929 | 3,075,611 | 58,000 | | 16 | | 50 | | | | | | | |
| St. Ignace College | | 9,000 | 25,000 | 80,000 | 300,000 | 100,000 | 290,000 | 85 | | | | | | | | | |
| Western Reserve University | | 6,500 | 9,000 | | 50,859 | | 409,276 | 5 | | | | | | | | | |
| Capital University | | | | | | | | | | | | | | | | | |
| Bonebrake Theological Seminary | | 10,900 | 11,350 | 40,000 | 103,000 | 73,000 | 114,787 | | | 80 | 80 | 80 | | | | | |
| Central Theological Seminary of the Re- formed Church in the United States | | 13,000 | 247,383 | 290,000 | 1,515,200 | 255,000 | | | | | | | | | | | |
| University of Dayton | | | | | | | | | | | | | | | | | |

| | | | | | | | | | |
|--|---------|---------|-----------|---------|-----------|-----|--------|-----|--|
| Defiance College..... | 53,430 | 25,000 | 283,500 | 90,000 | 362,735 | 60 | 2,000 | 100 | |
| Ohio Wesleyan University..... | 218,000 | 73,300 | 1,077,700 | 219,000 | 1,574,300 | 243 | 27,200 | 130 | |
| Purdue College..... | 38,000 | 74,117 | 594,554 | 497,500 | 1,155,646 | 27 | 7,312 | 60 | |
| Kenyon College..... | 19,500 | 31,580 | 280,237 | 62,000 | 732,729 | 120 | 1,000 | 100 | |
| Elram College..... | 83,220 | 125,000 | 201,000 | 20,000 | 1,030,483 | 100 | 1,000 | 100 | |
| Marletta College..... | 8,500 | 86,900 | 698,027 | 200,000 | 315,041 | 200 | 40,482 | 200 | |
| Moskum College..... | 230,664 | 386,597 | 1,683,662 | 269,900 | 2,934,254 | 19 | | 125 | |
| Oberlin College..... | 56,995 | 35,000 | 10,500 | | | 11 | 15,000 | 150 | |
| Oxford College for Women..... | 22,700 | 33,900 | 463,200 | | 537,687 | 21 | 2,327 | 200 | |
| Western College for Women..... | 15,306 | 62,500 | 452,099 | 120,967 | 220,608 | 30 | 8,000 | 100 | |
| Lake Erie College..... | 26,650 | 240,000 | 523,300 | 178,000 | 600,000 | 18 | | 100 | |
| Wittenberg College..... | 18,000 | 110,000 | 425,500 | 153,500 | 591,417 | | | 110 | |
| Heidelberg University..... | 32,000 | 63,000 | 519,877 | 86,871 | 351,567 | | | 100 | |
| Otterbein University..... | 6,000 | 60,500 | 125,000 | 40,000 | 150,000 | | | 100 | |
| Williamson College..... | 48,000 | 140,948 | 955,403 | 315,000 | 1,335,795 | | | 100 | |
| College of Wooster..... | 12,000 | 7,000 | 85,000 | 35,000 | | | | 50 | |
| Antioch College..... | | | | | | | | | |
| OKLAHOMA | | | | | | | | | |
| Phillips University..... | 8,920 | 32,000 | 275,000 | 60,000 | 924,639 | 80 | | 50 | |
| Oklahoma Baptist University..... | 4,000 | 60,000 | 220,000 | 120,000 | | 104 | | 50 | |
| University of Tulsa..... | | | | | | | | | |
| OREGON | | | | | | | | | |
| Albany College..... | 9,972 | 54,300 | 20,000 | 4,000 | 263,918 | 10 | | 50 | |
| Eugene Bible University..... | 6,585 | 35,000 | 178,700 | 34,000 | 365,000 | | | 50 | |
| Pacific University..... | 20,190 | 50,000 | 187,000 | 75,000 | 163,000 | | | 100 | |
| Lindfield College..... | 7,500 | 11,049 | 75,159 | 42,500 | 270,271 | | | 75 | |
| Columbia College..... | 1,000 | 10,000 | 105,000 | 20,000 | 15,000 | 15 | | 60 | |
| Columbia College..... | 3,681 | 9,240 | 85,000 | 10,000 | 215,000 | | | 60 | |
| Pacific College..... | 1,100 | 50,000 | 144,000 | | | | | 205 | |
| North Pacific College..... | 20,000 | 169,420 | 492,533 | 192,221 | 1,505,897 | | | 125 | |
| Reed College..... | 15,000 | 4,000 | 15,000 | | | | | 50 | |
| St. Mary's College..... | 4,000 | 250,000 | 301,000 | | 525,000 | 11 | | 60 | |
| Kimball School of Theology..... | 13,230 | | | | | | | | |
| Williamette University..... | | | | | | | | | |
| PENNSYLVANIA | | | | | | | | | |
| Cedar Crest College for Women..... | 5,000 | 31,484 | 272,203 | 178,832 | 1,755 | 5 | 1,373 | 200 | |
| Muhlenberg College..... | 25,000 | 500,000 | 349,710 | 73,898 | 438,672 | 60 | | 125 | |
| Lebanon Valley College..... | 9,000 | 34,500 | 235,750 | 99,000 | 324,360 | 23 | 7,605 | 125 | |
| St. Vincent College..... | 50,000 | 400,000 | 850,000 | 500,000 | | 7 | 2,100 | 60 | |
| Beaver College..... | 5,000 | 22,000 | 85,000 | | | | | | |
| Geneva College..... | 13,096 | 70,000 | 555,000 | 215,000 | 274,198 | | | | |
| Lehigh University..... | 103,512 | 100,000 | 2,000,000 | 162,000 | 3,155,009 | | | 300 | |
| Moravian College and Theological Seminary..... | 18,000 | 50,000 | 325,000 | | 148,752 | 35 | | 150 | |
| Morsavian Seminary and College for Women..... | 5,000 | 25,000 | 100,000 | 40,741 | | 16 | 1,050 | 150 | |
| Bryn Mawr College..... | 98,000 | 100,783 | 1,714,956 | 641,016 | 5,586,433 | 125 | 43,902 | 300 | |

TABLE 30.—Privately controlled universities, colleges, and professional schools—Property, fellowships and scholarships, tuition fees, 1921-22—Continued

| Institutions | 2 | 3 | 4 | 5 | 6 | 7 | 8 | 9 | Tuition fees | | | | Den- tistry | |
|---|---------|-----------|-----------|-----------|------------|------------|-----|---------|-------------------------|-----------------------|-----|---------------|----------------|-------|
| | | | | | | | | | Arts and sciences | Engi- neer- ing | Law | Medi- cine | | |
| PENNSYLVANIA—continued | | | | | | | | | | | | | | |
| Dickinson College..... | | | | | | | | | \$160 | | | | | |
| Wilson College..... | | | | | | | | \$5,862 | | | | | | |
| Crozer Theological Seminary..... | | | | | | | | | | | | | | |
| Ursinus College..... | | | | | | | | | 180 | | | | | |
| Lansyette College..... | | | | | | | | | 200 | \$250 | | | | |
| Gettysburg College..... | | | | | | | | | 150 | 150 | | | | |
| Theological Seminary of the General Synod of Ev. Luth. Church in the U. S. | | | | | | | | | | | | | | |
| Seton Hill College for Women..... | | | | | | | | 3,000 | | | | | | |
| Teitel College..... | | | | | | | | | 150 | | | | | |
| Grove City College..... | | | | | | | | | 150 | | | | | |
| Haverford College..... | | | | | | | | | 120 | | | | | |
| Juniata College..... | | | | | | | | | 200 | | | | | |
| Franklin and Marshall College..... | | | | | | | | | 180 | | | | | |
| Bucknell University..... | | | | | | | | | 180 | 180 | | | | |
| Lincoln University..... | | | | | | | | | 80 | | | | | |
| St. Francis College..... | | | | | | | | | | | | | | |
| Allegheny College..... | | | | | | | | | 200 | | | | | |
| Irving Female College..... | | | | | | | | | 100 | | | | | |
| Albright College..... | | | | | | | | | 100 | | | | | |
| Westminster College..... | | | | | | | | | 150 | | | | | |
| Drexel Institute..... | | | | | | | | | | | | | | |
| Dropsie College..... | | | | | | | | | | | | | | |
| Eshenmann Medical College and Hospital of Philadelphia..... | | | | | | | | | | | | | \$2.00 | |
| Jefferson Medical School..... | | | | | | | | | | | | | 325 | |
| Le Salle College..... | | | | | | | | | 150 | | | | | |
| Lutheran Theological Seminary at Phila- delphia..... | | | | | | | | 700 | | | | | | |
| Philadelphia College of Pharmacy..... | | | | | | | | | | | | | | |
| St. Joseph's College..... | | | | | | | | | 100 | | | | | |
| Temple University..... | | | | | | | | | 100 | | | | | |
| University of Pennsylvania..... | | | | | | | | | 275 | | | | \$125 | \$175 |
| | 528,729 | 5,046,029 | 2,968,634 | 6,004,111 | 12,720,876 | 12,720,876 | 284 | 21,850 | 275 | 325 | 275 | 325 | 150 | 276 |

| | | | | | | | | | | | |
|--|---------|---------|-----------|-----------|---------|-----------|-----|--------|-----|-----|-----|
| Woman's Medical College of Pennsylvania | 1,210 | 27,000 | 700,000 | 470,207 | 300,000 | 671,000 | 34 | 9,017 | 100 | 160 | 250 |
| Carnegie Institute of Technology | (2) | 965,000 | 1,000,000 | 4,550,000 | 500,000 | 1,700,000 | 270 | | 200 | | |
| Duquesne University of the Holy Ghost | 10,000 | 50,000 | 1,300,000 | 350,000 | | 50,000 | 6 | 1,000 | 100 | | |
| Pennsylvania College for Women | 5,800 | 125,000 | 25,000 | 100,000 | | 312,350 | 8 | 2,225 | 210 | 210 | 260 |
| Pittsburgh Theological Seminary | 15,000 | 20,000 | 2,083,102 | 1,949,472 | | 988,877 | 66 | 2,867 | | | |
| University of Pittsburgh | 75,000 | 539,857 | 100,000 | 481,739 | | 578,083 | | | | | |
| Western Theological Seminary | 40,000 | 164,000 | 115,000 | 300,000 | | 500,000 | | | 100 | | |
| Marywood College | 14,700 | 45,000 | 40,000 | 330,000 | | 260,000 | 28 | 4,000 | 125 | | |
| Susquehanna University | 30,000 | 100,319 | 767,632 | 848,088 | | 2,430,859 | 10 | 16,300 | 250 | | |
| Swarthmore College | 40,000 | 179,300 | 800,000 | 1,800,000 | | 358,298 | 6 | | 150 | | |
| Villanova College | 13,700 | 67,285 | 161,700 | 360,803 | | 86,553 | 93 | 1,900 | 80 | | |
| Washington and Jefferson College | 34,743 | 67,285 | 50,000 | 325,000 | | 1,014,710 | 3 | 225 | 75 | | |
| Waynesburg College | 10,000 | 48,500 | 50,000 | 325,000 | | 90,368 | | | | | |
| RHODE ISLAND | | | | | | | | | | | |
| Brown University | 305,000 | 8,000 | 100,000 | 400,000 | | 7,069,567 | 5 | 56,000 | 250 | | |
| Providence College | 3,600 | | | | | | | | 100 | | |
| Rhode Island College of Pharmacy and Allied Sciences | 500 | 5,000 | | 15,000 | | | 28 | | | | |
| SOUTH CAROLINA | | | | | | | | | | | |
| Presbyterian College of South Carolina | 6,000 | 38,766 | 83,856 | 320,059 | | 94,059 | 19 | | 50 | | |
| Benedict College | 6,000 | 20,000 | 250,000 | 201,000 | | 97,000 | | 150 | | | |
| Columbia Theological Seminary | 31,000 | 11,000 | 54,500 | 92,079 | | 278,131 | 38 | 3,715 | | | |
| Southern Lutheran Theological Seminary | 5,500 | 6,000 | 6,000 | 70,000 | | 65,000 | | | 60 | | |
| Erskine College | 10,000 | 23,500 | 12,500 | 134,000 | | 207,566 | | | 80 | | |
| Woman's College of Due West | 6,000 | | | 1,000,000 | | 131,277 | | | 100 | | |
| Furman University | 14,000 | | 125,000 | 302,800 | | 31,200 | 21 | 1,200 | 60 | | |
| Greenville Woman's College | 3,050 | 54,260 | 125,000 | 200,000 | | | | | | | |
| Lander College | 7,250 | 8,603 | 50,000 | 482,220 | | 361,665 | 2 | | | | |
| Coker College for Women | 6,216 | 20,000 | 20,000 | 120,000 | | 60,000 | | | 50 | | |
| Newberry College | 12,000 | 83,688 | 180,000 | 508,275 | | 463,000 | 26 | | 100 | | |
| Converse College | 10,000 | 50,000 | 225,000 | 700,000 | | 193,000 | | | 60 | | |
| Wofford College | 22,000 | | | | | | | | | | |
| SOUTH DAKOTA | | | | | | | | | | | |
| Huron College | 11,840 | 28,100 | 126,000 | 243,197 | | 579,842 | 12 | | 100 | | |
| Dakota Wesleyan University | 17,043 | 44,128 | 41,903 | 403,332 | | 306,708 | 5 | 7,346 | 100 | | |
| Stoux Falls College | 4,000 | 9,440 | 30,000 | 95,000 | | 205,974 | | | 100 | | |
| Westington Springs Junior College | 1,200 | 10,000 | 6,400 | 100,000 | | 50,000 | | 164 | 40 | | |
| Yankton College | 12,000 | 32,294 | 80,346 | 214,592 | | 515,964 | 23 | 2,536 | 100 | | |
| TENNESSEE | | | | | | | | | | | |
| King College | 6,000 | 6,000 | 20,000 | 70,000 | | 40,000 | | | | | |
| Chattanooga Law School | 11,000 | 26,000 | 249,888 | 316,004 | | 501,366 | | | 130 | 80 | |
| University of Chattanooga | 10,716 | 63,750 | 25,000 | 215,000 | | 359,822 | 23 | 1,250 | 130 | | |
| Southwestern Presbyterian University | 16,000 | | | | | | | | | | |

¹ Use is made of the adjacent Carnegie Library of Pittsburgh, which contains 450,000 volumes.

¹ Colored.

TABLE 30.—Privately controlled universities, colleges, and professional schools—Property, fellowships and scholarships, tuition fees, 1921-22—Continued

| Institutions | 2 | 3 | 4 | 5 | 6 | 7 | 8 | 9 | Tuition fees | | | | | |
|---|--------|----------|----------|-----------|-----------|-----------|----|---------|-------------------|-------|-------|-------|-------|-----|
| | | | | | | | | | Arts and sciences | 10 | 11 | 12 | 13 | 14 |
| TENNESSEE—continued | | | | | | | | | | | | | | |
| Tusculum College..... | 10,000 | \$59,021 | \$48,700 | \$244,911 | \$107,100 | \$620,383 | 13 | \$1,689 | \$40 | | | | | |
| Lincoln Memorial University..... | 6,000 | 25,866 | 64,423 | 262,305 | 136,429 | 712,985 | | | 48 | | | | | |
| Lane College 1..... | 3,110 | 27,500 | | 225,000 | 225,000 | 28,750 | 20 | 2,000 | 85 | | | | | |
| Union University..... | 10,000 | 35,000 | 50,000 | 425,000 | 225,000 | 139,485 | 45 | | 40 | | | | | |
| Carson and Newman College..... | 9,000 | 25,000 | 15,000 | 226,602 | 323,092 | 60,000 | 15 | 400 | 40 | | | | | |
| Johnson Bible School..... | 4,000 | 8,000 | 40,000 | 150,000 | 45,000 | | | | | | | | | |
| Knorrville College 1..... | 5,000 | 30,457 | 53,669 | 103,534 | 33,000 | | | | | | | | | |
| Cumberland University..... | 2,100 | 32,708 | 53,000 | 170,000 | 50,000 | 74,187 | | | 60 | | \$125 | | | |
| Etwaasee College..... | 4,000 | 56,000 | | 56,000 | | | | | | | | | | |
| Maryville College..... | 21,000 | 84,450 | 84,522 | 366,500 | 163,000 | 803,702 | | | 64 | | | | | |
| Milligan College..... | 2,500 | 10,000 | 20,000 | 290,000 | 190,000 | | 49 | 7,501 | 100 | | | | | |
| Tennessee College..... | 5,000 | 34,484 | 101,582 | 214,085 | 164,000 | 19,000 | | | | | | | | |
| Fisk University 1..... | 13,000 | 94,521 | 77,851 | 343,903 | 230,000 | 280,333 | | | 54 | | | | | |
| McBarr Medical College 1..... | 1,000 | | | 300,000 | | | | | | | | | | |
| Vanderbilt University..... | 80,000 | 413,470 | 421,625 | 1,039,490 | 256,921 | 4,794,820 | | 4,000 | 150 | \$150 | 175 | \$152 | \$152 | 215 |
| Martin College..... | 1,150 | 10,000 | 40,000 | 86,000 | 80,000 | 30,000 | | | 80 | | | | | |
| University of the South..... | 39,377 | 214,217 | 150,610 | 576,288 | 187,579 | 1,120,433 | 34 | 7,564 | 120 | 120 | | | | |
| TEXAS | | | | | | | | | | | | | | |
| Ablene Christian College..... | 8,000 | 53,240 | 41,000 | 180,300 | 90,000 | | | | 83 | | | | | |
| Simmons College..... | 5,000 | 100,000 | 80,000 | 570,000 | 75,000 | 100,000 | | | 40 | | | | | |
| Austin Presbyterian Theological Seminary..... | 2,000 | 10,000 | 25,000 | 125,000 | 50,000 | 150,000 | | 1,500 | | | | | | |
| Baylor Female College..... | 11,500 | 151,723 | | 958,260 | | | | | 105 | | | | | |
| Daniel Baker College..... | 8,000 | 30,000 | | 170,000 | 35,000 | 250,000 | | | 110 | | | | | |
| Howard Payne College..... | 9,490 | 72,376 | 136,000 | 317,485 | 101,000 | 20,150 | | | 75 | | | | | |
| Clarendon College..... | 3,500 | 36,074 | 30,000 | 316,000 | 187,500 | | | | | | | | | |
| Southern Methodist University..... | 23,000 | 65,000 | 400,000 | 200,000 | | | | | 55 | 55 | | | | |
| University of Dallas..... | 10,000 | 150,000 | | 150,000 | | 9,500 | | | | | | | | |
| Deatur Baptist College..... | 2,500 | 117,774 | 106,111 | 800,000 | 173,000 | 315,000 | 1 | 3,000 | 160 | | | | | |
| Texas Christian University..... | 9,000 | | | | | 150,000 | | | | | | | | |
| Texas Woman's College..... | 25,641 | 130,310 | 126,219 | 393,000 | 185,000 | 150,000 | 25 | 8,910 | 75 | | | | | |
| Southwestern University..... | 3,600 | 2,045 | | 215,000 | 300,000 | | | | | | | | | |
| Burkston College..... | 3,000 | 35,000 | 25,000 | 225,000 | 150,000 | | 11 | 5,000 | 90 | | | | | |

| | 32,000 | 572,500 | 525,000 | 1,653,000 | 575,000 | 10,000,000 | 20 | 7,250 | 200 |
|-------------------------------------|--------|---------|---------|-----------|---------|------------|-----|--------|-----|
| Rice Institute..... | | | | | | | | | |
| Texas Dental College..... | 16,000 | 8,000 | 10,000 | 125,000 | | | | | 105 |
| Alexander College..... | 5,713 | | | 300,000 | | | | | |
| Bishop College..... | 4,000 | | | 118,000 | | | | | |
| College of Marshall..... | 3,278 | | | 300,000 | 53,000 | 158,000 | | | 100 |
| Meridian College..... | 9,000 | 65,000 | 25,000 | 128,000 | 75,000 | | | | 75 |
| Texas Presbyterian College..... | 2,809 | 37,025 | 55,000 | 630,000 | | | | | 120 |
| Rush College..... | 11,440 | 40,460 | 6,000 | 100,000 | | | 1 | | 100 |
| Our Lady of the Lake College..... | 3,011 | 57,550 | 35,000 | 175,000 | 125,000 | 5,000 | | | |
| Westmoreland College..... | 3,200 | 8,500 | 25,000 | 149,500 | 109,500 | | 40 | 20,000 | 80 |
| Carr-Burdette College..... | 3,746 | 64,988 | 50,000 | 110,000 | 50,000 | 200,000 | | | 150 |
| Kidd-Key College..... | 2,845 | 30,000 | 20,000 | 100,000 | 50,000 | | | | 75 |
| Texas Military College..... | 2,879 | 6,000 | 20,000 | 100,000 | 50,000 | | | | 75 |
| Thorp Spring Christian College..... | 42,545 | 145,755 | 135,000 | 783,500 | 500,000 | 455,291 | | | 120 |
| Baylor University..... | 7,500 | 50,500 | 25,000 | 263,000 | 95,000 | 350,000 | 22 | | 120 |
| Trinity University..... | | | | | | | | | |
| UTAH | | | | | | | | | |
| Brigham Young College..... | 9,227 | 42,466 | | 184,687 | | | | | |
| Weber College..... | 4,348 | 9,175 | | 117,650 | | | | | |
| Brigham Young University..... | 19,540 | 219,224 | 26,300 | 292,000 | 85,000 | 151,669 | 25 | 6 | 25 |
| Westminster College..... | 12,000 | 14,347 | 116,000 | 177,500 | | 77,530 | | | 40 |
| VERMONT | | | | | | | | | |
| Middlebury College..... | 50,000 | 174,805 | 28,995 | 667,200 | 288,800 | 1,959,002 | 160 | 20,000 | 150 |
| Norwich University..... | 20,214 | 38,000 | 24,084 | 358,046 | 150,000 | 508,005 | 207 | | 150 |
| St. Michael's College..... | 8,000 | | | | | | 8 | | 60 |
| VIRGINIA | | | | | | | | | |
| Martha Washington College..... | 19,000 | 15,000 | 25,000 | 190,426 | 146,500 | 447,667 | | 2,500 | 75 |
| Randolph-Macon College..... | 2,000 | 50,000 | 40,000 | 325,000 | 275,000 | | 30 | 3,100 | 75 |
| Blackstone College for Girls..... | 11,000 | 37,587 | 45,700 | 131,000 | 41,000 | 372,346 | | | 100 |
| Bridgewater College..... | 4,000 | 10,000 | 60,000 | 350,000 | 275,000 | | | | |
| Sullins College..... | 2,500 | 12,000 | 40,000 | 400,000 | | | | | |
| Virginia Intermont College..... | | 9,200 | 4,000 | 59,583 | 26,500 | 88,000 | | 577 | 60 |
| Dakaville College..... | 1,451 | 21,000 | 40,000 | 140,000 | 100,000 | 100,000 | 10 | | 90 |
| Averett College..... | 13,000 | 36,483 | 25,000 | 238,667 | 175,000 | 150,458 | 45 | 225 | 75 |
| Emory and Henry College..... | 14,000 | 30,000 | 20,000 | 343,000 | | | | | 150 |
| Hampden-Sidney College..... | 10,000 | 100,000 | 25,000 | 500,000 | | | | | 200 |
| Hollins College..... | 50,000 | 135,782 | 50,000 | 674,898 | 168,052 | 1,166,217 | 25 | 3,388 | 75 |
| Washington and Lee University..... | 5,000 | 29,381 | 116,000 | 240,000 | 140,000 | 41,631 | 50 | 4,162 | 170 |
| Lynchburg College..... | 21,353 | 171,691 | 100,000 | 342,195 | 120,000 | 440,310 | 69 | | 170 |
| Randolph-Macon Women's College..... | 2,500 | 10,000 | 25,000 | 100,000 | | | 5 | | 4 |
| Marion College..... | 32,334 | | | 524,289 | | 953,805 | 37 | | 135 |
| Union Theological Seminary..... | 45,000 | 94,000 | 200,000 | 1,362,091 | 100,000 | 1,540,337 | | | 25 |
| University of Richmond..... | 13,000 | 24,500 | 250,000 | 250,000 | 125,000 | 156,344 | | | 75 |
| Virginia Union University..... | 28,000 | 117,029 | 30,000 | 330,026 | 165,092 | 277,000 | | 1,500 | 175 |
| Roanoke College..... | 10,000 | 79,000 | 100,000 | 445,251 | | | | | |
| Sweet Briar College..... | | | | | | | | | |

¹Colored.



TABLE 30.—Privately controlled universities, colleges, and professional schools—Property, fellowships and scholarships, tuition fees, 1921-22—Continued

| Institutions | 2 | 3 | 4 | 5 | 6 | 7 | 8 | 9 | Tuition fees | | | | |
|--|--------|-----------|----------|-------------|----------|-----------|----|---------|-------------------|-----------------|-------|------------|-------------|
| | | | | | | | | | Arts and sciences | Engi- neer- ing | Law | Medi- cine | Den- tistry |
| WASHINGTON | | | | | | | | | | | | | |
| Gonzaga University..... | 25,000 | \$127,000 | \$85,000 | \$1,230,000 | \$40,000 | | | | \$80 | | | | |
| Whitworth College..... | 3,000 | 11,000 | 85,556 | | | | | | 90 | | | | |
| College of Puget Sound..... | 7,100 | 21,692 | 45,040 | | | \$275,318 | 20 | | 125 | | | | |
| Whitman College..... | 32,000 | 114,628 | 187,974 | | | | | | | | | | |
| WEST VIRGINIA | | | | | | | | | | | | | |
| Bethany College..... | 9,000 | 50,000 | 94,000 | 399,000 | 73,000 | 1,009,631 | 10 | | | | | | |
| West Virginia Wesleyan College..... | 10,000 | 133,000 | 75,000 | 209,000 | 26,700 | 437,876 | 20 | | | | | | |
| Davis and Elkins College..... | 3,500 | 10,000 | 30,000 | 125,000 | 100,000 | 102,000 | 5 | | | | | | |
| Salem College..... | 4,000 | 16,650 | | 183,000 | | 89,000 | 12 | | | | | | |
| WISCONSIN | | | | | | | | | | | | | |
| Lawrence College..... | 41,683 | 181,820 | 146,000 | 978,544 | 362,725 | 1,850,000 | | | | | | | |
| Northland College..... | 9,000 | 21,000 | 22,636 | 78,082 | 37,339 | 108,943 | | | | | | | |
| Beloit College..... | 66,000 | 150,500 | 89,000 | 469,360 | 141,650 | 1,797,359 | | \$5,284 | | | | | |
| Milwaukee College..... | 10,406 | 25,000 | 8,000 | 94,000 | 10,000 | 256,685 | 49 | | | | | | |
| Marquette University..... | 82,000 | 495,927 | 529,808 | 1,070,372 | | 1,283,268 | 9 | | | | \$150 | \$250 | \$225 |
| Milwaukee Downer College..... | 16,700 | 91,521 | 330,501 | 452,989 | | 749,378 | 9 | | | | | | |
| Nashotah House..... | 20,000 | 14,000 | 59,280 | 172,000 | 160,605 | 403,025 | 8 | | | | | | |
| Mission House..... | 18,000 | 30,000 | 16,000 | 170,000 | 72,321 | | | | | | | | |
| Campton College..... | 17,500 | 150,000 | 40,000 | 375,000 | 120,040 | 320,500 | 4 | | | | | | |
| St. Mary's College..... | 5,000 | 24,690 | 49,000 | 200,000 | 36,000 | | | | | | | | |
| Ripon College..... | 29,386 | 130,733 | 62,676 | 281,370 | | 410,269 | 39 | | | | | | |
| Northwestern College..... | 11,263 | 43,000 | 32,000 | 183,000 | 60,000 | 77,000 | 10 | | | | | | |
| Carroll College..... | 11,000 | 31,000 | 51,000 | 355,000 | 55,000 | 634,000 | | | | | | | |
| Evangelical Lutheran Theological Seminary..... | 3,000 | | | 250,000 | | | | | | | | | |



TABLE 31.—Privately controlled universities, colleges, and professional schools—Receipts from all sources in 1921-22

| Institutions | From student fees | | | From productive funds | From United States Government, State, or city | From private benefactions | | | From all other sources | Total receipts | Total receipts, exclusive of additions to endowments |
|---|--|---------------|---|-----------------------|---|---------------------------|---------------|----------------------|------------------------|----------------|--|
| | For tuition and other educational services | For room rent | For board and other noneducational services | | | For increase of plant | For endowment | For current expenses | | | |
| 1 | 2 | 3 | 4 | 5 | 6 | 7 | 8 | 9 | 10 | 11 | 12 |
| ALABAMA | | | | | | | | | | | |
| Athens Female College | \$15,000 | | \$20,000 | | | | | | \$5,000 | \$40,000 | \$40,000 |
| Birmingham-Southern College | 25,027 | \$6,000 | 20,944 | \$5,253 | | \$5,225 | \$32,000 | \$8,000 | 12,453 | 114,902 | 82,902 |
| Howard | 25,482 | 6,750 | 20,000 | 28,951 | | | | 8,000 | 89,183 | 108,501 | 108,501 |
| Judson College | 48,023 | | 49,000 | 7,325 | | | | | 5,153 | 108,501 | 94,170 |
| Marion Institute | 8,787 | | 93,383 | | | 5,049 | 12,450 | | 5,208 | 136,708 | 124,258 |
| Woman's College of Alabama | 38,923 | | 64,908 | 7,170 | | | | | 35,000 | 102,000 | 102,000 |
| St. Bernard College | 7,500 | | 25,000 | | | | | | 20,410 | 127,097 | 127,097 |
| Spring Hill College | 67,000 | | 25,244 | 43,988 | | | | | | | |
| Talladega College ¹ | 15,975 | 5,625 | | | | | | 15,845 | | | |
| ARKANSAS | | | | | | | | | | | |
| Henderson-Brown College | 36,299 | 6,642 | 23,817 | 475 | | | 5,000 | 2,600 | 23,847 | 98,680 | 98,680 |
| Ouachita College | 58,000 | | 25,000 | 6,000 | | 60,000 | 5,000 | 4,000 | 9,278 | 174,000 | 169,000 |
| Arkansas College ¹ | 7,467 | | | 5,375 | | 50,000 | 40,000 | 13,504 | 718 | 116,120 | 76,120 |
| College of the Ozarks ¹ | 8,736 | 1,741 | 1,653 | | | | | | 4,235 | 26,352 | 26,352 |
| Central Baptist College | 20,000 | 3,000 | 12,921 | 160 | | | | | 4,000 | 40,316 | 40,316 |
| Hendrix College | 27,295 | 11,818 | 28,650 | 22,500 | | | | | 4,611 | 113,188 | 113,188 |
| Crescent College | 16,000 | | 32,000 | 1,000 | | | | | 15,982 | 52,000 | 52,000 |
| Arkansas Baptist College ¹ | 15,843 | | 23,546 | | | | | | 7,469 | 45,000 | 45,000 |
| Little Rock College ¹ | 13,000 | | 28,270 | 3,636 | | | | 6,469 | | 55,252 | 55,252 |
| Galloway College | 47,960 | 8,500 | 41,684 | | | | | | | 115,738 | 115,738 |
| CALIFORNIA | | | | | | | | | | | |
| Berkeley Baptist Divinity School | 235 | | | 4,242 | | 27,070 | 22,366 | 7,941 | 1,440 | 63,294 | 40,978 |
| Pacific School of Religion | 12 | 710 | | 31,966 | | | | 908 | 1,187 | 34,771 | 34,771 |
| Pacific Unitarian School for the Ministry | 165,225 | 889 | | 22,304 | | 7,836 | | 955 | 5,325 | 37,319 | 37,319 |
| Pomona College | 53,016 | 24,058 | | 66,651 | | 140,362 | 8,813 | 72,088 | 1,041 | 478,238 | 469,425 |
| College of Medical Evangelists | 1,146 | 17,453 | 45,000 | | | 61,721 | | 18,591 | 50,299 | 246,080 | 246,080 |
| California School of Christianity | | 2,839 | 2,738 | 20,589 | | 112,104 | 159,320 | 12,686 | 12,130 | 323,562 | 164,342 |

¹ Statistics of 1920.

¹ Colored

TABLE 31.—Privately controlled universities, colleges, and professional schools—Receipts from all sources in 1921-22—Continued

| Institutions | From student fees | | | From productive funds | From United States Government, State, or city | From private benefactions | | | From all other sources | Total receipts | Total receipts, exclusive of additions to endowments |
|--|--|---------------|---|-----------------------|---|---------------------------|---------------|----------------------|------------------------|----------------|--|
| | For tuition and other educational services | For room rent | For board and other noneducational services | | | For increase of plant | For endowment | For current expenses | | | |
| 1 | 2 | 3 | 4 | 5 | 6 | 7 | 8 | 9 | 10 | 11 | 12 |
| CALIFORNIA—continued | | | | | | | | | | | |
| Occidental College | \$64,855 | \$4,528 | \$4,559 | \$12,628 | | \$75,000 | \$46,000 | \$16,662 | \$1,755 | \$231,429 | \$175,429 |
| University of Southern California | 115,088 | 72,997 | 174,291 | 16,610 | | 1,150,000 | 1,150,000 | 8,810 | 6,124 | 1,301,101 | 151,191 |
| Mills College | 126,671 | 6,738 | 114,325 | 19,556 | | 12,589 | 41,355 | 24,863 | 18,089 | 493,411 | 449,056 |
| St. Mary's College | 24,546 | 1,921 | 114,325 | 1,500 | | 300,739 | 4,250,656 | 34,737 | 6,957 | 147,169 | 147,169 |
| California Institute of Technology | 79,722 | 12,478 | 23,482 | 134,294 | | 33,639 | 36,073 | 115,028 | 6,453 | 4,808,026 | 557,370 |
| University of Redlands | 50,707 | 13,858 | 33,240 | 77,836 | | 23,035 | 2,100 | 11,048 | 119,275 | 241,404 | 241,404 |
| Pacific Union College | 40,948 | | | 33,996 | | | | 16,483 | | 52,579 | 50,479 |
| San Francisco Theological Seminary | | | | 6,000 | | | | | | 6,000 | 6,000 |
| Church Divinity School of the Pacific | | | | | | | | | | | |
| College of Physicians and Surgeons (dentistry) | 36,266 | | | | | | | | 5,823 | 42,119 | 42,119 |
| Kent Law School | 1,380 | | | | | | | | | 1,380 | 1,380 |
| St. Ignatius College | 9,000 | | | | | | | | | 9,000 | 9,000 |
| College of Notre Dame | 30,000 | | | | | | | | | 84,041 | 84,041 |
| College of the Pacific | 67,927 | 7,093 | 57,001 | 1,040 | | | | | 13,977 | 137,863 | 137,863 |
| University of Santa Clara | 119,301 | 12,940 | 34,864 | 14,000 | | | | | 15,240 | 147,541 | 147,541 |
| Leland Stanford Junior University | 540,038 | 23,619 | 3,720 | 1,098,111 | | 46,808 | 255,821 | 137,964 | 103,573 | 2,209,654 | 1,953,833 |
| Whittier College | 18,551 | 2,227 | | 11,972 | | 19,133 | 200,000 | 10,000 | 18,094 | 279,977 | 79,977 |
| COLORADO | | | | | | | | | | | |
| Colorado College | 106,252 | 14,328 | 44,333 | 83,032 | | | 10,281 | 15,728 | | 273,954 | 263,673 |
| Colorado Woman's College | 11,838 | 6,898 | 13,844 | | | | | 16,280 | 1,386 | 71,928 | 71,928 |
| Regis College | 20,220 | 1,300 | 46,791 | | | 21,682 | 6,006 | | 920 | 102,207 | 96,201 |
| University of Denver | 142,276 | | | 21,231 | | 27,000 | 104,144 | | 11,533 | 294,728 | 190,584 |
| Westminster Law School | 4,900 | | | | | | | | | 4,900 | 4,900 |
| CONNECTICUT | | | | | | | | | | | |
| Trinity College | 34,408 | 9,255 | | 95,045 | | | 190,490 | 26,048 | | 355,246 | 164,756 |
| Wesleyan University | 38,589 | 25,589 | 9,914 | 172,679 | | | 566,349 | 158,052 | 7,922 | 1,064,074 | 497,725 |
| Yale University | 994,027 | 311,125 | | 1,948,337 | | 2,056,434 | 7,022,499 | 335,499 | 78,435 | 12,748,354 | 5,743,853 |
| Connecticut College for Women | 99,267 | 46,943 | 78,064 | 40,000 | | | | | | 264,264 | 264,264 |

| State | Institution | 1920 | 1918 | 1917 | 1916 | 1915 | 1914 | 1913 | 1912 | 1911 | 1910 | 1909 | 1908 | 1907 | 1906 | 1905 | 1904 | 1903 | 1902 | 1901 | 1900 | | |
|----------------------|---------------------------------|------------------|--------|-----------|--------|--------|---------|---------|---------|------|------|------|------|------|------|------|------|------|------|------|------|--|--|
| DISTRICT OF COLUMBIA | American University | 9,754 | 33,107 | 158,189 | 64,032 | 20,000 | 3,306 | 66,187 | 87,167 | | | | | | | | | | | | | | |
| | Catholic University of America | 91,241 | 80,188 | 9,957 | 45,065 | 2,105 | 106,104 | 561,953 | 487,921 | | | | | | | | | | | | | | |
| | George Washington University | 367,511 | 18,027 | \$363,135 | 7,080 | 28,373 | 7,825 | 606,595 | 599,505 | | | | | | | | | | | | | | |
| | Howard University | 178,909 | 316 | 837 | | | 1,554 | 16,776 | 16,576 | | | | | | | | | | | | | | |
| | Trinity College | 68,515 | | | | | | | | | | | | | | | | | | | | | |
| | Washington College of Law | 13,869 | | | | | | | | | | | | | | | | | | | | | |
| | | | | | | | | | | | | | | | | | | | | | | | |
| | | | | | | | | | | | | | | | | | | | | | | | |
| | | | | | | | | | | | | | | | | | | | | | | | |
| | | | | | | | | | | | | | | | | | | | | | | | |
| FLORIDA | John B. Stetson University | 37,923 | 59,444 | | 69,720 | | 50,330 | 226,584 | 156,864 | | | | | | | | | | | | | | |
| | Rollins College | 28,968 | 17,704 | | | | | 139,460 | 139,460 | | | | | | | | | | | | | | |
| GEORGIA | Atlanta College of Pharmacy | 7,100 | 9,047 | 1,750 | 5,853 | 3,241 | 4,663 | 7,100 | 7,100 | | | | | | | | | | | | | | |
| | Atlanta Law School | 12,000 | | | | | | 12,000 | 12,000 | | | | | | | | | | | | | | |
| | Atlanta Southern Dental College | 43,143 | | | | | | 47,806 | 47,806 | | | | | | | | | | | | | | |
| | Atlanta University | 17,466 | | | | | | 115,044 | 109,191 | | | | | | | | | | | | | | |
| | Morehouse College | 1,894 | | | | | | 76,891 | 7,100 | | | | | | | | | | | | | | |
| | Southern College of Pharmacy | 3,277 | | | | | | 44,161 | 44,161 | | | | | | | | | | | | | | |
| | Framme College | 16,247 | | | | | | 56,596 | 56,596 | | | | | | | | | | | | | | |
| | Andrew College | 81,561 | | | | | | 215,819 | 215,819 | | | | | | | | | | | | | | |
| | Agnes Scott College | 13,443 | | | | | | 107,298 | 107,298 | | | | | | | | | | | | | | |
| | Piedmont College | 125,454 | | | | | | 490,366 | 490,366 | | | | | | | | | | | | | | |
| | Emory University | 52,605 | | | | | | 223,551 | 223,551 | | | | | | | | | | | | | | |
| | Bessie Tift College | 103,151 | | | | | | 42,125 | 42,125 | | | | | | | | | | | | | | |
| | Hanau College | 16,216 | | | | | | 273,971 | 273,971 | | | | | | | | | | | | | | |
| | La Grange College | 37,338 | | | | | | 140,856 | 140,856 | | | | | | | | | | | | | | |
| | Moreau University | 72,946 | | | | | | 129,585 | 129,585 | | | | | | | | | | | | | | |
| | Wesleyan College | 49,877 | | | | | | 159,171 | 159,171 | | | | | | | | | | | | | | |
| | Shorter College | 6,804 | | | | | | 19,892 | 19,892 | | | | | | | | | | | | | | |
| | Clark University | 2,895 | | | | | | | | | | | | | | | | | | | | | |
| | Young L. G. Harris College | | | | | | | | | | | | | | | | | | | | | | |
| | IDAHO | College of Idaho | 11,065 | 13,006 | 40,674 | 23,707 | 983 | 91,628 | 50,964 | | | | | | | | | | | | | | |
| Gooding College | | 8,500 | 106 | 6,535 | 3,471 | 15,000 | 47,189 | 46,939 | | | | | | | | | | | | | | | |
| ILLINOIS | Hedding College | 14,763 | 16,470 | 4,685 | 27,967 | 5,413 | 658 | 47,476 | 47,426 | | | | | | | | | | | | | | |
| | Shurtleff College | 17,274 | 17,568 | 4,000 | 9,018 | 11,533 | | 79,563 | 51,886 | | | | | | | | | | | | | | |
| | Aurora College | 5,458 | 8,451 | 4,480 | 19,000 | 10,526 | | 50,334 | 41,316 | | | | | | | | | | | | | | |
| | Illinois Wesleyan College | 63,700 | 27,015 | 20,000 | 18,376 | 23,422 | | 124,723 | 120,243 | | | | | | | | | | | | | | |
| | St. Victor College | 35,568 | 81,891 | | | | | 169,054 | 169,054 | | | | | | | | | | | | | | |
| | Blackburn College | 17,931 | 17,940 | | | | | 74,247 | 74,247 | | | | | | | | | | | | | | |
| | Carthage College | 20,809 | 15,133 | | | | | 138,316 | 82,315 | | | | | | | | | | | | | | |
| | Armour Institute of Technology | 178,765 | | | | | | 387,927 | 387,927 | | | | | | | | | | | | | | |
| | | | | | | | | | | | | | | | | | | | | | | | |
| | | | | | | | | | | | | | | | | | | | | | | | |

From United States Government.

Statistics of 1918.

Statistics of 1920.

Colored.



TABLE 31.—Privately controlled universities, colleges, and professional schools—Receipts from all sources in 1921-22—Continued

| Institutions | From student fees | | | From United States Government, State, or city | From private benefactions | | | From all other sources | Total receipts | Total receipts exclusive of additions to endowments |
|--|--|--------------------|---|---|---------------------------|---------------|----------------------|------------------------|----------------|---|
| | For tuition and other educational services | For room and board | For board and other noneducational services | | For increase of plant | For endowment | For current expenses | | | |
| | 2 | 3 | 4 | 6 | 7 | 8 | 9 | 10 | 11 | 12 |
| ILLINOIS—continued | | | | | | | | | | |
| Beihany Bible School..... | \$2,904 | \$15,019 | \$13,146 | | \$21,175 | \$20,702 | \$30,270 | \$1,109 | \$113,385 | \$83,683 |
| Chicago Law School..... | 18,750 | | | | | | | 7,000 | 25,750 | 25,750 |
| Chicago Medical School ¹ | 30,000 | 2,264 | | | | | | | 38,000 | 38,000 |
| Chicago Theological Seminary..... | 177,283 | | | | | | | 25,002 | 87,157 | 87,157 |
| De Paul University..... | 6,943 | | | | | | | 8,843 | 186,126 | 186,126 |
| General Medical College..... | 294,360 | | | | | | | 6,486 | 48,329 | 48,329 |
| Lewis Institute..... | 198,000 | | | | | | | 2,508 | 365,388 | 365,388 |
| Loyola University..... | | | | | | | | 40,000 | 236,000 | 236,000 |
| McCormick Theological Seminary ² | 33,785 | 1,000 | 60,360 | | 4,106 | 8,645 | 8,645 | 34,804 | 99,654 | 99,654 |
| St. Francis Xavier College..... | 1,489,018 | 103,631 | 245,311 | | 41,724 | 192,825 | 8,853 | 340,815 | 145,551 | 145,551 |
| University of Chicago..... | | | | | | | | | 4,013,118 | 3,917,936 |
| Western Theological Seminary..... | | | | | | | | | 33,351 | 33,351 |
| James Millikin University..... | 104,587 | 5,722 | 15,981 | | | | | 89,142 | 231,882 | 231,882 |
| Eureka College..... | 26,794 | 3,301 | 20,385 | | | | | 961 | 141,031 | 88,277 |
| Garrett Biblical Institute..... | 7,804 | | | | | | | 6,676 | 152,462 | 142,462 |
| Northwestern University..... | 1,278,920 | 100,310 | 67,423 | | 35,659 | 52,754 | 26,028 | 3,304 | 1,979,903 | 1,887,927 |
| Norwegian-Danish Theological Seminary..... | | 420 | | | 85,659 | 91,976 | 81,536 | 4,500 | 5,520 | 5,520 |
| Knorr College..... | 77,177 | 29,634 | 69,712 | | | | | 1,481 | 312,213 | 280,397 |
| Lombard College..... | 27,650 | 14,250 | 6,824 | | 50,000 | 3,500 | 10,000 | 10,731 | 122,955 | 119,455 |
| Monticello Seminary ³ | 77,502 | | 24,980 | | | | | 6,000 | 109,458 | 109,458 |
| Greenville College..... | 27,977 | 2,500 | 22,000 | | 1,800 | 5,000 | 800 | | 67,375 | 62,375 |
| Illinois College..... | 31,025 | 1,442 | 14,280 | | | | | | 325,070 | 91,360 |
| Illinois Woman's College..... | 62,799 | 7,000 | 1,206 | | | | | 5,922 | 113,213 | 97,613 |
| Lake Forest College..... | 23,597 | 20,566 | 26,041 | | | | | 5,000 | 146,741 | 146,741 |
| McKendree College ⁴ | 9,500 | | | | | | | 2,500 | 26,080 | 26,080 |
| Lincoln College..... | 4,853 | 760 | | | | | | 2,363 | 23,040 | 23,040 |
| St. Procopius College..... | 7,234 | | 68,877 | | | | | 20,000 | 94,111 | 94,111 |
| Theological Seminary of the Evangelical Lutheran Church..... | 330 | | | | | | | | 22,650 | 19,650 |
| Monmouth College..... | 35,707 | 4,285 | 21,068 | | | | | 591 | 232,938 | 172,015 |
| Frances Shimer School..... | 77,650 | | | | | | | 275 | 101,830 | 81,161 |
| Evangelical Theological Seminary..... | | | | | | | | | 64,489 | 31,989 |
| Northwestern College..... | 53,301 | 681 | 1,151 | | 15,150 | 22,500 | 9,355 | 11,481 | 213,421 | 136,421 |

| | | | | | | | |
|--------------------------------|---------|--------|---------|---------|---------|---------|--|
| Bradley Polytechnic Institute | 72,925 | 940 | 9,200 | 301,622 | 18,000 | 202,087 | |
| Rockford College | 66,947 | 36,455 | 61,040 | 23,015 | 1,330 | 188,807 | |
| Augustana College | 67,126 | 3,461 | 25,889 | 14,291 | 21,351 | 141,000 | |
| Wheaton College | 30,118 | 1,858 | 5,116 | 14,291 | 44,584 | 104,726 | |
| INDIANA | | | | | | | |
| Wabash College | 48,533 | | 98,166 | 62,154 | 8,115 | 199,672 | |
| Earham College | 68,952 | | 31,500 | 31,500 | 22,263 | 247,262 | |
| Evansville College | 28,546 | 1,394 | 3,899 | 7,988 | 4,067 | 76,608 | |
| Franklin College | 46,861 | 6,731 | 20,065 | 31,289 | 24,226 | 208,801 | |
| Goshen College | 12,483 | 6,185 | 1,478 | 1,228 | 19,707 | 41,079 | |
| De Pauw University | 123,709 | 26,998 | 87,143 | 83,253 | 43,975 | 404,772 | |
| Hanover College | 20,324 | | 10,328 | 20,015 | 117,146 | 51,067 | |
| Butler College | 112,590 | 1,652 | 10,368 | 27,920 | 33,140 | 187,630 | |
| Benjamin Harrison Law School | 7,000 | | | | 1,940 | 7,000 | |
| Indiana Central College | 13,382 | | 4,224 | | 25,232 | 69,210 | |
| Indiana Veterinary College | 13,475 | | | | 13,475 | 13,475 | |
| Manchester College | 60,516 | 13,472 | 2,677 | 11,923 | 19,314 | 106,126 | |
| Union Christian College | 3,210 | 1,100 | | 7,400 | 1,000 | 25,114 | |
| St. Mary's College and Academy | 230,417 | | | | | 230,417 | |
| University of Notre Dame | 100,000 | 60,000 | 330,000 | 21,250 | 119,367 | 690,617 | |
| Oakland City College | 33,897 | 1,717 | 7,636 | 11,608 | 300,000 | 375,600 | |
| St. Mary of the Woods College | 40,000 | 20,000 | 50,000 | 53,000 | | 110,000 | |
| Rosa Polytechnic Institute | 20,500 | 7,963 | 36,446 | 12,000 | | 90,700 | |
| Taylor University | 39,734 | | | | | 177,088 | |
| Vincennes University | 2,750 | | | | 1,200 | 13,940 | |
| IOWA | | | | | | | |
| Oss College | 96,190 | 5,103 | 9,552 | 51,718 | 14,625 | 178,724 | |
| Warburg College | 1,725 | 1,700 | 10,770 | 334 | 24,085 | 38,891 | |
| St. Ambrose College | 15,000 | 4,800 | 26,200 | | | 46,000 | |
| Leitch College | 16,272 | 9,938 | 3,219 | 17,192 | 48,387 | 212,026 | |
| Des Moines University | 106,500 | 23,230 | | 16,488 | 74,539 | 412,777 | |
| Drake University | 235,844 | | | 13,978 | 112,478 | 257,021 | |
| Columbia College | 55,700 | 15,838 | 93,862 | | | 144 | |
| Mount St. Joseph College | 28,700 | 12,100 | 39,200 | 15,000 | 16,414 | 209,460 | |
| University of Dubuque | 13,561 | 6,210 | 19,860 | 16,548 | 10,500 | 105,500 | |
| Warburg Theological Seminary | | | 5,390 | 1,225 | | 110,174 | |
| Farsons College | 22,598 | 5,623 | 17,087 | 23,008 | 53,238 | 29,013 | |
| Upper Iowa University | 28,860 | | 21 | 17,504 | 19,240 | 73,965 | |
| Grinnell College | 103,200 | | 209,941 | 73,042 | 48,330 | 522,789 | |
| Lenox College | 3,100 | 360 | 2,000 | 3,100 | 2,250 | 11,310 | |
| Simpson College | 50,105 | 2,216 | 14,816 | 27,421 | 50,463 | 153,456 | |
| Ellsworth College | 22,550 | 2,250 | 11,550 | 19,000 | 4,317 | 57,277 | |
| Graceland College | 28,717 | 6,311 | 22,316 | 2,170 | 7,426 | 83,481 | |
| Western Union College | 13,160 | 1,831 | 11,243 | 13,043 | 40,516 | 64,797 | |
| Iowa Wesleyan College | 13,108 | 1,008 | 2,532 | 13,043 | 23,467 | 126,475 | |
| Cornell College | 82,521 | 13,141 | 49,730 | 66,297 | 8,081 | 242,217 | |

* Statistics of 1914.

* Statistics of 1920.

TABLE 31.—Privately controlled universities, colleges, and professional schools—Receipts from all sources in 1921-22—Continued

| Institutions | From student fees | | | From productive funds | From United States Government, State, or city | From private benefactions | | | From all other sources | Total receipts | Total receipts, exclusive of additions to endowments |
|-----------------------------|--|---------------|---|-----------------------|---|---------------------------|---------------|----------------------|------------------------|----------------|--|
| | For tuition and other educational services | For room rent | For board and other noneducational services | | | For increase of plant | For endowment | For current expenses | | | |
| | 2 | 3 | 4 | 5 | 6 | 7 | 8 | 9 | 10 | 11 | 12 |
| IOWA—continued | | | | | | | | | | | |
| Penn College | \$18,787 | \$7,383 | \$22,552 | \$10,709 | | \$75,000 | \$133,902 | \$5,763 | \$7,575 | \$147,769 | \$147,769 |
| Morningside College | 64,439 | | | 13,368 | | 2,380 | 4,500 | 20,054 | 2,847 | 234,790 | 100,888 |
| Buena Vista College | 12,719 | | | 7,365 | | | 9,465 | 8,468 | 2,272 | 30,824 | 30,824 |
| Central Holiness University | 16,908 | 2,846 | 9,863 | 10,285 | | | | | | 49,367 | 39,902 |
| KANSAS | | | | | | | | | | | |
| St. Benedict's College | 7,869 | 250 | 26,856 | 44,746 | | 2,792 | 20,324 | 17,615 | 1,412 | 34,975 | 34,975 |
| Baker University | 44,443 | 1,406 | 5,298 | 8,869 | | | 2,697 | 35,024 | 3,000 | 138,036 | 117,712 |
| College of Emporia | 28,448 | 8,908 | 3,775 | 2,794 | | 78,338 | | 9,125 | | 90,721 | 88,024 |
| Kansas City University | 4,193 | | | 10,464 | | | | 21,581 | 18,107 | 94,450 | 94,450 |
| Bethany College | 48,186 | 4,944 | 18,269 | 11,946 | | | | 6,766 | 7,903 | 121,551 | 121,551 |
| McPherson College | 34,045 | 7,572 | 21,212 | 9,730 | | 5,050 | | 5,762 | 3,582 | 89,444 | 89,444 |
| Bethel College | 11,076 | 6,425 | 15,880 | 26,037 | | 20,180 | 24,963 | 13,440 | 8,730 | 121,027 | 96,065 |
| Ottawa University | 27,678 | | | | | | | 11,937 | 33,932 | 232,327 | 232,327 |
| St. Mary's College | 66,547 | 11,059 | 106,852 | 6,000 | | 40,000 | 10,000 | 15,500 | 91,700 | 81,700 | 81,700 |
| Kansas Wesleyan University | 17,000 | 3,200 | 3,200 | | | 18,146 | | 6,199 | | 36,164 | 36,164 |
| Starling College | 10,566 | 1,253 | | 33,989 | | 7,302 | 10,700 | 29,300 | 12,559 | 189,346 | 178,046 |
| Washburn College | 79,171 | 5,600 | 10,725 | | | | | 20,122 | 34,235 | 102,137 | 102,137 |
| Fairmount College | 29,761 | 4,457 | 11,862 | 15,355 | | 12,100 | | 24,850 | | 72,382 | 72,382 |
| Friends University | 18,734 | 1,343 | | 18,464 | | 11,220 | | 14,732 | 6,696 | 117,127 | 117,127 |
| Southwestern College | 57,174 | 8,871 | | | | | | | | | |
| KENTUCKY | | | | | | | | | | | |
| Berea College | 30,934 | 37,578 | 146,413 | 110,255 | | 20,000 | 74,708 | 37,681 | 39,887 | 477,456 | 402,748 |
| Ogden College | 64,675 | | | 41,542 | | | | | | 20,675 | 20,675 |
| Centre College | 19,489 | 3,078 | | | | | 121,330 | 1,000 | 13,797 | 199,236 | 77,908 |
| Kentucky College for Women | 17,356 | | 34,714 | 27,450 | | | 68,421 | 37,300 | 5,500 | 53,570 | 53,570 |
| Georgetown College | 32,748 | 2,208 | 56,889 | | | | | 613 | 449 | 215,629 | 157,208 |
| Hamilton College for Women | 68,692 | | | | | 471 | | 3,895 | | 73,510 | 73,510 |
| Transylvania College | 12,105 | 7,144 | 22,621 | 28,685 | | 2,877 | 16,497 | 10,959 | | 100,888 | 84,391 |
| Jefferson School of Law | 6,000 | | | | | | | | 6,000 | 6,000 | 6,000 |

| | 20, 167 | | | | 881 | 21, 048 | 21, 048 |
|--|-------------|----------|-------------|----------|--------------|-------------|-------------|
| Louisville College of Pharmacy..... | | | | | | | 21, 048 |
| Presbyterian Theological Seminary of Kentucky..... | 1, 500 | 27, 108 | 13, 832 | 16, 000 | 41, 350 | 27, 498 | 27, 498 |
| Southwestern Baptist Theological Seminary..... | 2, 845 | 58, 000 | 70, 000 | 16, 000 | 165, 650 | 95, 650 | 95, 650 |
| Bethel College ² | 3, 350 | 10, 234 | 22, 000 | 5, 000 | 53, 679 | 31, 679 | 31, 679 |
| St. Mary's College..... | 3, 000 | 1, 000 | | | 2, 000 | 51, 350 | 51, 350 |
| Cumberland College..... | 18, 000 | 10, 000 | | | 60, 000 | 60, 000 | 60, 000 |
| Ashbury College..... | 9, 027 | 19, 000 | | | 45, 500 | 45, 500 | 45, 500 |
| Kentucky Wesleyan College..... | 600 | 5, 500 | | | 53, 968 | 169, 118 | 169, 118 |
| | | | | | 9, 500 | 21, 600 | 21, 600 |
| LOUISIANA | | | | | | | |
| Silliman College..... | | 16, 673 | | | 16, 673 | 16, 673 | 16, 673 |
| Mansfield Female College..... | | 19, 343 | | | 53, 901 | 53, 901 | 53, 901 |
| Loyola University..... | | 45, 911 | | | 200, 911 | 200, 911 | 200, 911 |
| Tulane University of Louisiana..... | | 304, 466 | 258, 916 | 110, 875 | 1, 172, 728 | 913, 812 | 913, 812 |
| Louisiana College..... | | 24, 106 | 106, 403 | 19, 960 | 1, 172, 443 | 172, 443 | 172, 443 |
| MAINE | | | | | | | |
| Bangor Theological Seminary..... | | 19, 015 | | 6, 211 | 1, 173 | 26, 399 | 26, 399 |
| Bowdoin College..... | 7, 300 | 89, 219 | 101, 670 | 10, 124 | 7, 500 | 282, 903 | 181, 233 |
| Bates College..... | 28, 200 | 54, 640 | 32, 848 | | 23, 709 | 210, 466 | 177, 618 |
| Colby College..... | 19, 413 | 43, 718 | 92, 299 | 23, 741 | 23, 709 | 200, 312 | 200, 312 |
| | | | | | | | |
| MARYLAND | | | | | | | |
| St. John's College..... | 3, 000 | | | | 1, 010 | 85, 510 | 85, 510 |
| Baltimore College of Dental Surgery..... | | 70, 367 | | 20, 000 | 6, 255 | 47, 000 | 47, 000 |
| Goucher College..... | | 662, 112 | 7, 541, 253 | 362, 110 | 10, 247, 464 | 369, 927 | 369, 927 |
| Johns Hopkins University..... | 2, 860 | 3, 091 | | 423 | 36, 142 | 66, 806 | 2, 706, 211 |
| Morgan College ¹ | | 13, 280 | | | 36, 683 | 40, 539 | 66, 806 |
| Washington College..... | | 4, 858 | | 398 | 29, 928 | 189, 945 | 40, 539 |
| Mount St. Mary's College..... | 6, 750 | 3, 869 | 22, 700 | 4, 195 | 3, 505 | 212, 363 | 189, 945 |
| Hood College..... | 11, 531 | | 44, 550 | | 5, 000 | 230, 143 | 185, 963 |
| Maryland College for Women ² | 25, 000 | | | 4, 562 | 1, 789 | 100, 000 | 100, 000 |
| Blue Ridge College..... | 2, 936 | 1, 500 | | | 1, 789 | 44, 482 | 44, 482 |
| Western Maryland College..... | | 16, 186 | | | 171, 741 | 171, 741 | 171, 741 |
| Westminster Theological Seminary..... | | 6, 126 | | | 16, 527 | 13, 338 | 13, 338 |
| | | | | | | | |
| MASSACHUSETTS | | | | | | | |
| Amherst College..... | 105, 913 | 253, 122 | 1, 602, 063 | 1, 444 | 925 | 1, 976, 393 | 374, 330 |
| Boston University..... | 1, 018, 741 | 96, 343 | 123, 721 | 73, 088 | 1, 406 | 1, 361, 778 | 1, 228, 057 |
| Emmanuel College..... | 13, 215 | | | | 700 | 18, 724 | 18, 724 |
| Massachusetts College of Pharmacy..... | 46, 476 | 20, 000 | 928 | | 107 | 67, 511 | 66, 583 |
| Northeastern University..... | 458, 656 | | | | | 458, 655 | 458, 655 |
| Portia Law School..... | 18, 418 | | | | | 18, 418 | 18, 418 |
| Simmons College..... | 213, 096 | 92, 588 | 79, 177 | 25, 556 | 4, 044 | 640, 014 | 460, 837 |
| | | | | | | | |

¹ From State.

² Statistics of 1918.

³ Statistics of 1920.

⁴ Colored.



TABLE 31.—Privately controlled universities, colleges, and professional schools—Receipts from all sources in 1921-22—Continued

| Institutions | From student fees | | | From productive funds | From United States Government, State, or city | From private benefactions | | | From all other sources | Total receipts | Total receipts, exclusive of additions to endowments |
|---------------------------------------|--|---------------|---|-----------------------|---|---------------------------|---------------|----------------------|------------------------|----------------|--|
| | For tuition and other educational services | For room rent | For board and other noneducational services | | | For increase of plant | For endowment | For current expenses | | | |
| 1 | 2 | 3 | 4 | 5 | 6 | 7 | 8 | 9 | 10 | 11 | 12 |
| MASSACHUSETTS—continued | | | | | | | | | | | |
| Suffolk Law School | \$75,159 | | | \$1,935 | | | | | \$23,451 | \$98,610 | \$98,610 |
| Bradford Academy | 48,000 | | | 34,760 | | | | | 24,669 | 74,604 | 74,604 |
| Andover Theological Seminary | 2,790 | \$947 | | 2,491,360 | \$10,617 | | \$1,000 | | 464,445 | 39,497 | 39,497 |
| Harvard University | 1,711,096 | 365,241 | \$583,358 | 2,707,626 | 416,697 | | 4,645,498 | \$563,615 | 10,838,233 | 6,189,735 | 6,189,735 |
| Massachusetts Institute of Technology | 1,099,596 | 43,169 | 137,464 | 18,923 | | | 953,086 | 8,850 | 3,107,708 | 2,154,622 | 2,154,622 |
| New-Church Theological School | | | | 18,923 | | | | 1,046 | 141,250 | 19,989 | 19,989 |
| Radcliffe College | 118,950 | 30,510 | 69,660 | 150,000 | | \$216,247 | 250,000 | 8,355 | 619,120 | 369,120 | 369,120 |
| Boston College | 91,804 | | | 19,647 | | | | 5,797 | 336,053 | 336,053 | 336,053 |
| Smith College | 459,243 | 126,920 | 425,502 | 222,892 | | | 1,226,027 | 8,355 | 96,112 | 2,555,493 | 1,329,466 |
| Wheaton College | 70,404 | 48,233 | 87,192 | 12,940 | | 13,000 | 20,000 | 5,797 | 40,249 | 279,088 | 259,088 |
| Mount Holyoke College | 161,089 | | 363,125 | 105,445 | | | 338,976 | 10,730 | 128,716 | 1,121,081 | 782,105 |
| Atlanta Union College | 21,520 | | | | | | | | 12,596 | 34,116 | 34,116 |
| Tufts College | 471,755 | 22,123 | 76,171 | 65,214 | | 10,000 | 77,782 | | 79,177 | 802,222 | 724,440 |
| Wellesley College | 452,439 | | 720,395 | 204,657 | | | 1,280,480 | 2,108 | 27,369 | 2,697,448 | 1,406,968 |
| Williams College | 117,959 | 39,012 | | 108,750 | | 396,094 | 703,594 | 40,544 | 12,386 | 1,478,339 | 774,745 |
| Clark University | 27,170 | 38,500 | 21,727 | 204,060 | | | | | | 252,956 | 252,956 |
| College of the Holy Cross | 102,665 | | 166,832 | 6,404 | | 113,594 | 310 | 778 | 167,835 | 596,918 | 596,608 |
| Worcester Polytechnic Institute | 102,306 | | | 80,264 | | | 494,974 | 14,220 | 20,337 | 755,155 | 290,181 |
| MICHIGAN | | | | | | | | | | | |
| Adrian College | 17,783 | 2,790 | 8,032 | 4,523 | | | 16,818 | | 3,780 | 53,726 | 36,908 |
| Albion College | 54,624 | | | 25,500 | | | | | 72,184 | 102,308 | 102,308 |
| Alma College | 21,445 | 6,974 | 22,453 | 26,233 | | 7,169 | 73,676 | 10,000 | 2,650 | 176,219 | 102,543 |
| Emmanuel Missionary College | 40,003 | 36,764 | 267,782 | | | | | 16,500 | 16,399 | 317,438 | 317,438 |
| University of Detroit | 164,900 | | | 5,148 | | 115,134 | 6,700 | 13,267 | 91,335 | 383,217 | 376,517 |
| Hillsdale College | 28,093 | 6,167 | | 27,594 | | 34,586 | 23,678 | 5,770 | 5,770 | 139,155 | 115,477 |
| Hope College | 20,656 | 6,650 | | 33,575 | | | 21,374 | 135 | 26,107 | 102,497 | 81,123 |
| Kalamazoo College | 21,574 | 7,138 | 10,748 | 39,599 | | | 15,000 | | 59,989 | 154,048 | 139,048 |
| Olivet College | 24,008 | 6,868 | 31,326 | | | 26,087 | 75,100 | 18,355 | 4,261 | 186,175 | 111,076 |

| | 1920 | 1918 | From United States Government | From State |
|--|---------|--------|-------------------------------|------------|
| MINNESOTA | | | | |
| St. John's University | 30,000 | 650 | 100,000 | 30,000 |
| Augsburg Seminary | 3,468 | 3,774 | 3,066 | 3,066 |
| Minnesota College of Law | 23,982 | 6,260 | 42,357 | 3,100 |
| Concordia College | 192,071 | 73,161 | 173,256 | 69,035 |
| Carleton College | 97,865 | 19,807 | 80,435 | 14,773 |
| St. Olaf College | 56,361 | 15,542 | 51,322 | 6,025 |
| College of St. Catherine | 74,615 | 9,292 | 88,141 | 17,107 |
| College of St. Thomas | 1,000 | 12,567 | 20,000 | 20,000 |
| Concordia College | 63,286 | 1,330 | 38,281 | 7,075 |
| Hamline University | 41,881 | 12,992 | 31,051 | 52,866 |
| Luther Theological Seminary | 27,638 | 1,709 | 9,600 | 90 |
| Macalester College | 27,100 | 1,709 | 68,900 | 11,243 |
| St. Paul College of Law | 49,600 | 2,681 | 35,000 | 41,000 |
| Gustavus Adolphus College | | 1,875 | 16,197 | 370 |
| College of St. Teresa | | 2,167 | 9,121 | 15,000 |
| | | 3,988 | 16,056 | 35,697 |
| MISSISSIPPI | | | | |
| Hillman College | 5,000 | 592 | 3,606 | 857 |
| Mississippi College | 26,267 | 5,079 | 15,918 | 11,019 |
| Grenada College | 23,000 | 4,911 | 8,302 | 8,302 |
| Mississippi Synodical College | 11,225 | 21,797 | 49,042 | 11,611 |
| Rust College | 5,012 | 38,088 | 108,701 | 1,500 |
| Bedhaven College | 6,185 | 19,227 | 31,379 | 5,070 |
| Millsaps College | 18,955 | 67,763 | 40,000 | 24,015 |
| MISSOURI | | | | |
| Palmer College | 9,235 | 592 | 3,606 | 857 |
| Missouri Wesleyan College | 21,100 | 5,079 | 15,918 | 11,019 |
| Cuiver-Stockton College | 12,180 | 4,911 | 8,302 | 8,302 |
| Bible College of Missouri | 38,144 | 21,797 | 49,042 | 1,500 |
| Christian College | 98,598 | 38,088 | 108,701 | 5,070 |
| Stephens College | 19,227 | 19,227 | 31,379 | 24,015 |
| Central College | 11,625 | 11,625 | 40,000 | 24,015 |
| Howard-Fayne College | 9,922 | 8,110 | 8,110 | 8,110 |
| Synodical College for Girls | 15,325 | 12,855 | 12,855 | 32,032 |
| Westminster College | 36,036 | 67,763 | 13,566 | 32,032 |
| William Woods College | | | | |
| Kansas City College of Pharmacy and Natural Sciences | 14,036 | | | |
| William Jewell College | 19,565 | 1,204 | 26,614 | 26,614 |
| Missouri Valley College | 7,311 | 2,281 | 17,577 | 17,577 |
| Hardin College | 75,000 | | 7,060 | |
| Cortley College | 45,000 | | | 1,000 |
| Park College | 13,739 | | 29,629 | 45,180 |
| Lindenwood College | 98,939 | 10,161 | 140,523 | 1,000 |
| St. Joseph Veterinary College | 15,000 | | | 45,180 |

Statistics of 1918.

From United States Government.

From State.

Statistics of 1920.

Colored.

TABLE 31.—Privately controlled universities, colleges, and professional schools—Receipts from all sources in 1921-22—Continued

| Institutions | From student fees | | | From productive funds | From United States (Gov., State, or city) | From private benefactions | | | From all other sources | Total receipts | Total receipts, exclusive of additions to endowments |
|---|--|--------------------|---|-----------------------|---|---------------------------|---------------|----------------------|------------------------|----------------|--|
| | For tuition and other educational services | For room and board | For board and other noneducational services | | | For increase of plant | For endowment | For current expenses | | | |
| 1 | 2 | 3 | 4 | 5 | 6 | 7 | 8 | 9 | 10 | 11 | 12 |
| MISSOURI—continued | | | | | | | | | | | |
| Concordia Theological Seminary..... | | | \$28,910 | \$4,736 | | | | \$16,336 | \$40,000 | \$68,910 | \$68,910 |
| Eden Theological Seminary..... | | | 3,637 | | | | | | 853 | 25,562 | 25,562 |
| St. Louis College of Physicians and Surgeons..... | \$14,000 | | | | | | | | | 14,000 | 14,000 |
| The Principia..... | 90,559 | | 194,320 | 665,691 | | \$67,678 | \$242,560 | 89,517 | | 284,879 | 284,879 |
| Washington University..... | 483,776 | \$17,884 | 1,119 | 8,268 | | 16,388 | 75,000 | 6,771 | | 1,598,225 | 1,325,665 |
| Xenia Theological Seminary..... | 36,000 | | 26,000 | 32,000 | | 75,000 | 43,687 | 9,501 | 22,000 | 191,000 | 116,000 |
| Drury College..... | 13,422 | 4,767 | | 17,265 | | | | 5,383 | | 88,662 | 44,975 |
| Tarkio College..... | 22,087 | | | 13,593 | | | | | | 43,188 | 43,188 |
| Central Wesleyan College..... | 61,000 | | | | | | | | | 61,000 | 61,000 |
| Loretto College..... | | | | | | | | | | | |
| MONTANA | | | | | | | | | | | |
| Montana Wesleyan College..... | 12,500 | | 3,000 | 3,750 | | | | 15,500 | 2,000 | 36,750 | 36,750 |
| Mount St. Charles College..... | | | 38,160 | 14,040 | | | 2,000 | 1,500 | 2,100 | 57,800 | 55,800 |
| NEBRASKA | | | | | | | | | | | |
| Dana College..... | 8,083 | 4,162 | 10,873 | | | 3,000 | 98,629 | | 60,163 | 94,747 | 26,118 |
| Union College..... | 40,739 | 14,106 | 21,486 | | | 13,114 | | | 5,959 | 149,608 | 149,608 |
| Duane College..... | 17,915 | 3,474 | 22,195 | 18,853 | | | 178 | 18,012 | | 86,586 | 86,408 |
| Midland College..... | 24,000 | 3,000 | 15,000 | 7,335 | | | 3,500 | 2,338 | 9,000 | 64,173 | 60,673 |
| Grand Island College..... | 8,125 | 2,631 | 13,195 | 2,775 | | 9,910 | | 35,116 | 3,083 | 74,845 | 74,845 |
| Hastings College..... | 30,176 | 4,155 | 16,000 | 24,004 | | 19,941 | 9,682 | 12,172 | 13,974 | 130,104 | 120,422 |
| Cretighton University..... | 119,821 | 3,379 | 152,402 | | | | | | 9,789 | 285,391 | 285,391 |
| DuChesne College..... | 16,000 | | 6,000 | | | | 1,000 | 8,272 | | 22,000 | 22,000 |
| Presbyterian Theological Seminary..... | 51,645 | 507 | 8,467 | 19,086 | | | | 25,532 | 29,147 | 18,246 | 17,246 |
| Nebraska Wesleyan University..... | 27,230 | | 8,712 | 4,524 | | | 14,890 | 11,679 | 15,293 | 122,410 | 122,410 |
| York College..... | | | | | | | | | | 82,328 | 87,438 |

| | 454,577 75,000 | 198,470 | 282,408 | 347,934 | 291,454 | 1,943,071 75,000 | 1,591,714 75,000 |
|---|-------------------|---------|---------|------------|---------|---------------------|---------------------|
| NEW HAMPSHIRE | | | | | | | |
| Dartmouth College..... | | | | | | | |
| St. Anselm's College ¹ | | | | | | | |
| NEW JERSEY | | | | | | | |
| Bloomfield Theological Seminary ¹ | 75 | 7,900 | 12,670 | | 15,546 | 62,101 | 36,191 |
| College of St. Elizabeth..... | 22,984 | 49,270 | | | 12,500 | 86,393 | 86,393 |
| Stevens Institute of Technology..... | 208,460 | | 71,095 | | 13,430 | 296,902 | 296,902 |
| Upsala College..... | 6,490 | 285 | 52,000 | | 1,600 | 41,448 | 41,448 |
| Drew Theological Seminary..... | 7,500 | | | | | 121,100 | 121,100 |
| New Jersey College of Pharmacy..... | 18,000 | | | | | 18,000 | 18,000 |
| New Jersey Law School..... | 47,453 | | | | | 47,453 | 47,453 |
| Rutgers College..... | 117,505 | 46,937 | 80,931 | \$ 84,856 | 12,353 | 1,312,324 | 1,227,468 |
| Theological Seminary of the Reformed Church in America ¹ | | 19,489 | | \$ 770,402 | | | |
| Princeton Theological Seminary..... | 1,968 | | 30,800 | 4,400 | 1,962 | 37,162 | 32,762 |
| Princeton University..... | 645,798 | 85,614 | 170,385 | 223,974 | 4,140 | 413,924 | 189,950 |
| | | | 409,542 | 432,000 | | 1,632,954 | 1,200,954 |
| NEW YORK | | | | | | | |
| Alfred University..... | 35,029 | 9,779 | 28,704 | 45,865 | | 340,142 | 284,277 |
| St. Stephen's College..... | 32,540 | | 4,986 | 79,060 | | 139,531 | 60,471 |
| Auburn Theological Seminary..... | 116,052 | 3,257 | 52,812 | 36 | 27,531 | 93,502 | 93,476 |
| Wells College..... | 74,896 | | 35,972 | 203,715 | 12,050 | 443,408 | 239,663 |
| Adelphi College..... | 69,405 | | 4,092 | | | 16,100 | 95,068 |
| Brooklyn College of Pharmacy..... | 91,415 | 1,690 | 2,234 | | | 74,436 | 74,436 |
| Long Island College Hospital..... | 169,187 | | 23,839 | 1,000 | | 95,847 | 95,847 |
| Polytechnic Institute of Brooklyn..... | 6,487 | | | | 20,200 | 243,848 | 213,848 |
| St. Francis College..... | 79,563 | | 10,000 | | 13,495 | 18,962 | 18,962 |
| St. John's College..... | 11,549 | 530 | 12,455 | 80,244 | | 163,089 | 163,089 |
| St. Joseph's College for Women..... | 56,975 | | 3,210 | | | 18,149 | 18,149 |
| Canisius College..... | 36,140 | 1,500 | 35,656 | | | 162,341 | 162,341 |
| De Lancy Divinity School..... | 284,903 | | 27,558 | | | 4,460 | 4,460 |
| D'Youville College..... | 112,028 | | 44,505 | 693,886 | | 73,326 | 73,326 |
| University of Buffalo..... | 42,859 | 14,127 | 124,175 | 1,566 | 74,194 | 1,080,541 | 386,655 |
| St. Lawrence University..... | 103,080 | 37,360 | 18,605 | 147,849 | 3,100 | 227,292 | 210,871 |
| Hamilton College..... | 68,645 | | 118,564 | 156,292 | 1,234 | 524,513 | 368,221 |
| Elmira College..... | 93,492 | 13,210 | 20,000 | 89,912 | 8,990 | 247,292 | 247,292 |
| Hobart College..... | 1,188,162 | 154,770 | 805,170 | | 12,500 | 327,603 | 237,691 |
| Colgate University..... | 82,965 | | 2,413 | | | 126,702 | 126,702 |
| Hartwick Seminary..... | 270,406 | | 211,798 | 520,000 | 3,000 | 4,000 | 4,000 |
| Cornell University..... | 31,871 | 16,273 | 3,371 | 18,032 | 637,792 | 5,971,306 | 5,526,203 |
| College of New Rochelle..... | 134,174 | | 1,901 | | 7,000 | 192,294 | 192,294 |
| Barnard College..... | 39,176 | 7,000 | 1,595 | 3,488 | 4,809 | 1,165,463 | 957,154 |
| Biblical Seminary in New York..... | | | | | 77,475 | 247,914 | 234,487 |
| College of Dental and Oral Surgery..... | | | | | 31,333 | 167,308 | 167,308 |
| College of Mount St. Vincent..... | | | | | 62,276 | 166,729 | 147,918 |
| College of the Sacred Heart..... | | | | | 1,570 | 60,570 | 60,570 |

¹ From State.
² \$170,999 from United States Government; \$599,403 from the State.
³ \$320,318 from United States Government; \$1,437,941 from the State.



TABLE 31.—Privately controlled universities, colleges, and professional schools—Receipts from all sources in 1921-22—Continued

| Institutions | From student fees | | | From productive funds | From United States Government, State, or city | From private benefactions | | | From all other sources | Total receipts | Total receipts, exclusive of additions to endowments |
|--|--|--------------------|---|-----------------------|---|---------------------------|---------------|----------------------|------------------------|----------------|--|
| | For tuition and other educational services | For room and board | For board and other noneducational services | | | For increase of plant | For endowment | For current expenses | | | |
| 1 | 2 | 3 | 4 | 5 | 6 | 7 | 8 | 9 | 10 | 11 | 12 |
| NEW YORK—continued | | | | | | | | | | | |
| Columbia University..... | \$2,372,472 | \$198,517 | \$39,092 | \$2,319,719 | | \$4,141 | \$2,428,020 | \$20,400 | \$985,973 | \$8,342,393 | \$5,914,373 |
| Cooper Union..... | 7,035 | 12,959 | 106,232 | 224,804 | | | 181,922 | 649 | 135,492 | 438,806 | 256,884 |
| Fordham University..... | 304,487 | | | 3,662 | | | | | | 563,521 | 563,521 |
| General Theological Seminary of the Protestant Episcopal Church..... | | | 30,214 | 1,22,895 | | | | 21,450 | 19,508 | 194,067 | 194,067 |
| Jewish Theological Seminary of America..... | 11,971 | 755 | 3,953 | 46,485 | | | | 36,632 | 10,910 | 83,117 | 83,117 |
| Manhattan College..... | 182,253 | | | 68,225 | | | | 380 | 9,904 | 27,969 | 27,969 |
| New York College of Dentistry..... | 39,873 | | | | | | | | | 260,382 | 260,382 |
| New York Homeopathic Medical College and Flower Hospital..... | 1,672,614 | | | | | | | | | | |
| New York University..... | 22,967 | 2,731 | 102,552 | 131,681 | | 53,737 | 494,203 | 135,543 | 151,833 | 2,637,715 | 2,163,512 |
| Niagara University..... | 2,359 | | | 291,136 | | | 1,125 | | 315,908 | 631,136 | 630,011 |
| Clarkson College of Technology..... | 31,405 | 166,109 | 386,717 | 16,280 | | | | 2,500 | 12,514 | 120,156 | 120,156 |
| Vassar College..... | 365,782 | | | 142,464 | | 101,211 | 1,478,003 | | 11,000 | 61,245 | 61,245 |
| Rochester Theological Seminary..... | 275,274 | 1,791 | 1,022 | 83,648 | | 1,006,774 | 67,715 | | 8,737 | 2,917,424 | 1,439,421 |
| University of Rochester..... | 73,935 | | | 814,125 | | | 138,373 | 10,000 | 1,831 | 160,100 | 92,385 |
| St. Bonaventure's College..... | 69,945 | 37,139 | 133,528 | 2,320 | | | 40,421 | | 69,027 | 343,893 | 2,110,815 |
| Skidmore College..... | 160,838 | 12,598 | 4,206 | 17,159 | | | 17,075 | | 116,676 | 76,255 | 76,255 |
| Syracuse University..... | 856,096 | 49,319 | | 139,628 | | | 222,284 | | 72,362 | 607,710 | 326,818 |
| Marymount College..... | 55,000 | | | 134,715 | | | | 4,321 | 4,520 | 1,056,177 | 385,426 |
| Rensselaer Polytechnic Institute..... | 273,237 | 15,822 | 47,667 | 89,302 | | 9,000 | 11,813 | | 58,265 | 505,106 | 1,056,177 |
| Russell Sage College..... | 54,670 | | 74,039 | 33,200 | | | | | 2,701 | 164,610 | 164,610 |
| NORTH CAROLINA | | | | | | | | | | | |
| College of St. Genevieve of the Pines..... | 6,850 | | 14,500 | 10,000 | | 5,980 | | 6,175 | 350 | 43,855 | 43,855 |
| Johnson C. Smith University..... | 265 | | 9,620 | | | | | 12,070 | 1,723 | 23,678 | 23,678 |
| Queens College..... | 12,000 | | 60,000 | | | | | 4,000 | 8,000 | 84,000 | 84,000 |
| Davidson College..... | 60,902 | 24,525 | | 30,551 | | 14,250 | 28,499 | 17,029 | 15,803 | 191,619 | 163,120 |
| Trinity College..... | 21,276 | 13,149 | | 81,076 | | 2,555 | | | | 118,056 | 118,056 |
| Elton College..... | 34,826 | 13,376 | 40,001 | 13,153 | | 750 | 25,200 | 14,318 | | 141,624 | 116,434 |

| | | | | | | | | | | |
|---|---------|--------|---------|---------|---------|---------|--------|---------|---------|---------|
| Greensboro College for Women | 48,121 | 30,667 | 59,337 | 8,500 | 41,680 | 1,200 | 17,410 | 7,344 | 186,228 | 185,028 |
| Guilford College | 21,353 | 13,025 | 21,867 | 12,205 | 7,149 | 2,000 | 2,737 | 5,850 | 95,829 | 93,829 |
| Davenport College | 34,096 | 4,363 | 12,223 | 3,350 | 3,942 | 5,000 | 2,610 | | 52,043 | 47,943 |
| Louisburg College | 11,463 | 3,900 | 7,200 | | | 10,000 | 2,610 | | 4,621 | 34,631 |
| Catawba College | 10,360 | 3,900 | 7,200 | | | 13,000 | 1,200 | 5,000 | 42,680 | 27,680 |
| Meredith College | 57,014 | 17,050 | 48,323 | 16,072 | | 103,593 | | 12,000 | 254,052 | 190,469 |
| Peace Institute | 80,000 | | | | | | | | 80,000 | 80,000 |
| Shaw University ¹ | 44,288 | | 54,611 | 2,700 | | 10,000 | 2,026 | 42,460 | 89,428 | 89,428 |
| Fiora MacDonald College | 30,879 | | | 10,844 | | | | 12,951 | 111,311 | 111,311 |
| Rutherford College | 3,163 | | | 8,642 | | | | | 21,805 | 11,805 |
| Wake Forest College | 40,500 | 7,700 | | 45,500 | | | 71,250 | | 164,950 | 164,950 |
| Atlantic Christian College | 17,368 | 3,875 | 15,321 | 1,373 | | 15,349 | 5,892 | | 59,678 | 43,829 |
| Salem College | 33,172 | 23,952 | 72,329 | 19,411 | 20,000 | 5,000 | | | 173,864 | 168,864 |
| NORTH DAKOTA | | | | | | | | | | |
| Fargo College | 10,000 | 1,500 | 9,000 | 5,500 | 25,000 | | 48,000 | 14,000 | 113,000 | 113,000 |
| Jamestown College | 21,010 | 7,537 | 21,607 | 24,041 | 20,000 | | 23,203 | 1,926 | 119,324 | 119,324 |
| OHIO | | | | | | | | | | |
| Ohio Northern University | 130,475 | 2,719 | | 9,904 | 64,683 | 12,948 | 15,175 | 5,336 | 153,367 | 140,379 |
| Mount Union College | 58,201 | 8,048 | 7,023 | 27,495 | 8,420 | 24,467 | 4,769 | 1,400 | 198,076 | 173,600 |
| Ashland College | 41,000 | 2,901 | 19,312 | 51,212 | 14,766 | 31,265 | 7,961 | 996 | 152,812 | 41,000 |
| Baldwin-Wallace College | 44,650 | | | 7,171 | | | 3,535 | | 66,770 | 66,770 |
| Blairstown College | 26,434 | | | 7,713 | | | | | 64,253 | 32,988 |
| Cedarville College | 5,978 | | | 450 | | | | | 17,350 | 17,350 |
| Cincinnati College of Dental Surgery | 16,900 | | | | | | | | 16,800 | 16,800 |
| Cincinnati College of Pharmacy | 16,800 | | | | | | | | 14,000 | 14,000 |
| College and Academy of the Sacred Heart | 14,000 | | | | | | | | 49,600 | 19,600 |
| Eclectic Medical College | 13,600 | | | | | | | | 14,000 | 14,000 |
| Lease Theological Seminary | 33,400 | | | 3,000 | 12,000 | 30,000 | 1,670 | 3,000 | 48,221 | 43,221 |
| Ohio College of Dental Surgery | 65,000 | | | 34,551 | | | | | 33,400 | 33,400 |
| St. Xavier College | 148,358 | | | 171,786 | | | | | 320,144 | 320,144 |
| Case School of Applied Science | 25,765 | | | | | | | | 49,759 | 49,759 |
| St. Ignatius College | 449,495 | | | 275,637 | | | | | 870,552 | 870,552 |
| Western Reserve University | 26,403 | 7,762 | 12,486 | 12,909 | 153,728 | 3,836 | 13,975 | 118,959 | 366,741 | 361,905 |
| Capital University | 26,159 | | 7,762 | 9,903 | 7,537 | 15,358 | 45,257 | 127,653 | 78,214 | 62,856 |
| Bonebrake Theological Seminary | | | | | | | | | | |
| Central Theological Seminary | | | | | | | | | | |
| Reformed Church in the United States | 510 | 474 | 345 | 6,331 | | 11,206 | 8,316 | 2,500 | 29,682 | 18,476 |
| University of Dayton | 72,986 | 24,374 | 153,456 | | | | | | 250,816 | 250,816 |
| Defiance College | 32,310 | 5,608 | 4,982 | 33,498 | 878 | 12,870 | 17,303 | | 107,449 | 94,579 |
| Ohio Wesleyan University | 270,900 | | 8,000 | 95,716 | | 100,000 | 36,800 | 2,280 | 508,696 | 406,696 |
| Pindlay College | 19,378 | 1,400 | 4,298 | 11,837 | | 6,845 | 10,637 | 4,469 | 69,438 | 62,963 |
| Kenyon College | 20,681 | 6,155 | 48,683 | 63,840 | 10,576 | 7,094 | 7,301 | | 153,744 | 153,744 |
| Hiram College | 44,865 | | | 28,710 | | | 10,000 | 18,215 | 101,790 | 101,790 |
| Marietta College | 21,762 | 1,058 | | 53,408 | | 211,161 | 3,865 | 6,467 | 327,721 | 86,560 |
| Muskingum College | 70,830 | 2,468 | 3,769 | 19,173 | | 1,104 | 26,621 | 139,995 | 330,983 | 329,879 |
| Oberlin College | 291,084 | 27,226 | 138,418 | 141,472 | 67,023 | 80,781 | 68,297 | 168,710 | 913,282 | 832,501 |

¹ Colored.

² From city for library.

TABLE 31.—Privately controlled universities, colleges, and professional schools—Receipts from all sources in 1921-22—Continued

| Institutions | From student fees | | | From pro- ductive funds | From United States (Gov- ernment, State, or city | From private benefactions | | | From all other sources | Total re- ceipts | Total re- ceipts, ex- clusive of additions to endow- ments |
|-----------------------------|---|------------------|---|-------------------------------|---|-------------------------------|--------------------|-------------------------|------------------------------|---------------------|---|
| | For tuition and other educational services | For room rent | For board and other noneduca- tional serv- ices | | | For in- crease of plant | For endow- ment | For current expenses | | | |
| 1 | 2 | 3 | 4 | 5 | 6 | 7 | 8 | 9 | 10 | 11 | 12 |
| OHIO—continued | | | | | | | | | | | |
| Oxford College for Women | \$24,395 | \$29,766 | \$58,787 | \$28,190 | | \$2,103 | \$127,741 | \$8,065 | \$20,761 | \$83,182 | \$83,182 |
| Western College for Women | 51,498 | | 68,059 | 12,503 | | | | 13,512 | 17,719 | 336,163 | 208,422 |
| Lake Erie College | 41,791 | | 64,685 | 34,954 | | | | 16,344 | 2,648 | 150,210 | 150,210 |
| Wittenberg College | 68,290 | 9,959 | 28,431 | 21,266 | | | 110,000 | 41,246 | 2,648 | 242,195 | 132,195 |
| Heidelberg University | 39,600 | 6,203 | 5,566 | | | | 175,415 | 9,246 | 70,501 | 321,407 | 143,992 |
| Gitterbein College | 58,090 | 4,863 | 21,611 | 7,366 | | | | 2,340 | 8,923 | 143,639 | 143,639 |
| Wilmington College | 30,813 | 17,964 | 62,227 | 83,440 | | | 168,166 | 20,337 | 33,961 | 75,916 | 75,916 |
| College of Wooster | 84,297 | 8,113 | 24,917 | 6,669 | | 119,156 | | | 210,600 | 470,392 | 302,226 |
| Antioch College | 46,337 | | | | | | | | | 413,792 | 413,792 |
| OKLAHOMA | | | | | | | | | | | |
| Phillips University | 68,989 | 0,661 | 20,199 | 25,218 | | | | | 56,873 | 177,940 | 177,940 |
| Oklahoma Baptist University | 47,454 | 5,649 | 2,228 | | | | | | 43,910 | 97,302 | 97,302 |
| OREGON | | | | | | | | | | | |
| Albany College | 5,983 | 815 | 2,228 | 14,642 | | | | | 1,849 | 36,358 | 36,358 |
| Eugene Bible University | 6,648 | 2,022 | 12,826 | 9,551 | | 15,474 | 48,930 | 21,939 | 1,500 | 106,064 | 57,134 |
| Pacific University | 6,951 | | 10,997 | 8,000 | | 5,000 | | | | 33,777 | 33,777 |
| Linnfield College | 18,950 | 395 | 8,297 | 16,826 | | 29,830 | 3,997 | 51,275 | 288 | 132,558 | 128,561 |
| Columbia College | 9,368 | 1,000 | | | | 10,000 | | 8,455 | 4,447 | 41,567 | 41,567 |
| Pacific College | 6,655 | 1,676 | | 5,423 | | | | 310 | 153 | 14,217 | 14,217 |
| North Pacific College | 124,311 | | | 20,058 | | | | | 38,000 | 182,369 | 182,369 |
| Northwestern College of Law | 6,680 | | | 40,171 | | | | 25,000 | 25,000 | 177,934 | 6,680 |
| Reed College | 37,323 | 13,450 | 35,166 | 1,415 | | \$1,824 | | | 6,073 | 8,325 | 8,325 |
| Kimball School of Theology | 87,837 | | | 24,000 | | | | | 21,365 | 119,860 | 119,860 |
| Willamette University | 33,542 | 3,968 | 18,782 | | | | | | | | |

| PENNSYLVANIA | | | | | | | | | | | |
|---|-----------|---------|-----------|---------|---------|---------|-----------|-----------|-----------|-----------|-----------|
| Cedar Crest College for Women | 56,144 | 17,786 | 25,143 | 36,700 | 42,449 | 6,110 | 116,570 | 185,570 | 116,570 | 116,570 | 116,570 |
| Muhlenberg College | 41,696 | 31,564 | 14,948 | 23,508 | 41,655 | 34,231 | 173,151 | 173,151 | 173,151 | 173,151 | 130,702 |
| Lebanon Valley College | 34,329 | | | | | 21,585 | 150,867 | 150,867 | 150,867 | 150,867 | 115,212 |
| St. Vincent College and Theological Seminary | 35,000 | 160,000 | 961 | | | | | 195,000 | 195,000 | 195,000 | 195,000 |
| Beaver College | 18,189 | 10,390 | 14,396 | 25,110 | 6,608 | 19,900 | 46,060 | 46,060 | 46,060 | 46,060 | 107,350 |
| Geneva College | 46,126 | | 1,584,433 | | | 12,500 | 113,984 | 113,984 | 113,984 | 113,984 | 547,484 |
| Lehigh University | 304,079 | 44,981 | 9,661 | 8,411 | | 7,584 | 36,286 | 36,286 | 36,286 | 36,286 | 36,286 |
| Moravian College and Theological Seminary | 10,630 | | 2,241 | | | | 38,784 | 38,784 | 38,784 | 38,784 | 38,784 |
| Moravian Seminary and College for Women | 12,181 | 24,362 | 229,128 | | 831,068 | 24,994 | 1,564,462 | 1,564,462 | 1,564,462 | 1,564,462 | 733,396 |
| Bryn Mawr College | 148,636 | 163,806 | 31,098 | | 1,010 | 4,599 | 1,777 | 1,777 | 1,777 | 1,777 | 142,132 |
| Dickinson College | 103,211 | 73,140 | 11,417 | | 1,010 | 4,599 | 31,602 | 31,602 | 31,602 | 31,602 | 240,120 |
| Wilson College | 94,184 | | 77,000 | | | | 77,500 | 77,500 | 77,500 | 77,500 | 77,000 |
| Cross Theological Seminary | | 14,570 | 13,568 | | 42,612 | 42,581 | 207,210 | 207,210 | 207,210 | 207,210 | 207,210 |
| Ursinus College | 42,368 | 20,889 | 96,276 | 100,259 | 343,069 | 30,679 | 8,964 | 8,964 | 8,964 | 8,964 | 432,629 |
| Lafayette College | 174,053 | 1,609 | 30,000 | | | | 13,000 | 13,000 | 13,000 | 13,000 | 127,000 |
| Gettysburg College | 74,000 | | | | | | | | | | |
| Theological Seminary of the General Synod of Evangelical Lutheran Church in the United States | 1,107 | 101,362 | 22,810 | 38,298 | 15,200 | 3,000 | 42,117 | 42,117 | 42,117 | 42,117 | 28,917 |
| Sutton Hill College for Women | 72,925 | 19,581 | 8,368 | | | | 115,782 | 115,782 | 115,782 | 115,782 | 328,367 |
| Theological College | 21,500 | 65,797 | 15,463 | 16,099 | 8,620 | 17,777 | 64,213 | 64,213 | 64,213 | 64,213 | 198,719 |
| Grove City College | 98,906 | 52,050 | 159,013 | 1,546 | 106,724 | 4,017 | 214,818 | 214,818 | 214,818 | 214,818 | 438,867 |
| Haverford College | 44,900 | 34,203 | 39,400 | 42,875 | 34,200 | 10,000 | 394,911 | 394,911 | 394,911 | 394,911 | 98,900 |
| Franklin and Marshall College | 62,500 | 54,293 | 33,311 | 7,875 | 66,928 | 7,606 | 81,414 | 81,414 | 81,414 | 81,414 | 327,983 |
| Bucknell University | 163,185 | 14,908 | 32,710 | 1,437 | 94,045 | 7,500 | 352,300 | 352,300 | 352,300 | 352,300 | 258,255 |
| Lincoln University | 7,933 | 18,394 | 60,937 | | | | 56,540 | 56,540 | 56,540 | 56,540 | 56,540 |
| Allegheny College | 104,261 | 17,425 | 17,425 | 7,008 | | 10,061 | 173,288 | 173,288 | 173,288 | 173,288 | 173,288 |
| Irving Female College | 56,540 | 36,523 | 29,574 | | | | 144,014 | 144,014 | 144,014 | 144,014 | 425,418 |
| Albright College | 14,429 | 26,769 | 100,389 | | | | 40,388 | 40,388 | 40,388 | 40,388 | 40,388 |
| Westminster College | 56,404 | 24,841 | 40,385 | | | | 786,566 | 786,566 | 786,566 | 786,566 | 786,566 |
| Drexel Institute | 262,254 | | 47,628 | | | | 50,000 | 50,000 | 50,000 | 50,000 | 50,000 |
| Dropsie College | | | | | | | | | | | |
| Jefferson Medical College | 163,209 | | | | | | | | | | |
| La Salle College | 50,000 | | | | | | | | | | |
| Lutheran Theological Seminary at Philadelphia | | 15,000 | 34,645 | | 11,933 | 5,771 | 67,349 | 67,349 | 67,349 | 67,349 | 55,417 |
| Philadelphia College of Pharmacy and Science | 125,365 | | | | | | | | | | |
| St. Joseph's College | 51,196 | | | | 1,555 | | 141,369 | 141,369 | 141,369 | 141,369 | 141,369 |
| Temple University | 507,236 | 24,522 | 496,366 | 17,649 | 1,555 | | 52,751 | 52,751 | 52,751 | 52,751 | 52,751 |
| University of Pennsylvania | 1,982,939 | 181,417 | | 90,523 | 560,844 | 124,498 | 696,559 | 696,559 | 696,559 | 696,559 | 696,559 |
| Woman's Medical College of Pennsylvania | | | | | | | 4,499,962 | 4,499,962 | 4,499,962 | 4,499,962 | 4,499,962 |
| Carnegie Institute of Technology | 24,623 | 128,030 | 14,833 | 165,000 | 2,942 | 490,000 | 51,956 | 51,956 | 51,956 | 51,956 | 51,956 |
| | 531,082 | | 333,931 | | | | 1,840,778 | 1,840,778 | 1,840,778 | 1,840,778 | 1,840,778 |

* \$2,500 from United States Government; \$10,000 from the State.

* From State.

* From United States Government.

* Colored.

TABLE 31.—Privately controlled universities, colleges, and professional schools—Receipts from all sources in 1921-22—Continued

| Institutions | From student fees | | | From productive funds | From private benefactions | | | From all other sources | Total receipts | Total receipts, exclusive of additions to endowments | |
|--|--|-------------------|---|-----------------------|---|-----------------------|---------------|------------------------|----------------|--|----------------------|
| | For tuition and other educational services | For room and rent | For board and other noneducational services | | From United States Government, State, or city | For increase of plant | For endowment | | | | For current expenses |
| 1 | 2 | 3 | 4 | 5 | 6 | 7 | 8 | 9 | 10 | 11 | 12 |
| PENNSYLVANIA—continued | | | | | | | | | | | |
| Duquesne University of the Holy Ghost | \$107,595 | \$2,754 | \$70,379 | \$3,958 | | | \$11,730 | \$39,518 | \$6,295 | \$187,023 | \$187,023 |
| Pennsylvania College for Women | 39,573 | 9,413 | 35,332 | 24,970 | | | 250,097 | 96,018 | 51,029 | 127,799 | 127,799 |
| Pittsburgh Theological Seminary | 733,629 | | 105,619 | 34,962 | \$134,588 | | 9,224 | | 18,858 | 1,872,898 | 1,622,501 |
| University of Pittsburgh | | | | 43,214 | | | | | | 66,266 | 57,072 |
| Western Theological Seminary | | | | 50,000 | | | 75,000 | | 2,000 | 82,928 | 82,928 |
| Marywood College | 18,000 | 1,500 | 13,426 | 12,000 | | 20,000 | | | 19,810 | 198,000 | 123,000 |
| Susquehanna University | 40,000 | 12,000 | 32,000 | 123,703 | | | | | 7,473 | 316,870 | 316,870 |
| Swarthmore College | 163,357 | | | 5,000 | | | 500 | | 14,625 | 188,921 | 188,921 |
| Villanova College | 176,448 | 6,384 | | 51,142 | | | 4,600 | | 16,685 | 147,029 | 146,529 |
| Washington and Jefferson College | 57,693 | | | 8,814 | | 1,150 | | | 8,200 | 42,882 | 38,282 |
| Waynesburg College | 17,751 | | | | | | | | | | |
| RHODE ISLAND | | | | | | | | | | | |
| Brown University | 343,539 | 35,895 | | 311,410 | | | | | 163,046 | 853,890 | 853,890 |
| Providence College | 32,500 | | | | | | | | | 32,500 | 32,500 |
| Rhode Island College of Pharmacy and Allied Sciences | 21,355 | | | | | | | | 2,301 | 23,656 | 23,656 |
| SOUTH CAROLINA | | | | | | | | | | | |
| Presbyterian College of South Carolina | 8,728 | 6,640 | 23,373 | 9,513 | | 14,223 | | 21,235 | | 83,711 | 83,711 |
| Benedict College | 9,423 | | 25,632 | 17,262 | | | | 25,494 | | 60,549 | 60,549 |
| Columbia Theological Seminary | | 200 | | 4,400 | | | | 2,300 | 24,766 | 42,028 | 42,028 |
| Southern Lutheran Theological Seminary | 4,971 | 1,433 | 20,000 | 11,631 | | | 57,000 | | 1,200 | 8,100 | 8,100 |
| Erskine College | 10,000 | | 53,401 | 12,000 | | | | | 1,277 | 76,312 | 19,312 |
| Furman University | 65,167 | | | 18,666 | | | 700 | | 25,000 | 67,000 | 67,000 |
| Greenville Woman's College | 68,901 | | 53,401 | 38,100 | | | | | | 118,568 | 118,568 |
| Lander College | 28,510 | 2,000 | 51,360 | 9,000 | | | | | | 88,267 | 87,567 |
| Cokes College for Women | 11,000 | 31,387 | 70,948 | 21,159 | | | 310,000 | | 3,000 | 117,970 | 117,970 |
| Newberry College | 85,245 | 1,516 | | 13,018 | | | | | | 30,600 | 30,600 |
| Converse College | 37,775 | | | | | | | | | 527,799 | 208,799 |
| Wofford College | | | | | | | | | | 53,109 | 53,109 |

SOUTH DAKOTA

| | | | | | | |
|-----------------------------------|--------|--------|--------|-------|---------|---------|
| Huron College | 43,246 | 10,375 | 34,191 | 2,31 | 116,507 | 106,132 |
| Dakota Wesleyan University | 27,854 | 5,029 | 42,479 | 1,223 | 132,242 | 131,742 |
| Sion Falls College | 4,500 | | 30,000 | | 54,900 | 54,900 |
| Westington Springs Junior College | 9,810 | | 3,198 | 1,336 | 23,258 | 23,258 |
| Yankton College | 14,211 | 5,029 | 32,725 | 443 | 98,221 | 98,221 |

TENNESSEE

| | | | | | | |
|--------------------------------------|---------|--------|---------|--------|---------|---------|
| King College | 8,958 | | | 15,457 | 36,826 | 36,826 |
| Chattanooga Law School | | | 5,000 | 41,793 | 3,169 | 101,885 |
| University of Chattanooga | 1,243 | | 7,038 | 16,505 | 68,725 | 68,725 |
| Southwestern Presbyterian University | 9,119 | 7,500 | 5,328 | 10,249 | 70,903 | 70,903 |
| Tusculum College | 15,873 | | 39,738 | 2,175 | 285,124 | 285,124 |
| Lincoln Memorial University | 162,905 | | 12,904 | 2,741 | 87,934 | 87,734 |
| Union University | 9,845 | 12,673 | 2,000 | | 173,500 | 98,500 |
| Carson and Newman College | 26,000 | 28,040 | 18,249 | | 56,981 | 44,349 |
| Johnson Bible College | 1,400 | 2,300 | 32,830 | 2,101 | 73,252 | 73,252 |
| Knoxville College | 6,237 | | 4,256 | | 53,761 | 53,761 |
| Cumberland University | 5,714 | | 16,222 | 18,370 | 308,557 | 155,226 |
| Maryville College | 18,837 | 28,765 | 10,100 | | 51,535 | 51,535 |
| Milligan College | 1,140 | 5,400 | 70,000 | | 138,457 | 138,457 |
| Tennessee College | 35,311 | | 109,196 | 1,060 | 193,873 | 193,873 |
| Fisk University | 33,048 | 3,000 | 7,500 | 19,279 | 641,841 | 141,841 |
| Meharry Medical College | 296,444 | | 14,192 | | 519,501 | 519,501 |
| Van derbilt University | 21,000 | | | | 37,800 | 30,800 |
| Martin College | 36,356 | | 11,848 | 46,246 | 262,312 | 168,657 |
| University of the South | 11,039 | | | | | |

TEXAS

| | | | | | | |
|--|---------|--------|--------|--------|---------|---------|
| Arlene Christian College | 35,248 | 45,058 | 5,919 | 28,451 | 121,903 | 121,903 |
| Simmons College | 7,889 | | | 10,000 | 130,349 | 130,349 |
| Austin Presbyterian Theological Seminary | 211,757 | | 16,842 | | 451,090 | 451,090 |
| Baylor Female College | 7,000 | | 3,808 | | 41,137 | 41,137 |
| Daniel Baker College | 3,181 | 8,594 | | | 112,877 | 112,877 |
| Howard Payne College | 7,769 | | 33,498 | | 85,010 | 85,010 |
| Clarendon College | 28,270 | | | | 123,353 | 123,353 |
| Southern Methodist University | 10,691 | | | | 16,600 | 16,600 |
| University of Dallas | 1,600 | | | | 48,317 | 48,317 |
| Deccatur Baptist College | 17,065 | | | | 257,441 | 257,441 |
| Texas Christian College | 13,840 | | 74,437 | | 218,748 | 218,748 |
| Southwestern University | 16,776 | | 27,541 | | 15,040 | 15,040 |
| Burleson College | 13,434 | | | | 13,577 | 13,577 |
| Wesley College | 6,666 | 75,000 | 2,450 | | 798,800 | 798,800 |
| Rice Institute | 29,600 | | | | 9,500 | 9,500 |
| Texas Dental College | 3,240 | 6,250 | 1,300 | 300 | 35,540 | 35,540 |
| Alexander College | 12,300 | | 12,477 | | 27,057 | 27,057 |
| Meridian College | 14,157 | | | | 60,024 | 60,024 |
| Texas Presbyterian College | 14,075 | | | | 31,060 | 31,060 |
| Trusk College | 9,067 | 2,924 | | | | |

From State.

Colored.

TABLE 31.—Privately controlled universities, colleges, and professional schools—Receipts from all sources in 1921-22—Continued

| Institutions | From student fees | | | From United States Government, State, or city | From private benefactions | | | From all other sources | Total receipts | Total receipts, exclusive of additions to endowments |
|---------------------------------|--|---------------|---|---|---------------------------|---------------|----------------------|------------------------|----------------|--|
| | For tuition and other educational services | For room rent | For board and other noneducational services | | For increase of plant | For endowment | For current expenses | | | |
| | 2 | 3 | 4 | 6 | 7 | 8 | 9 | 10 | 11 | 12 |
| TEXAS—continued | | | | | | | | | | |
| Westmoorland College | \$29,200 | | \$22,307 | | | | \$13,080 | \$2,474 | \$64,596 | \$64,596 |
| Carr-Burdette College | 7,400 | | 14,000 | \$400 | | | | | 24,474 | 24,474 |
| Kidd-Key College | 41,544 | | 83,086 | | | | | | 124,630 | 124,630 |
| Texas Military College | 22,500 | \$22,500 | 45,000 | | | | | | 110,000 | 110,000 |
| Thorpe Spring Christian College | 8,000 | | 16,875 | | | \$400 | | | 25,675 | 17,675 |
| Baylor University | 90,882 | 6,719 | 16,313 | | | | | 81,788 | 195,372 | 195,372 |
| Trinity University | 40,823 | 6,720 | 2,280 | | | | | 11,370 | 64,193 | 64,193 |
| UTAH | | | | | | | | | | |
| Brigham Young College | 6,145 | | | | | | | 50,130 | 56,275 | 56,275 |
| Weber College | 11,722 | | | | | | | 77,700 | 89,422 | 89,422 |
| Brigham Young University | 31,762 | 733 | 7,311 | | \$5,591 | | 107,700 | 2,369 | 216,696 | 216,696 |
| Westminster College | 6,536 | | 19,205 | | 10,000 | 21,449 | 19,271 | 20,300 | 101,498 | 80,049 |
| VERMONT | | | | | | | | | | |
| Middlebury College | 64,967 | 28,889 | 72,449 | \$31,200 | 300 | 276,202 | 16,075 | 9,935 | 590,603 | 314,401 |
| Norwich University | 71,077 | | | 24,000 | | | | 48,982 | 152,400 | 152,400 |
| St. Michael's College | 45,000 | | | | | | | | 45,000 | 45,000 |
| VIRGINIA | | | | | | | | | | |
| Martha Washington College | 24,375 | 9,765 | 29,654 | | | | | 11,741 | 75,535 | 75,535 |
| Randolph-Macon College | 21,251 | | | | | | | | 72,593 | 72,593 |
| Blackstone College for Girls | 75,000 | | 51,312 | | | | | 600 | 75,500 | 75,500 |
| Bridgewater College | 21,480 | 5,000 | 22,094 | | | | 5,622 | 6,774 | 77,081 | 77,081 |
| Sullins College | 10,000 | | 70,000 | | | | | | 120,000 | 120,000 |
| Virginia Intermont College | 12,630 | 19,404 | 35,966 | | 100,000 | | | | 198,088 | 198,088 |
| Daleville College | 5,585 | 2,385 | 8,785 | | | | | 10,472 | 32,433 | 37,453 |
| Averett College | 38,088 | | | | 50,000 | | | | 88,088 | 88,088 |

| | | | | | | | | | |
|---|---------|---------|---------|--------|---------|---------|---------|---------|--|
| Emory and Henry College | 30,100 | 1,455 | 51,026 | 4,212 | 2,015 | 23,664 | 92,343 | 92,343 | |
| Hampton-Sidney College | 20,204 | | 111,781 | 9,618 | 15,000 | 17,297 | 68,607 | 68,607 | |
| Hollins College | 63,868 | 14,015 | | 71,097 | 15,200 | 295,540 | 222,946 | 222,946 | |
| Washington and Lee University | 17,848 | 10,103 | 31,555 | 1,195 | 11,115 | 6,284 | 240,360 | 240,360 | |
| Lynchburg College | 24,183 | | 180,872 | 21,983 | 12,300 | 40,131 | 91,028 | 91,028 | |
| Randolph-Macon Woman's College | 118,992 | | | | 2,000 | | 384,178 | 384,178 | |
| Marion College | 33,000 | | | | | | 37,000 | 37,000 | |
| Union Theological Seminary | 82,544 | 31,456 | 62,770 | 40,030 | | 15,360 | 55,390 | 55,390 | |
| University of Richmond | 6,034 | 7,306 | 19,004 | 72,873 | | 18,468 | 271,211 | 271,211 | |
| Virginia Union University | 18,816 | 6,384 | 21,653 | 8,905 | | 40,390 | 74,827 | 74,827 | |
| Roosevelt College | 31,888 | 11,106 | 38,464 | 14,000 | | 11,829 | 87,625 | 87,625 | |
| Sweet Briar College | | | | | 6,392 | 23,919 | 234,297 | 197,377 | |
| WASHINGTON | | | | | | | | | |
| Gonzaga University | 10,020 | 2,300 | 40,000 | 57,000 | | 50,000 | 103,220 | 103,220 | |
| Whitworth College | 5,370 | 2,240 | 6,127 | 22,700 | | 400 | 46,520 | 46,520 | |
| College of Puget Sound | 27,421 | | | 18,391 | 34,705 | 11,793 | 146,259 | 104,018 | |
| Whitman College | 14,561 | 9,111 | 23,080 | 47,683 | 1,792 | 930 | 185,117 | 139,761 | |
| WEST VIRGINIA | | | | | | | | | |
| Bethany College | 10,025 | | | 57,000 | 4,000 | 10,000 | 141,025 | 141,025 | |
| West Virginia Wesleyan College | 51,170 | 3,469 | 19,371 | 22,700 | 21,000 | 1,070 | 193,220 | 193,220 | |
| Davis and Elkins College | 12,755 | 1,693 | 3,000 | 5,825 | | 3,752 | 37,315 | 37,315 | |
| Salem College | 15,928 | 1,101 | | | | 10,126 | 42,730 | 42,106 | |
| WISCONSIN | | | | | | | | | |
| Lawrence College | 167,747 | 3,777 | 128,952 | 53,881 | 125,210 | 10,851 | 788,041 | 363,431 | |
| Northland College | 7,445 | 18,681 | 25,231 | 5,045 | 3,481 | 23,550 | 69,129 | 63,648 | |
| Beloit College | 107,329 | 1,211 | 10,015 | 97,965 | 11,119 | 27,865 | 313,154 | 272,035 | |
| Milton College | 8,424 | | | 14,219 | 2,732 | 7,149 | 37,983 | 35,261 | |
| Marquette University | 116,175 | 101,808 | | 62,448 | 4,155 | 13,989 | 709,708 | 705,643 | |
| Milwaukee-Dowser College | 74,234 | | | 35,242 | 66,781 | 10,415 | 301,250 | 234,469 | |
| Nashotah House | | | 1,800 | 17,715 | | 4,151 | 30,929 | 30,929 | |
| Mission House | 8,029 | | | 2,387 | 19,175 | 30,762 | 78,730 | 60,753 | |
| Campion College | 60,000 | 10,022 | 132,000 | 20,780 | 2,400 | | 235,302 | 235,302 | |
| St. Mary's College | 11,000 | 2,000 | 35,000 | 19,828 | | | 51,000 | 51,000 | |
| Ripon College | 51,123 | 22,676 | 39,261 | 3,000 | 20,000 | 42,711 | 175,569 | 175,569 | |
| Northwestern College | 2,881 | | 18,389 | | | 28,110 | 72,710 | 72,710 | |
| Carroll College | 44,333 | 3,733 | 10,970 | 21,000 | | 5,350 | 85,556 | 85,556 | |
| Evangelical Lutheran Theological Seminary | | | | | 5,115 | 23,732 | 28,867 | 28,867 | |

From State

Colored