

Missouri Department of Higher Education

Annual Report

Fiscal Year ■ 2009

MDHETM

Missouri Department of Higher Education

*Building Missouri's future...
by degrees®*



Missouri Department of Higher Education

Annual Report

Fiscal Year ■ 2009



3515 Amazonas Drive

Jefferson City, MO 65109-5717

Phone: (573) 751-2361 • Fax: (573) 751-6635 • Information Center: (800) 473-6757

www.dhe.mo.gov • info@dhe.mo.gov



Building Missouri's future . . . by degrees

Dear Governor Nixon, Members of the General Assembly and Citizens of Missouri,

The Coordinating Board for Higher Education and the Missouri Department of Higher Education present this FY2009 Annual Report to inform you of the state's status and progress in higher education.

This year's shortened format is intended to provide a snapshot of how Missouri measures up in the goals outlined by the state's coordinated plan for higher education, *Imperatives for Change: Building a Higher Education System for the 21st Century*. This annual report describes each goal, provides data and conclusions regarding progress toward that goal, and summarizes efforts of the MDHE toward achieving the goal.

This electronic version of the FY2009 Annual Report also provides live links to appendices with extensive information regarding enrollment, student aid, grants, academic program actions and the FY2011 appropriation request.

As the report describes, Missouri struggles to improve access to and maintain quality in higher education in stark economic times. Most measures of the goals outlined in *Imperatives for Change* indicate that the state is about average in meeting objectives. Yet by understanding the challenges and collectively making progress toward improvement, more Missouri children will aspire to, attain and enjoy the benefits provided by a college degree.

It is with great hope for this and future generations that we present the FY2009 Annual Report.

Sincerely,

A handwritten signature in black ink that reads "Robert B. Stein". The signature is fluid and cursive, with a long horizontal line extending from the end of the name.

Robert B. Stein
Commissioner of Higher Education

Coordinating Board for Higher Education

Lowell Kruse

Chair

St. Joseph

Mary Beth Luna Wolf

Vice Chair

St. Louis

Doris Carter

Secretary

Florissant

David Cole

Cassville

Jeanne Patterson

Belton

Kathryn Swan

Cape Girardeau

Gregory Upchurch

St. Louis

Helen Washburn

Columbia

Introduction

Each year state agencies compile information relating to their accomplishments for the previous fiscal year. This annual report is presented by the Coordinating Board for Higher Education (CBHE) to provide details about the performance of Missouri's system of postsecondary education and the activities of the Missouri Department of Higher Education (MDHE), the administrative unit that serves as staff for CBHE responsibilities and initiatives.

This year, for the first time, the annual report follows the format of the state's public agenda for higher education, *Imperatives for Change: Building a Higher Education System for the 21st Century (IFC)*. It provides baseline data for agreed-upon performance indicators as a foundation for measuring progress on major higher education goals for the next decade. During 2009, work progressed on establishing system-wide targets for IFC goals and objectives. Future editions of the MDHE Annual Report will use a dashboard format to demonstrate areas of success as well as those needing more attention.

In Missouri, more than 400,000 students attended 13 public four-year university campuses, 21 public two-year campuses, 25 independent colleges and universities and 163 private (proprietary) schools. Missouri taxpayers provided \$961 million to open the doors of public colleges and universities so students can affordably gain the advantages of education beyond high school, including completion of postsecondary certificate and degree programs.

The CBHE's commitment to higher education and all the benefits it provides to Missouri, tempered with cautious enthusiasm for progress in meeting mutual goals, informs these pages, respectfully submitted to the people of the state of Missouri.

Imperatives for Change (IFC)

Imperatives for Change: Building a Higher Education System for the 21st Century is a quantitative performance review of higher education in Missouri. It provides a tool to aid Missouri government and education leaders in the difficult and important work of identifying and evaluating public policy priorities in their collective efforts to move the state forward. *IFC*'s major goals form the basis for this report. The three major goals are:

- I. Increase educational attainment**
- II. Develop a 21st century society and global economy**
- III. Enhance resources and accountability through increased investment, stewardship and shared responsibility**

This annual report presents baseline data for eight indicators associated with these major goals, supplemented with data in the appendices that are collected as part of MDHE's statutory responsibilities to inform the public about Missouri higher education.

“Higher education is the best possible path for promoting equality and improving lives here in America.”
—Bill Gates

Goal I

Goal I: Increase Educational Attainment

Improve educational attainment, including certificate and degree production at all levels, to enhance the quality of Missouri's workforce and the quality of life for Missouri residents.

Missouri had a higher percentage of people with college degrees than 35 other states, but has recently slipped in national rankings. Additionally, there was great variability across communities, with some areas of the state having experienced very low attainment rates. Successfully attaining a college degree depends on a variety of factors such as preparation, persistence and affordability (enrollment cost and financial aid amount and availability). The following charts show historic trends, establish the 2009 baseline for key indicators and suggest target goals for improvement by 2020. MDHE staff initiated ongoing work with representatives of independent and public two- and four-year sectors to establish sector goals and inform the adoption of statewide targets.

Degree Attainment — Missouri's rank in educational attainment has declined since 2002. Missouri ranked 13th nationally in college attainment in 2002, dropping to 15th place in 2008.

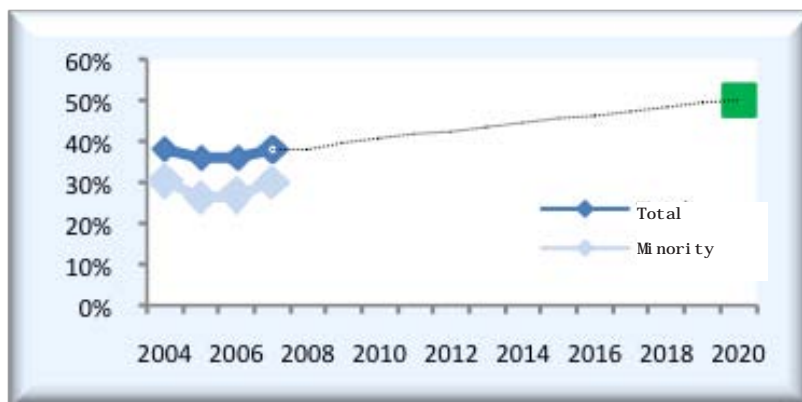
Goal: Increase the percentage of the Missouri population age 25-34 holding an associate's degree or higher.
U.S. Average: 38%

Source: U.S. Census:
American Community Survey

Year	Total	Minority
2004	38%	30%
2005	36%	26%
2006	36%	27%
2007	38%	30%
2020	50%	*

*Target goals for minority attainment are under review

Percentage of Missourians age 25-34 with an associate's degree or higher



Affordability — The percentage of family income needed to attend a 4-year institution dropped somewhat in 2007-08, but remained stable for 2-year institutions over the same period.

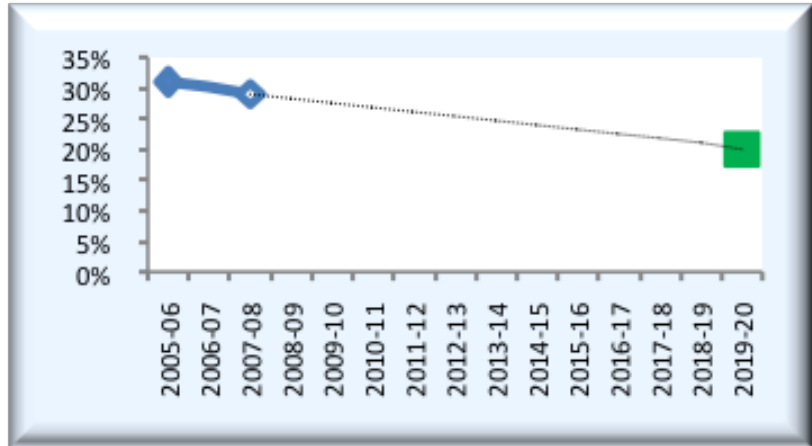
Goal: Decrease the percent of family income needed to attend a public 4-year institution after financial aid.

Top States: 10%

Source: 2008 Measuring Up

2005-06	31%
2007-08	29%
2019-20	20%

Percent of family income needed to attend a public 4-year institution



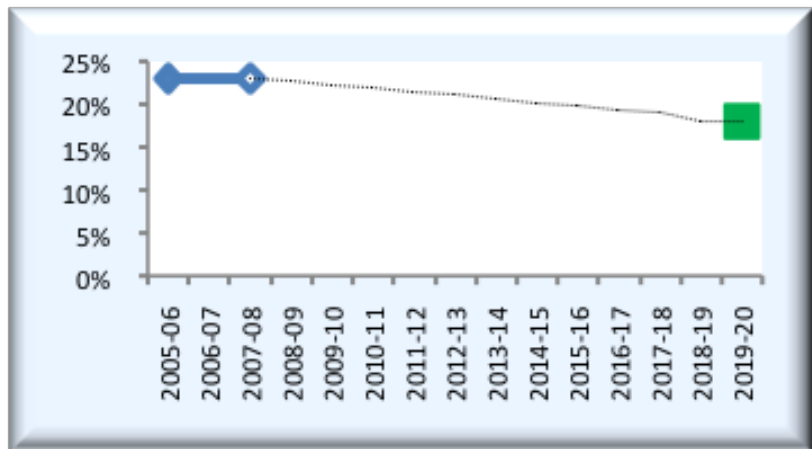
Goal: Decrease the percent of family income needed to attend a public 2-year institution after financial aid.

Top States: 13%

Source: 2008 Measuring Up

2005-06	23%
2007-08	23%
2019-20	18%

Percent of family income needed to attend a public 2-year institution



State Need-Based Aid — Missouri substantially increased the amount of need-based financial aid available through the Access Missouri program in 2009.

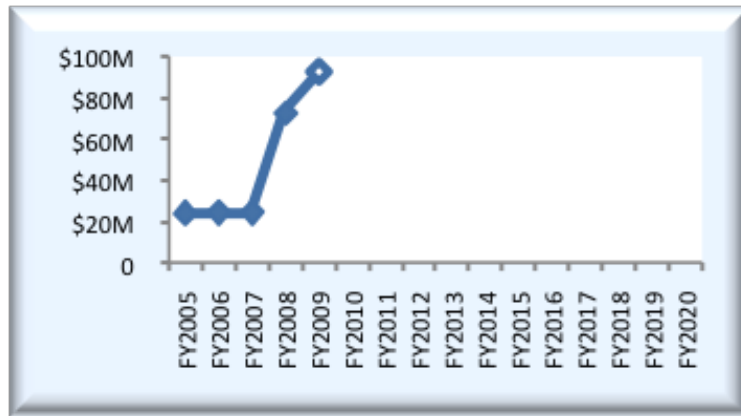
Goal: Increase the total amount of Missouri need-based aid*.

Source: MDHE Fiscal Analysis

*Access Missouri prior to FY2008: Gallagher and Guarantee

FY2005	\$23,877,662
FY2006	\$24,245,118
FY2007	\$24,635,846
FY2008	\$72,485,509
FY2009	\$92,582,926
FY2020	**

Amount of need-based student aid available



**Target goal possibilities under review:

- increases relative to CPI
- funds per FTE compared to other states

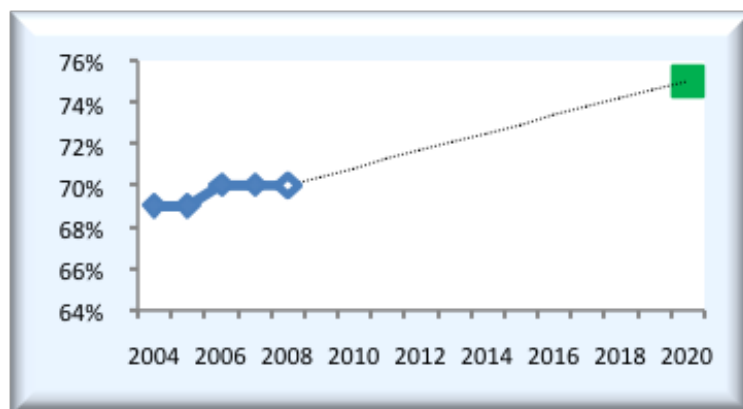
Enrollment of Recent High School Graduates — The percentage of students who enrolled in college after high school has remained flat at 69 – 70 percent over the past 5 years.

Goal: Increase the percent of recent Missouri high school graduates who enroll for post-secondary education.

Source: DESE Graduate Follow-Up Survey

2004	69%
2005	69%
2006	70%
2007	70%
2008	70%
2020	75%

Percent of recent high school graduates who enroll in college



Total Enrollment

Over the past five years, total headcount enrollment at Missouri's public and independent colleges and universities has grown by 7.5 percent. Public two-year institutions comprised the fastest growing sector. The state's independent institutions set the pace for growth in full-time equivalent (FTE) enrollment over the past five years at 9.3 percent. For details on 2009 enrollment, see [Enrollment Changes, Enrollment-Public and Enrollment-Private](#) at www.dhe.mo.gov/files/AnnualReportFY09.pdf.


How Does Missouri Measure Up On College Attainment?

As the data indicate, almost one-third of Missourians did not enroll in college after high school graduation, suggesting average performance when compared to other states. The percentage that did not enter college was even higher for minority and low-income students.

Cost can be a major obstacle to degree attainment. Missouri has increased the amount of financial assistance available through Access Missouri, the state's major financial aid program, by 140 percent since 2007. Stepped up outreach efforts conducted by MDHE helped families file their FAFSA forms and navigate the maze of state and federal financial aid. Despite these efforts, only 34 percent of low income freshmen filed a Free Application for Federal Student Aid (FAFSA) by April 1 in 2007-08.

The state tracks with the national average in the percent of family income required to pay for college at a public institution, according to the nationally recognized *Measuring Up* report of 2008, which graded almost every state "F" for affordability. The national report also noted the disparity between white and non-white college attainment, a difference that amounts to \$4 billion in lost economic revenue through potential earnings and taxes.

Missouri was also average when it comes to the percentage of the population with a bachelor's degree or higher, lagging the top-performing states (Massachusetts, Connecticut, Maryland, New Jersey, Colorado) by nearly 10 percentage points. However, Missouri ranked sixth in the number of graduate degrees completed per 1,000 residents by traditional students (ages 18 – 25) in 2007-08. Additionally, the state's fall-to-fall persistence rate (the number of college students who re-enroll in the fall) has improved from 21st in the nation in 2002 to 19th in 2008.



Laura Archuletta, a freshman at William Woods University, is using money invested in the MOST 529 college savings plan and student loans to pay for college, where she studies biology.

Additional *Imperatives for Change* indicators and the full baseline data report on degree attainment can be found at www.dhe.mo.gov/ifcbaselinereport.shtml.

MDHE Activities Promoting College Attainment

Student Aid Programs — The six state grant and scholarship programs administered by the MDHE in fiscal year 2009 disbursed a total of \$109,126,014 to 51,525 students. Programs include Access Missouri, Bright Flight, Marguerite Ross Barnett, Public Safety Officer or Employee's Child Survivor Grant, Vietnam Veterans Survivor Grant, GEAR UP Scholarships, War Veterans Survivors Grant, Kids' Chance Scholarship, and the Missouri Teaching Fellows. To learn more about the statutory origins of these programs and who they serve, go to [Student Aid Programs](http://www.dhe.mo.gov/files/AnnualReportFY09.pdf) at www.dhe.mo.gov/files/AnnualReportFY09.pdf.

Missouri Student Loan Program – During academic year 2008-09, the MDHE guaranteed approximately \$706.6 million in net Stafford and PLUS loans to help Missouri students achieve their educational goals. As a guarantor, the MDHE assures the lender repayment of the loan if the borrower fails to repay the debt. In addition to its responsibility as student loan guarantor, MDHE provided numerous programs to assist students who need financial assistance to attend college including:

- *Free publications, online tools and other resources* – The MDHE printed and distributed about 400,000 publications to encourage and assist degree attainment and financial literacy
- *Outreach and training* – The MDHE offered free presentations to community groups, high schools and their students on planning and preparing for college, as well as workshops for financial aid officers, high school counselors and others concerning federal and state regulations regarding financial aid administration
- *Default prevention grants* – The MDHE provided grants of up to \$25,000 for schools to implement default prevention programs; the grants have resulted in a substantial reduction in the number of borrower defaults
- *Automated Transfer of Money (ATOM)* – This automated system, administered by the MDHE, streamlines the disbursement of Federal Family Education Loan Program funds to students and families
- *FAFSA Frenzy (a program of College Goal Sunday)* – The MDHE promoted and helped to deliver statewide events designed to support students and their families in filing appropriate paperwork to obtain financial aid for college



Emma Flowers received a Bright Flight award to help her attend Lindenwood University, where she is studying to become a social worker.

College Access Challenge Grant – Missouri receives about \$900,000 annually to distribute as grants to not-for-profit groups who help low-income students prepare for, apply to and obtain financial aid to attend college. The MDHE awarded \$731,018 to nine groups in fiscal year 2009. To see all 2009 [College Access Challenge Grant](#) recipients and amounts, go to www.dhe.mo.gov/files/AnnualReportFY09.pdf.

Proprietary School Certification – The MDHE oversees proprietary schools' operating standards to ensure students are treated fairly and receive education and training consistent with the published objectives of the schools.

The number of students enrolled at non-Missouri degree granting schools (regionally accredited schools offering instruction in Missouri) decreased 9.2 percent from 2007 to 2008. The number of students enrolled in Missouri private career schools declined 5.1 percent from 2007 to 2008.

Two factors may have led to the decline: school closures and increased availability of online opportunities. Additionally, the implementation of the higher education omnibus law in 2008 removed several non-Missouri degree granting schools from the oversight of MDHE's Proprietary School Certification Program. Details regarding [enrollment in proprietary schools](#) can be found at www.dhe.mo.gov/files/AnnualReportFY09.pdf.

Collaborative Accomplishments in Educational Attainment – The Committee on Transfer and Articulation (COTA) works to smooth the transfer process for an increasingly mobile student population. In 2009, COTA brought together 200 policy makers and transfer advisers to collaborate on solutions to transfer issues. For more information on transfer and articulation efforts, go to [Transfer Students – Your Rights & Responsibilities](#).

During 2009, the MDHE worked with institutions to promote collaboration in program delivery and reduce unnecessary duplication or excessive competition. A major accomplishment is a partnership agreement among five institutions that will result in the delivery of community college-type programs in Cape Girardeau. The agreement grew out of a needs analysis conducted by an outside consultant, and resolved disagreements and tensions among institutions over expanded program delivery for this region. MDHE staff was also involved in providing perspective and facilitation in other areas of the state, including expanded medical education in the southwest region of the state, the offering of associate degrees by four-year institutions and the development of new degree offerings in homeland security.



High school senior Janee Morgan is using MDHE materials such as [The Source](#) to help her plan for college.

Higher Education Institution Program Actions – The MDHE maintains a database of academic programs offered in Missouri for use by prospective students to locate programs of interest and as a management tool for institutions in long-term planning regarding decisions about program continuation, elimination or expansion. In 2009, three academic programs were discontinued, four were placed on inactive status, 183 were changed (new titles, locations, consolidations and other related actions), and 73 were added in the public and independent sectors. To review [a summary and all academic program actions](#), go to www.dhe.mo.gov/files/AnnualReportFY09.pdf.

In 2009, for the first time, out-of-state public institutions were required to request approval for program operations in Missouri. The approved programs of these out-of-state institutions are now also referenced in the state's official inventory. Specifically, four new programs were approved for delivery; 18 programs were withdrawn; and three new courses were approved by out-of-state public institutions. To see the full range of academic programs offered by public, independent, proprietary and out of state institutions in Missouri, go to <http://highered.mo.gov/ProgramInventory/search.jsp>.



Josh Reeves majors in engineering with a minor in music at the University of Missouri-Columbia, where he attended financial aid workshops to learn more about college affordability.

Goal II: Develop a 21st Century Society and Global Economy

Contribute to a dynamic, information-based, globally competitive society and economy by collaborating with government and business.

Missouri's colleges and universities prepare citizens to enter the workforce with up-to-date knowledge and skills to compete for jobs and industry that can be located anywhere in the world. These global, knowledge-based jobs require more people with degrees in science, technology, engineering and mathematics – the so-called STEM fields – and in health-related disciplines, another high-growth career area.

Institutions of higher learning also cultivate entrepreneurs, incubate new technologies and industries, and attract federal funds to conduct research that leads to new inventions and discoveries.

The following charts show performance indicators for degrees in STEM, health and other critical fields, and the amount of funding in the form of grants and contracts flowing to Missouri postsecondary institutions.

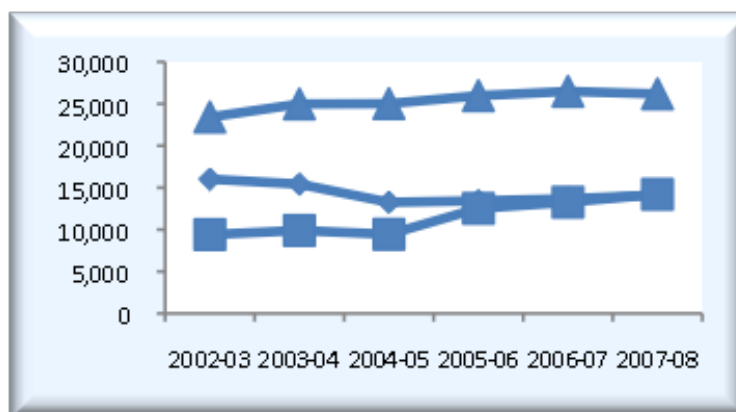
Critical Fields — *The number of graduates in the fields of science, technology, engineering and math has declined in Missouri since 2002-03, while the average growth rate increased in the U.S. as a whole. In contrast, completions in health related fields have increased.*

Source: Integrated Postsecondary Education Data System (IPEDS)

Year	STEM	Health	Critical
2002	16,019	9,406	23,417
2003	15,425	9,896	24,982
2004	13,253	9,440	25,020
2005	13,441	12,530	25,969
2006	13,670	13,268	26,483
2007	14,135	14,215	26,181

- ◆ STEM
- Health
- ▲ Critical

Number of graduates in critical fields



Grants and Contracts — Missouri institutions received almost \$1.5 billion in grants and contracts for research, greatly exceeding surrounding states but lagging behind the nation and regional peers.

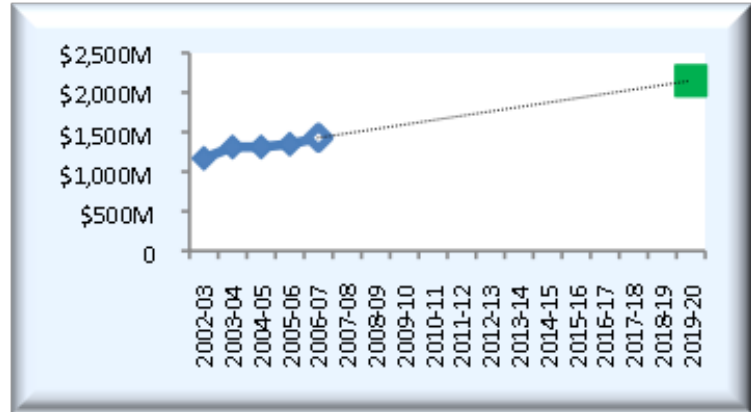
Increase the total value of external grants and contracts (including research) to Missouri postsecondary institutions.

U.S. Average: \$1.65 Billion

Source: Integrated Postsecondary Education Data System (IPEDS)

FY2003	\$1,168,570,170
FY2004	\$1,311,160,302
FY2005	\$1,311,859,348
FY2006	\$1,347,609,342
FY2007	\$1,428,587,443
FY2020	\$2,148,282,700

Value of external grants and contracts to colleges and universities



How Does Missouri Measure Up On Contributing to the Economy?

Missouri ranked 11th in the nation in the production of graduate health degrees, and 18th in the percentage of all degrees awarded in health fields in 2007-08. The percentage of degrees granted in STEM fields in Missouri was slightly higher than surrounding states but matched the national average (17 percent compared to 15 percent for neighboring states).

Similarly, Missouri did well (14th in the nation) in federal grants and contracts for research performed at independent institutions in the state.

However, according to the Kauffman Foundation’s New Economy Index, Missouri fell from 28th in the nation in 2002 to 37th in 2008. The index is used to rate how well states can compete in a global, knowledge-based economy, based on 29 criteria in five categories: knowledge jobs, globalization, economic dynamism, transformation to a digital economy and technological innovation capacity.

Imperatives for Change uses many other performance indicators to measure how Missouri's system of higher education contributes to the economy, such as universities' expenditures on research and development, the number of patents and inventions awarded to Missouri universities, the number of STEM graduates by race and gender, and others. To view additional indicators and the full *IFC* baseline report regarding the higher education's contributions to a global economy, go to www.dhe.mo.gov/ifcbaselinereport.shtml.

MDHE Activities that Support Higher Education's Contributions to the Economy

Missouri High School Graduates Report – In order to complete a college degree and enter the workforce, Missouri high school graduates must be academically prepared for college-level work. The MDHE issues the Missouri High School Graduates Report each year to assess the level of preparation for college. The latest report showed that overall enrollment in postsecondary institutions continued to tick upward, but enrollment in remedial/development course work has also increased slightly following several years of stability. In 2008, 37.5 percent of high school graduates who immediately attended college required remedial course work, up from 36.6 percent in 2007. Overall enrollment of first-time students in remedial course work was up 3.9 percent since 2007.

Collaborative Efforts Leading to Training and Job Development

Opportunities – The MDHE led efforts to bring Missouri higher education institutions together to develop academic programs to be delivered through centers of excellence in education, alternative energy, and homeland security and campus safety.

- The Federal Emergency Management Agency will conduct a pilot study for developing national certification in emergency management and continuity practice
- A consortium of public institutions developed a curriculum for a certificate in Human System Integration to provide advanced training for military personnel
- MDHE brought Missouri's community colleges and the Global Midwest Community College Consortium together to implement the energy workforce plan and agenda of the Midwest governors
- MDHE collaborated with the Kansas Board of Regents to conduct research and analysis of the movement of college graduates and workers between the two states
- MDHE collaborated with the Missouri Energy Workforce Consortium and higher education institutions to compile a database of all energy-related training and education programs offered in Missouri, and conducted a gap analysis to identify opportunities for programs in alternative/green energy and other scientific/high-technology fields



Syed Adil Shabbir is fulfilling his dream of becoming an on-air reporter at the University of Missouri-Columbia School of Journalism.

Improving Teacher Quality Grants -- The MDHE administers the Improving Teacher Quality Grant, which is funded under Title II of the No Child Left Behind Act. Each year, the MDHE disburses approximately \$1.2 million in competitive grant funds to support professional development in high-need school districts, in collaboration with K-12 districts and postsecondary institutions offering teacher education. Missouri currently targets funds toward professional development in mathematics and science; ITQG funds supported eight projects in Cycle 6, and funded eight projects in the current year (Cycle 7). Cycle 8 awards will be made in February 2010. For a complete list and description of Cycle 6 and Cycle 7 projects see www.dhe.mo.gov/cycle6awd.shtml (Cycle 6) and www.dhe.mo.gov/cycle7awd.shtml (Cycle 7).

Goal III: Enhance Resources through Increased Investment, Stewardship and Shared Responsibility

Increase external financial support for higher education by demonstrating its value to key stakeholders and public policy-makers while understanding that shared responsibility is necessary for providing a globally competitive workforce, creating valuable new knowledge and products, and enriching the quality of life of all Missourians.

Higher education has the potential to yield huge returns for Missouri students and their families in greater earning power and quality of life. Similarly, state support for public colleges and universities reaps returns that are well in excess of the amount invested.

As the cost of education rises, students benefit from a smooth enrollment-to-graduation continuum. The following charts help measure state support for higher education, and the movement of students through college.

State Appropriations — State appropriations for higher education were below 2002 levels when adjusted for inflation. Missouri ranked 43rd in per capita state support. Recent economic conditions have exacerbated an already dire situation, resulting in negative outcomes for students, their families and opportunities for postsecondary education.

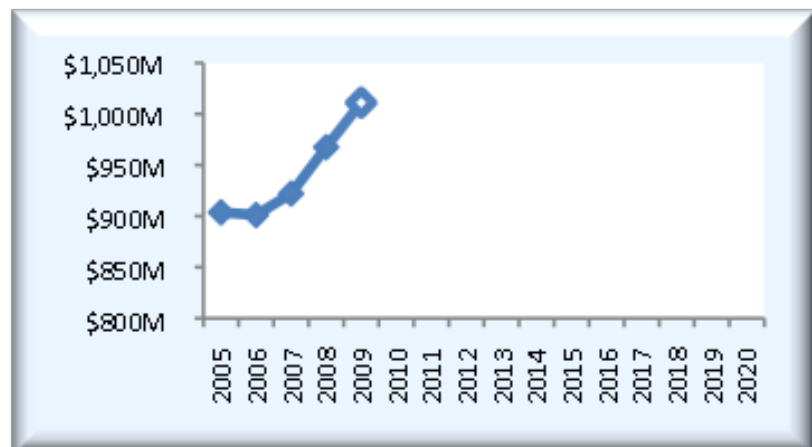
Goal: Increase total state appropriations for public higher education.

U.S. Average: \$1.5B, Top 5 States: \$6B

Source: MDHE Fiscal Analysis

FY2005	\$903,726,851
FY2006	\$901,099,587
FY2007	\$922,027,793
FY2008	\$967,504,274
FY2009	\$1,011,091,040
FY2020	

Total state appropriations for higher education



Three- and Six-Year Graduation Rates — Graduation rates improved slightly in 2008.

Missouri is slightly above the national average in graduation rates at four-year institutions and slightly below the national average at two-year institutions. Increased graduation rates result in a more efficient system; it is a very inefficient use of public and student resources when students don't complete their degrees. A variety of factors can interrupt student progress toward a degree – cost, academic preparation, personal issues.

Two-Year Institutions:

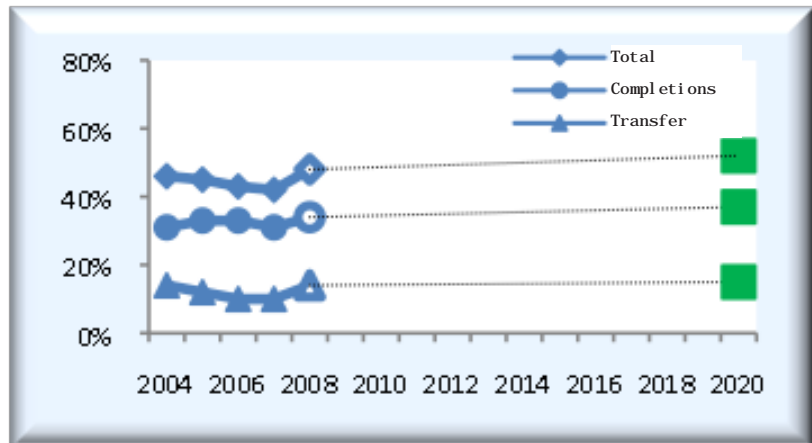
Increase the percent of degree-seeking students who complete (C) their program or transfer (T) to a four-year institution within three years.

US Average: C-37%,T-13%

Source: Integrated Postsecondary Education Data System (IPEDS)

Year	C	T	Total
2004	31%	14%	46%
2005	33%	12%	45%
2006	33%	10%	43%
2007	31%	10%	42%
2008	34%	14%	48%
2020	37%	15%	52%

Percent of students at 2-year institutions who complete or transfer to a 4-year institution within 3 years.



Four-Year Institutions:

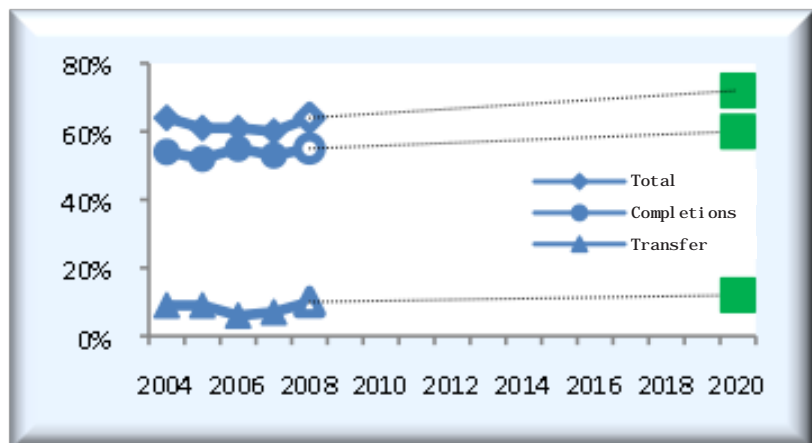
Increase the percent of degree-seeking students who complete (C) their program or transfer (T) to another four-year institution within six years.

US Average: C-51%,T-10%

Source: Integrated Postsecondary Education Data System (IPEDS)

Year	C	T	Total
2004	54%	9%	64%
2005	52%	9%	61%
2006	55%	6%	61%
2007	53%	7%	60%
2008	55%	10%	64%
2020	60%	12%	72%

Percent of students at 4-year institutions who complete or transfer to another 4-year institution within 6 years.



How Does Missouri Measure Up On Investment and Stewardship?

Although the raw numbers show an increase, state appropriations have not reached 2002 levels when adjusted for inflation, resulting in Missouri's low rank in per capita support for public higher education. From the 2002 to 2008 fiscal years, state funds as a percentage of all institutional revenue fell from 33 percent to 26 percent. Missouri appropriates 25 percent less per full-time equivalent student than the U.S. average, lagging even further behind surrounding states.

For other indicators showing Missouri's investment in higher education, see the complete *IFC* baseline report at www.dhe.mo.gov/ifcbaselinerreport.shtml.

MDHE Activities Promoting Investment and Stewardship

Goal III tracks a broad spectrum of indicators in order to promote resource enhancement and accountability for higher education. Its focus is multi-faceted: measure monetary support for institutions while tracking efficiency and transparency at the institution level. The MDHE conducts many activities that improve efficiency through coordination and enhance resources through grants and cost-saving measures.

Mission Review – The major purpose of mission review, as defined in statute, is to ensure that Missouri's system of higher education is responsive to the state's needs and is focused, balanced, cost-effective and of high quality. The MDHE reinstated mission review in fiscal year 2008 after a hiatus due to staff capacity limitations. In spring 2009, MDHE staff worked with institutions to agree on and implement an effective and efficient mission review process. The CBHE coordinated plan, *Imperatives for Change*, and institutional mission plans served as the foundation for mission review. Staff initiated a three phase process to gather materials and information, analyze them and report back to institutions the findings of mission review. Conclusions regarding the outcomes of the mission review process will be available in 2010.



Aivy Bui graduated last year from the University of Missouri-Kansas City, where she benefited from the school's mission focus with a degree in theatre performance.

Collaborative Grants – MDHE built collaboration among the Missouri P-20 Council Early Childhood programs, secondary education, higher education and economic development sectors to apply for a federal grant to build a statewide longitudinal data system. MDHE initiated other collaborative efforts to obtain federal stimulus grant funds, including workforce development and training for health care workers, energy sector workers, and expansion of information and communication technology in Missouri. Partners include the Missouri Community College Association, Department of Elementary and Secondary Education, Department of Economic Development, Department of Labor, University of Missouri Telehealth, MORENet and the Missouri Energy Workforce Consortium.

FY 2011 Institutional Core Budget — With the state facing unprecedented fiscal challenges and the national and state economies continuing to struggle, very little revenue was available to address financial needs in public higher education institutions.

The CBHE's approved FY 2011 **core institutional appropriation request** totaled \$956,475,305, which included requested general revenue replacement for the \$104,786,639 million of federal budget stabilization dollars. Details of the 2011 Institutional Core Budget Request can be found at www.dhe.mo.gov/files/AnnualReportFY09.pdf.

The Coordinating Board for Higher Education and the Missouri Department of Higher Education work to fulfill the goals of *Imperatives for Change: Building a Higher Education System for the 21st Century*:

- Increase educational attainment
- Develop a 21st century society and global economy and
- Enhance resources and accountability through increased investment, stewardship and shared responsibility

This annual report uses the goals of *Imperatives for Change* as a tool to measure the progress of higher education in Missouri. The report reveals that in 2009, Missouri's system of higher education excels in a few areas, falls far short in a number of other areas, and scores average in most. The wealth of data and reports about statewide initiatives provided in the included links serve as additional information to influence every-day decisions of key constituents throughout the state.

By measuring progress toward achieving the goals outlined in *Imperatives for Change* in this and future annual reports, we provide accountability and transparency for the state's system of higher education. How Missouri measures up in future years will depend upon the commitment of educators, practitioners, policy makers and the public to support changes that will drive the state toward excellence.

Missouri Department of Higher Education

Appendices

Fiscal Year ■ 2009



Missouri Department of Higher Education

Appendix A

Enrollment Changes and Totals



Changes in Enrollment and Programs – Section 173.040(2), RSMo

The MDHE collects annual information on student enrollment in Missouri's public and comprehensive independent institutions, which is then made available to support strategic planning by the Coordinating Board, the institutions and other interested stakeholders.

Below are summarized total headcount, full-time equivalent (FTE), and first-time degree-seeking undergraduate enrollments in the public four-year, public two-year and independent sectors across the state, reflecting fall 2004, 2007 and 2008 enrollments. Enrollment trends at individual Missouri institutions are detailed in Appendices B and C at the conclusion of the report. A few key points from the following tables:

- Over the past five years, total headcount enrollment at Missouri's public and independent colleges and universities has grown by 7.5 percent; as was the case for the previous year, public two-year institutions comprise the fastest growing sector.
- The state's independent institutions have set the pace for growth in full-time equivalent (FTE) enrollment over the past five years at 9.3 percent; one-year FTE growth (2.1 percent) is nearly identical to growth in total headcount (2.2 percent), but distribution varies across sectors.
- Over a five-year period, the state's public two-year institutions continue to lead the state in enrollment growth among first-time, full-time degree-seeking undergraduates (20.3 percent), but saw a decline in the past year, when the public four-year sector paced the state (6.4 percent).

A. Enrollment Comparison – Fall 2004, 2007 and 2008

Headcount Enrollment

	2004 Enrollment	2007 Enrollment	2008 Enrollment	Percentage change 2004 to 2008	Percentage change 2007 to 2008
Institutions statewide	331,669	349,042	356,700	7.5%	2.2%
Public institutions	214,574	223,096	228,922	6.7%	2.6%
Public 4-year	128,332	133,889	136,531	6.4%	2.0%
Public 2-year	86,242	89,207	92,391	7.1%	3.6%
Independent institutions	117,095	125,946	127,778	9.1%	1.5%

Full-Time Equivalent (FTE) Enrollment

	2004 Enrollment	2007 Enrollment	2008 Enrollment	Percentage change 2004 to 2008	Percentage change 2007 to 2008
Institutions statewide	235,030	249,549	254,747	8.4%	2.1%
Public institutions	153,375	161,233	165,500	7.9%	2.6%
Public 4-year	99,245	104,344	106,936	7.7%	2.5%
Public 2-year	54,130	56,879	58,564	8.2%	3.0%
Independent institutions	81,655	88,326	89,247	9.3%	1.0%

First-Time Full-Time Degree-Seeking Undergraduate Enrollment

	2004 Enrollment	2007 Enrollment	2008 Enrollment	Percentage change 2004 to 2008	Percentage change 2007 to 2008
Institutions statewide	37,894	42,434	43,332	14.4%	2.1%
Public institutions	28,794	32,788	33,092	14.9%	0.9%
Public 4-year	17,495	18,336	19,502	11.5%	6.4%
Public 2-year	11,299	14,452	13,590	20.3%	-6.0%
Independent institutions	9,100	9,646	10,240	12.5%	6.2%

[Back to page 11](#)

**Total Headcount Enrollment at Public Institutions
Fall 1981 and Fall 2004 to Fall 2008**

<u>INSTITUTION</u>	<u>FALL 1981</u>	<u>FALL 2004</u>
<u>PUBLIC BACCALAUREATE AND HIGHER DEGREE-GRANTING INSTITUTIONS</u>		
HARRIS-STOWE	1,242	1,605
LINCOLN	2,689	3,275
MISSOURI SOUTHERN	4,330	5,256
MISSOURI STATE	14,833	19,146
MISSOURI UNIV. OF SCI. & TECH.	7,555	5,404
MISSOURI WESTERN	4,259	5,065
NORTHWEST	5,000	6,280
SOUTHEAST	9,122	9,545
TRUMAN	6,978	5,948
UCM	9,887	10,051
UMC	24,774	27,003
UMKC	11,752	14,256
UMSL	12,390	15,498
Public Four-Year Institution Total	114,811	128,332
<u>PUBLIC CERTIFICATE AND ASSOCIATE DEGREE-GRANTING INSTITUTIONS</u>		
CROWDER	1,155	2,595
EAST CENTRAL	2,040	3,337
JEFFERSON	2,538	4,136
MCC - BLUE RIVER	--	2,291
MCC - BUSINESS AND TECHNOLOGY	--	357
MCC - LONGVIEW	4,749	5,603
MCC - MAPLE WOODS	2,596	4,462
MCC - PENN VALLEY	5,354	4,825
MCC - PIONEER	383	--
MINERAL AREA	1,469	2,820
MOBERLY	983	3,695
MSU- WEST PLAINS	528	1,646
NORTH CENTRAL	536	1,406
OZARKS TECH.	--	8,956
ST. CHARLES	--	6,772
ST. LOUIS CC - FLO. VALLEY	11,740	6,793
ST. LOUIS CC - FOREST PARK	7,650	7,206
ST. LOUIS CC - MERAMEC	11,572	12,139
ST. LOUIS CC - WILDWOOD	--	--
STATE FAIR	1,588	3,062
THREE RIVERS	1,524	3,273
Public Two-Year Institution Total	56,405	85,374
<u>STATE TECHNICAL COLLEGE</u>		
LINN STATE	--	868
Public Institution Total	171,216	214,574

Total Headcount Enrollment at Private Not-for-Profit (Independent) Institutions Fall 1981 and Fall 2004 to Fall 2008

INSTITUTION	FALL 1981	FALL 2004	FALL 2005	FALL 2006	FALL 2007	FALL 2008
<u>PRIVATE NOT-FOR-PROFIT (INDEPENDENT) BACCALAUREATE AND HIGHER DEGREE- GRANTING INSTITUTIONS</u>						
AVILA	1,974	2,104	1,697	1,683	1,831	1,939
CARDINAL NEWMAN	93 --	--	--	--	--	--
CENTRAL METHODIST	671	2,094	2,883	3,161	3,428	3,822
COLLEGE OF THE OZARKS	1,560	1,348	1,333	1,345	1,354	1,346
COLUMBIA	2,225	11,011	11,739	12,281	12,955	14,081
CULVER-STOCKTON	644	855	840	869	849	810
DRURY	2,805	4,758	4,917	4,911	4,978	5,124
EVANGEL	1,886	1,967	2,021	1,879	1,851	1,911
FONTBONNE	882	2,827	2,836	2,924	2,999	2,967
HANNIBAL-LAGRANGE	434	1,067	1,056	1,091	1,184	1,127
LINDENWOOD	1,916	8,615	9,076	9,525	9,899	10,085
MARYVILLE	1,688	3,140	3,223	3,333	3,422	2,922
MISSOURI BAPTIST	438	4,058	4,460	4,511	4,563	4,547
MISSOURI VALLEY	482	1,641	1,635	1,606	1,694	1,727
PARK	3,037	12,548	13,275	13,182	13,259	12,457
ROCKHURST	3,299	2,764	2,944	3,066	3,124	3,086
SAINT LOUIS	9,324	14,549	14,966	14,897	15,539	16,086
SOUTHWEST BAPTIST	1,510	3,375	3,422	3,491	3,403	3,648
STEPHENS	1,262	705	826	964	1,050	1,147
TARKIO	585 --	--	--	--	--	--
WASHINGTON	10,855	13,380	13,383	13,355	13,382	13,339
WEBSTER	5,197	19,038	18,594	18,963	19,398	19,154
WESTMINSTER	714	861	918	953	972	1,000
WILLIAM JEWELL	1,746	1,310	1,331	1,187	1,131	1,210
WILLIAM WOODS	838	2,191	2,577	2,308	2,219	2,324
Private Four-Year Institution Total	56,065	116,206	119,952	121,485	124,484	125,859
<u>PRIVATE NOT-FOR-PROFIT (INDEPENDENT) CERTIFICATE AND ASSOCIATE DEGREE-GRANTING INSTITUTIONS</u>						
COTTEY	--	270	314	318	323	331
KEMPER	122 --	--	--	--	--	--
NORTHWEST MISSOURI CC	--	--	--	--	--	--
ST. MARY'S	643 --	--	--	--	--	--
ST. PAUL'S	137 --	--	--	--	--	--
WENTWORTH	232	619	328	334	1,139	1,588
Private Two-Year Institution Total	1,134	889	642	652	1,462	1,919
PRIVATE NOT-FOR-PROFIT (INDEPENDENT) TOTAL	57,199	117,095	120,594	122,137	125,946	127,778
STATE TOTAL	228,415	331,669	338,219	340,404	349,042	356,700

Missouri Department of Higher Education

Appendix B

Student Aid Programs



Student Aid Disbursed FY 2009

Program	Number of Students	Dollar Amounts
Access Missouri Grant	43,039	\$92,582,925.71
Bright Flight Scholarship	8,192	\$15,596,202.00
GEAR UP	75	\$388,506.00
Marguerite Ross Barnett Memorial Scholarship	190	\$439,358.30
Public Safety Officer Survivor Grants	20	\$88,014.16
Vietnam Veteran's Survivor Grants	9	\$31,008.00
Totals	51,525	\$109,126,014.17

Access Missouri Financial Assistance Program (Section 173.1101-1107, RSMo) - This program provides need-based grants to students with an Expected Family Contribution (EFC) of \$12,000 or less, based on the Free Application for Federal Student Aid (FAFSA). Award amounts vary depending on a student's EFC as well as the type of school attended. Access Missouri's statutory minimum and maximum award amounts are \$300 to \$1,000 for attendance at a public 2-year institution; \$1,000 to \$2,150 for attendance at a public four-year institution or Linn State Technical College; and \$2,000 to \$4,600 for attendance at an independent postsecondary institution. When the program is fully funded for all students with an EFC of \$12,000 or less, students with an EFC above \$12,000 may receive awards to the extent funding is available. In FY 2009, funding levels for the program allowed students with an EFC of \$14,000 or less to receive the statutory maximum award amounts.

Higher Education Academic Scholarship, or "Bright Flight" (Section 173.250, RSMo) – This is a merit-based scholarship for students who achieve a qualifying ACT or SAT score on or before the June test date of their senior year in high school. The qualifying score is determined at the beginning of the student's senior year in high school and is based on the top three percent of scores achieved by the Missouri seniors in the preceding graduating class. To be eligible in FY 2009, high school seniors had to achieve:

- An ACT score of 31 or better or
- An SAT score of 780 in critical reading AND 790 in math or better.

For FY 2009, the minimum qualifying ACT score increased to 31 for the first time. The maximum award is \$2,000 each year, or \$1,000 each semester. Students may receive the scholarship for 10 semesters or until a baccalaureate degree is obtained, whichever occurs first. Senate Bill 389, which was passed during the 2007 legislative session, provided for an expansion of the Bright Flight Program in FY 2011. The expansion includes an increase in the maximum annual award amount from \$2,000 to \$3,000 for students with ACT or SAT scores in the top three percent of scores achieved by the Missouri seniors in the previous graduating class. It also adds students with scores in the top fourth and fifth percentiles to the program with an annual award amount of up to \$1,000.

Marguerite Ross Barnett Program (Section 173.262, RSMo) – This scholarship, originally referred to as the Competitiveness Scholarship Program, is for students who are enrolled part time in six to 11 credit hours and who are working at least 20 hours per week. Students must demonstrate financial need to qualify. The scholarship may be renewed annually for 150 semester credit hours or until students earn a baccalaureate degree, whichever occurs first. The maximum award is the lesser of the actual tuition charged at the school in which the student is enrolled part time, or the amount of tuition charged an undergraduate Missouri resident enrolled part time in the same class level and academic major at the University of Missouri-Columbia. The actual tuition charged is based on six credit hours for students enrolled in six, seven or eight credit hours and nine credit hours for students enrolled in nine, ten or eleven credit hours.

Public Safety Officer or Employee's Child Survivor Grant Program (Section 173.260, RSMo) – This is a grant program for public safety officers who were permanently and totally disabled in the line of duty. Children under 24 years of age who are dependents of officers or dependents of Missouri Department of Transportation employees engaged in the construction or maintenance of the state's highways, roads and bridges killed or totally and permanently disabled in the line of duty, as well as the spouses of officers killed or totally and permanently disabled in the line of duty, are also eligible. The maximum grant amount is the lesser of the actual tuition charged at the school in which the student is enrolled full time, or the amount of tuition charged an undergraduate Missouri resident enrolled full time in the same class level and academic major at the University of Missouri-Columbia. The grant may be renewed annually until the student obtains a baccalaureate degree or, in the case of a dependent child, until the student is 24 years of age, whichever occurs first.

Vietnam Veterans Survivor Grant Program (Section 173.236, RSMo) – This is a grant program for children and spouses of Vietnam veterans whose deaths were attributed to, or caused by, exposure to toxic chemicals during the Vietnam conflict. The maximum grant amount is the lesser of the actual tuition charged by the school in which the student is enrolled full time or the average amount of tuition charged an undergraduate Missouri resident enrolled full time in the same class level and academic major at the regional public four-year Missouri institutions. The grant may be renewed annually until the student obtains a baccalaureate degree, has completed 150 semester credit hours, or has received the grant for a total of 10 semesters. Eligibility ends at age 25 for children and at the fifth anniversary of the veteran's death for spouses, regardless of whether the other renewal thresholds have been met.

GEAR UP Scholarships (Statutory reference not applicable) – This scholarship is a component of the state GEAR UP grant. Although the early awareness and outreach component administered by the MDHE ended in September 2007, scholarship funds for students who participated in GEAR UP activities will continue to be administered by MDHE through 2016.

The passage of House Bill 1678 during the 2008 legislative session created a new state student financial assistance program.

War Veteran’s Survivors Grant Program (Section 173.234, RSMo) – This program was designed to provide up to 25 grants for tuition assistance, room and board, and books for students who are survivors of war veterans whose deaths were a result of combat action or were attributable to an illness contracted while serving in combat, or who became at least 80 percent disabled as a result of injuries sustained in combat action. The War Veteran’s Survivors Grant program became effective August 28, 2008. It was scheduled to be implemented beginning with the fall 2009 semester but funds were not appropriated to the program.

The passage of House Bill 2191 during the 2008 legislative session extended the final payment for the Kids’ Chance Scholarship Program.

Kids’ Chance Scholarship Program (Sections 173.254-173.258, RSMo) - This program, created in 1998, will provide scholarships for the children of workers who were seriously injured or died in a work-related accident or occupational disease covered by workers’ compensation and compensable under chapter 287, RSMo. The scholarships are to be funded with the interest generated from the Kids’ Chance Scholarship Fund. The original legislation required the Division of Worker’s Compensation to deposit \$50,000 per year for ten years into the fund, with the last payment scheduled for October 2008. House Bill 2191 (2008) extended the deposits for an additional ten years, with the last deposit scheduled for October 2018 for a total of \$1 million principal. The first awards were made in the fall 2009 semester.

The passage of Senate Bill 389 during the 2007 legislative session created the Missouri Teaching Fellows Program.

Missouri Teaching Fellows Program (Section 168.700, RSMo) – This program was created to provide loan repayment or a stipend to students who demonstrate qualifying high school academic performance and sign an agreement to teach for five years in an unaccredited school district after graduation from a higher education institution. For the first four years of a student’s employment in an unaccredited school district, the program provides, subject to appropriation, for payment of up to \$5,000 of the student’s educational loans or, for students who do not have any educational loans, a \$5,000 stipend per year. For the fifth year of a student’s qualifying employment, the program provides, subject to appropriation, for a \$1,000 stipend.

[Back to page 12](#)

Missouri Department of Higher Education

Appendix C

College Access Challenge Grants



The College Access Challenge Grant (Challenge Grant) is a formula grant offered by the U.S. Department of Education for states to increase early awareness, outreach, and financial literacy activities. The MDHE applied for a Challenge Grant in FY 2008, and it was awarded in FY 2009. With the funding, the MDHE has developed financial literacy materials that high schools can use to meet graduation and curriculum requirements, and is administering a competitive subgrant program that allows colleges and universities and other non-profit organizations to increase their early awareness, outreach and financial literacy activities. Nine subgrants were awarded in FY 2009 and include the following:

- The Missouri Association of Student Financial Aid Personnel (MASFAP): \$2,000 to provide high school counselor workshops, student workshops focusing on FAFSA completion, and the college for a day program.
- College Bound: \$100,000 to provide weekly classes on “college knowledge” ranging from admission requirements to application completion, scholarship research, to standardized test preparation.
- College Summit: \$80,000 to build the capacity of each partner high school to help transition students to college
- Southeast Missouri State University: \$100,000 to partner with Cape Girardeau Public Schools to assist in the reduction of the dropout rate and increasing the college attendance rate of low-income students.
- St. Louis Internship Program: \$51,845 to provide opportunities for St. Louis Public School high school students that are in financial need. The internships help at-risk students connect academics to the world of work, envision a future, complete high school, and prepare for postsecondary education.
- The Scholarship Foundation of St. Louis: \$98,000 to expand services to low-income students through the Student Outreach Continuum Project. Services range from introduction to college planning to intensive, individual advising, FAFSA completion, debt management and financial literacy.
- Poplar Bluff Technical Career Center: \$100,000 to provide information to area high school students about career awareness, financial literacy, and student financial assistance as well as providing mentorship to students.
- Missouri State University West Plains: \$99,173 support and sustain Project Threshold, which encourages academic preparation, provides campus visits, and provides community leader mentorships through a partnership of 23 public school districts and four private academies.
- University of Missouri: \$100,000 to support, sustain and expand the activities of its existing Missouri College Advising Corps.

With the remaining funding, the MDHE will award additional subgrants in FY 10 and plans to enhance the Web site and its tools, including the addition of a college cost calculator. The Challenge Grant provides funding for two-years and may have the option of an additional one-year, no-cost extension.

[Back to page 13](#)

Missouri Department of Higher Education

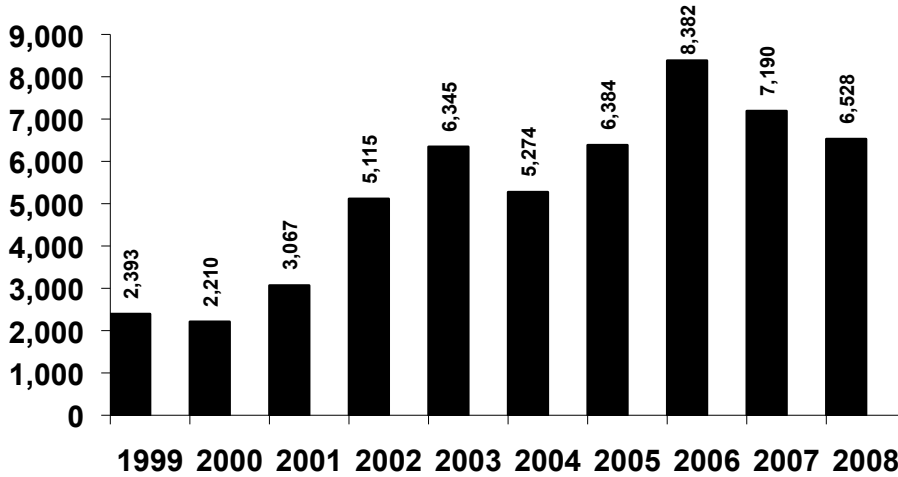
Appendix D

Proprietary School Enrollment

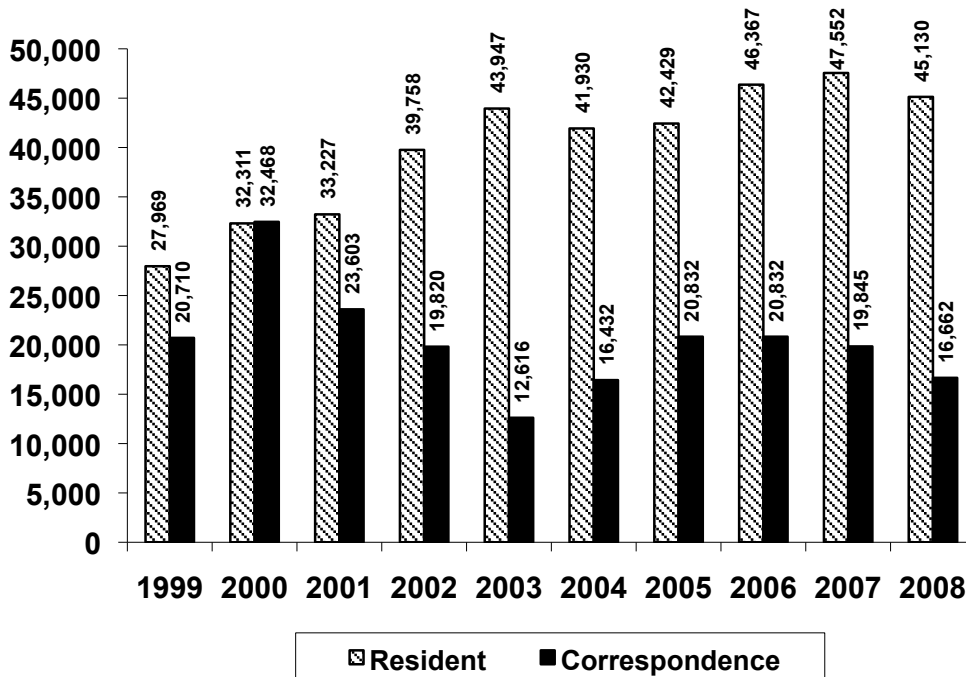


Summary of Proprietary School Enrollment

Non-Missouri Degree-Granting Schools* (Regionally accredited schools offering instruction in Missouri)



Missouri Private Career Schools*



(* Due to a change in available information, sources for 2007 and 2008 enrollment data differ from the sources for 1999-2006 enrollment data.)

[Back to page 13](#)

Missouri Department of Higher Education

Appendix E

Academic Program Actions



Summary of Higher Education Institution Program Actions

Academic program actions taken by the MDHE during fiscal year 2008 are reflected in the following tables. In general:

- The total number of program actions for public institutions decreased by 51 percent.
- The total number of program actions for independent institutions increased by 1,360 percent.

For more information regarding program actions, please see Appendix E.

	Certificate	Associate	Baccalaureate	Graduate	Total
Deleted	0	1	1	1	3
Inactivated	0	0	1	3	4
Other Program Changes*	25	11	15	59	110
New	7	20	11	4	42
Off-site	1	6	1	10	18
Programs Withdrawn	0	0	0	0	0

** Includes options inactivated/deleted, options added, titles changed, certificates added, programs combined.*

	Certificate	Associate	Baccalaureate	Graduate	Total
Deleted	2	0	4	8	14
Inactivated	1	0	26	12	39
Program Changes*	0	0	18	2	20
New	0	2	1	6	9
Off-site	0	2	5	5	12
Programs Withdrawn	0	0	0	0	0

** Includes options inactivated/deleted, options added, titles changed, certificates added, programs combined.*

**ALL ACADEMIC PROGRAM ACTIONS
FISCAL YEAR 2009
Summary Organized by Type of Program Action**

I. Programs Discontinued (Total Category Count = 3)

Certificates (Count = 0)

None

Associates (Count = 1)

AS, Aviation Technology (02-09) **University of Central Missouri**

Baccalaureate (Count = 1)

BS, Nursing (generic) (06-09) **University of Missouri - St. Louis**

Graduate (Count = 1)

GRCT, Information Systems Development (06-09) **University of Missouri - St. Louis**

II. Programs Placed on Inactive Status (Total Category Count =4)

Certificates (Count =0)

None

Associates (Count =0)

None

Baccalaureate (Count = 1)

BA, Microbiology (02-09) **University of Missouri – Columbia**

Graduate (Count =3)

GRCT, Forensic Economics (06-09) **University of Missouri - St. Louis**

MAG, Agriculture (04-09) **University of Missouri - Columbia**

MHS, Health Sciences (06-09) **University of Missouri - St. Louis**

**III. Approved Changes in Academic Programs (Total Category Count = 110)
(Options Inactivated/Deleted, Options Added, Title Changes, Certificates Added,
Programs Relocated and/or Programs Combined)**

Certificates (Count = 25)

1. C0, Bank Teller (04-09) **Crowder College**
2. C0, Certified Nurses Assistant (06-09) **Crowder College**
3. C0, Entrepreneurship (09-08) **Metropolitan Community College (Blue River, Longview, Maple Woods, and Penn Valley Campuses)**
4. C0, Gas Metal ARC Welding (04-09) **Crowder College**
5. C0, Gas Tungsten ARC Welding (04-09) **Crowder College**
6. C0, PC Repair (04-09) **Crowder College**
7. C0, Pharmacy Technician (04-09) **Crowder College**
8. C0, Print Media (06-09) **St. Charles Community College**
9. C0, Shielded Metal ARC Welding (04-09) **Crowder College**
10. C0, Web Development (06-09) **St. Charles Community College**
11. C0, Multimedia (06-09) **St. Charles Community College**
12. C0, Writing for Television & Film (02-09) **Missouri State University**
13. C1, Administrative Professional (09-08) **Jefferson College**
14. C1, Administrative Support Specialist (09-08) **Jefferson College**
15. C1, Legal Professional (09-08) **Jefferson College**
16. C1, Medical Professional (09-08) **Jefferson College**

17. C1, Voice Technologist (09-08) **Jefferson College**
18. C0, Microcomputer Specialist (09-08) **Jefferson College**
19. C1, Cisco Networking (04-09) **Crowder College**
20. C1, Electric ARC Welding (04-09) **Crowder College**
21. C1, Electric Utility Line Technician (12-08) **Metropolitan Community College - Business and Technology**
22. C1, General Education (09-08) **St. Charles Community College**
23. C1, Global Studies (09-08) **St. Charles Community College**
24. C1, Industrial Technician (02-09) **Three Rivers Community College**
25. C1, Instrumentation and Control (12-08) **Metropolitan Community College - Business and Technology**

Associates (Count =11)

1. AA, Arts and Sciences (09-08) **St. Charles Community College**
2. AAS, Associate of Applied Science in Business (09-08) **Metropolitan Community College (Blue River, Longview, Maple Woods, and Penn Valley Campuses)**
3. AAS, Business Information Technology (09-08) **Jefferson College**
4. AAS, Computer and Network Support Technology (04-09) **Crowder College**
5. AAS, Computer Science & Information (12-08) **Metropolitan Community College - Business and Technology**
6. AAS, Computer Science (06-09) **St. Charles Community College**
7. AAS, Graphic Design (06-09) **St. Charles Community College**
8. AAS, Industrial Technology (02-09) **Three Rivers Community College**
9. AAS, Industrial Technology (04-09) **Crowder College**
10. AAS, Industrial Technology (12-08) **Metropolitan Community College - Business and Technology**
11. AAS, Nuclear Technology (09-08) **Linn State Technical College**

Baccalaureate (Count =15)

1. BA, Business Administration (06-09) **Truman State University**
2. BA, Communication (06-09) **University of Missouri - St. Louis**
3. BA, Political Science (04-09) **Missouri Western State University**
4. BA, Secondary Education (12-08) **University of Missouri - Kansas City**
5. BFA, Graphic Design (02-09) **University of Central Missouri**
6. BJ, Journalism (09-08) **University of Missouri – Columbia**
7. BS, Biology (04-09) **Southeast Missouri State University**
8. BS, Business Administration (06-09) **Truman State University**
9. BS, Human Environmental Studies (04-09) **Southeast Missouri State University**
10. BS, Information Systems (06-09) **University of Missouri - St. Louis**
11. BS, Management (02-09) **Missouri State University**
12. BS, Political Science (04-09) **Missouri Western State University**
13. BSE, Secondary Education (04-09) **University of Central Missouri**
14. BSE, Secondary Education (06-09) **University of Central Missouri**
15. BSE, Secondary Education (09-08) **University of Central Missouri**

Graduate (Count = 59)

1. GRCT, Actuarial Science (09-08) **Missouri University of Science and Technology**
2. GRCT, Adult Health Clinical Nurse Specialist (06-09) **University of Missouri – Columbia**
3. GRCT, Child/Adolescent Psychiatric and Mental Health Clinical Nurse Specialist (06-09) **University of Missouri – Columbia**
4. GRCT, Community Processes (12-08) **University of Missouri - Columbia**

5. GRCT, Community Processes Interdisciplinary (02-09) **University of Missouri – Columbia**
6. GRCT, Family Mental Health Nurse Practitioner (06-09) **University of Missouri – Columbia**
7. GRCT, Family Nurse Practitioner (06-09) **University of Missouri – Columbia**
8. GRCT, Health Ethics (06-09) **University of Missouri - Columbia**
9. GRCT, Health Informatics (12-08) **University of Missouri - Columbia**
10. GRCT, Homeland Security & Defense (02-09) **Missouri State University**
11. GRCT, Lean Six Sigma (06-09) **Missouri University of Science and Technology**
12. GRCT, Maternal Child Clinical Nurse Specialist (06-09) **University of Missouri – Columbia**
13. GRCT, Mental Health Nurse Practitioner (06-09) **University of Missouri – Columbia**
14. GRCT, Online Teaching & Learning (04-09) **University of Central Missouri**
15. GRCT, Pediatric Clinical Nurse Specialist (06-09) **University of Missouri – Columbia**
16. GRCT, Pediatric Nurse Practitioner (06-09) **University of Missouri - Columbia**
17. GRCT, Psychiatric/Mental Health Clinical Nurse Specialist (06-09) **University of Missouri – Columbia**
18. GRCT, Public Health (09-08) **University of Missouri – Columbia**
19. GRCT, Science and Public Policy (09-08) **University of Missouri – Columbia**
20. EdD, Learning, Teaching and Curriculum (09-08) **University of Missouri – Columbia**
21. EdSP, Curriculum & Instruction (12-08) **University of Missouri - Kansas City**
22. EdSP, Learning, Teaching and Curriculum (09-08) **University of Missouri – Columbia**
23. JD, Law (04-09) **University of Missouri - Kansas City**
24. MA, Communications (02-09) **Missouri State University**
25. MA, Counseling and Guidance (09-08) **University of Missouri – Kansas City**
26. MA, Counseling and Guidance (12-08) **University of Missouri - Kansas City**
27. MA, Curriculum and Instruction (12-08) **University of Missouri - Kansas City**
28. MA, Educational Administration (12-08) **University of Missouri - Kansas City**
29. MA, Learning, Teaching and Curriculum (09-08) **University of Missouri – Columbia**
30. MA, Mental Health Counseling (*Main campus and off-site at East Central College, Mineral Area College, Perryville County Higher Education Center, Kennett, Malden, Sikeston, St. Louis Community College - Meramec, Three Rivers Community College*) (04-09) **Southeast Missouri State University**
31. MA, Psychological Sciences (09-08) **University of Missouri – Columbia**
32. MA, Special Education (12-08) **University of Missouri - Kansas City**
33. MBA, Business Administration (02-09) **Southeast Missouri State University**
34. MBA, Business Administration (06-09) **University of Missouri - Kansas City**
35. MBA, Business Administration (06-09) **University of Missouri - St. Louis**
36. MEd, Learning, Teaching and Curriculum (09-08) **University of Missouri – Columbia**
37. MPA, Public Administration (12-08) **University of Missouri - Columbia**
38. MPA, Public Administration (12-08) **University of Missouri - Kansas City**
39. MPA, Public Affairs (09-08) **University of Missouri – Columbia**
40. MPA, Public Affairs (02-09) **University of Missouri – Columbia**
41. MPH, Public Health (06-09) **University of Missouri - Columbia**
42. MS, Administrative Studies (02-09) **Missouri State University**
43. MS, Agricultural Economics (02-09) **University of Missouri – Columbia**
44. MS, Rural Sociology (02-09) **University of Missouri – Columbia**
45. MS, Agriculture Economics (12-08) **University of Missouri - Columbia**
46. MS, Educational Technology (04-09) **University of Central Missouri**
47. MS, Engineering Management (06-09) **Missouri University of Science and Technology**
48. MS, Health Informatics & Bioinformatics (02-09) **University of Missouri – Columbia**
49. MS, Health Informatics & Bioinformatics (06-09) **University of Missouri - Columbia**

50. MS, Health Informatics & Bioinformatics (12-08) **University of Missouri - Columbia**
51. MS, Industrial Management (04-09) **Southeast Missouri State University**
52. MS, Mathematics (09-08) **Missouri University of Science and Technology**
53. MS, Nursing (06-09) **University of Missouri - Columbia**
54. MS, Rural Sociology (12-08) **University of Missouri - Columbia**
55. MEd, Educational Administration (02-09) **Missouri State University**
56. MSN, Nursing (cooperative with University of Missouri - Kansas City) (04-09) **University of Missouri - St. Louis**
57. MSN, Nursing (*Off-site at Jefferson College, Poplar Bluff Regional Telecommunications Center, Southern TCRC, St. Charles Community College*) (02-09) **University of Missouri - St. Louis**
58. Ph.D, Human Environmental Sciences (02-09) **University of Missouri – Columbia**
59. Ph.D, Learning, Teaching and Curriculum (09-08) **University of Missouri – Columbia**

IV. Received and Reviewed Changes in Programs (Independent Colleges and Universities) (Total Category Count = 73)

Certificates (Count = 3)

1. C1, Gerontology (12-08) **Lindenwood**
2. C1, Gerontology (Off-site at Westport) (12-08) **Lindenwood**
3. C2, School Psychological Examiner (Off-site at Westport) (12-08) **Lindenwood**

Associates (Count = 0)

None

Baccalaureate (Count = 48)

1. BA, Business Administration (Bi-State Development Agency) (12-08) **Lindenwood**
2. BA, Business Administration (Off-site at Bi-State Development Agency) (09-08) **Lindenwood**
3. BA, Business Administration (Off-site at GTE Telecommunication Operations) (09-08) **Lindenwood**
4. BA, Business Administration (Off-site at GTE Telecommunication Operations) (12-08) **Lindenwood**
5. BA, Business Administration (Off-site at Kemper Military Junior College) (09-08) **Lindenwood**
6. BA, Business Administration (Off-site at St. Louis Christian College) (09-08) **Lindenwood**
7. BA, Business Administration (Off-site at St. Louis Christian College) (12-08) **Lindenwood**
8. BA, Business Administration (Off-site at Synergy Center) (09-08) **Lindenwood**
9. BA, Business Administration (Off-site at Synergy Center) (12-08) **Lindenwood**
10. BA, Communication (12-08) **Culver-Stockton College**
11. BA, Communications (Off-site at Bi-State Development Agency) (12-08) **Lindenwood**
12. BA, Communications (Off-site at Bi-State Development Agency) (09-08) **Lindenwood**
13. BA, Communications (Off-site at GTE Telecommunication Operations) (09-08) **Lindenwood**
14. BA, Communications (Off-site at GTE Telecommunication Operations) (12-08) **Lindenwood**
15. BA, Communications (Off-site at Synergy Center) (09-08) **Lindenwood**
16. BA, Communications (Off-site at Synergy Center) (12-08) **Lindenwood**
17. BA, Communications (Off-site at Westport) (12-08) **Lindenwood**
18. BA, Fashion Design (12-08) **Lindenwood**
19. BA, Gerontology (Off-site at Synergy Center) (09-08) **Lindenwood**

20. BA, Gerontology (Off-site at Synergy Center) (12-08) **Lindenwood**
21. BA, Health Management (12-08) **Lindenwood**
22. BA, Health Management (Off-site at Synergy Center) (09-08) **Lindenwood**
23. BA, Health Management (Off-site at Synergy Center) (12-08) **Lindenwood**
24. BA, History (12-08) **Culver-Stockton College**
25. BA, Human Resource Management (Off-site at Bi-State Development Agency) (09-08) **Lindenwood**
26. BA, Human Resource Management (Off-site at Bi-State Development Agency) (12-08) **Lindenwood**
27. BA, Human Resource Management (Off-site at GTE Telecommunication Operations) (09-08) **Lindenwood**
28. BA, Human Resource Management (Off-site at GTE Telecommunication Operations) (12-08) **Lindenwood**
29. BA, Human Resource Management (Off-site at Synergy Center) (09-08) **Lindenwood**
30. BA, Human Resource Management (Off-site at Synergy Center) (12-08) **Lindenwood**
31. BA, Management Info Systems (12-08) **Lindenwood**
32. BA, Performing Arts (12-08) **Lindenwood**
33. BA, Physical Education (02-09) **Missouri Baptist University**
34. BPS, Physical Education (02-09) **Missouri Baptist University**
35. BS, Physical Education (02-09) **Missouri Baptist University**
36. BA, Political Science (12-08) **Lindenwood**
37. BA, Psychology (12-08) **Lindenwood**
38. BA, Public Administration (12-08) **Lindenwood**
39. BA, Secondary Education (12-08) **Lindenwood**
40. BA, Valuation Science (appraisal) (12-08) **Lindenwood**
41. BA, Valuation Science (appraisal) (Off-site at Westport) (12-08) **Lindenwood**
42. BA, Writing (12-08) **Lindenwood**
43. BFA, Art (12-08) **Culver-Stockton College**
44. BS, Accountancy (12-08) **Culver-Stockton College**
45. BS, Agribusiness (12-08) **Lindenwood**
46. BS, Biology (12-08) **Culver-Stockton College**
47. BS, Business (12-08) **Culver-Stockton College**
48. BS, Recreation Management (12-08) **Culver-Stockton College**

Graduate (Count = 22)

1. MA, Administration of Education (Off-site at Kemper Military Junior College) **Lindenwood**
2. MA, Administration of Education (Off-site at St. Louis Christian College) (09-08) **Lindenwood**
3. MA, Administration of Education (Off-site at St. Louis Christian College) (12-08) **Lindenwood**
4. MA, Art History (12-08) **Lindenwood**
5. MA, Business Administration (Off-site at Missouri Valley College) (12-08) **Lindenwood**
6. MA, Business Specialty Area (12-08) **Lindenwood**
7. MA, Education (Off-site at Kemper Military Junior College) (09-08) **Lindenwood**
8. MA, Education (Off-site at St. Louis Christian College) (09-08) **Lindenwood**
9. MA, Education (Off-site at St. Louis Christian College) (12-08) **Lindenwood**
10. MA, Education Administration Secondary (Off-site at Kemper Military Junior College) (09-08) **Lindenwood**
11. MA, Education Administration Secondary (Off-site at St. Louis Christian College) (09-08) **Lindenwood**
12. MA, Educational Administration, Secondary (Off-site at St. Louis Christian College) (12-08) **Lindenwood**

13. MA, Professional and School Counseling (12-08) **Lindenwood**
14. MA, Professional and School Counseling (Off-site at Westport) (12-08) **Lindenwood**
15. MA, Professional Counseling (12-08) **Lindenwood**
16. MA, Valuation Sciences (12-08) **Lindenwood**
17. MBA, Masters of Business Administration (Off-site at Kemper Military Junior College) (09-08) **Lindenwood**
18. MS, Corporate Communications (Off-site at Westport) (12-08) **Lindenwood**
19. MS, Health Promotion (12-08) **Lindenwood**
20. MS, Human Resource Management (Off-site at Westport) (12-08) **Lindenwood**
21. MS, Mass Communications (Off-site at Westport) (12-08) **Lindenwood**
22. MS, Valuation Sciences (Off-site at Westport) (12-08) **Lindenwood**

V. Program Changes Requested and Not Approved

None

VI. New Programs Approved (Total Category Count = 56)

Certificates (Count = 8)

1. C1, Active Solar Technician (06-09) **Crowder College**
2. C1, Biodiesel Technician (06-09) **Crowder College**
3. C1, Bioethanol Fuel Technician (06-09) **Crowder College**
4. C1, Biofuels Technician (06-09) **Crowder College**
5. C1, Biogas Technician (06-09) **Crowder College**
6. C1, Management Information Systems Specialist (04-09) **Linn State Technical College**
7. C1, Practical Nursing (*Off-site at the Reeds Spring Education Center in Reeds Spring, MO*) (09-08) **Ozarks Technical Community College**
8. C1, Wind Energy Technician (06-09) **Crowder College**

Associates (Count = 23)

1. AA, (*Off-site at the Richwood Valley Campus in Ozark, MO*) (09-08) **Ozarks Technical Community College**
2. AAS, Alternative Energy – Biofuels (06-09) **Crowder College**
3. AAS, Alternative Energy – Solar (06-09) **Crowder College**
4. AAS, Alternative Energy – Wind (06-09) **Crowder College**
5. AAS, Biotechnology (09-08) **East Central College**
6. AAS, Business and Marketing (*Off-site at the Richwood Valley Campus in Ozark, MO*) (09-08) **Ozarks Technical Community College**
7. AAS, Cabinetmaking (*Main campus and off-site at the Cape Girardeau Career and Technology Center in Cape Girardeau, MO, and at the UniTec Career Center in Bonne Terre, MO*) (09-08) **Mineral Area College**
8. AAS, Certified Occupational Therapy Assistant (*In collaboration with Moberly Area Community College, North Central Missouri College, State Fair Community College, Three Rivers Community College, and University of Missouri - Columbia*) (12-08) **East Central College**
9. AAS, Certified Occupational Therapy Assistant (*In collaboration with East Central College, North Central Missouri College, State Fair Community College, Three Rivers Community College, and University of Missouri - Columbia*) (12-08) **Moberly Area Community College**
10. AAS, Certified Occupational Therapy Assistant (*In collaboration with East Central College, Moberly Area Community College, State Fair Community College, Three Rivers Community College, and University of Missouri - Columbia*) (12-08) **North Central Missouri College**
11. AAS, Certified Occupational Therapy Assistant (*In collaboration with East Central College, Moberly Area Community College, North Central Missouri College, Three Rivers Community College, and University of Missouri - Columbia*) (12-08) **State Fair Community College**

12. AAS, Certified Occupational Therapy Assistant (*In collaboration with East Central College, Moberly Area Community College, North Central Missouri College, State Fair Community College, and University of Missouri - Columbia*) (12-08) **Three Rivers Community College**
13. AAS, Dental Hygiene (*for delivery at North Central Missouri College and Hillyard Technical Center*) (12-08) **North Central Missouri College**
14. AAS, Early Childhood Education (*Off-site at Clinton Technical School in Clinton, MO*) (04-09) **State Fair Community College**
15. AAS, Electrical Technology (*Main campus and off-site at the Cape Girardeau Career and Technology Center in Cape Girardeau, MO, and at the UniTec Career Center in Bonne Terre, MO*) (09-08) **Mineral Area College**
16. AAS, Health Information Technology (12-08) **St. Louis Community College - Forest Park**
17. AAS, Healthcare Specialist (06-09) **Crowder College**
18. AAS, Management Information Systems Specialist (04-09) **Linn State Technical College**
19. AAS, Physical Therapy Assistant (*In collaboration with East Central College, North Central Missouri College, State Fair Community College, Three Rivers Community College, and University of Missouri - Columbia*) (12-08) **Moberly Area Community College**
20. AAS, Physical Therapy Assistant (*In collaboration with East Central College, North Central Missouri College, State Fair Community College, Three Rivers Community College, and University of Missouri - Columbia*) (12-08) **North Central Missouri College**
21. AAS, Physical Therapy Assistant (*In collaboration with East Central College, Moberly Area Community College, North Central Missouri College, Three Rivers Community College, and University of Missouri - Columbia.*) (12-08) **State Fair Community College**
22. AAS, Physical Therapy Assistant (*In collaboration with East Central College, Moberly Area Community College, North Central Missouri College, State Fair Community College, and University of Missouri - Columbia.*) (12-08) **Three Rivers Community College**
23. AAS, Physical Therapy Assistant (*In collaboration with Moberly Area Community College, North Central Missouri College, State Fair Community College, Three Rivers Community College, and University of Missouri - Columbia.*) (12-08) **East Central College**

Baccalaureate (Count =10)

1. BA, Philosophy (02-09) **University of Central Missouri**
2. Bachelor of Health Science (BHS) (09-08) **University of Missouri – Columbia**
3. Bachelor of Science in Social Work (BSSW) (09-08) **Lincoln University**
4. BS, Airport Management (04-09) **University of Central Missouri**
5. BS, Aviation Maintenance Management 2+2 (04-09) **University of Central Missouri**
6. BS, Flight Operations Management (04-09) **University of Central Missouri**
7. BS, Professional Pilot (04-09) **University of Central Missouri**
8. BS, Social Work (*Off-site in Poplar Bluff, MO*) (12-08) **Southeast Missouri State University**
9. BS, Technology (06-09) **University of Central Missouri**
10. Registered Nurse (RN) to Bachelor of Science in Nursing (BSN) completion program, Nursing (*Delivered at the main campus in Maryville, as well as at North Central Missouri College (NMC) in Trenton and at Northwest Technical School (NTS) in Maryville, MO*) (06-09) **Northwest Missouri State University**

Combined (Count =1)

1. Bachelor of Science in Business Administration (BSBA) / (MA), Accountancy (02-09) **University of Central Missouri**

Graduate (Count = 14)

1. GRCT, Geographic Information Systems (GIS) (02-09) **University of Central Missouri**
2. GRCT, Women's and Gender Studies (02-09) **University of Central Missouri**

3. DNP, Nursing (*Off-site delivery at Mineral Area College in Park Hills, St. Charles Community College in St. Peters, East Central College in Union, Jefferson College in Hillsboro, Missouri University of Science and Technology in Rolla, and the Southern Telecommunications Resource Center (TCRC) in Portageville*) (06-09) **University of Missouri - St. Louis**
4. Ed.S, Educational Administration (*Off-site at Mineral Area College; St. Charles Community College, and St. Louis Community College {Wildwood}.*) (02-09) **University of Missouri - St. Louis**
5. M.Ed, Counseling (*Off-site at East Central College, Jefferson College, Mineral Area College, St. Charles Community College, St. Louis Community College {South County Education Center}, and St. Louis Community College {Wildwood}*) (02-09) **University of Missouri - St. Louis**
6. M.Ed, Educational Administration (*Off-site at East Central College, Jefferson College, Mineral Area College, St. Charles Community College, St. Louis Community College {South County Education Center}, and St. Louis Community College {Wildwood}*) (02-09) **University of Missouri - St. Louis**
7. M.Ed, Elementary Education (*Off-site at East Central College, Jefferson College, Mineral Area College, St. Charles Community College, St. Louis Community College {South County Education Center}, and St. Louis Community College {Wildwood}*) (02-09) **University of Missouri - St. Louis**
8. M.Ed, Secondary Education (*Off-site at East Central College, Jefferson College, Mineral Area College, St. Charles Community College, St. Louis Community College {South County Education Center}, and St. Louis Community College {Wildwood}.*) (02-09) **University of Missouri - St. Louis**
9. M.Ed, Special Education (*Off-site at East Central College, Jefferson College, Mineral Area College, St. Charles Community College, St. Louis Community College {South County Education Center}, St. Louis Community College {Wildwood}*) (02-09) **University of Missouri - St. Louis**
10. MFA, Creative Writing and Media Arts (12-08) **University of Missouri - Kansas City**
11. MS, Higher Education Leadership (*Off-site delivery at the Blue Jay Tower in Liberty, MO*) (06-09) **Northwest Missouri State University**
12. MSN, Family Nurse Practitioner (*Off-site at East Central College, Mineral Area College, St. Louis Community College {South County Education Center}, St. Louis Community College {Wildwood}*) (02-09) **University of Missouri - St. Louis**
13. MSN, Health Care Leadership (06-09) **Missouri Western State University**
14. MSW (*Off-site at Mineral Area College, St. Charles Community College, St. Louis Community College {South County Education Center}, St. Louis Community College {Wildwood}*)(02-09) **University of Missouri - St. Louis**

VII. New Programs Received and Reviewed Programs (Independent Colleges and Universities) (Total Category Count = 17)

Certificates (Count = 0)

None

Associates (Count = 2)

1. AAS, Business Management (*Main campus and off-site in Lexington, Cameron, Hermitage, and Lamar, MO.*) (09-08) **Wentworth Military Academy and College**
2. AAS, Paralegal Studies (*Main campus and off-site in Lexington, Cameron, Hermitage, and Lamar, MO.*) (09-08) **Wentworth Military Academy and College**

Baccalaureate (Count = 6)

1. BA, Contemporary Studies (*Off-site in Brentwood, MO*) (02-09) **Fontbonne**
2. BA, Corporate Communications (*Off-site in Brentwood, MO*) (02-09) **Fontbonne**
3. BA, Organizational Studies (*Off-site in Brentwood, MO*) (02-09) **Fontbonne**
4. BA, Political Science (02-09) **Culver-Stockton**
5. BBA, Bachelor of Business Administration (*Off-site in Brentwood, MO*) (02-09) **Fontbonne**
6. BS, Sports and Entertainment Management (*Off-site in Brentwood, MO*) (02-09) **Fontbonne**

Graduate (Count = 9)

1. GRCT, Medical Technology/Clinical Laboratory Science (04-09) **Southeast Missouri Hospital College of Nursing and Health Sciences**
2. GRCT, Supply Chain Management (*For delivery at the main campus in St. Louis, MO; the Boeing Company campuses in Berkeley and St. Charles, MO; and the Strassner site in Brentwood, MO.*) (02-09) **Fontbonne**
3. DSW, Social Work (02-09) **Midwest University**
4. MA, Intercultural Studies (02-09) **Midwest University**
5. MA, Supply Chain Management (*For delivery at the main campus in St. Louis, MO; the Boeing Company campuses in Berkeley and St. Charles, MO; and the Strassner site in Brentwood, MO.*) (02-09) **Fontbonne**
6. MA, Teaching English as a Second Language (02-09) **Midwest University**
7. MBA, Business (*Off-site in Brentwood, MO*) (02-09) **Fontbonne**
8. MM, Management (*Off-site in Brentwood, MO*) (02-09) **Fontbonne**
9. MSN, Nursing (*Off-site at the Kansas City Metropolitan Campus in Kansas City, MO*) (09-08) **Webster University**

VIII. Programs Withdrawn

None

IX. New Programs Not Approved

None

X. Programs Withdrawn (Independent Colleges and Universities)

None

XI. New Programs Approved for Delivery by Out-of-State Public Institutions (Total Category Count =4)

1. GRCT, Medical Dosimetry (*Off-site at the Siteman Cancer Center (Barnes Jewish Hospital) and SSM De Paul Health Center in St. Louis, MO; the Siteman Cancer Center in St. Peters, MO; and St. Luke's Hospital in Chesterfield, MO*) (09-08) **Southern Illinois University – Carbondale**
2. MS, Medical Dosimetry (*Off-site at the Siteman Cancer Center (Barnes Jewish Hospital) and SSM De Paul Health Center in St. Louis, MO; the Siteman Cancer Center in St. Peters, MO; and St. Luke's Hospital in Chesterfield, MO*) (02-09) **Southern Illinois University – Carbondale**
3. MS, Reading (*Off-site at the Southwest Center for Educational Excellence in Webb City, MO*) (12-08) **Pittsburg State University**
4. MS, Teaching (*Off-site at Southwest Center for Educational Excellence in Webb City, MO*) (12-08) **Pittsburg State University**

XII. Programs Withdrawn (Out-of-State Public Institutions) (Total Category Count =18)

(Courses) (Total Category Count =18)

Indian Hills Community College (06-09)

1. Abnormal Psychology
2. Children's Literature
3. College Algebra
4. Composition I
5. Composition II
6. Developmental Psychology
7. Introduction to Biology
8. Introduction to Biology, Lab
9. Introduction to Computers
10. Introduction to Earth Science
11. Introduction to Earth Science, Lab
12. Introduction to Education
13. Introduction to Literature
14. Introduction to Psychology
15. Introduction to Sociology
16. Popular Genres
17. Public Speaking
18. Statistics

IX. New Programs Not Approved (Independent Colleges and Universities)

No actions of this type have been taken since the last board meeting.

X. New Courses Approved (Out-of-State Public Institutions) (Total Category Count =3)

Indian Hills Community College (06-09)

1. LIT 161 Short Stories (*off-site delivery at the Putnam County High School in Unionville, MO*)
2. PHI 114 Critical Reasoning (*off-site delivery at the Putnam County High School in Unionville, MO*)
3. SOC 115 Social Problems (*off-site delivery at the Putnam County High School in Unionville, MO*)

[Back to page 14](#)

Missouri Department of Higher Education

Appendix F

FY11 Appropriation Request



**FY 2011 Institutional Core Budget Increases
Staff Recommendation**

	FY 2011 GR/Lottery Base	FY 2011 GR New Decision Item*
Community Colleges	133,338,067	15,039,350
Linn State Technical College	4,540,164	696,456
Univ. of Central Missouri	53,100,664	6,576,414
Southeast Missouri State	43,285,220	5,360,791
Missouri State University	80,081,307	9,917,915
Lincoln University	17,600,967	2,179,846
Truman State University	40,184,711	4,976,799
Northwest Missouri State	29,451,422	3,647,502
Missouri Southern State Univ.	22,776,351	2,820,807
Missouri Western State Univ.	20,988,914	2,599,437
Harris-Stowe State Univ.	9,677,939	1,198,595
University of Missouri	401,703,438	49,772,727
SUBTOTAL	856,729,164	104,786,639
 Increases for UM-Related Items		
Missouri Kidney Program	3,615,097	150,000
MOREnet	11,479,151	3,287,000

* Amounts equal the federal budget stabilization funds in the FY 2010 core.

[Back to page 22](#)



3515 Amazonas Drive
Jefferson City, MO 65109-5717
Phone: (573) 751-2361 • Fax: (573) 751-6635 • Information Center: (800) 473-6757
www.dhe.mo.gov • info@dhe.mo.gov