



Guam Department of Education

Citizen's Centric Report

AUGUST 31, 2011

FY 2010
SY 2010-2011

In this issue

ABOUT GDOE 1

SATI0 2

FINANCES 3

UPDATES 4

By the Numbers SY 2010-2011 (as of September 30, 2010)	
Enrollment	
Elementary	14,310
Middle	7,231
High	9,431
Alternative	123
Total	31,095
School Sites	
Elementary	27
Middle	8
High	5
Alternative	1
Total	41
Personnel	
Unclassified	4
Classified	3,205
Limited Term	561
Total	3,770

Guam Department of Education Goals

- Goal # 1 All students will graduate from high school prepared to pursue post-secondary education on or off-island or to assume gainful employment with the private or public sector
- Goal # 2 All students in Guam Public School System will successfully progress from grade to grade and from one level of schooling to another in order to maximize opportunities to successfully graduate from high school
- Goal # 3 All Public School System personnel will meet high standards for qualifications and on-going professional development and will be held accountable for all assigned responsibilities
- Goal # 4 All Guam Public School System's school facilities will meet high standards for health and safety and provide optimal conditions for learning objectives
- Goal # 5 All Guam Public School System's operations will maximize the critical uses of limited resources and meet high standards of accountability

About Us

GDOE is a single unified school district consisting of grades Kindergarten through 12. Our 27 Elementary Schools, 8 Middle Schools, 5 High Schools, and an alternative school serve over 31,000 students, and is managed by the 11-member Guam Education Board (GEB). Despite the operational and financial challenges the Department has faced in recent years, the teachers, administrators, and support staff continue to remain focused on our mission to **“Prepare all students for life, Promote Excellence, and Provide Support!”**

School Performance Report Card

Pursuant to Public Law 26-26, the purpose of the school report card is to monitor trends among schools and its progress toward achieving the goals in the mission statement. The school report card contains information on demographics, student achievement, special program offerings, faculty, budget, and exemplary programs. School report cards can be viewed at www.gdoe.net.

Graduation / Dropout Info

	GRADUATION		DROPOUT			
	SY 08-09	SY 09-10	SY 08-09	SY 08-09	SY 09-10	SY 09-10
High School	Number	Number	Number	Rate (%)	Number	Rate (%)
G. Washington	460	472	176	5.7%	180	6.4%
J.F. Kennedy	363	419	120	4.2%	141	6.3%
Okkodo	348	374	146	8.3%	46	3.2%
S. Sanchez	271	299	119	5.8%	107	5.6%
Southern	205	274	212	11.2%	135	8.3%
Total	1647	1838	773	6.8%	609	6.1%

Accreditation News

The Western Association of Schools and Colleges (WASC) visited the following schools in SY 10-11:

School	Result
Agueda Johnston Middle	3 year accreditation*
FB Leon Guerrero Middle	3 year accreditation
Finegayan Elementary	3 year accreditation*
Inarajan Elementary	6 year accreditation*
Inarajan Middle	3 year accreditation*
John F. Kennedy High	3 year accreditation
LP Untalan Middle	Accreditation Reaffirmed
LBJ Elementary	Accreditation Reaffirmed
Oceanview Middle	3 year accreditation
Simon Sanchez High	3 year accreditation*
Upi Elementary	6 year accreditation*
Wettengel Elementary	3 year accreditation*

* Maximum term allowed by type of visit

- In SY 09-10, there were 1838 graduates, representing an increase of nearly 12% from the previous SY.
- From SY 06-07 to SY 09-10, the number of graduates has increased by 21%.
- In SY 09-10, the cohort graduation rate was 76.7%, up from 67.6% in SY 08-09.
- While some schools experienced an increase in dropout rates for SY 09-10, the district dropout rate decreased to 6.1% from the previous SY.

***Please note: Graduation/Dropout data for SY 10-11 will be included in a CCR supplement when made available**

“Our educational community prepares all students, promotes excellence, and provides support”

SAT 10

The **SAT10** performance standards are content-referenced scores that reflect what students know and should be able to do in given subject areas. As a norm-referenced test, student scores are compared to the performance of a norm group, comprised of a national sample. In SY 09-10, 26,815 GDOE students were tested.

SAT10 performance standards or levels are:

- Below Basic:** Indicates little or no mastery of fundamental knowledge and skills
- Basic:** Indicates partial mastery of the knowledge and skills that are fundamental for satisfactory work
- Proficient:** Represents solid academic performance, indicating that students are prepared for the next grade
- Advanced:** Signifies superior performance, beyond grade-level mastery

Figure 40: GDOE SAT10 PERFORMANCE LEVELS
GRADE 12 Reading: SY 05-06 to SY 09-10

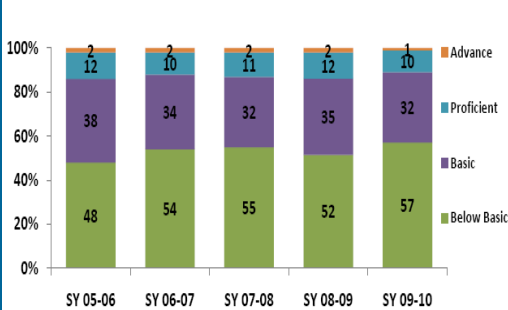


Figure 40:

- In SY 09-10, 11% of 12th graders performed at **proficient and advanced levels** in reading, compared to 14% who performed at the same levels in SY 08-09, a 3% decrease
- In SY 09-10, 43% of 12th graders performed at **basic, proficient, and advanced levels** in reading, compared to 49% who performed at the same levels in SY 08-09, a 6% decrease

Figure 41: GDOE SAT10 PERFORMANCE LEVELS
GRADE 12 Math: SY 05-06 to SY 09-10

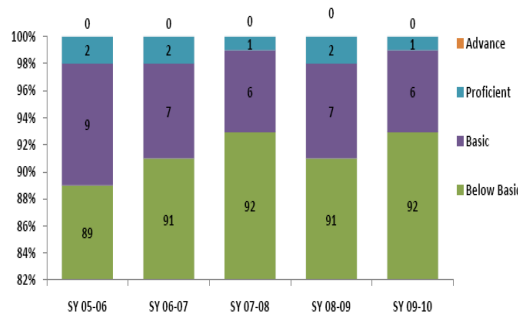


Figure 41:

- In SY 09-10, 1% of 12th graders performed at **proficient and advanced levels** in math, compared to 2% who performed at the same levels in SY 08-09, a 1% decrease
- In SY 09-10, 7% of 12th graders performed at **basic, proficient, and advanced levels** in math, compared to 9% who performed at the same levels in SY 08-09, a 2% decrease

Figure 42: GDOE SAT10 PERFORMANCE LEVELS
GRADE 12 Language: SY 05-06 to SY 09-10

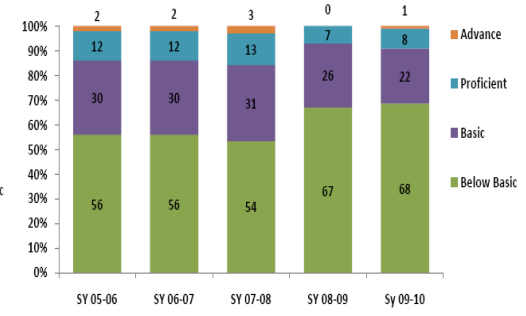


Figure 42:

- In SY 09-10, 9% of 12th graders performed at **proficient and advanced levels** in language, compared to 7% who performed at the same levels in SY 08-09, a 2% increase
- In SY 09-10, 31% of 12th graders performed at **basic, proficient, and advanced levels** in language, compared to 33% who performed at the same levels in SY 08-09, a 2% decrease

SAT10 Highlights

The following schools showed noteworthy improvement because they equaled or exceeded the national rate of improvement from one grade level to the next in one content area or another:

ELEMENTARY: Astumbo, DL Perez, Finegayan, HB Price, Liguán, Marcial Sablan, MA Ulloa, Merizo, PC Lujan, Talofoto
4th Grade Reading: 25 schools exceeded the national rate of improvement with HB Price and Astumbo improving the most.

MIDDLE: In Math, the national growth rate was 9 points, while GDOE's growth rate was 18 points. Astumbo and Untalan equaled the national growth rate of 10 points in language arts.

HIGH: John F. Kennedy, George Washington, Okkodo, Simon Sanchez, and Southern surpassed the national rate of improvement, with JFK and Southern showing most improvement in grade 11 reading and math.

Curriculum and Assessment Standards

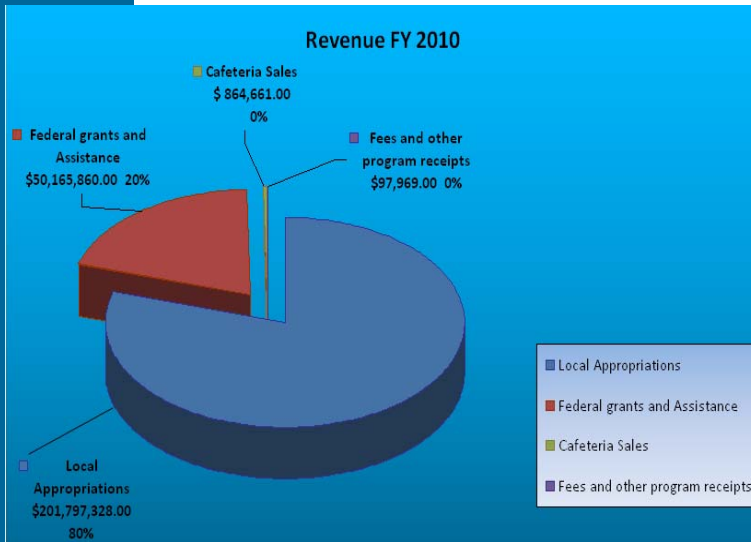
The Department of Education recently completed the revisions for and adopted the Content Standards and Performance Indicators in March 2010. This document articulates for every subject area what students should know and be able to do at each grade level. During this past school year 2010-11, district staff, teachers and administrators completed the first of two phases to develop criterion referenced tests designed to measure student achievement of the standards for English/Language Arts, Math and Science. The first phase developed tests for the grades required by the No Child Left Behind Law which included 3rd through 8th and 10th Grade for English/Language Arts, 3rd through 8th and 10th grade for Math, and 5th, 8th and 10th Grade for Science. The second phase to be completed during school year 2011-12 will cover the remaining grades. It is the overall intent of this project to have the Criterion Referenced Tests replace the SAT10 as our official Statewide Assessment. In addition to the development of the Criterion Referenced Tests, the Curriculum Alignment project will align five curriculum documents currently used by our district to guide instruction. These documents include the Content Standards and Performance Indicators, the Criterion Referenced Tests, the adopted textbook, the SAT10 instructional objectives and the Common Core State Standard. Lastly, the Curriculum Guides project will take the work of the Curriculum Alignment and provide teachers with sample lesson plans for every major standard and performance indicator and provide them with references to supplemental resources and instructional strategies.



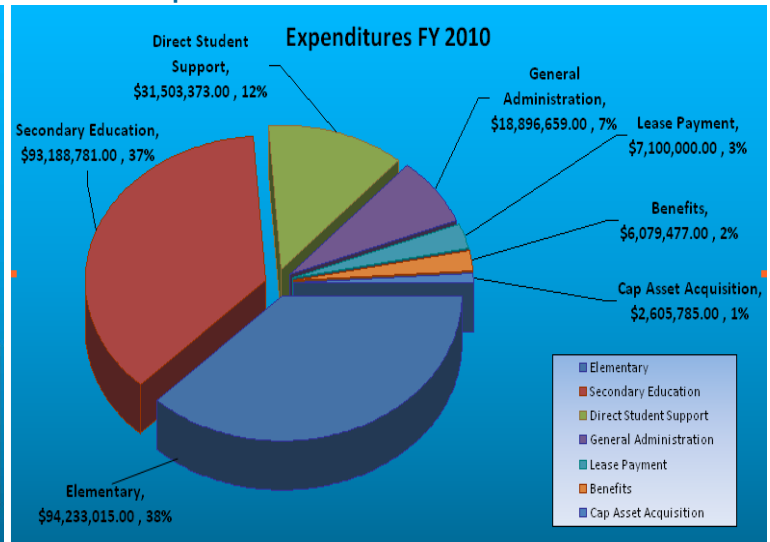
“Our educational community prepares all students, promotes excellence, and provides support”

FINANCES

Revenue Breakdown FY 2010



Expenditure Breakdown FY 2010



- The total revenues for the year ended September 30, 2010 is \$252,925,818.
- As a line agency of the Government of Guam, GDOE receives 80% of its funds through **Local Appropriations**. Local appropriations include general fund, Interscholastic Sports Fund, Health and Physical Activities Fund, Public School Library, Principal's Mentorship Fund, and Textbooks Fund.
- 20% or \$50,165,860 of revenue is from **Federal Grants and Assistance**.
- A nominal amount of \$962,630 from **Cafeteria Sales** and **Fees and Other Program Receipts** make up the remainder of the revenue for GDOE.

Additional Discussion

- The Guam Department of Education was awarded \$20,146,106 from the Education Jobs Fund, a one-time grant as part of the ARRA funds for teacher salaries in FY 11.
- In FY 11, USDOE approved over \$75 million of the ARRA SFSF Funds to GDOE for use on Capital Improvement Projects, Technology, and Equipment. (See Page 4 for more information on ARRA).
- GDOE has been designated as a "High-Risk" grantee since 2003 because of problems in the area of Single Audit Act compliance and fiscal accountability.
- In November 2009, GDOE was required to procure the services of a third-party fiduciary agent to perform the financial management responsibilities required under Federal laws and regulations for USDOE Grants.

- The total expenditures for the year ended September 30, 2010 is \$253,607,090.
- 74% or \$187,421,796 was spent on **Elementary** and **Secondary Education**. These expenditures include; salaries, benefits, contractual services, utilities, supplies, and equipment.
- 12% of expenditures are attributed to **Direct Student Support**, to include: special education, gifted and talented program, vocational technical education, and headstart.
- 8% was spent on **General Administration**.
- 3% of expenditures were for the **Lease payment** for Adacao Elementary, Liguán Elementary, Astumbo Middle, and Okkodo High School.
- 2% or \$6,079,477 was expended on retiree healthcare **Benefits**
- 1% or \$2,605,785 was spent on the **Acquisition** of generators.
- The primary component of GDOE's expenditures are from salaries and benefits. Salaries represented \$143,912,322, while \$48,965,846 went to benefits, for a total of \$192,878,168 or 76% in FY 10.
- Utilities (power, water, telephone) expenses make up 5.7% or \$14,340,066 of expenditures.

*Numbers may not exactly match the chart above due to rounding

In FY 10, the following amounts were expended by GDOE through a variety of federal programs:

Grantor	Amount
U.S. Department of Agriculture	\$8,896,184
U.S. Department of Education	\$31,754,365
U.S. Department of Health and Human Services	\$2,415,311
U.S. Department of Interior	\$7,100,000
Total	\$50,165,860

* Federal programs expenditures represents 20% of GDOE's total expenditures for FY 10.



Independent Audit

The independent audit was performed by Deloitte & Touche. The independent audit received an unqualified "clean" opinion. With the exception of two major federal programs, GDOE's single audit also received an unqualified opinion.

"Our educational community prepares all students, promotes excellence, and provides support"

UPDATES

Guam Education Board:

The Guam Education Board (GEB), was created by Public Law 24-142 and was subsequently amended or reenacted by Public Laws 26-26, 29-41, 30-183, and 31-19. Pursuant to Public Law 29-41, the nine voting members were elected to represent one of four regions of the school district: Lagu, Kattan, Luchan, Haya. Public Law 30-183, enacted on August 25, 2010, changed the composition of the Board to six voting members elected-at-large and three voting members (an upper level manager, a parent of a DOE student, retired DOE teacher or administrator) appointed by the Governor. The 2012 General Election will be the first election for this new hybrid board. Because the term of five elected members expired in January 2011, the vacancies were filled by gubernatorial appointment. For more information about GEB, please visit www.gdoe.net/geb or call (671) 300-1627.

American Recovery and Reinvestment Act (ARRA) of 2009- State Fiscal Stabilization Fund (SFSF):

In February 2009, the 111th United States Congress enacted the American Recovery and Reinvestment Act of 2009, also known as ARRA. Within the ARRA, the U.S. Congress appropriated \$100 billion for education related expenditures in the areas of education technology, state assistance, and the increase in federal Pell grant caps. Of the \$100 billion appropriated, \$52.6 billion was earmarked to the State Fiscal Stabilization Fund (SFSF). In FY 2011, GDOE received over \$75 million in SFSF through the Governor's Office. These funds were targeted to be spent on technology, renovations of the schools, and the Third Party Fiduciary Agent. Approximately \$60 million was later reprogrammed to cover school-based personnel. Public Law 31-40 required that the \$60 million in funds that were received from USDOE to pay for these salaries were deposited into an account to be used for the projects initially identified in the SFSF grant application, e.g., technology and school renovation projects.

Education Finance Supervisory Committee (EFSC):

Public Law 30-164 was signed into law in July 2010, creating the Education Finance Supervisory Commission (EFSC) to monitor and manage all public education financial resources by developing and supervising a financial status designation of GDOE finances. They are tasked to identify in advance, any signs of financial distress that may put the operations of GDOE in danger of operational deficits and to advise the GDOE and GEB to implement corrective measures. For additional information, visit: www.senbenp.com.

Technology / Application Updates:

GDOE is moving to modernize its operations using updated technology and applications by implementing its new Student Management System, PowerSchool. This system allows GDOE to manage its student records, such as grades, demographics, attendance, etc. more efficiently and effectively. PowerSchool provides GDOE with the capability for increased communication with its Online Parent portal, which is expected to launch in several schools in SY 11-12. GDOE is also modernizing its business systems with a new Financial Management System to increase efficiency in the Department. The new system will include modules for finance, human resources, fixed assets, payroll, and grants management. GDOE's Facilities and Maintenance Division has launched a new web-based program: InSite Maintenance Connection, a web-based program that will enable GDOE's Facilities and Maintenance Division to better meet facilities and maintenance standards.

John F. Kennedy High School:

On August 24, 2010, the Government of Guam issues on behalf of GDOE, \$65,735,000 in Series 2010 Certificates of Participation (COPs) to finance the demolition, acquisition, renovation, and installation of facilities to provide the new JFKHS on Guam. JFK High School's new facility consist of a series of one and two story buildings arranged in a similar configuration to the historic original campus, using modern construction techniques that is fully compliant with all applicable building codes. The school's building contractor, International Bridge Corporation (IBC), will also serve as the maintenance contractor with covenants to maintain the facility with high degrees of standards. The new campus has an estimated useful life of 50+ years. The occupancy permit was issued on August 23, 2011, in time for the August 29, 2011 start of the school year.

Did you find this report informative? Is there other information you would like to see? We appreciate your feedback. GDOE Management can be contacted at:

Guam Department of Education, P.O. Box DE, Hagatna, Guam 96932
Email: tmtaitano@gdoe.net
Additional information: www.gdoe.net



References:

- Underwood, N. (2010, October 31). Annual State of Public Education SY 2009-2010. Retrieved August 2011, from Guam Department of Education online website: <https://sites.google.com/a/gdoe.net/rpe/home/annual-state-of-public-education-report-asper/sy-2009--2010>
- Deloitte & Touché. (2010). *Financial Statements, Additional Information and Independent Auditor's Report*. Retrieved August 2011, from Guam Department of Education online website: <https://sites.google.com/a/gdoe.net/financial-administration/reports/audit-reports>



“Our educational community prepares all students, promotes excellence, and provides support”