



# Guam's Department of Education Citizen's Centric Report

AUGUST 31, 2010



⇒ DOE students raise their hand to answer a question in class

CITIZEN'S-CENTRIC REPORT  
FY 2009  
SY 2009-2010

## this issue

- About DOE 1
- Performance Measures 2
- Financial Information 3
- Future Outlook 4

## MISSION STATEMENT

- Our mission states, **"Our educational community prepares all students, promotes excellence, and provides support..."**

## About Department of Education

- The Department of Education (DOE) is a single unified school district consisting of grades Kindergarten through 12. Our 27 elementary schools, 8 middle schools, 5 high schools, and an alternative school serve over 30,700 students.
- DOE is a line agency of the Government of Guam's General Fund.
- DOE is managed by the Guam Education Policy Board. Its policies are established by a combination of elected and Governor-appointed board members.
- DOE for many years has faced many operational and financial

challenges. In spite of these challenges, teachers, administrators, and support staff continue to remain focused on our mission of "...Preparing all students for life; Promoting excellence; and Providing support!"

### VISIONS AND GOALS

- The Guam Education Policy Board has implemented 5 goals to accomplish their vision. Objectives within each goal were set to be implemented in stages over several years.
- The Government of Guam's general fund is ultimately liable for the financial operations of DOE.

### Goals of the Guam Department of Education

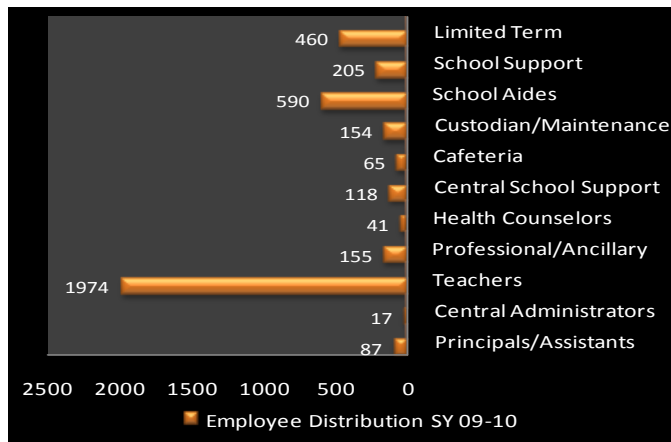
- Goal #1**  
All students will graduate from high school prepared to pursue post-secondary education on or off-island or to assume gainful employment with the private or public sector.
- Goal #2**  
All students in Guam Public School System will successfully progress from grade to grade and from one level of schooling to another in order to maximize opportunities to successfully graduate from high school.
- Goal #3**  
All Public School System Personnel will meet high standards for qualifications and on-going professional development and will be held accountable for all assigned responsibilities.
- Goal #4**  
All Guam Public School System's school facilities will meet high standards for health and safety and provide optimal conditions for learning objectives.
- Goal #5**  
All Guam Public School System's operation will maximize the critical uses of limited resources and meet high standards of accountability

## Employee Distribution

SY 2009-2010 Distribution by Position		
Positions	Number of Employees	Percentage
Principals/Assistants	87	2.25%
Central Administrators	17	0.44%
Teachers	1974	51.06%
Professional/Ancillary	155	4.01%
Health Counselors	41	1.06%
Central School Support	118	3.05%
Cafeteria	65	1.68%
Custodian/Maintenance	154	3.98%
School Aides	590	15.26%
School Support	205	5.30%
Limited Term	460	11.90%
<b>TOTAL:</b>	<b>3866</b>	

Data as of May 27, 2010

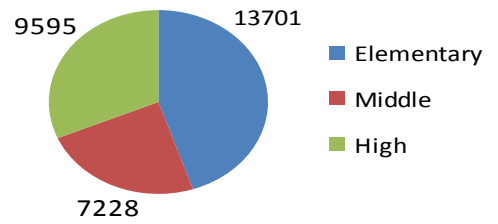
- These figures represent the employees of DOE that has the responsibility to ensure that the children of the island of Guam have an adequate education. Employee count for SY09-10 is 3,866.
- Limited term employees varies from on-call substitution teachers, one-to-one aide, and limited term teachers .





# Student Population Statistic

- This figure give us information about DOE's population. This information is relevant because it shows the amount of people DOE aims to educate, prepare, and graduate.
- Elementary is compose of 45% of the total enrollment of 30524, while middle school students are at 24% and high school is 31%.



## Graduation/Dropout Info

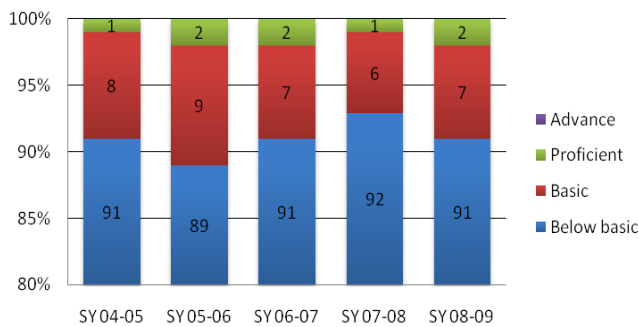
- The trends over the past years show a decrease in dropout percentage, signifying success in DOE's mission to graduate their students.
- Although the dropout percentage showed an increase in SY 06-07. The overall trend is that the dropout percentage is decreasing. Another notable fact is that for SY 08-09, dropout percentage continued to decrease to 6.8% total for DOE.

Graduation	SY 05-06	SY 06-07	SY 07-08	SY 08-09	SY 09-10
G.Washington	384	450	498	460	478
JF Kennedy High	255	359	442	363	428
Okkodo High	n/a	n/a	n/a	348	275
S.Sanchez High	385	414	434	271	377
Southern High	284	292	312	205	299
<b>Total</b>	<b>1308</b>	<b>1515</b>	<b>1686</b>	<b>1647</b>	<b>1857</b>

	SY 04-05		SY 05-06		SY 06-07		SY 07-08		SY 08-09		SY 09-10	
High School	Dropout Number	Dropout %	Dropout Number	Dropout %	Dropout Number	Dropout %	Dropout Number	Dropout %	Dropout Number	Dropout %	Dropout Number	Dropout %
G.Washington	208	8.0%	180	5.0%	174	6.0%	170	7.0%	176	5.7%	180	6.4%
JF Kennedy High	248	9.5%	241	7.0%	282	11.3%	179	7.3%	120	4.2%	141	6.3%
Okkodo High	n/a	n/a	n/a	n/a	n/a	n/a	n/a	n/a	146	8.3%	46	3.2%
S.Sanchez High	116	5.1%	64	3.0%	184	5.9%	164	6.9%	119	5.8%	107	5.6%
Southern High	153	9.3%	284	10.0%	111	7.8%	94	8.0%	212	11.2%	135	8.3%
<b>Total</b>	<b>725</b>		<b>769</b>		<b>751</b>		<b>607</b>		<b>773</b>		<b>609</b>	

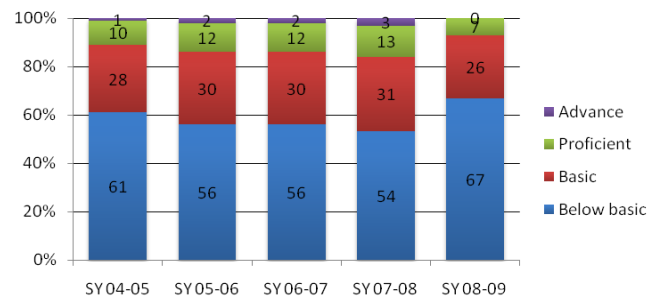
## Performance Measurement

GDOE SAT 10 PERFORMANCE LEVELS GRADE 12 Math SY 04-05 to SY 08-09

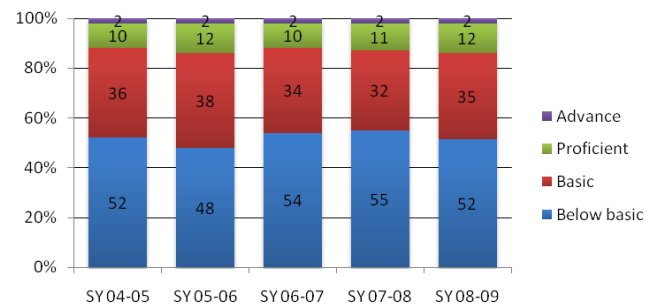


- These figures show the trends of DOE's success in educating their students. The SAT10 measures learning across the entire nation and uses results as a comparative analysis of students nationwide. These results measure Grade 12 students, who are DOE's final "product."

GDOE SAT 10 PERFORMANCE LEVELS GRADE 12 Language SY 04-05 to SY 08-09



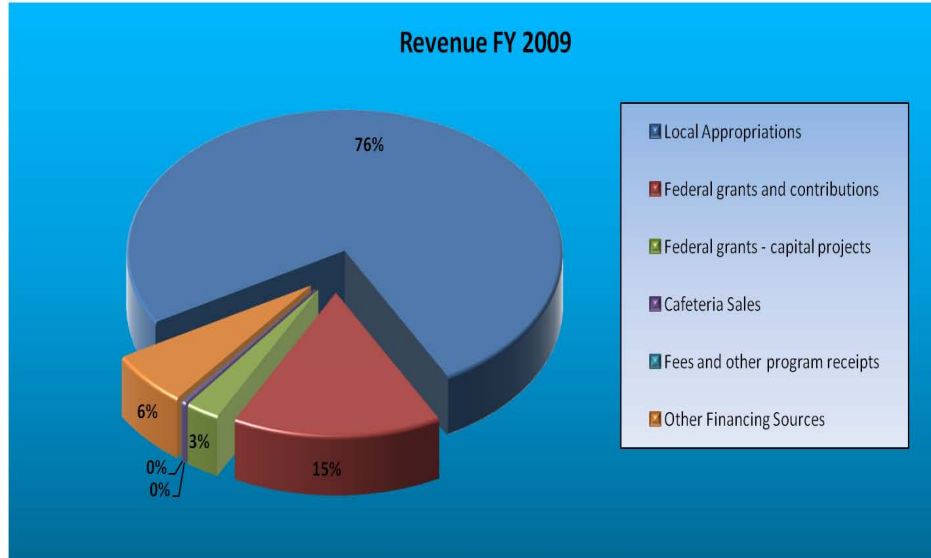
GDOE SAT 10 PERFORMANCE LEVELS GRADE 12 Reading SY 04-05 to SY 08-09



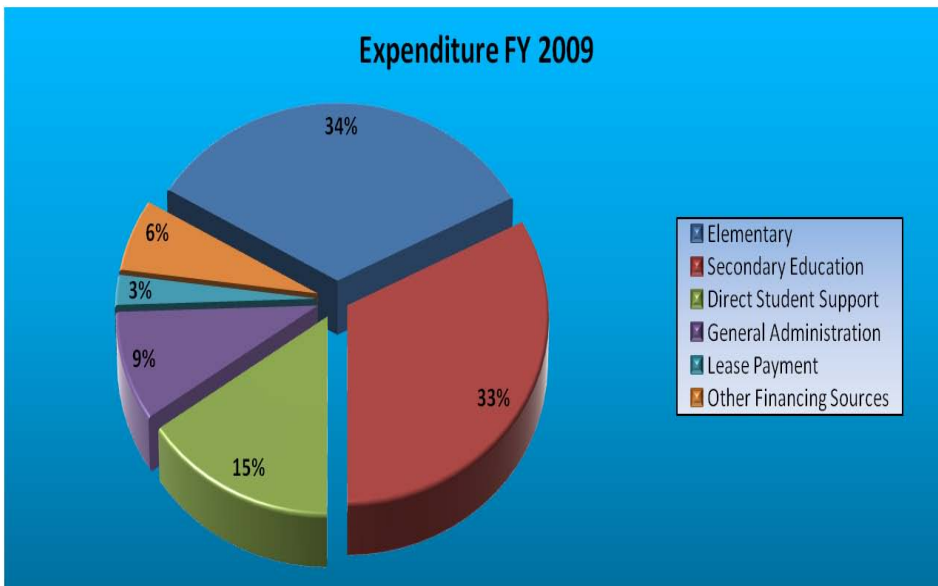


# Revenue Breakdown FY-09

- Pursuant to public law appropriations that were allotted to DOE, make up most of its revenue. Specifically, the DOE operations Fund.
- Total local government appropriations include the Interscholastic Sports Fund, Health and Physical Fund, *Kuentan Salappe' Prinsepat*, School Nutritional Meals, and Textbook Fund, Government of Guam bond proceeds, John F. Kennedy appropriations, Suruhano office, and Retiree Healthcare benefits.
- Other Financing Sources include Capital Leases, \$17,254,250 and Transfers In, \$1,456,752. Pursuant to public law appropriations that were allotted to GDOE, make up most of its revenue as appropriations.
- Total local government appropriations include General Fund, Territorial Educational Facilities Fund, Textbook and Collateral Materials, Public Library Resource Fund, School Nutritional Meals Program, Interscholastic Sports Fund, Health & Physical Education Activities, Government of Guam bond proceeds.



# Expenditures Breakdown FY-09



- The primary component of DOE's expenditures are salaries and benefits.
- However the most significant changes occurred in the capital lease acquisition and the general administration.
- Expenditures include; salaries, benefits, contractual, power, textbooks, supplies, equipment, capital outlay, water, library books, travel, lease, phone, interest and penalties, stipends and other, overtime, indirect costs, capital projects, and capital lease acquisition.
- While GDOE reported a decrease on expenditures in FY 2009, it has actually spent 98% of its revenues as compared to FY 2008 which expended only 95% of the total revenues of \$319M. The primary components of GDOE's expenditures are salaries and benefits. However the most significant changes occurred in the capital outlay expenditure fund due to the construction of the new schools.

# Independent Audit

The independent audit was performed by Deloitte & Touché. The Office of the Public Auditor released the Guam Department of Education's information on June 25, 2009. The independent audit received an unqualified "clean" opinion. With the exception of two major federal programs, the Guam Department of Education's single audit received a qualified opinion.





## Future Outlook

- In 2006, Guam was chosen as the location for the military build-up from Okinawa, Japan. The build-up would consist of relocating 10,000 U.S. Marines and their families to Guam, improving the Guam Naval Base to serve as the forward operations and logistics hub, and developing Andersen Air Force Base to serve as the new forward-base requirements. This move will occur during 2010 thru 2014. The increase in military presence will provide challenges for Guam's economy especially in education. Although the military provides its own school system, DoDEA-DDESS, for dependent children whose parents are full time military. Contract workers will more than likely bring their children which will increase DOE' student enrollment.
- Guam's economy is struggling to keep up with the financial needs of its schools and a budget deficit. With an expected increase in population with the military buildup, Guam can expect an increase in revenues via income taxes paid by all island residents that contribute to Guam's General Fund. The increase in revenues, however, will not be realized until after the military actually relocates

to Guam, yet Guam and DOE must prepare.

- Guam Public School System secured financing in late 2006 for the construction of four additional public schools and possible renovation of one existing public school. Three of the new schools opened for the 2008-2009 school year, and the remaining school, an elementary school, opened for the 2009-2010 school year.
- The resumption of the construction of the New JFK campus is underway. Negotiations for a lease that was obtained in 2009 to temporarily house the JFK staff and students until the new school is completed, is still under review.
- Construction of a northern high school under the capital lease program is also on hold as the site originally identified is no longer available. Note that DOE still needs to consider six to nine more schools as recommended by the Governor's Civilian Military Task Force.
- Not only does DOE have to be concerned about the military build-up and the construction of new schools, DOE must address the structural and infrastructure maintenance of its existing educational facilities in which the majority are over twenty-five years and older.

- Budget shortfalls prevent DOE from tackling maintenance service orders for its schools. To fund the citations, DOE used the General Issuance Bond appropriation of approximately \$5.5 million for Capital Improvement Projects. The Guam Legislature appropriated \$196,350,387 for fiscal year 2010.
- Additionally, DOE applied for stimulus funds for school upgrades through the Office of the Governor for use in FY2010 – 2011. With the anticipated military build-up and the existing structural concerns of school facilities, DOE will need additional funding through a dedicated funding source to ensure that an adequate education is provided to Guam's public school children.
- DOE received 80 million in ARRA Funds. These funds have been earmarked for technology upgrades and construction school modernization purposes for 36 public schools. Out of the 80 million, 24 million will be utilized towards the purchases of laptop and e-books for every student.
- Two million of the ARRA Funds will be used to provide support to teachers to be highly qualified teachers.



*Guam is currently experiencing military build-up that is affecting the infrastructure of DOE*



### **New JFKHS**

#### Management

Can be contacted at:

Guam Department of Education, P.O. Box DE, Hagatna, Guam 96932

or Email: [tmiatitano@gdoe.net](mailto:tmiatitano@gdoe.net).

## References:

Bretania-Shafer, N. (2009, October 30). *Annual State of Public Education SY 2008-2009*. Retrieved May 2010, from Guam Public School System online website: <http://202.128.12.76/reportcard/DOEAnnualReportCardSY20082009.aspx>

Deloitte & Touche. (2010). *Financial Statements, Additional Information and Independent Auditor's Report*. Retrieved May 2010, from Guam Public School System: [http://www.bit.guam.gov/Portals/148/DOE\\_Single\\_Audit.pdf](http://www.bit.guam.gov/Portals/148/DOE_Single_Audit.pdf)

School of Business and Public Administration. University of Guam. BA401 Government Accounting. Spring 2010 under the guidance of Doreen Crisostomo, Ph.D., CGFM.

