

June 2010

**U.S. Department of Health and Human Services
Health Resources and Services Administration**



Suggested citation:

*U.S. Department of Health and Human Services,
Health Resources and Services Administration,
Maternal and Child Health Bureau.*

*The Mental and Emotional Well-Being of Children:
A Portrait of States and the Nation 2007.
Rockville, Maryland: U.S. Department of
Health and Human Services, 2010.*

*Individual copies of this report are available
at no cost from the HRSA Information Center,
P.O. Box 2910, Merrifield, VA 22116;
1-888-ASK-HRSA; or ask@hrsa.gov.*

*The publication is also available online at
www.mchb.hrsa.gov and www.cdc/nchs/slait.htm*

Readers are free to duplicate and use all or part of the information contained in this publication; however, the photographs are copyrighted and permission may be required to reproduce.

Note: These data are based entirely on parental reports and have not been independently verified. In addition, they only include children whose parents reported that they have been told that they have one of these conditions by a doctor or other health care provider.

All photos are credited to iStockphoto, except page 7, to Renee Schwalberg.



Table of Contents

Introduction	4
Mental Health Status	7
Mental Health Status	8
Characteristics of Children with Emotional, Behavioral, or Developmental Conditions	10
Overlap Among Emotional, Behavioral, or Developmental Conditions	11
Overlap with Learning Disabilities	12
Overlap with Physical Health Conditions	13
Mental Health Services	15
Use of Mental Health Services	16
Health Insurance Coverage	17
Adequacy of Health Insurance Coverage	18
Medical Home	19
School and Activities	21
Repeating a Grade and School Engagement	22
Social Skills	23
Problem Social Behaviors	24
Activities Outside of School	25
The Child's Family	27
Parenting Stress	28
Parents' Health Status	29
Child Care	30
Appendix A: Technical Appendix	59
Appendix B: Survey Questions	60

State Data	31
Alabama	32
Alaska	32
Arizona	33
Arkansas	33
California	34
Colorado	34
Connecticut	35
Delaware	35
District of Columbia	36
Florida	36
Georgia	37
Hawaii	37
Idaho	38
Illinois	38
Indiana	39
Iowa	39
Kansas	40
Kentucky	40
Louisiana	41
Maine	41
Maryland	42
Massachusetts	42
Michigan	43
Minnesota	43
Mississippi	44
Missouri	44
Montana	45
Nebraska	45
Nevada	46
New Hampshire	46
New Jersey	47
New Mexico	47
New York	48
North Carolina	48
North Dakota	49
Ohio	49
Oklahoma	50
Oregon	50
Pennsylvania	51
Rhode Island	51
South Carolina	52
South Dakota	52
Tennessee	53
Texas	53
Utah	54
Vermont	54
Virginia	55
Washington	55
West Virginia	56
Wisconsin	56
Wyoming	57



Introduction

Children, like adults, may have mental health problems, including depression and anxiety. They may also have behavioral conditions, such as conduct disorders; cognitive disorders, such as autism spectrum disorder; or neurological conditions, such as Tourette Syndrome. Children may also be affected by delays in their physical, cognitive, or emotional development.

The 2007 National Survey of Children's Health asked parents whether their children had ever been diagnosed with, and currently had, any of these seven conditions. (The exact wording of the questions asked in the survey is presented in Appendix B.) This chartbook addresses the health and well-being of the population of children whose parents reported that their children had at least one of these conditions. Note, however, that these data are based entirely on parental reports and have not been independently verified; in addition, they only include children whose parents reported that they have been told that they have one of these conditions by a doctor or other health care provider.

The seven conditions included here—depression, anxiety, Attention Deficit Disorder/Attention Deficit Hyperactivity Disorder (ADD/ADHD), conduct disorders, autism spectrum disorders, developmental delay, and Tourette Syndrome—may be grouped together as emotional, behavioral, or developmental conditions. Overall, these conditions affect 11.3 percent of children in the United States, or nearly 7.4 million children. Of these

children, nearly two-thirds (65.7 percent) are boys, more than half (51.1 percent) are between the ages of 12 and 17 years, and nearly one-quarter (24.8 percent) have family incomes below the Federal poverty level. Boys, adolescents, and children from low-income families are all disproportionately represented among children with reported emotional, behavioral, or developmental conditions compared to the population of children in general.

Many children have more than one of these seven diagnoses: 40.3 percent of children with at least one emotional, behavioral, or developmental condition have more than one of the seven conditions. These conditions also frequently overlap with learning disabilities. Of children at least 3 years of age with at least one emotional, behavioral, or developmental condition, 45.8 percent also had learning disabilities, compared to 2.7 percent of children without these conditions. In addition, one-third of children with emotional, behavioral, or developmental conditions also had at least one of seven physical health conditions addressed in the survey (asthma; diabetes; bone, joint, or muscle problems; hearing problems; vision problems; epilepsy or seizure disorder; and brain injury or concussion).

Children with emotional, behavioral, or developmental conditions are no more likely than other children to be uninsured or to have gaps in their health coverage. However, they are more likely to be insured through public programs: 43.7 percent of

children with these conditions have public insurance, compared to 26.2 percent of children without these conditions. They are also more likely to have insurance that does not adequately meet their needs. Parents of insured children were asked whether their out-of-pocket costs were reasonable, whether the plan offered benefits or covered services that met their child's needs, and whether their child was allowed to see the providers he or she needed. Of children with emotional, behavioral, or developmental conditions with insurance, 29.4 percent were reported to have insurance that did not usually or always meet all of these criteria, compared to 23.8 percent of children without these conditions.

A "medical home," or a consistent source of medical care that meets criteria of accessibility, continuity, comprehensiveness, coordination, compassion, and cultural sensitivity, is particularly critical for any child with a chronic condition, including emotional, behavioral, or developmental conditions. Unfortunately, only 40.2 percent of children with these conditions were reported to get their care through a medical home, compared to 58.5 percent of other children.

Children with emotional, behavioral, or developmental conditions can benefit from a variety of services and therapies, including counseling and medications. However, not all children with these conditions are reported to receive these services. Overall, 45.6 percent of children with at least one of the seven conditions



received needed mental health services, according to their parents, and just half (50.1 percent) took medications for their conditions in the past year. This finding implies that mental health services for children remains an area of great unmet need.

Having an emotional, behavioral or developmental condition may affect a variety of important developmental and social processes during childhood and adolescence. Children with at least one of the seven conditions are more likely than other children to repeat a grade in school, and are less likely to be engaged in school, according to their parents. They are less likely to consistently exhibit positive social skills, and more likely to show problematic behaviors such as bullying or arguing. However, it should be noted that these differences are not necessarily attributable to the children's conditions; other factors, such as the family's situation and the child's neighborhood environment, may be involved as well.

The health of a child and the health of the entire family are interdependent. The parents of children with emotional, behavioral, or developmental conditions are more likely than the parents of children without these conditions to report that they usually or always feel at least one form of parenting stress (30.9 and 8.2 percent, respectively.) Parents' physical and mental health is also closely related to that of their children, and both mothers and fathers of children with emotional, behavioral, or developmental conditions are less likely to report that they are

in excellent or very good physical and mental health than parents of children without these conditions.

Finally, child care can present substantial challenges in any family with young children, and these challenges only increase when children have emotional, behavioral, or developmental conditions. Of children aged 2 to 5 years with at least one of these conditions, 62.5 percent received some form of nonparental child care. The parents of 46.2 percent reported having at least one problem with child care, including having to make different child care arrangements in the past month due to circumstances outside their control, or having to quit a job, not take a job, or greatly change their job in the past year because of child care problems.

This chartbook presents a range of indicators on the health and well-being of children who have been diagnosed with emotional, behavioral, or developmental conditions on the national level. For each state, we show the prevalence of the seven conditions (grouped together) and the major demographic characteristics of children who have at least one of the conditions. Together, these data paint a picture of a large and diverse population of children with multiple, complex needs. These children and their families may need services—including mental and physical health care, special education, and social services and support—from a variety of systems and providers. These analyses provide a useful first step in delineating the relationships among these conditions, children's socioeco-

omic characteristics, and access to health care. However, much more research is needed to fully understand these complex relationships.

The NSCH is sponsored by the Health Resources and Services Administration's Maternal and Child Health Bureau. The Technical Appendices at the end of this book presents information about the survey methodology and sample and the specific questions that were asked about emotional, behavioral, and developmental conditions. For more in-depth information about the survey and its findings, other resources are available. For more detailed analyses of the survey's findings, the Data Resource Center on Child and Adolescent Health web site provides online access to the survey data. The interactive data query feature allows users to create their own tables and to compare survey results at the national and state levels and by relevant subgroups such as age, race/ethnicity, and household income. The Child & Adolescent Health Measurement Initiative (CAHMI) leads the Data Resource Center (DRC) in partnership with state and family leaders, including Title V leaders, Family Voices, other family organizations and public and private sector child health data experts. The web site for the DRC is: <http://www.nschdata.org>. More complex analyses can be conducted using the public use data set available from the National Center for Health Statistics at: <http://www.cdc.gov/nchs/about/major/slaits/nsch.htm>.



The Mental and Emotional Well-Being of Children: A Portrait of the Nation



Mental Health Status

The survey asked parents of children aged 2-17 years whether their child had been diagnosed with, and still had, any of 16 specific conditions, 7 of which were related to emotions, behavior, or development. For each condition, the survey asked parents whether a doctor had told them that their child had the condition and whether the child still had the condition.

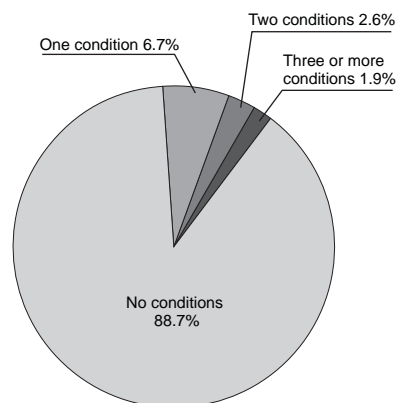
- **Attention Deficit Disorder (ADD)/Attention Deficit Hyperactivity Disorder (ADHD).** Children with these syndromes may have difficulty paying attention, be easily distracted and forgetful, have trouble listening and following directions, be impatient, and have trouble sitting still. Some of these children, those with ADD, only have difficulty with attention and organization. Others primarily have symptoms involving hyperactivity and impulsivity, and others have both. ADD/ADHD is the most common of the emotional, behavioral, and developmental conditions included in the survey: the parents of 6.4 percent of children reported that their children currently have this condition.

- **Anxiety Problems.** While all children may feel anxiety in specific situations, some children experience anxiety disor-

ders, including panic disorder, obsessive-compulsive disorder, post-traumatic stress disorder, and phobias. Symptoms may include constant worry, obsessions, fear of making mistakes, and lack of self-confidence. The parents of 2.9 percent of children reported that their children currently have these problems.

- **Depression.** Like adults, children may experience sadness at times. Children may also experience debilitating depression, although this condition may express itself differently in children than in adults. Symptoms of depression in children include persistent sadness or an anxious or empty mood, decreased interest in their favorite activities, inability to concentrate, frequent complaints of headaches and stomachaches, and increased irritability, anger, or hostility. The parents of 2.0 percent of children report that their children have been diagnosed with and currently have depression.

Children Aged 2-17 Years with at Least One of Seven Emotional, Behavioral, or Developmental Conditions



- **Oppositional Defiant Disorder (ODD)/Conduct Disorder.** Children with ODD show a pattern of uncooperative, defiant, and hostile behavior, especially toward adult authority figures. Children with ODD may have frequent tantrums, argue excessively with adults and question rules, and deliberately attempt to annoy or upset others. Children with conduct disorder also have difficulty following rules and behaving in socially acceptable ways. The parents of 3.3 percent of children report that their children currently have behavioral or conduct problems.

- **Autism Spectrum Disorders (ASDs)** includes a range of diagnoses, including Asperger's Syndrome, autism, and Pervasive Developmental Disorder (PDD). Children with autism have delays in language, communication, and social skills. Children with Asperger's disorder have impaired social skills but do not have speech or language delays. They often have



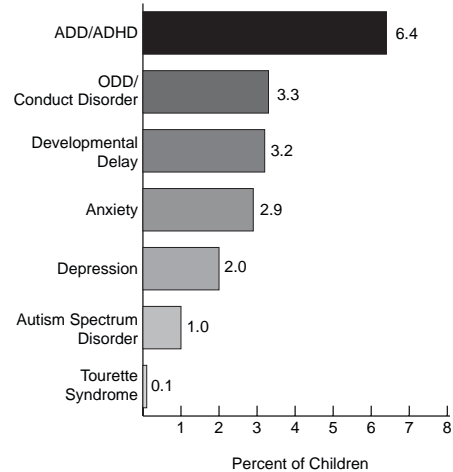
continued

an intense interest in a single subject or topic. Children with pervasive developmental disorder have severe and persistent delays in language, communication, and social skills. The parents of 1.0 percent of children report that their children had ASDs at the time of the survey.

- **Developmental Delay** includes major delays in motor, language, social, or thinking skills. The parents of 3.2 percent of children reported that their child had a developmental delay at the time of the survey.
- **Tourette Syndrome.** Children may have body tics (quick, repeated involuntary movements) or vocal tics (involuntary speech or sounds), but those with Tourette Syndrome have both, and may also have difficulties with attention and learning or develop obsessions and compulsions. The parents of 0.1 percent of children report that their children currently have Tourette Syndrome.

In total, 11.3 percent of children aged 2-17 years were reported to have at least one of these seven conditions at the time of the survey.

Prevalence of Diagnosed Emotional, Behavioral, or Developmental Conditions Among Children Aged 2-17 Years

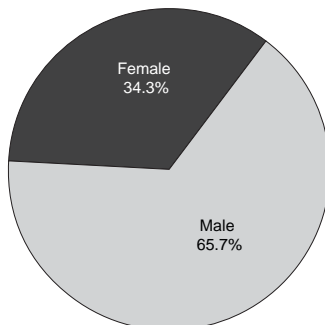




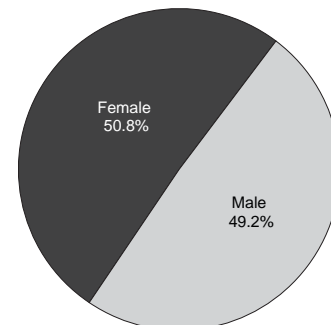
Characteristics of Children with Emotional, Behavioral, or Developmental Conditions

The population of children with emotional, behavioral, or developmental conditions differs from that of children without these conditions in many ways. Boys are disproportionately likely to be diagnosed with these conditions (65.7 percent of children with one of the seven conditions is male, compared to 49.2 percent of children without one of the conditions). Children with these conditions are more likely to be in the older age groups (because these conditions may not be diagnosed until middle childhood): of children with an emotional, behavioral, or developmental condition, 51.1 percent were 12 to 17 years old, compared to 37.3 percent of children with none of the conditions. In addition, children with these conditions are more likely to have low family incomes than children without them: of children with at least one emotional, behavioral, or developmental condition, 24.8 percent had family incomes below the Federal poverty level, compared to 17.1 percent of children without one of these conditions.

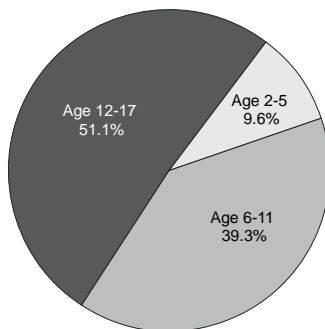
Children Aged 2-17 Years with Emotional, Behavioral, or Developmental Conditions, by Sex



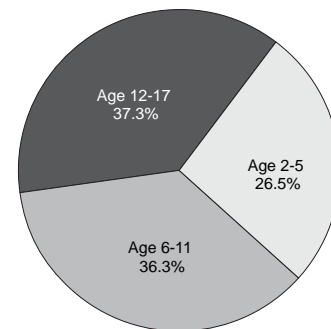
Children Aged 2-17 Years without Emotional, Behavioral, or Developmental Conditions, by Sex



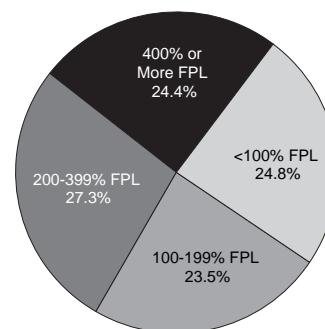
Children Aged 2-17 Years with Emotional, Behavioral, or Developmental Conditions, by Age



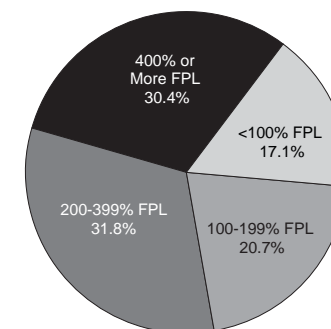
Children Aged 2-17 Years without Emotional, Behavioral, or Developmental Conditions, by Age



Children Aged 2-17 Years with Emotional, Behavioral, or Developmental Conditions, by Poverty Status*



Children Aged 2-17 Years without Emotional, Behavioral, or Developmental Conditions, by Poverty Status*



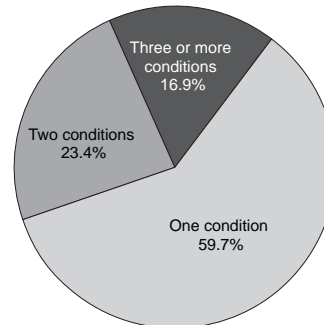
*Federal poverty level was \$20,650 for a family of four in 2007. Percentages may not add to 100 due to rounding.



Overlap Among Emotional, Behavioral, or Developmental Conditions

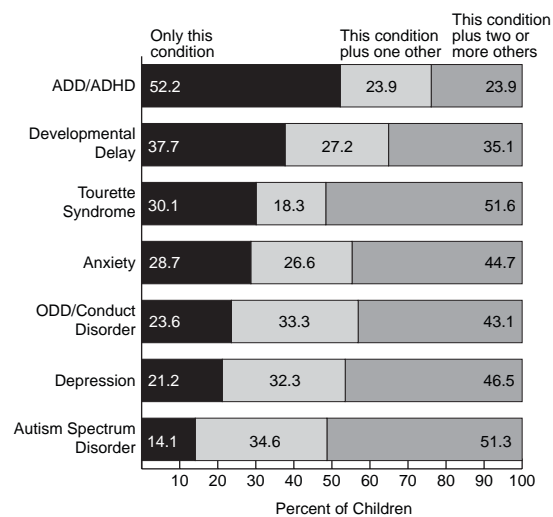
Children may have more than one of the seven emotional, behavioral, or developmental conditions addressed in the survey. Overall, 40.3 percent of children with at least one of the 7 emotional, behavioral, or developmental conditions were reported to have more than one of these diagnoses. Children with ADD/ADHD were the most likely to have only one emotional, behavioral, or developmental diagnosis, while the majority of children with the other six conditions had more than one condition.

Number of Emotional, Behavioral, or Developmental Conditions among Children with at Least One Condition*



*Including only the seven conditions asked about in the survey.

Overlap Within Emotional, Behavioral, and Developmental Diagnoses*



*Including only the seven conditions asked about in the survey.



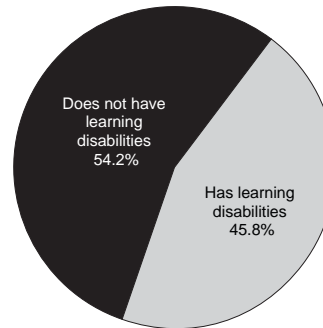


Overlap with Learning Disabilities

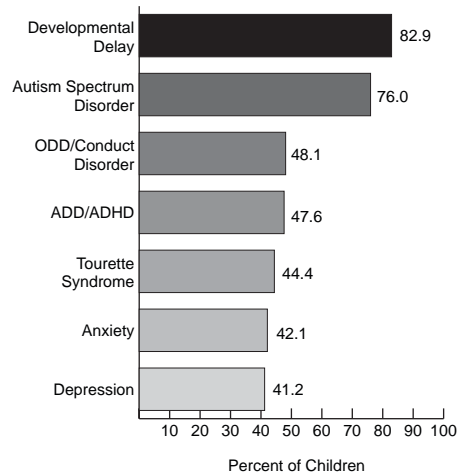
Children with emotional, behavioral or developmental conditions may also have learning disabilities. Learning disabilities may be caused by problems with the nervous system that interfere with the child's ability to receive, process, and communicate information. These disabilities are generally distinct from emotional, behavioral, and developmental conditions, but may overlap with ADD/ADHD or other conditions. The survey asked whether parents of children who were at least 3 years old had been told by a doctor, health care provider, teacher, or school official that their child had learning disabilities. Overall, 45.8 percent of children with at least one of the seven emotional, behavioral, or developmental conditions also have a learning disability; among children without emotional, behavioral, or developmental conditions, the prevalence of learning disabilities was 2.7 percent.

Of the seven emotional, behavioral, and developmental conditions addressed here, the condition that is most likely to overlap with learning disabilities is developmental delay; 82.9 percent of children with developmental delay were also reported to have learning disabilities. A majority (76.0 percent) of children with autism spectrum disorders have learning disabilities as well.

Prevalence of Learning Disabilities Among Children Aged 3-17 Years with Emotional, Behavioral, or Developmental Conditions



Prevalence of Learning Disabilities among Children Aged 3-17 Years with Emotional, Behavioral, or Developmental Conditions

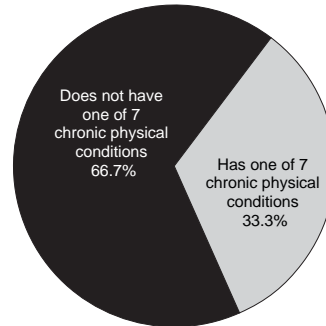




Overlap with Physical Health Conditions

Children with emotional, behavioral, and developmental conditions may have chronic physical conditions as well. The survey asked parents whether their children had been diagnosed with any of seven physical health conditions: asthma; diabetes; bone, joint, or muscle problems; hearing problems; vision problems; epilepsy or seizure disorder; and brain injury or concussion. Of children who have an emotional, behavioral, or developmental condition, 33.3 percent have at least one of these physical health conditions as well. Among children aged 2-17 years without an emotional, behavioral, or developmental diagnosis, 11.7 percent have one of these physical health conditions.

Prevalence of Chronic Physical Conditions* Among Children with Emotional, Behavioral, or Developmental Conditions



**Of the 7 conditions asked about in the survey: asthma; diabetes; bone, joint, or muscle problems; hearing problems; vision problems; epilepsy or seizure disorder; and brain injury or concussion*





Mental Health Services

Mental health screening and treatment services, including behavioral therapies, talk therapy, and medications, can be essential in helping children with emotional and behavioral problems to lead productive lives. This section examines children's health insurance coverage and access to needed services and to the medical homes that can help to assure that their care is coordinated and that specialty care is accessible.

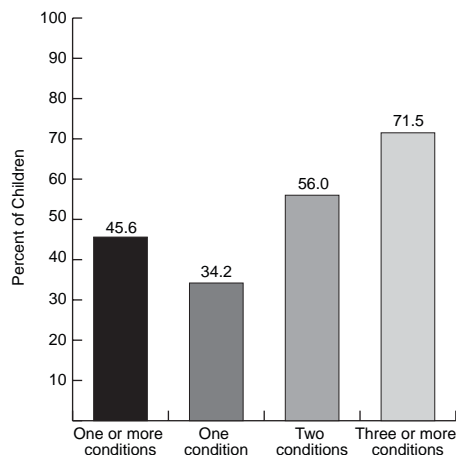


Use of Mental Health Services

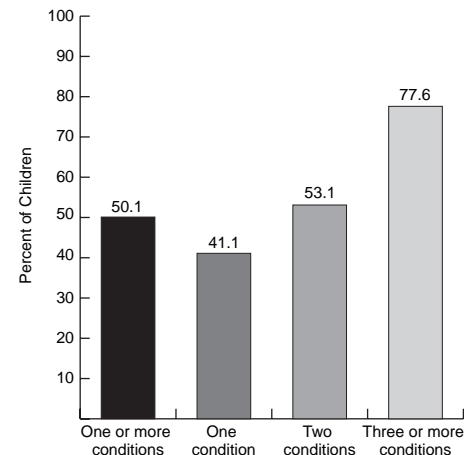
A range of services, including counseling, therapies, and medications, can help children with emotional, behavioral, or developmental conditions. However, not all children who have these conditions receive treatment for them. Overall, of children with one or more emotional, behavioral, or developmental conditions, 45.6 percent received treatment or counseling from a mental health professional. This percentage was higher for children with more than one condition, but even among children with three or more conditions, more than one quarter (28.5 percent) did not receive any mental health services.

Medications can be particularly helpful in stabilizing emotions, improving concentration, and regulating behavior in children with emotional, behavioral, or developmental conditions. A substantial percentage of children with these conditions took medications for their conditions in the past year, with percentages ranging from 41.1 percent of children with one condition to 77.6 percent of children with three or more conditions.

Children with Emotional, Developmental, or Behavioral Conditions Receiving Needed Mental Health Services, by Number of Conditions



Children with Emotional, Developmental, or Behavioral Conditions Taking Medications, by Number of Conditions

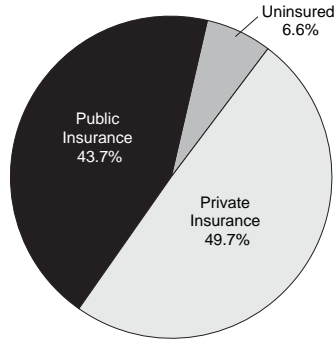




Health Insurance Coverage

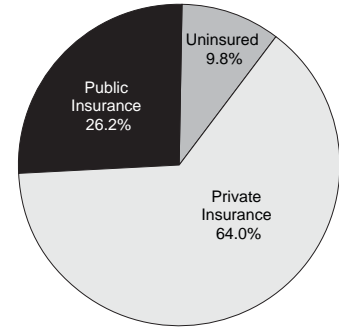
Overall, children with emotional, behavioral, or developmental conditions are slightly more likely than the general population of children to have current health insurance. However, children with these conditions are more likely than children without them to have public insurance, including Medicaid and the Children's Health Insurance Program (CHIP). Among children with emotional, behavioral, or developmental conditions, 43.7 percent have public insurance, compared to 26.2 percent of children without these conditions, while 49.7 percent had private insurance, compared to 64.0 percent of children without these conditions.

Current Health Insurance Coverage Among Children with Emotional, Behavioral, or Developmental Conditions, by Type of Coverage




*Percentages may not add to 100 due to rounding.

Current Health Insurance Coverage Among Children without Emotional, Behavioral, or Developmental Conditions, by Type of Coverage



*Percentages may not add to 100 due to rounding.



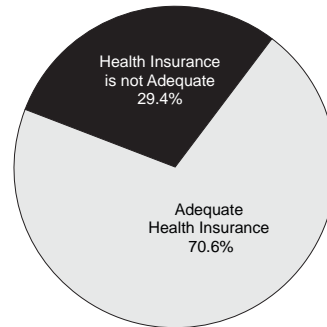


Adequacy of Health Insurance Coverage

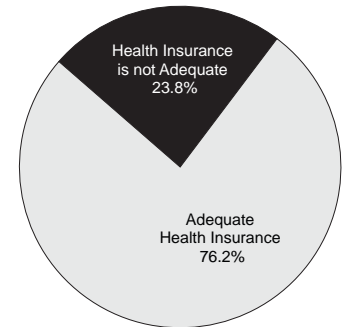
Insurance coverage may not always be adequate to meet children's needs. Parents whose children were currently insured were asked three questions regarding the services and costs associated with their child's health insurance. Of insured children aged 2-17 years without emotional, behavioral, or developmental conditions, the parents of 18.8 percent reported that the out-of-pocket costs were never or sometimes reasonable; 7.0 percent were reported to have health insurance that never or sometimes offers benefits or covers services that meet their needs; and 4.8 percent were reported to have health insurance that never or sometimes allows them to see the health care providers they need (data not shown).

Children were considered to have adequate health insurance coverage if their parent answered "usually" or "always" to each of the three questions. Overall, 29.4 percent of children with emotional or behavioral problems lacked adequate insurance, compared to 23.8 percent of children without these conditions. Moreover, the more such conditions a child has, the lower the likelihood that his or her insurance is adequate. Among children with three or more

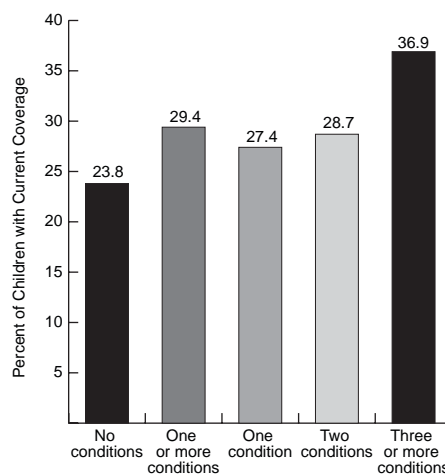
Adequacy of Health Insurance Coverage Among Currently Insured Children: Children with Emotional, Behavioral, or Developmental Conditions



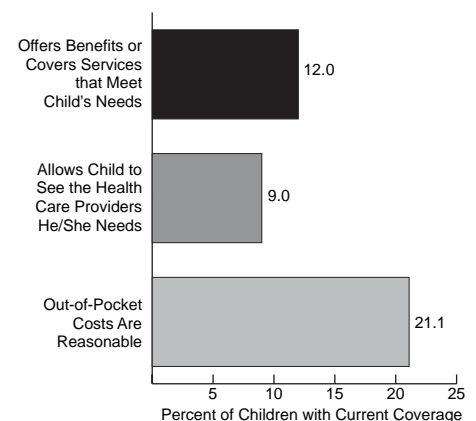
Adequacy of Health Insurance Coverage Among Currently Insured Children: Children without Emotional, Behavioral, or Developmental Conditions



Children Lacking Adequate Health Insurance Coverage, by Number of Emotional, Developmental, or Behavioral Conditions



Children Aged 2-17 Years with Emotional, Behavioral, or Developmental Conditions with Health Insurance Never or Sometimes Meeting Adequacy Criteria



emotional, developmental, or behavioral conditions who had insurance, 36.9 percent did not have adequate coverage.

Of the three criteria for adequacy, reasonable costs seem to present the most substantial barrier to families of children with emotional, behavioral, or developmental conditions. Of children with at least one condition, the parents of 21.1 percent reported that the out-of-pocket costs for their chil-

dren's care were never or sometimes reasonable; 12.0 percent reported that their child's plan never or sometimes offered benefits and covered services that met their child's needs; and 9.0 percent reported that their child's insurance never or sometimes offered access to the providers they needed. These figures are not mutually exclusive and the parents of some children may have reported more than one of these problems with their child's coverage.

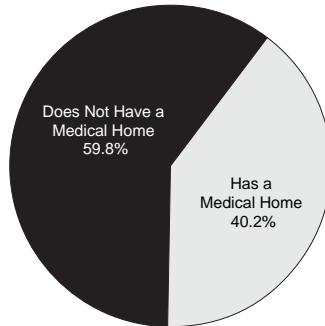


Medical Home

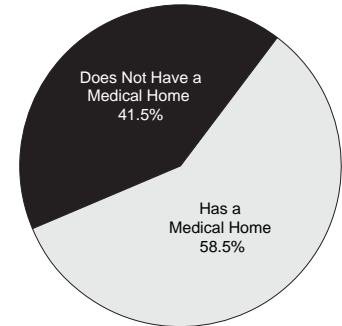
A number of aspects of high-quality health care for children are combined into the concept of the medical home. As defined by the American Academy of Pediatrics, children's medical care should be accessible, family-centered, continuous, comprehensive, coordinated, compassionate, and culturally effective. The survey included several questions that sought to measure whether a child's health care met this standard:

- Whether the child has at least one personal doctor or nurse who knows him or her well and a usual source of sick care
- Whether the child has no problems gaining referrals to specialty care and access to therapies or other services or equipment
- Whether the family is very satisfied with the level of communication among their child's doctors and other programs
- Whether the family usually or always gets sufficient help coordinating care when needed and receives effective care coordination
- Whether the child's doctors usually or always spend enough time with the family, listen carefully to their concerns, are sensitive to their values and customs, provide any information they need, and make the family feel like a partner

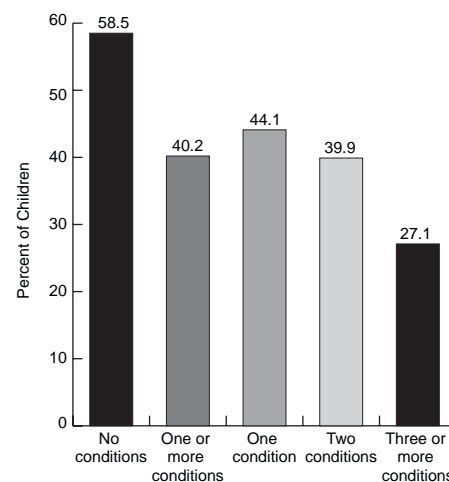
Presence of a Medical Home:
Children Aged 2-17 Years
with Emotional, Behavioral,
or Developmental Conditions



Presence of a Medical Home:
Children Aged 2-17 Years
without Emotional, Behavioral,
or Developmental Conditions



Children With a Medical Home,
by Number of Emotional,
Developmental, or Behavioral Conditions



in their child's care

- Whether an interpreter is usually or always available when needed.

A child was defined as having a medical home if his or her care is reported to meet all of these criteria.

Among children aged 2-17 years without emotional, behavioral, or developmental conditions, the care of 58.5 percent of children met this

standard. Of children in the same age group with emotional, behavioral, or developmental conditions, 40.2 percent received care through a medical home. For children with one condition, this proportion was 44.1 percent; for children with two conditions, 39.9 percent, and for those with three or more conditions, 27.1 percent.



School and Activities

Behavioral, emotional, and developmental conditions can hamper children's ability to succeed in school and to participate in activities alongside their peers. This section reviews a number of indicators of children's activities in and out of school, compared to children without emotional, behavioral, or developmental conditions.

It is important to note that, while the differences between the populations of children with and without these conditions may be stark, these differences may not be attributable exclusively to the effects of the conditions. Variation in children's family circumstances, including income and family structure, and community characteristics, such as neighborhood amenities, may also contribute to children's school performance and opportunities for activities outside of school.

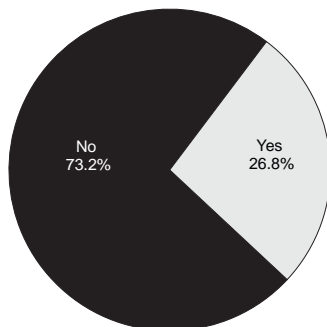


Repeating a Grade and School Engagement

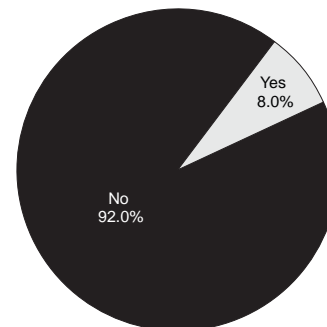
Overall, 10.6 percent of children aged 6-17 years have repeated a grade since starting kindergarten (data not shown). Among children with at least one emotional, behavioral, or developmental condition, this proportion is 26.8 percent. Of those with one condition, 22.2 percent had repeated a grade; for those with two conditions, 29.7 percent had repeated a grade; and 38.2 percent of children with three or more conditions had done so (data not shown). Among children with no emotional, behavioral, or developmental conditions, 8.0 percent had repeated a grade.

Likewise, 80.5 percent of children aged 6-17 years are reported by their parents to be adequately engaged in school, meaning that their parents reported that they usually or always care about doing well in school and do all required homework. Among children with at least one emotional, behavioral, or developmental condition, this proportion was 54.6 percent. For those with one condition, this proportion was 59.7 percent; for those with two conditions, 51.1 percent; and for those with three or more conditions, 42.5 percent. Among children with no emotional, behavioral, or developmental conditions, it was 84.5 percent (data not shown).

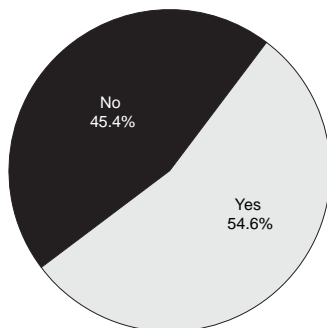
Children Aged 6-17 Years with Emotional, Behavioral, or Developmental Conditions Who Have Repeated a Grade



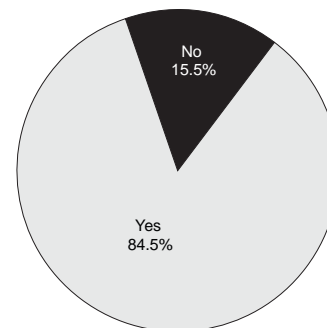
Children Aged 6-17 Years without Emotional, Behavioral, or Developmental Conditions Who Have Repeated a Grade




Children Aged 6-17 Years with Emotional, Behavioral, or Developmental Conditions Who Are Engaged in School



Children Aged 6-17 Years without Emotional, Behavioral, or Developmental Conditions Who Are Engaged in School



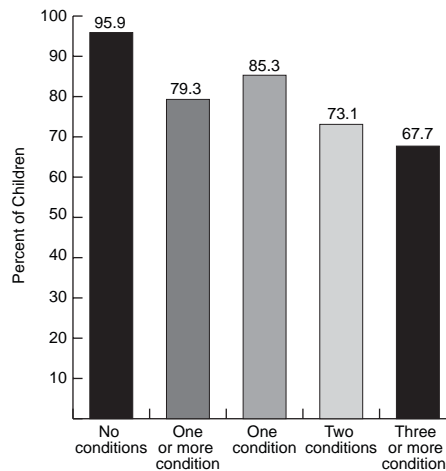


Social Skills

Children begin developing positive social skills at an early age, a process that will influence their relationships with others throughout their lives. Parents of children aged 6-17 years were asked if their children had never, rarely, sometimes, usually, or always exhibited each of the following behaviors in the past month: showed respect for teachers and neighbors; got along well with other children; tried to understand other people's feelings; and tried to resolve conflict with classmates, family, or friends. Overall, 93.6 percent of children aged 6-17 years were reported to usually or always exhibit two or more of these social skills (data not shown).

Among children with emotional, behavioral, or developmental conditions, these social skills can be more challenging. Of children with at least one of these conditions, 79.3 percent usually or always exhibited two or more of the four skills. For children with one condition, 85.3 percent consistently demonstrated positive social skills, as did 73.1 percent of children with two conditions and 67.7 percent of children with three or more conditions. Among children without emotional, developmental, or behavioral conditions, 95.9 percent consistently demonstrated two of the four social skills.

Children Aged 6-17 Years with Social Skills, by Number of Emotional, Behavioral, or Developmental Conditions



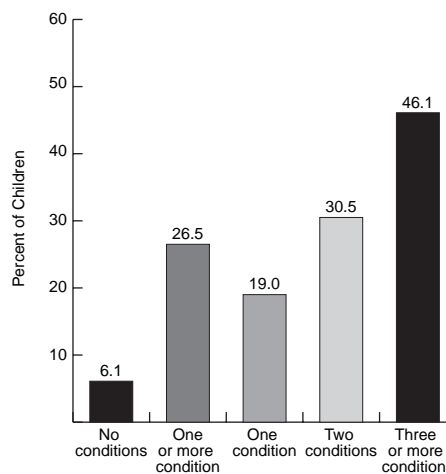


Problem Social Behaviors

Some children have trouble getting along with others. Parents of 6- to 17-year-olds were asked if their children had never, rarely, sometimes, usually, or always exhibited each of the following behaviors in the past month: arguing too much; bullying or being cruel or mean to others; being disobedient; and being stubborn, sullen, or irritable. Overall, 8.9 percent of children aged 6-17 years were reported to usually or always exhibit two or more of these problem behaviors (data not shown).

Among children with emotional, behavioral, and developmental conditions, problem social behaviors are more common. More than one-quarter (26.5 percent) of children with at least one condition usually or always exhibit two or more of the four problem behaviors. For children with one condition, problem behaviors were common in 19.0 percent of children; for children with two conditions, this proportion was 30.5 percent; and among children with three or more conditions, it was 46.1 percent. Among children without emotional, behavioral, or developmental conditions, 6.1 percent consistently exhibit these problem behaviors.

Children Aged 6-17 Years with Problem Social Behaviors, by Number of Emotional, Behavioral, or Developmental Conditions



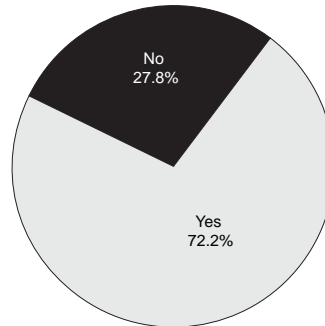


Activities Outside of School

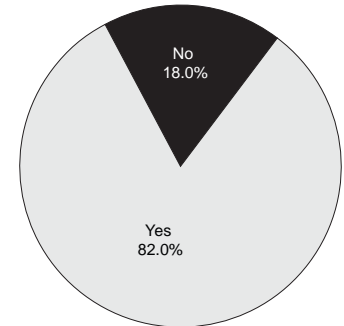
For school-aged children, participation in activities—such as sports teams, lessons, Scouts, religious groups, or Boys' or Girls' Clubs—after school or on the weekends can be an important part of overall development and can provide enrichment and contribute to the development of social skills. Parents of children aged 6-17 years were asked if their children had participated in any of these types of activities in the past year. Overall, 80.7 percent of school-aged children participated in at least one organized activity outside of school (data not shown).

Despite the social and behavioral challenges that children with mental health problems face, they were nearly as likely as children as a whole to participate in activities outside of school. A total of 72.2 percent of children with at least one emotional, behavioral, or developmental condition participated in organized activities. While this percentage is lower for children with multiple conditions, even among children with three or more conditions, more than half (60.8 percent) participated in activities outside of school. Among children without emotional, developmental, or behavioral conditions, this percentage was 82.0.

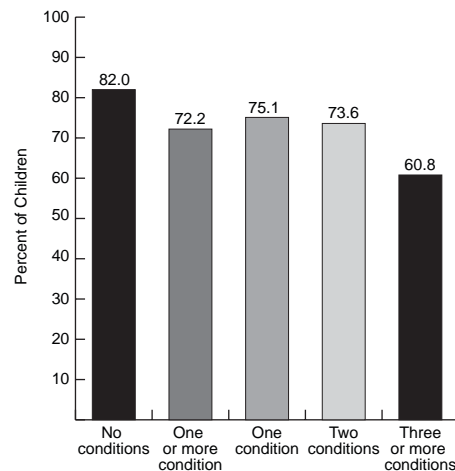
Participation in Activities Outside of School Among Children Aged 6-17 Years with Emotional, Behavioral, or Developmental Conditions



Participation in Activities Outside of School Among Children Aged 6-17 Years without Emotional, Behavioral, or Developmental Conditions



Participation in Activities Outside of School Among Children Aged 6-17 Years, by Number of Emotional, Behavioral, or Developmental Conditions





The Child's Family

Having a child with an emotional, behavioral, or developmental condition can affect the health, stress, and functioning of the entire family. This section explores various aspects of family well-being and how they vary in families with a child with an emotional, behavioral, or developmental condition.

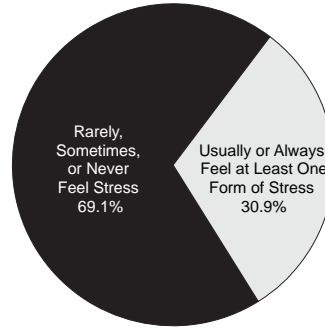


Parenting Stress

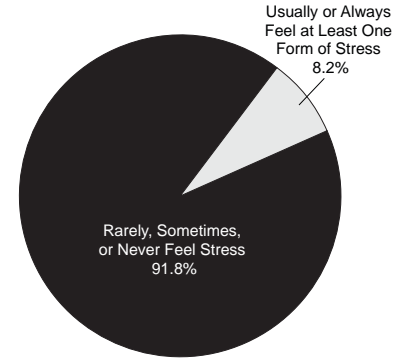
The demands of parenting can cause considerable stress for families. Parents were asked how often during the past month they had felt that their child was much harder to care for than others of his or her age; how often the child did things that really bothered them a lot; and how often they had felt angry with the child. Parents were considered to often feel stressed if they answered “usually” or “always” to at least one of these measures: Overall, parents of 10.7 percent of children reported often feeling stressed (data not shown).

For parents of children with emotional, behavioral, or developmental conditions, stress was much more common. Parents of 30.9 percent of children with at least one condition reported usually or always feeling at least one type of stress. For parents of children with one condition, this proportion was 21.8 percent; for parents of children with two conditions, 37.5 percent; and for parents of children with three or more conditions, more than half (54.0 percent) usually or always felt stress. Among children with no emotional, behavioral, or developmental conditions, the parents of 8.2 percent usually or always felt one of these types of stress.

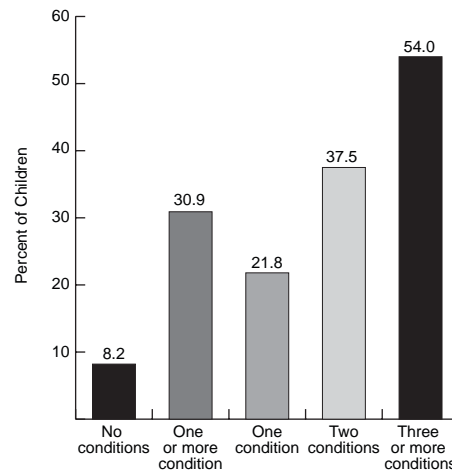
Percent of Children with Emotional, Behavioral, or Developmental Conditions Whose Parents Report Stress



Percent of Children without Emotional, Behavioral, or Developmental Conditions Whose Parents Report Stress



Children Whose Parents Usually or Always Feel Stress, by Number of Emotional, Behavioral, or Developmental Conditions





Parents' Health Status

The health of children is closely related to the health of their parents; the physical and mental health of children and adults are influenced by the health of the family as a whole. Parents with physical or mental health problems may be less able to care for their children, and children's health conditions may make it more difficult for parents to care for themselves.

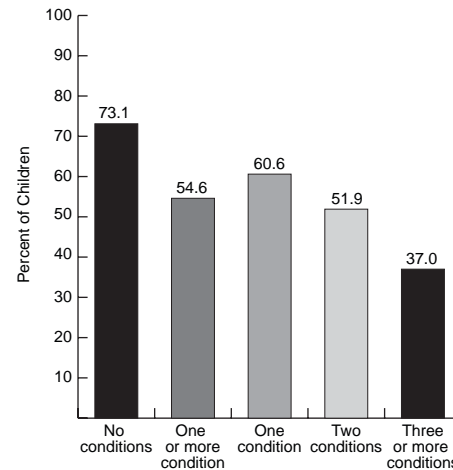
The survey asked about the physical and mental health of parents who lived with the child. Overall, the mothers of 71.1 percent of children reported themselves to be in excellent or very good physical and mental health, and the fathers of 76.7 percent of children were in excellent or very good physical and mental health (data not shown).

However, the health of parents and children are interdependent, as is evident in the health status of parents of children with emotional, behavioral, or developmental conditions. Overall, the mothers of 54.6 percent and the fathers of 66.8 percent of children with at least one condition reported their physical and mental health to be excellent or very good. This percentage is far lower for parents of children with multiple conditions: of children with two

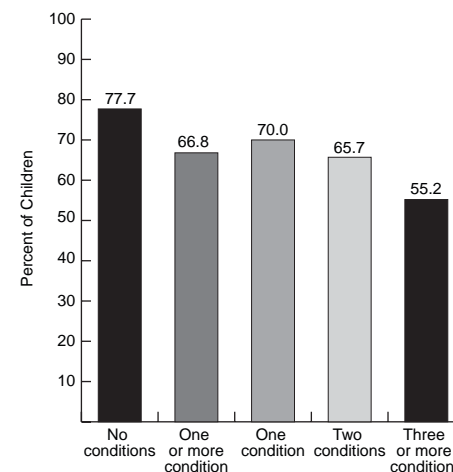
conditions, the mothers of 51.9 percent were in excellent or very good health, and of children with three or more conditions, the mothers of 37.0 percent reported their health as excellent or very good. The health of

fathers is somewhat better: of children with two conditions, the fathers of 65.7 percent were in excellent or very good health, as were the fathers of 55.2 percent of children with three or more conditions.

Children Whose Mothers are in Excellent or Very Good Physical and Mental Health, by Number of Emotional, Behavioral, or Developmental Conditions



Children Whose Fathers are in Excellent or Very Good Physical and Mental Health, by Number of Emotional, Behavioral, or Developmental Conditions



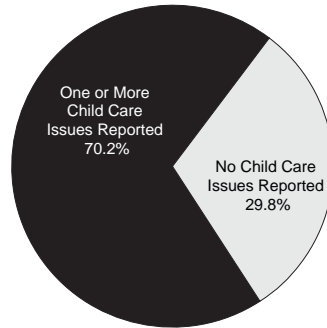


Child Care

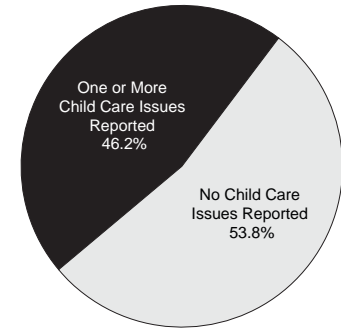
Even in the healthiest of families, the availability of child care, and the need to make backup child care arrangements in emergencies, can cause stress. Overall, parents of 59.3 percent of children aged 2 to 5 years reported that their child received some form of nonparental child care; of children with emotional, behavioral, or developmental problems, 62.5 percent received care. In addition, 9.8 percent of children with emotional, behavioral, or developmental conditions did not receive child care that they needed, compared to 8.4 percent of children without these conditions (data not shown).

Parents of children aged 2-5 who received care from someone other than a parent were asked whether they had had to make different child care arrangements in the past month due to circumstances beyond their control and whether anyone in the family had had to quit a job, not take a job, or greatly change their job because of child care problems within the past year. Overall, the parents of 46.0 percent reported having to make last-minute child care arrangements in the past month, and the parents of 10.9 percent reported having to quit, not take, or change a job because of child care problems (data not shown).

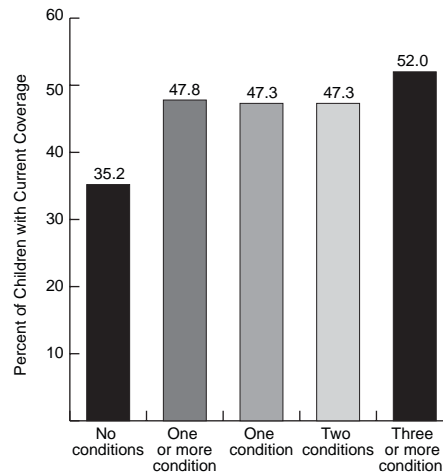
Children Aged 2-5 Years Whose Families Experienced Child Care Problems



Children Aged 2-5 Years with Emotional, Behavioral, or Developmental Conditions Whose Families Experienced Child Care Problems



Children Aged 2-5 Years Whose Families Had to Make Alternative Child Care Arrangements in the Past Month, by Number of Emotional, Developmental, or Behavioral Conditions

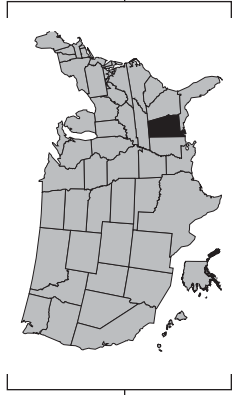


Parents of children with emotional, behavioral, or developmental conditions were especially likely to report child care problems. Of children aged 2-5 with one or two conditions, the parents of nearly half reported having to make alternative arrangements at least once, and of children with three or more conditions, the par-

ents of more than half (52.0 percent) reported having this problem. The parents of nearly one-quarter (23.6 percent) of children with at least one condition had to quit a job, not take a job, or greatly change their job because of their child care difficulties (data not shown).

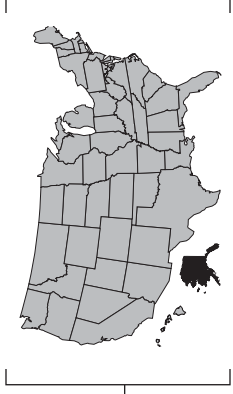


State-Level Data



The National Survey of Children's Health

The Mental and Emotional Well-Being of Children: A Portrait of States and the Nation 2007



Alabama

All statistics are based on parental reports.

	State %	National %
Percent of children aged 2-17 years who have one or more emotional, behavioral, or developmental conditions*	14.0	11.3
Prevalence by Age**		
Age 6-11 years	18.8	12.1
Age 12-17 years	14.8	14.9
Prevalence by Sex		
Male	15.9	14.5
Female	12.1	7.9
Prevalence by Poverty Level		
0-99% FPL	18.9	16.3
100-199% FPL	18.2	13.1
200-399% FPL	10.9	10.0
400% FPL or more	11.4	9.5
Prevalence by Insurance Type		
Public	21.3	17.5
Private	9.1	9.0
Percent of children aged 2-17 years with emotional, behavioral, or developmental conditions:		
Who have two or more conditions	32.7	40.3
Who receive coordinated, ongoing, comprehensive care within a medical home	35.4	40.2
Whose health insurance is adequate to meet their needs	71.3	70.6
Who received mental health treatment or counseling in the past year	46.0	45.6

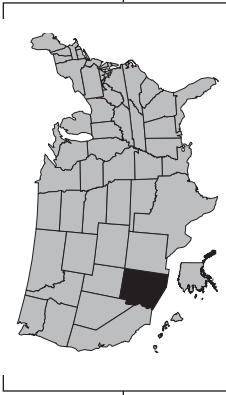
*The seven conditions addressed in the survey were: ADD/ADHD, anxiety, depression, ODD/conduct disorder, autism spectrum disorder, developmental delay, and Tourette Syndrome.

**Estimates for children aged 2-5 years do not meet the standard for reliability or precision on the state level and are not reported. †Estimate suppressed as it does not meet the standard for reliability or precision.

Alaska

All statistics are based on parental reports.

	State %	National %
Percent of children aged 2-17 years who have one or more emotional, behavioral, or developmental conditions*	9.9	11.3
Prevalence by Age**		
Age 6-11 years	11.6	12.1
Age 12-17 years	12.5	14.9
Prevalence by Sex		
Male	12.7	14.5
Female	6.8	7.9
Prevalence by Poverty Level		
0-99% FPL	†	16.3
100-199% FPL	14.5	13.1
200-399% FPL	7.3	10.0
400% FPL or more	10.7	9.5
Prevalence by Insurance Type		
Public	15.9	17.5
Private	8.5	9.0
Percent of children aged 2-17 years with emotional, behavioral, or developmental conditions:		
Who have two or more conditions	42.0	40.3
Who receive coordinated, ongoing, comprehensive care within a medical home	44.2	40.2
Whose health insurance is adequate to meet their needs	67.2	70.6
Who received mental health treatment or counseling in the past year	43.1	45.6

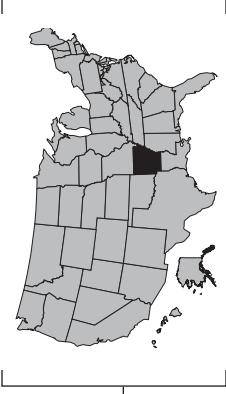


Arizona

All statistics are based on parental reports.

The National Survey of Children's Health

The Mental and Emotional Well-Being of Children:
A Portrait of States and the Nation 2007



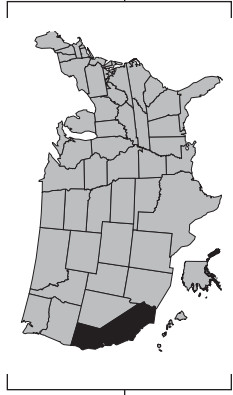
Arkansas

All statistics are based on parental reports.

	State %	National %
Percent of children aged 2-17 years who have one or more emotional, behavioral, or developmental conditions*	9.8	11.3
Prevalence by Age**		
Age 6-11 years	9.1	12.1
Age 12-17 years	15.7	14.9
Prevalence by Sex		
Male	13.5	14.5
Female	6.2	7.9
Prevalence by Poverty Level		
0-99% FPL	†	16.3
100-199% FPL	11.3	13.1
200-399% FPL	9.2	10.0
400% FPL or more	7.7	9.5
Prevalence by Insurance Type		
Public	18.7	17.5
Private	8.0	9.0
Percent of children aged 2-17 years with emotional, behavioral, or developmental conditions:		
Who have two or more conditions	47.8	40.3
Who receive coordinated, ongoing, comprehensive care within a medical home	37.6	40.2
Whose health insurance is adequate to meet their needs	70.2	70.6
Who received mental health treatment or counseling in the past year	54.4	45.6
Percent of children aged 2-17 years who have one or more emotional, behavioral, or developmental conditions*	15.4	11.3
Prevalence by Age**		
Age 6-11 years	18.2	12.1
Age 12-17 years	16.0	14.9
Prevalence by Sex		
Male	19.3	14.5
Female	11.4	7.9
Prevalence by Poverty Level		
0-99% FPL	29.3	16.3
100-199% FPL	13.5	13.1
200-399% FPL	12.5	10.0
400% FPL or more	8.0	9.5
Prevalence by Insurance Type		
Public	23.3	17.5
Private	9.8	9.0
Percent of children aged 2-17 years with emotional, behavioral, or developmental conditions:		
Who have two or more conditions	47.6	40.3
Who receive coordinated, ongoing, comprehensive care within a medical home	49.1	40.2
Whose health insurance is adequate to meet their needs	77.8	70.6
Who received mental health treatment or counseling in the past year	42.9	45.6

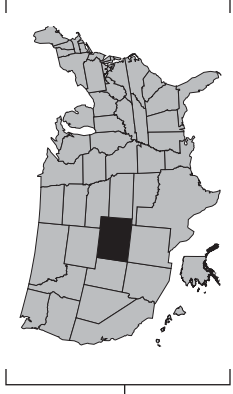
*The seven conditions addressed in the survey were: ADD/ADHD, anxiety, depression, ODD/conduct disorder, autism spectrum disorder, developmental delay, and Tourette Syndrome.

**Estimates for children aged 2-5 years do not meet the standard for reliability or precision on the state level and are not reported. †Estimate suppressed as it does not meet the standard for reliability or precision.



The National Survey of Children's Health

The Mental and Emotional Well-Being of Children: A Portrait of States and the Nation 2007



California

All statistics are based on parental reports.

	State %	National %
Percent of children aged 2-17 years who have one or more emotional, behavioral, or developmental conditions*	9.8	11.3
Prevalence by Age**		
Age 6-11 years	8.2	12.1
Age 12-17 years	14.1	14.9
Prevalence by Sex		
Male	11.9	14.5
Female	7.6	7.9
Prevalence by Poverty Level		
0-99% FPL	†	16.3
100-199% FPL	†	13.1
200-399% FPL	†	10.0
400% FPL or more	12.3	9.5
Prevalence by Insurance Type		
Public	13.3	17.5
Private	8.5	9.0
Percent of children aged 2-17 years with emotional, behavioral, or developmental conditions:		
Who have two or more conditions	27.2	40.3
Who receive coordinated, ongoing, comprehensive care within a medical home	23.8	40.2
Whose health insurance is adequate to meet their needs	70.8	70.6
Who received mental health treatment or counseling in the past year	43.3	45.6

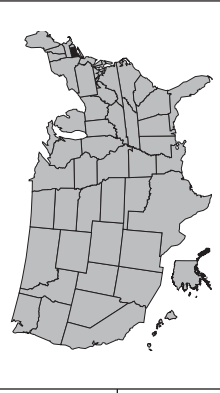
*The seven conditions addressed in the survey were: ADD/ADHD, anxiety, depression, ODD/conduct disorder, autism spectrum disorder, developmental delay, and Tourette Syndrome.

**Estimates for children aged 2-5 years do not meet the standard for reliability or precision on the state level and are not reported. †Estimate suppressed as it does not meet the standard for reliability or precision.

Colorado

All statistics are based on parental reports.

	State %	National %
Percent of children aged 2-17 years who have one or more emotional, behavioral, or developmental conditions*	10.0	11.3
Prevalence by Age**		
Age 6-11 years	11.2	12.1
Age 12-17 years	14.8	14.9
Prevalence by Sex		
Male	11.8	14.5
Female	8.3	7.9
Prevalence by Poverty Level		
0-99% FPL	†	16.3
100-199% FPL	†	13.1
200-399% FPL	9.1	10.0
400% FPL or more	11.4	9.5
Prevalence by Insurance Type		
Public	15.3	17.5
Private	8.6	9.0
Percent of children aged 2-17 years with emotional, behavioral, or developmental conditions:		
Who have two or more conditions	37.8	40.3
Who receive coordinated, ongoing, comprehensive care within a medical home	45.2	40.2
Whose health insurance is adequate to meet their needs	70.9	70.6
Who received mental health treatment or counseling in the past year	46.0	45.6



The National Survey of Children's Health

The Mental and Emotional Well-Being of Children:
A Portrait of States and the Nation 2007

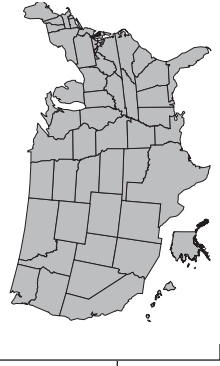
Connecticut

All statistics are based on parental reports.

	State %	National %
Percent of children aged 2-17 years who have one or more emotional, behavioral, or developmental conditions*	11.1	11.3
Prevalence by Age**		
Age 6-11 years	11.3	12.1
Age 12-17 years	13.6	14.9
Prevalence by Sex		
Male	13.5	14.5
Female	8.6	7.9
Prevalence by Poverty Level		
0-99% FPL	†	16.3
100-199% FPL	†	13.1
200-399% FPL	11.3	10.0
400% FPL or more	8.1	9.5
Prevalence by Insurance Type		
Public	17.1	17.5
Private	9.2	9.0
Percent of children aged 2-17 years with emotional, behavioral, or developmental conditions:		
Who have two or more conditions	34.7	40.3
Who receive coordinated, ongoing, comprehensive care within a medical home	38.2	40.2
Whose health insurance is adequate to meet their needs	68.2	70.6
Who received mental health treatment or counseling in the past year	51.3	45.6

*The seven conditions addressed in the survey were: ADD/ADHD, anxiety, depression, ODD/conduct disorder, autism spectrum disorder, developmental delay, and Tourette Syndrome.

**Estimates for children aged 2-5 years do not meet the standard for reliability or precision on the state level and are not reported. †Estimate suppressed as it does not meet the standard for reliability or precision.



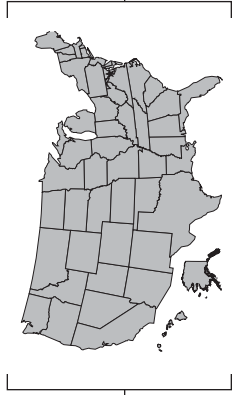
Delaware

All statistics are based on parental reports.

	State %	National %
Percent of children aged 2-17 years who have one or more emotional, behavioral, or developmental conditions*	15.3	11.3
Prevalence by Age**		
Age 6-11 years	17.3	12.1
Age 12-17 years	18.7	14.9
Prevalence by Sex		
Male	20.0	14.5
Female	10.5	7.9
Prevalence by Poverty Level		
0-99% FPL	†	16.3
100-199% FPL	16.0	13.1
200-399% FPL	18.7	10.0
400% FPL or more	11.6	9.5
Prevalence by Insurance Type		
Public	21.4	17.5
Private	13.0	9.0
Percent of children aged 2-17 years with emotional, behavioral, or developmental conditions:		
Who have two or more conditions	46.2	40.3
Who receive coordinated, ongoing, comprehensive care within a medical home	40.6	40.2
Whose health insurance is adequate to meet their needs	72.0	70.6
Who received mental health treatment or counseling in the past year	55.7	45.6

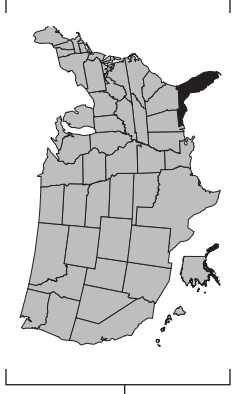
*The seven conditions addressed in the survey were: ADD/ADHD, anxiety, depression, ODD/conduct disorder, autism spectrum disorder, developmental delay, and Tourette Syndrome.

**Estimates for children aged 2-5 years do not meet the standard for reliability or precision on the state level and are not reported. †Estimate suppressed as it does not meet the standard for reliability or precision.



The National Survey of Children's Health

The Mental and Emotional Well-Being of Children:
A Portrait of States and the Nation 2007



District of Columbia

All statistics are based on parental reports.

	State %	National %
Percent of children aged 2-17 years who have one or more emotional, behavioral, or developmental conditions*	11.2	11.3
Prevalence by Age**		
Age 6-11 years	11.2	12.1
Age 12-17 years	16.9	14.9
Prevalence by Sex		
Male	14.3	14.5
Female	8.2	7.9
Prevalence by Poverty Level		
0-99% FPL	15.0	16.3
100-199% FPL	11.3	13.1
200-399% FPL	10.7	10.0
400% FPL or more	9.2	9.5
Prevalence by Insurance Type		
Public	12.4	17.5
Private	10.4	9.0
Percent of children aged 2-17 years with emotional, behavioral, or developmental conditions:		
Who have two or more conditions	42.8	40.3
Who receive coordinated, ongoing, comprehensive care within a medical home	32.8	40.2
Whose health insurance is adequate to meet their needs	68.9	70.6
Who received mental health treatment or counseling in the past year	50.5	45.6

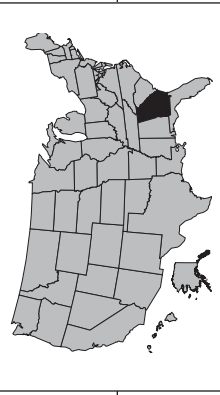
*The seven conditions addressed in the survey were: ADD/ADHD, anxiety, depression, ODD/conduct disorder, autism spectrum disorder, developmental delay, and Tourette Syndrome.

**Estimates for children aged 2-5 years do not meet the standard for reliability or precision on the state level and are not reported. †Estimate suppressed as it does not meet the standard for reliability or precision.

Florida

All statistics are based on parental reports.

	State %	National %
Percent of children aged 2-17 years who have one or more emotional, behavioral, or developmental conditions*	11.2	11.3
Prevalence by Age**		
Age 6-11 years	14.8	12.1
Age 12-17 years	13.2	14.9
Prevalence by Sex		
Male	17.7	14.5
Female	4.1	7.9
Prevalence by Poverty Level		
0-99% FPL	†	16.3
100-199% FPL	14.4	13.1
200-399% FPL	11.0	10.0
400% FPL or more	7.8	9.5
Prevalence by Insurance Type		
Public	18.8	17.5
Private	8.4	9.0
Percent of children aged 2-17 years with emotional, behavioral, or developmental conditions:		
Who have two or more conditions	56.9	40.3
Who receive coordinated, ongoing, comprehensive care within a medical home	38.8	40.2
Whose health insurance is adequate to meet their needs	54.6	70.6
Who received mental health treatment or counseling in the past year	40.9	45.6



The National Survey of Children's Health

The Mental and Emotional Well-Being of Children:
A Portrait of States and the Nation 2007

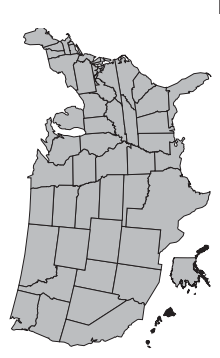
Georgia

All statistics are based on parental reports.

	State %	National %
Percent of children aged 2-17 years who have one or more emotional, behavioral, or developmental conditions*	9.5	11.3
Prevalence by Age**		
Age 6-11 years	9.2	12.1
Age 12-17 years	14.1	14.9
Prevalence by Sex		
Male	11.5	14.5
Female	7.5	7.9
Prevalence by Poverty Level		
0-99% FPL	†	16.3
100-199% FPL	†	13.1
200-399% FPL	8.5	10.0
400% FPL or more	7.9	9.5
Prevalence by Insurance Type		
Public	12.9	17.5
Private	7.5	9.0
Percent of children aged 2-17 years with emotional, behavioral, or developmental conditions:		
Who have two or more conditions	43.9	40.3
Who receive coordinated, ongoing, comprehensive care within a medical home	47.9	40.2
Whose health insurance is adequate to meet their needs	80.6	70.6
Who received mental health treatment or counseling in the past year	41.1	45.6

*The seven conditions addressed in the survey were: ADD/ADHD, anxiety, depression, ODD/conduct disorder, autism spectrum disorder, developmental delay, and Tourette Syndrome.

**Estimates for children aged 2-5 years do not meet the standard for reliability or precision on the state level and are not reported. †Estimate suppressed as it does not meet the standard for reliability or precision.



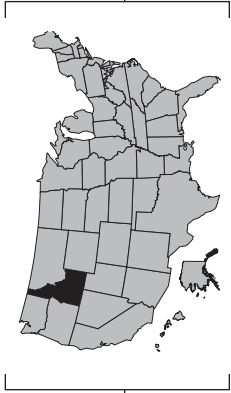
Hawaii

All statistics are based on parental reports.

	State %	National %
Percent of children aged 2-17 years who have one or more emotional, behavioral, or developmental conditions*	8.1	11.3
Prevalence by Age**		
Age 6-11 years	8.3	12.1
Age 12-17 years	9.4	14.9
Prevalence by Sex		
Male	9.9	14.5
Female	6.2	7.9
Prevalence by Poverty Level		
0-99% FPL	†	16.3
100-199% FPL	†	13.1
200-399% FPL	6.6	10.0
400% FPL or more	5.6	9.5
Prevalence by Insurance Type		
Public	12.5	17.5
Private	6.9	9.0
Percent of children aged 2-17 years with emotional, behavioral, or developmental conditions:		
Who have two or more conditions	43.0	40.3
Who receive coordinated, ongoing, comprehensive care within a medical home	46.4	40.2
Whose health insurance is adequate to meet their needs	79.2	70.6
Who received mental health treatment or counseling in the past year	52.4	45.6

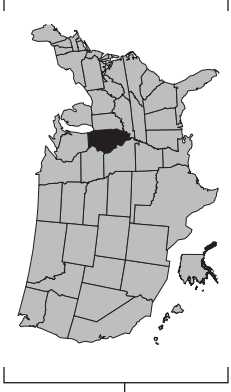
*The seven conditions addressed in the survey were: ADD/ADHD, anxiety, depression, ODD/conduct disorder, autism spectrum disorder, developmental delay, and Tourette Syndrome.

**Estimates for children aged 2-5 years do not meet the standard for reliability or precision on the state level and are not reported. †Estimate suppressed as it does not meet the standard for reliability or precision.



The National Survey of Children's Health

The Mental and Emotional Well-Being of Children:
A Portrait of States and the Nation 2007



Idaho

All statistics are based on parental reports.

	State %	National %
Percent of children aged 2-17 years who have one or more emotional, behavioral, or developmental conditions*	10.7	11.3
Prevalence by Age**		
Age 6-11 years	13.4	12.1
Age 12-17 years	11.7	14.9
Prevalence by Sex		
Male	14.1	14.5
Female	7.2	7.9
Prevalence by Poverty Level		
0-99% FPL	†	16.3
100-199% FPL	9.1	13.1
200-399% FPL	9.7	10.0
400% FPL or more	10.1	9.5
Prevalence by Insurance Type		
Public	25.0	17.5
Private	6.5	9.0
Percent of children aged 2-17 years with emotional, behavioral, or developmental conditions:		
Who have two or more conditions	49.0	40.3
Who receive coordinated, ongoing, comprehensive care within a medical home	34.7	40.2
Whose health insurance is adequate to meet their needs	71.1	70.6
Who received mental health treatment or counseling in the past year	49.2	45.6

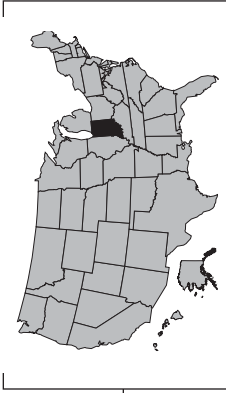
*The seven conditions addressed in the survey were: ADD/ADHD, anxiety, depression, ODD/conduct disorder, autism spectrum disorder, developmental delay, and Tourette Syndrome.

**Estimates for children aged 2-5 years do not meet the standard for reliability or precision on the state level and are not reported. †Estimate suppressed as it does not meet the standard for reliability or precision.

Illinois

All statistics are based on parental reports.

	State %	National %
Percent of children aged 2-17 years who have one or more emotional, behavioral, or developmental conditions*	9.6	11.3
Prevalence by Age**		
Age 6-11 years	11.8	12.1
Age 12-17 years	10.0	14.9
Prevalence by Sex		
Male	12.5	14.5
Female	6.6	7.9
Prevalence by Poverty Level		
0-99% FPL	†	16.3
100-199% FPL	†	13.1
200-399% FPL	8.9	10.0
400% FPL or more	8.3	9.5
Prevalence by Insurance Type		
Public	10.5	17.5
Private	9.6	9.0
Percent of children aged 2-17 years with emotional, behavioral, or developmental conditions:		
Who have two or more conditions	39.8	40.3
Who receive coordinated, ongoing, comprehensive care within a medical home	37.6	40.2
Whose health insurance is adequate to meet their needs	66.0	70.6
Who received mental health treatment or counseling in the past year	40.1	45.6



The National Survey of Children's Health

The Mental and Emotional Well-Being of Children:
A Portrait of States and the Nation 2007

Indiana

All statistics are based on parental reports.

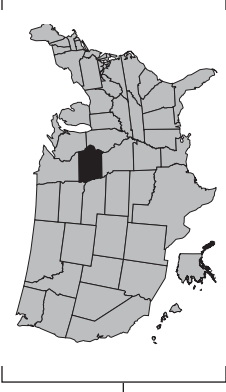
Iowa

All statistics are based on parental reports.

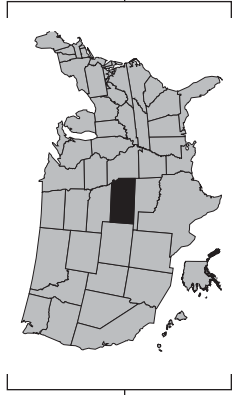
	State %	National %
Percent of children aged 2-17 years who have one or more emotional, behavioral, or developmental conditions*	13.4	11.3
Prevalence by Age**		
Age 6-11 years	17.1	12.1
Age 12-17 years	15.0	14.9
Prevalence by Sex		
Male	17.2	14.5
Female	9.5	7.9
Prevalence by Poverty Level		
0-99% FPL	22.8	16.3
100-199% FPL	14.8	13.1
200-399% FPL	11.0	10.0
400% FPL or more	8.8	9.5
Prevalence by Insurance Type		
Public	23.4	17.5
Private	9.9	9.0
Percent of children aged 2-17 years with emotional, behavioral, or developmental conditions:		
Who have two or more conditions	49.8	40.3
Who receive coordinated, ongoing, comprehensive care within a medical home	39.3	40.2
Whose health insurance is adequate to meet their needs	60.9	70.6
Who received mental health treatment or counseling in the past year	46.6	45.6

*The seven conditions addressed in the survey were: ADD/ADHD, anxiety, depression, ODD/conduct disorder, autism spectrum disorder, developmental delay, and Tourette Syndrome.

**Estimates for children aged 2-5 years do not meet the standard for reliability or precision on the state level and are not reported. †Estimate suppressed as it does not meet the standard for reliability or precision.



	State %	National %
Percent of children aged 2-17 years who have one or more emotional, behavioral, or developmental conditions*	10.6	11.3
Prevalence by Age**		
Age 6-11 years	13.1	12.1
Age 12-17 years	13.6	14.9
Prevalence by Sex		
Male	12.0	14.5
Female	9.2	7.9
Prevalence by Poverty Level		
0-99% FPL	†	16.3
100-199% FPL	†	13.1
200-399% FPL	12.8	10.0
400% FPL or more	8.4	9.5
Prevalence by Insurance Type		
Public	17.6	17.5
Private	8.0	9.0
Percent of children aged 2-17 years with emotional, behavioral, or developmental conditions:		
Who have two or more conditions	40.5	40.3
Who receive coordinated, ongoing, comprehensive care within a medical home	54.3	40.2
Whose health insurance is adequate to meet their needs	68.5	70.6
Who received mental health treatment or counseling in the past year	57.6	45.6

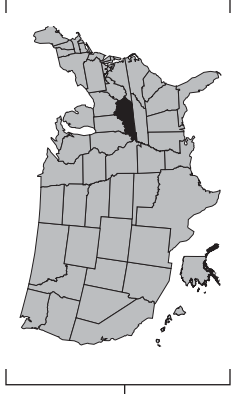


Kansas

All statistics are based on parental reports.

The National Survey of Children's Health

The Mental and Emotional Well-Being of Children:
A Portrait of States and the Nation 2007



Kentucky

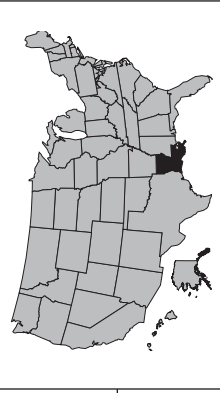
All statistics are based on parental reports.

	State %	National %
Percent of children aged 2-17 years who have one or more emotional, behavioral, or developmental conditions*	12.2	11.3
Prevalence by Age**		
Age 6-11 years	12.4	12.1
Age 12-17 years	16.6	14.9
Prevalence by Sex		
Male	13.9	14.5
Female	10.5	7.9
Prevalence by Poverty Level		
0-99% FPL	26.1	16.3
100-199% FPL	13.5	13.1
200-399% FPL	8.9	10.0
400% FPL or more	9.8	9.5
Prevalence by Insurance Type		
Public	25.2	17.5
Private	7.8	9.0
Percent of children aged 2-17 years with emotional, behavioral, or developmental conditions:		
Who have two or more conditions	43.7	40.3
Who receive coordinated, ongoing, comprehensive care within a medical home	34.4	40.2
Whose health insurance is adequate to meet their needs	71.2	70.6
Who received mental health treatment or counseling in the past year	58.0	45.6

*The seven conditions addressed in the survey were: ADD/ADHD, anxiety, depression, ODD/conduct disorder, autism spectrum disorder, developmental delay, and Tourette Syndrome.

**Estimates for children aged 2-5 years do not meet the standard for reliability or precision on the state level and are not reported. †Estimate suppressed as it does not meet the standard for reliability or precision.

	State %	National %
Percent of children aged 2-17 years who have one or more emotional, behavioral, or developmental conditions*	14.3	11.3
Prevalence by Age**		
Age 6-11 years	13.6	12.1
Age 12-17 years	20.7	14.9
Prevalence by Sex		
Male	18.3	14.5
Female	10.1	7.9
Prevalence by Poverty Level		
0-99% FPL	20.4	16.3
100-199% FPL	16.0	13.1
200-399% FPL	13.0	10.0
400% FPL or more	9.8	9.5
Prevalence by Insurance Type		
Public	21.4	17.5
Private	10.3	9.0
Percent of children aged 2-17 years with emotional, behavioral, or developmental conditions:		
Who have two or more conditions	43.0	40.3
Who receive coordinated, ongoing, comprehensive care within a medical home	53.2	40.2
Whose health insurance is adequate to meet their needs	78.9	70.6
Who received mental health treatment or counseling in the past year	39.3	45.6



The National Survey of Children's Health

The Mental and Emotional Well-Being of Children:
A Portrait of States and the Nation 2007

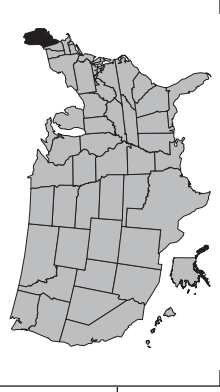
Louisiana

All statistics are based on parental reports.

	State %	National %
Percent of children aged 2-17 years who have one or more emotional, behavioral, or developmental conditions*	15.5	11.3
Prevalence by Age**		
Age 6-11 years	16.7	12.1
Age 12-17 years	19.7	14.9
Prevalence by Sex		
Male	17.8	14.5
Female	13.2	7.9
Prevalence by Poverty Level		
0-99% FPL	22.6	16.3
100-199% FPL	19.6	13.1
200-399% FPL	11.6	10.0
400% FPL or more	11.9	9.5
Prevalence by Insurance Type		
Public	19.9	17.5
Private	11.6	9.0
Percent of children aged 2-17 years with emotional, behavioral, or developmental conditions:		
Who have two or more conditions	42.0	40.3
Who receive coordinated, ongoing, comprehensive care within a medical home	40.9	40.2
Whose health insurance is adequate to meet their needs	76.2	70.6
Who received mental health treatment or counseling in the past year	35.6	45.6

*The seven conditions addressed in the survey were: ADD/ADHD, anxiety, depression, ODD/conduct disorder, autism spectrum disorder, developmental delay, and Tourette Syndrome.

**Estimates for children aged 2-5 years do not meet the standard for reliability or precision on the state level and are not reported. †Estimate suppressed as it does not meet the standard for reliability or precision.



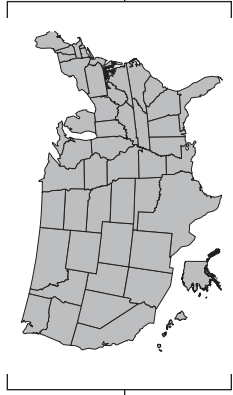
Maine

All statistics are based on parental reports.

	State %	National %
Percent of children aged 2-17 years who have one or more emotional, behavioral, or developmental conditions*	14.6	11.3
Prevalence by Age**		
Age 6-11 years	14.2	12.1
Age 12-17 years	18.9	14.9
Prevalence by Sex		
Male	17.1	14.5
Female	11.9	7.9
Prevalence by Poverty Level		
0-99% FPL	30.5	16.3
100-199% FPL	19.9	13.1
200-399% FPL	10.3	10.0
400% FPL or more	9.1	9.5
Prevalence by Insurance Type		
Public	27.9	17.5
Private	8.2	9.0
Percent of children aged 2-17 years with emotional, behavioral, or developmental conditions:		
Who have two or more conditions	47.1	40.3
Who receive coordinated, ongoing, comprehensive care within a medical home	42.8	40.2
Whose health insurance is adequate to meet their needs	75.5	70.6
Who received mental health treatment or counseling in the past year	43.8	45.6

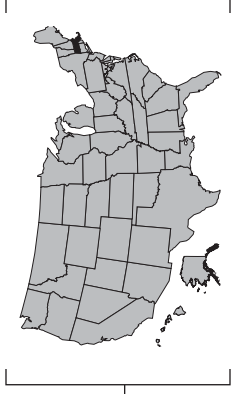
*The seven conditions addressed in the survey were: ADD/ADHD, anxiety, depression, ODD/conduct disorder, autism spectrum disorder, developmental delay, and Tourette Syndrome.

**Estimates for children aged 2-5 years do not meet the standard for reliability or precision on the state level and are not reported. †Estimate suppressed as it does not meet the standard for reliability or precision.



The National Survey of Children's Health

The Mental and Emotional Well-Being of Children: A Portrait of States and the Nation 2007



Maryland

All statistics are based on parental reports.

	State %	National %
Percent of children aged 2-17 years who have one or more emotional, behavioral, or developmental conditions*	12.4	11.3
Prevalence by Age**		
Age 6-11 years	8.1	12.1
Age 12-17 years	20.4	14.9
Prevalence by Sex		
Male	13.6	14.5
Female	11.3	7.9
Prevalence by Poverty Level		
0-99% FPL	†	16.3
100-199% FPL	†	13.1
200-399% FPL	9.2	10.0
400% FPL or more	10.6	9.5
Prevalence by Insurance Type		
Public	19.2	17.5
Private	10.8	9.0
Percent of children aged 2-17 years with emotional, behavioral, or developmental conditions:		
Who have two or more conditions	36.4	40.3
Who receive coordinated, ongoing, comprehensive care within a medical home	39.8	40.2
Whose health insurance is adequate to meet their needs	69.3	70.6
Who received mental health treatment or counseling in the past year	49.9	45.6

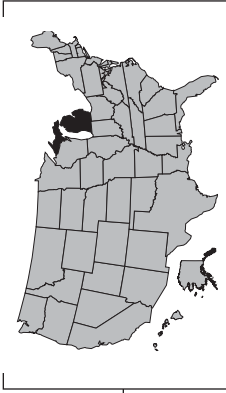
*The seven conditions addressed in the survey were: ADD/ADHD, anxiety, depression, ODD/conduct disorder, autism spectrum disorder, developmental delay, and Tourette Syndrome.

**Estimates for children aged 2-5 years do not meet the standard for reliability or precision on the state level and are not reported. †Estimate suppressed as it does not meet the standard for reliability or precision.

Massachusetts

All statistics are based on parental reports.

	State %	National %
Percent of children aged 2-17 years who have one or more emotional, behavioral, or developmental conditions*	14.1	11.3
Prevalence by Age**		
Age 6-11 years	16.5	12.1
Age 12-17 years	17.3	14.9
Prevalence by Sex		
Male	17.6	14.5
Female	10.4	7.9
Prevalence by Poverty Level		
0-99% FPL	†	16.3
100-199% FPL	†	13.1
200-399% FPL	13.0	10.0
400% FPL or more	12.7	9.5
Prevalence by Insurance Type		
Public	25.2	17.5
Private	11.1	9.0
Percent of children aged 2-17 years with emotional, behavioral, or developmental conditions:		
Who have two or more conditions	38.5	40.3
Who receive coordinated, ongoing, comprehensive care within a medical home	52.6	40.2
Whose health insurance is adequate to meet their needs	82.4	70.6
Who received mental health treatment or counseling in the past year	52.9	45.6



The National Survey of Children's Health

The Mental and Emotional Well-Being of Children:
A Portrait of States and the Nation 2007

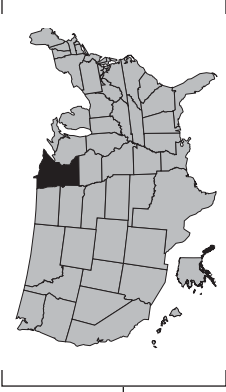
Michigan

All statistics are based on parental reports.

	State %	National %
Percent of children aged 2-17 years who have one or more emotional, behavioral, or developmental conditions*	12.3	11.3
Prevalence by Age**		
Age 6-11 years	11.3	12.1
Age 12-17 years	17.2	14.9
Prevalence by Sex		
Male	13.6	14.5
Female	11.0	7.9
Prevalence by Poverty Level		
0-99% FPL	14.0	16.3
100-199% FPL	14.6	13.1
200-399% FPL	11.3	10.0
400% FPL or more	11.5	9.5
Prevalence by Insurance Type		
Public	18.7	17.5
Private	10.0	9.0
Percent of children aged 2-17 years with emotional, behavioral, or developmental conditions:		
Who have two or more conditions	35.9	40.3
Who receive coordinated, ongoing, comprehensive care within a medical home	50.1	40.2
Whose health insurance is adequate to meet their needs	75.2	70.6
Who received mental health treatment or counseling in the past year	45.3	45.6

*The seven conditions addressed in the survey were: ADD/ADHD, anxiety, depression, ODD/conduct disorder, autism spectrum disorder, developmental delay, and Tourette Syndrome.

**Estimates for children aged 2-5 years do not meet the standard for reliability or precision on the state level and are not reported. †Estimate suppressed as it does not meet the standard for reliability or precision.



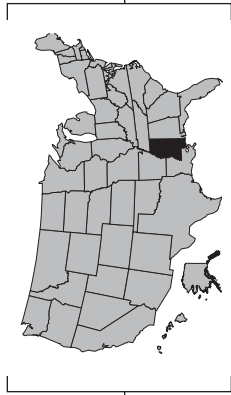
Minnesota

All statistics are based on parental reports.

	State %	National %
Percent of children aged 2-17 years who have one or more emotional, behavioral, or developmental conditions*	10.4	11.3
Prevalence by Age**		
Age 6-11 years	11.9	12.1
Age 12-17 years	13.5	14.9
Prevalence by Sex		
Male	10.7	14.5
Female	10.1	7.9
Prevalence by Poverty Level		
0-99% FPL	†	16.3
100-199% FPL	†	13.1
200-399% FPL	9.3	10.0
400% FPL or more	11.0	9.5
Prevalence by Insurance Type		
Public	18.6	17.5
Private	8.9	9.0
Percent of children aged 2-17 years with emotional, behavioral, or developmental conditions:		
Who have two or more conditions	41.4	40.3
Who receive coordinated, ongoing, comprehensive care within a medical home	49.5	40.2
Whose health insurance is adequate to meet their needs	62.2	70.6
Who received mental health treatment or counseling in the past year	48.4	45.6

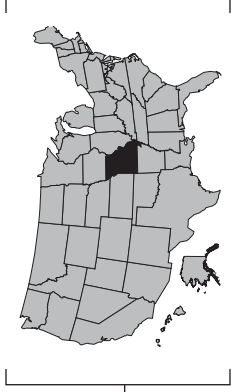
*The seven conditions addressed in the survey were: ADD/ADHD, anxiety, depression, ODD/conduct disorder, autism spectrum disorder, developmental delay, and Tourette Syndrome.

**Estimates for children aged 2-5 years do not meet the standard for reliability or precision on the state level and are not reported. †Estimate suppressed as it does not meet the standard for reliability or precision.



The National Survey of Children's Health

The Mental and Emotional Well-Being of Children: A Portrait of States and the Nation 2007



Mississippi

All statistics are based on parental reports.

	State %	National %
Percent of children aged 2-17 years who have one or more emotional, behavioral, or developmental conditions*	10.9	11.3
Prevalence by Age**		
Age 6-11 years	15.7	12.1
Age 12-17 years	12.6	14.9
Prevalence by Sex		
Male	15.2	14.5
Female	6.4	7.9
Prevalence by Poverty Level		
0-99% FPL	14.6	16.3
100-199% FPL	11.8	13.1
200-399% FPL	10.3	10.0
400% FPL or more	8.3	9.5
Prevalence by Insurance Type		
Public	13.2	17.5
Private	8.6	9.0
Percent of children aged 2-17 years with emotional, behavioral, or developmental conditions:		
Who have two or more conditions	36.1	40.3
Who receive coordinated, ongoing, comprehensive care within a medical home	39.6	40.2
Whose health insurance is adequate to meet their needs	62.4	70.6
Who received mental health treatment or counseling in the past year	34.7	45.6

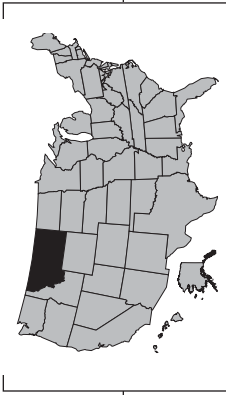
*The seven conditions addressed in the survey were: ADD/ADHD, anxiety, depression, ODD/conduct disorder, autism spectrum disorder, developmental delay, and Tourette Syndrome.

**Estimates for children aged 2-5 years do not meet the standard for reliability or precision on the state level and are not reported. †Estimate suppressed as it does not meet the standard for reliability or precision.

Missouri

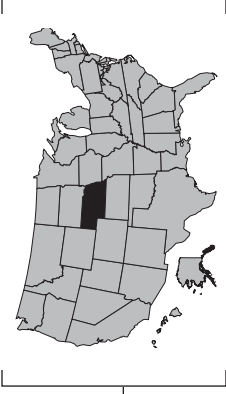
All statistics are based on parental reports.

	State %	National %
Percent of children aged 2-17 years who have one or more emotional, behavioral, or developmental conditions*	12.4	11.3
Prevalence by Age**		
Age 6-11 years	11.8	12.1
Age 12-17 years	18.0	14.9
Prevalence by Sex		
Male	16.2	14.5
Female	8.4	7.9
Prevalence by Poverty Level		
0-99% FPL	19.7	16.3
100-199% FPL	14.4	13.1
200-399% FPL	10.5	10.0
400% FPL or more	9.1	9.5
Prevalence by Insurance Type		
Public	20.0	17.5
Private	8.8	9.0
Percent of children aged 2-17 years with emotional, behavioral, or developmental conditions:		
Who have two or more conditions	28.2	40.3
Who receive coordinated, ongoing, comprehensive care within a medical home	51.0	40.2
Whose health insurance is adequate to meet their needs	74.9	70.6
Who received mental health treatment or counseling in the past year	43.4	45.6



The National Survey of Children's Health

The Mental and Emotional Well-Being of Children:
A Portrait of States and the Nation 2007



Montana

All statistics are based on parental reports.

Nebraska

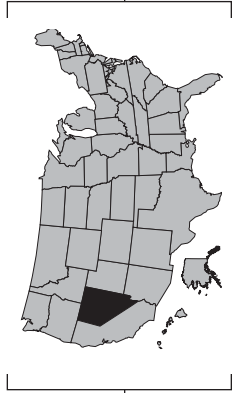
All statistics are based on parental reports.

	State %	National %
Percent of children aged 2-17 years who have one or more emotional, behavioral, or developmental conditions*	11.8	11.3
Prevalence by Age**		
Age 6-11 years	11.6	12.1
Age 12-17 years	15.5	14.9
Prevalence by Sex		
Male	12.3	14.5
Female	11.3	7.9
Prevalence by Poverty Level		
0-99% FPL	26.5	16.3
100-199% FPL	11.2	13.1
200-399% FPL	7.8	10.0
400% FPL or more	7.8	9.5
Prevalence by Insurance Type		
Public	22.4	17.5
Private	7.8	9.0
Percent of children aged 2-17 years with emotional, behavioral, or developmental conditions:		
Who have two or more conditions	50.2	40.3
Who receive coordinated, ongoing, comprehensive care within a medical home	48.2	40.2
Whose health insurance is adequate to meet their needs	66.2	70.6
Who received mental health treatment or counseling in the past year	55.5	45.6

	State %	National %
Percent of children aged 2-17 years who have one or more emotional, behavioral, or developmental conditions*	11.1	11.3
Prevalence by Age**		
Age 6-11 years	10.1	12.1
Age 12-17 years	17.6	14.9
Prevalence by Sex		
Male	13.0	14.5
Female	9.2	7.9
Prevalence by Poverty Level		
0-99% FPL	†	16.3
100-199% FPL	†	13.1
200-399% FPL	8.4	10.0
400% FPL or more	7.1	9.5
Prevalence by Insurance Type		
Public	28.8	17.5
Private	5.6	9.0
Percent of children aged 2-17 years with emotional, behavioral, or developmental conditions:		
Who have two or more conditions	45.8	40.3
Who receive coordinated, ongoing, comprehensive care within a medical home	47.6	40.2
Whose health insurance is adequate to meet their needs	81.4	70.6
Who received mental health treatment or counseling in the past year	57.6	45.6

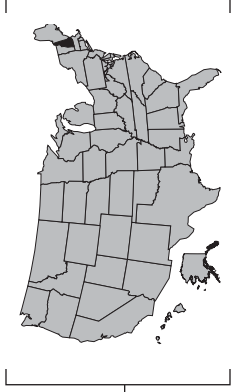
*The seven conditions addressed in the survey were: ADD/ADHD, anxiety, depression, ODD/conduct disorder, autism spectrum disorder, developmental delay, and Tourette Syndrome.

**Estimates for children aged 2-5 years do not meet the standard for reliability or precision on the state level and are not reported. †Estimate suppressed as it does not meet the standard for reliability or precision.



The National Survey of Children's Health

The Mental and Emotional Well-Being of Children: A Portrait of States and the Nation 2007



Nevada

All statistics are based on parental reports.

	State %	National %
Percent of children aged 2-17 years who have one or more emotional, behavioral, or developmental conditions*	8.4	11.3
Prevalence by Age**		
Age 6-11 years	7.4	12.1
Age 12-17 years	11.9	14.9
Prevalence by Sex		
Male	9.6	14.5
Female	7.2	7.9
Prevalence by Poverty Level		
0-99% FPL	†	16.3
100-199% FPL	†	13.1
200-399% FPL	8.8	10.0
400% FPL or more	9.1	9.5
Prevalence by Insurance Type		
Public	17.7	17.5
Private	7.1	9.0
Percent of children aged 2-17 years with emotional, behavioral, or developmental conditions:		
Who have two or more conditions	37.3	40.3
Who receive coordinated, ongoing, comprehensive care within a medical home	31.5	40.2
Whose health insurance is adequate to meet their needs	61.5	70.6
Who received mental health treatment or counseling in the past year	28.8	45.6

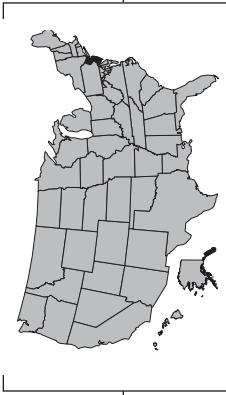
*The seven conditions addressed in the survey were: ADD/ADHD, anxiety, depression, ODD/conduct disorder, autism spectrum disorder, developmental delay, and Tourette Syndrome.

**Estimates for children aged 2-5 years do not meet the standard for reliability or precision on the state level and are not reported. †Estimate suppressed as it does not meet the standard for reliability or precision.

New Hampshire

All statistics are based on parental reports.

	State %	National %
Percent of children aged 2-17 years who have one or more emotional, behavioral, or developmental conditions*	12.6	11.3
Prevalence by Age**		
Age 6-11 years	10.8	12.1
Age 12-17 years	17.8	14.9
Prevalence by Sex		
Male	15.5	14.5
Female	9.6	7.9
Prevalence by Poverty Level		
0-99% FPL	†	16.3
100-199% FPL	16.9	13.1
200-399% FPL	11.7	10.0
400% FPL or more	8.7	9.5
Prevalence by Insurance Type		
Public	29.5	17.5
Private	8.3	9.0
Percent of children aged 2-17 years with emotional, behavioral, or developmental conditions:		
Who have two or more conditions	39.0	40.3
Who receive coordinated, ongoing, comprehensive care within a medical home	47.3	40.2
Whose health insurance is adequate to meet their needs	71.2	70.6
Who received mental health treatment or counseling in the past year	49.0	45.6



The National Survey of Children's Health

The Mental and Emotional Well-Being of Children:
A Portrait of States and the Nation 2007

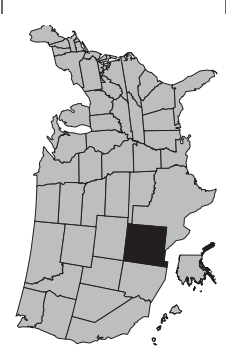
New Jersey

All statistics are based on parental reports.

New Mexico

All statistics are based on parental reports.

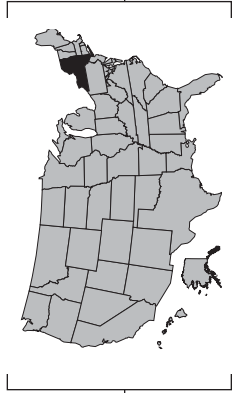
	State %	National %
Percent of children aged 2-17 years who have one or more emotional, behavioral, or developmental conditions*	10.8	11.3
Prevalence by Age**		
Age 6-11 years	10.8	12.1
Age 12-17 years	13.7	14.9
Prevalence by Sex		
Male	15.6	14.5
Female	5.7	7.9
Prevalence by Poverty Level		
0-99% FPL	†	16.3
100-199% FPL	†	13.1
200-399% FPL	8.5	10.0
400% FPL or more	10.1	9.5
Prevalence by Insurance Type		
Public	16.5	17.5
Private	9.6	9.0
Percent of children aged 2-17 years with emotional, behavioral, or developmental conditions:		
Who have two or more conditions	41.5	40.3
Who receive coordinated, ongoing, comprehensive care within a medical home	46.3	40.2
Whose health insurance is adequate to meet their needs	69.3	70.6
Who received mental health treatment or counseling in the past year	40.6	45.6



	State %	National %
Percent of children aged 2-17 years who have one or more emotional, behavioral, or developmental conditions*	9.1	11.3
Prevalence by Age**		
Age 6-11 years	7.7	12.1
Age 12-17 years	11.2	14.9
Prevalence by Sex		
Male	10.6	14.5
Female	7.5	7.9
Prevalence by Poverty Level		
0-99% FPL	†	16.3
100-199% FPL	†	13.1
200-399% FPL	10.5	10.0
400% FPL or more	7.3	9.5
Prevalence by Insurance Type		
Public	13.4	17.5
Private	7.6	9.0
Percent of children aged 2-17 years with emotional, behavioral, or developmental conditions:		
Who have two or more conditions	28.2	40.3
Who receive coordinated, ongoing, comprehensive care within a medical home	35.0	40.2
Whose health insurance is adequate to meet their needs	72.5	70.6
Who received mental health treatment or counseling in the past year	36.1	45.6

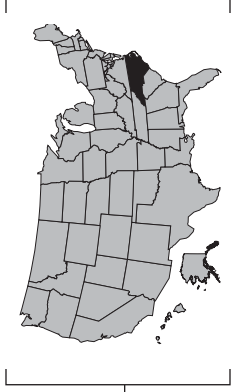
*The seven conditions addressed in the survey were: ADD/ADHD, anxiety, depression, ODD/conduct disorder, autism spectrum disorder, developmental delay, and Tourette Syndrome.

**Estimates for children aged 2-5 years do not meet the standard for reliability or precision on the state level and are not reported. †Estimate suppressed as it does not meet the standard for reliability or precision.



The National Survey of Children's Health

The Mental and Emotional Well-Being of Children:
A Portrait of States and the Nation 2007



New York

All statistics are based on parental reports.

	State %	National %
Percent of children aged 2-17 years who have one or more emotional, behavioral, or developmental conditions*	10.6	11.3
Prevalence by Age**		
Age 6-11 years	11.2	12.1
Age 12-17 years	13.8	14.9
Prevalence by Sex		
Male	14.8	14.5
Female	6.1	7.9
Prevalence by Poverty Level		
0-99% FPL	19.3	16.3
100-199% FPL	†	13.1
200-399% FPL	10.1	10.0
400% FPL or more	7.3	9.5
Prevalence by Insurance Type		
Public	17.8	17.5
Private	7.5	9.0
Percent of children aged 2-17 years with emotional, behavioral, or developmental conditions:		
Who have two or more conditions	38.1	40.3
Who receive coordinated, ongoing, comprehensive care within a medical home	35.6	40.2
Whose health insurance is adequate to meet their needs	67.9	70.6
Who received mental health treatment or counseling in the past year	42.1	45.6

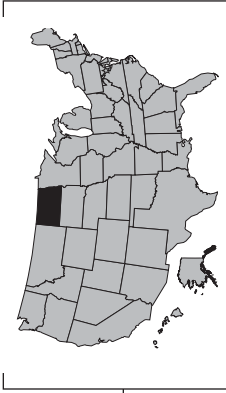
*The seven conditions addressed in the survey were: ADD/ADHD, anxiety, depression, ODD/conduct disorder, autism spectrum disorder, developmental delay, and Tourette Syndrome.

**Estimates for children aged 2-5 years do not meet the standard for reliability or precision on the state level and are not reported. †Estimate suppressed as it does not meet the standard for reliability or precision.

North Carolina

All statistics are based on parental reports.

	State %	National %
Percent of children aged 2-17 years who have one or more emotional, behavioral, or developmental conditions*	16.0	11.3
Prevalence by Age**		
Age 6-11 years	18.3	12.1
Age 12-17 years	21.5	14.9
Prevalence by Sex		
Male	21.0	14.5
Female	10.7	7.9
Prevalence by Poverty Level		
0-99% FPL	22.4	16.3
100-199% FPL	16.1	13.1
200-399% FPL	14.0	10.0
400% FPL or more	14.7	9.5
Prevalence by Insurance Type		
Public	23.0	17.5
Private	13.2	9.0
Percent of children aged 2-17 years with emotional, behavioral, or developmental conditions:		
Who have two or more conditions	42.4	40.3
Who receive coordinated, ongoing, comprehensive care within a medical home	43.3	40.2
Whose health insurance is adequate to meet their needs	71.8	70.6
Who received mental health treatment or counseling in the past year	40.5	45.6

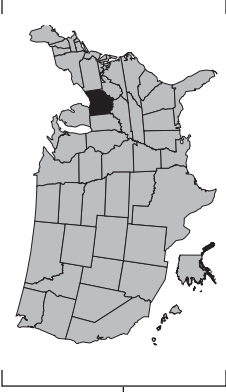


North Dakota

All statistics are based on parental reports.

The National Survey of Children's Health

The Mental and Emotional Well-Being of Children:
A Portrait of States and the Nation 2007



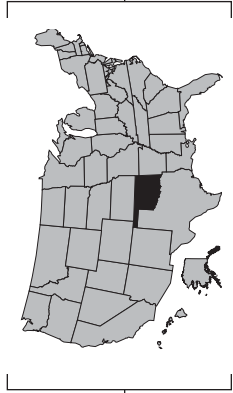
Ohio

All statistics are based on parental reports.

	State %	National %	State %	National %
Percent of children aged 2-17 years who have one or more emotional, behavioral, or developmental conditions*	11.4	11.3	13.9	11.3
Prevalence by Age**				
Age 6-11 years	11.9	12.1	12.8	12.1
Age 12-17 years	15.1	14.9	20.5	14.9
Prevalence by Sex				
Male	13.4	14.5	17.9	14.5
Female	9.3	7.9	9.9	7.9
Prevalence by Poverty Level				
0-99% FPL	†	16.3	31.6	16.3
100-199% FPL	13.5	13.1	14.8	13.1
200-399% FPL	9.5	10.0	9.2	10.0
400% FPL or more	10.7	9.5	6.6	9.5
Prevalence by Insurance Type				
Public	20.5	17.5	26.7	17.5
Private	9.6	9.0	10.2	9.0
Percent of children aged 2-17 years with emotional, behavioral, or developmental conditions:				
Who have two or more conditions	30.3	40.3	40.8	40.3
Who receive coordinated, ongoing, comprehensive care within a medical home	43.3	40.2	59.1	40.2
Whose health insurance is adequate to meet their needs	72.5	70.6	75.2	70.6
Who received mental health treatment or counseling in the past year	53.7	45.6	47.9	45.6

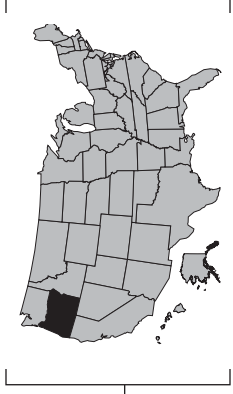
*The seven conditions addressed in the survey were: ADD/ADHD, anxiety, depression, ODD/conduct disorder, autism spectrum disorder, developmental delay, and Tourette Syndrome.

**Estimates for children aged 2-5 years do not meet the standard for reliability or precision on the state level and are not reported. †Estimate suppressed as it does not meet the standard for reliability or precision.



The National Survey of Children's Health

The Mental and Emotional Well-Being of Children:
A Portrait of States and the Nation 2007



Oklahoma

All statistics are based on parental reports.

	State %	National %
Percent of children aged 2-17 years who have one or more emotional, behavioral, or developmental conditions*	13.6	11.3
Prevalence by Age**		
Age 6-11 years	14.5	12.1
Age 12-17 years	18.0	14.9
Prevalence by Sex		
Male	16.1	14.5
Female	11.1	7.9
Prevalence by Poverty Level		
0-99% FPL	20.5	16.3
100-199% FPL	14.8	13.1
200-399% FPL	11.3	10.0
400% FPL or more	7.5	9.5
Prevalence by Insurance Type		
Public	20.8	17.5
Private	8.6	9.0
Percent of children aged 2-17 years with emotional, behavioral, or developmental conditions:		
Who have two or more conditions	47.9	40.3
Who receive coordinated, ongoing, comprehensive care within a medical home	38.1	40.2
Whose health insurance is adequate to meet their needs	72.9	70.6
Who received mental health treatment or counseling in the past year	38.9	45.6

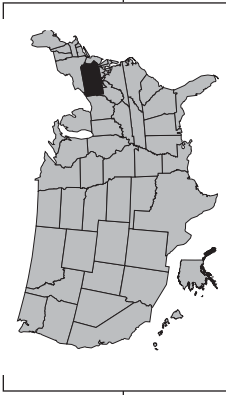
*The seven conditions addressed in the survey were: ADD/ADHD, anxiety, depression, ODD/conduct disorder, autism spectrum disorder, developmental delay, and Tourette Syndrome.

**Estimates for children aged 2-5 years do not meet the standard for reliability or precision on the state level and are not reported. †Estimate suppressed as it does not meet the standard for reliability or precision.

Oregon

All statistics are based on parental reports.

	State %	National %
Percent of children aged 2-17 years who have one or more emotional, behavioral, or developmental conditions*	11.9	11.3
Prevalence by Age**		
Age 6-11 years	13.8	12.1
Age 12-17 years	15.2	14.9
Prevalence by Sex		
Male	14.3	14.5
Female	9.4	7.9
Prevalence by Poverty Level		
0-99% FPL	†	16.3
100-199% FPL	13.8	13.1
200-399% FPL	13.7	10.0
400% FPL or more	8.9	9.5
Prevalence by Insurance Type		
Public	19.7	17.5
Private	9.9	9.0
Percent of children aged 2-17 years with emotional, behavioral, or developmental conditions:		
Who have two or more conditions	40.5	40.3
Who receive coordinated, ongoing, comprehensive care within a medical home	40.7	40.2
Whose health insurance is adequate to meet their needs	68.0	70.6
Who received mental health treatment or counseling in the past year	39.5	45.6



The National Survey of Children's Health

The Mental and Emotional Well-Being of Children:
A Portrait of States and the Nation 2007

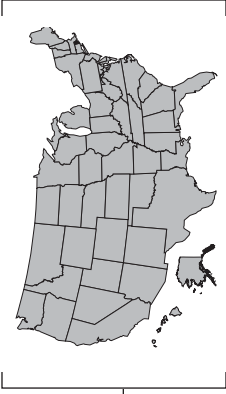
Pennsylvania

All statistics are based on parental reports.

	State %	National %
Percent of children aged 2-17 years who have one or more emotional, behavioral, or developmental conditions*	13.4	11.3
Prevalence by Age**		
Age 6-11 years	16.8	12.1
Age 12-17 years	15.1	14.9
Prevalence by Sex		
Male	18.0	14.5
Female	8.8	7.9
Prevalence by Poverty Level		
0-99% FPL	22.0	16.3
100-199% FPL	23.6	13.1
200-399% FPL	10.6	10.0
400% FPL or more	7.1	9.5
Prevalence by Insurance Type		
Public	26.8	17.5
Private	7.2	9.0
Percent of children aged 2-17 years with emotional, behavioral, or developmental conditions:		
Who have two or more conditions	44.6	40.3
Who receive coordinated, ongoing, comprehensive care within a medical home	38.6	40.2
Whose health insurance is adequate to meet their needs	77.4	70.6
Who received mental health treatment or counseling in the past year	63.1	45.6

*The seven conditions addressed in the survey were: ADD/ADHD, anxiety, depression, ODD/conduct disorder, autism spectrum disorder, developmental delay, and Tourette Syndrome.

**Estimates for children aged 2-5 years do not meet the standard for reliability or precision on the state level and are not reported. †Estimate suppressed as it does not meet the standard for reliability or precision.



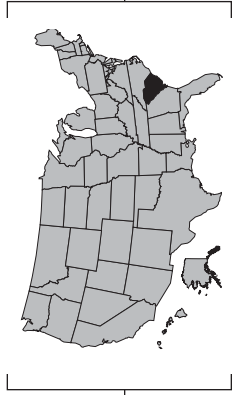
Rhode Island

All statistics are based on parental reports.

	State %	National %
Percent of children aged 2-17 years who have one or more emotional, behavioral, or developmental conditions*	13.5	11.3
Prevalence by Age**		
Age 6-11 years	12.2	12.1
Age 12-17 years	19.8	14.9
Prevalence by Sex		
Male	17.4	14.5
Female	9.4	7.9
Prevalence by Poverty Level		
0-99% FPL	†	16.3
100-199% FPL	17.3	13.1
200-399% FPL	14.2	10.0
400% FPL or more	9.5	9.5
Prevalence by Insurance Type		
Public	23.9	17.5
Private	9.9	9.0
Percent of children aged 2-17 years with emotional, behavioral, or developmental conditions:		
Who have two or more conditions	45.3	40.3
Who receive coordinated, ongoing, comprehensive care within a medical home	42.8	40.2
Whose health insurance is adequate to meet their needs	75.1	70.6
Who received mental health treatment or counseling in the past year	54.7	45.6

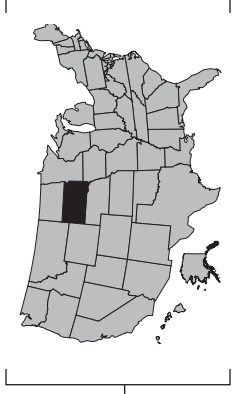
*The seven conditions addressed in the survey were: ADD/ADHD, anxiety, depression, ODD/conduct disorder, autism spectrum disorder, developmental delay, and Tourette Syndrome.

**Estimates for children aged 2-5 years do not meet the standard for reliability or precision on the state level and are not reported. †Estimate suppressed as it does not meet the standard for reliability or precision.



The National Survey of Children's Health

The Mental and Emotional Well-Being of Children:
A Portrait of States and the Nation 2007



South Carolina

All statistics are based on parental reports.

	State %	National %
Percent of children aged 2-17 years who have one or more emotional, behavioral, or developmental conditions*	11.3	11.3
Prevalence by Age**		
Age 6-11 years	13.0	12.1
Age 12-17 years	14.5	14.9
Prevalence by Sex		
Male	14.8	14.5
Female	7.6	7.9
Prevalence by Poverty Level		
0-99% FPL	19.7	16.3
100-199% FPL	9.5	13.1
200-399% FPL	10.7	10.0
400% FPL or more	7.4	9.5
Prevalence by Insurance Type		
Public	18.4	17.5
Private	8.0	9.0
Percent of children aged 2-17 years with emotional, behavioral, or developmental conditions:		
Who have two or more conditions	46.9	40.3
Who receive coordinated, ongoing, comprehensive care within a medical home	47.2	40.2
Whose health insurance is adequate to meet their needs	71.9	70.6
Who received mental health treatment or counseling in the past year	46.3	45.6

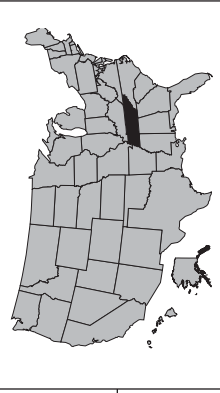
*The seven conditions addressed in the survey were: ADD/ADHD, anxiety, depression, ODD/conduct disorder, autism spectrum disorder, developmental delay, and Tourette Syndrome.

**Estimates for children aged 2-5 years do not meet the standard for reliability or precision on the state level and are not reported. †Estimate suppressed as it does not meet the standard for reliability or precision.

South Dakota

All statistics are based on parental reports.

	State %	National %
Percent of children aged 2-17 years who have one or more emotional, behavioral, or developmental conditions*	10.4	11.3
Prevalence by Age**		
Age 6-11 years	10.1	12.1
Age 12-17 years	14.1	14.9
Prevalence by Sex		
Male	12.4	14.5
Female	8.3	7.9
Prevalence by Poverty Level		
0-99% FPL	†	16.3
100-199% FPL	12.5	13.1
200-399% FPL	9.2	10.0
400% FPL or more	5.6	9.5
Prevalence by Insurance Type		
Public	17.2	17.5
Private	7.6	9.0
Percent of children aged 2-17 years with emotional, behavioral, or developmental conditions:		
Who have two or more conditions	37.7	40.3
Who receive coordinated, ongoing, comprehensive care within a medical home	45.1	40.2
Whose health insurance is adequate to meet their needs	73.0	70.6
Who received mental health treatment or counseling in the past year	49.8	45.6



The National Survey of Children's Health

The Mental and Emotional Well-Being of Children:
A Portrait of States and the Nation 2007

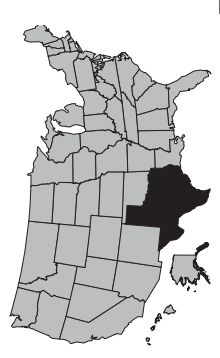
Tennessee

All statistics are based on parental reports.

	State %	National %
Percent of children aged 2-17 years who have one or more emotional, behavioral, or developmental conditions*	12.4	11.3
Prevalence by Age**		
Age 6-11 years	13.7	12.1
Age 12-17 years	15.6	14.9
Prevalence by Sex		
Male	14.4	14.5
Female	10.4	7.9
Prevalence by Poverty Level		
0-99% FPL	†	16.3
100-199% FPL	18.1	13.1
200-399% FPL	8.8	10.0
400% FPL or more	8.1	9.5
Prevalence by Insurance Type		
Public	21.1	17.5
Private	7.3	9.0
Percent of children aged 2-17 years with emotional, behavioral, or developmental conditions:		
Who have two or more conditions	45.5	40.3
Who receive coordinated, ongoing, comprehensive care within a medical home	48.8	40.2
Whose health insurance is adequate to meet their needs	76.8	70.6
Who received mental health treatment or counseling in the past year	46.8	45.6

*The seven conditions addressed in the survey were: ADD/ADHD, anxiety, depression, ODD/conduct disorder, autism spectrum disorder, developmental delay, and Tourette Syndrome.

**Estimates for children aged 2-5 years do not meet the standard for reliability or precision on the state level and are not reported. †Estimate suppressed as it does not meet the standard for reliability or precision.



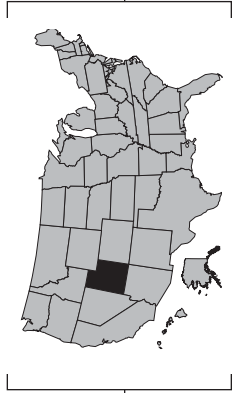
Texas

All statistics are based on parental reports.

	State %	National %
Percent of children aged 2-17 years who have one or more emotional, behavioral, or developmental conditions*	8.0	11.3
Prevalence by Age**		
Age 6-11 years	9.8	12.1
Age 12-17 years	10.2	14.9
Prevalence by Sex		
Male	11.5	14.5
Female	4.3	7.9
Prevalence by Poverty Level		
0-99% FPL	5.8	16.3
100-199% FPL	†	13.1
200-399% FPL	10.5	10.0
400% FPL or more	7.6	9.5
Prevalence by Insurance Type		
Public	7.2	17.5
Private	9.2	9.0
Percent of children aged 2-17 years with emotional, behavioral, or developmental conditions:		
Who have two or more conditions	38.1	40.3
Who receive coordinated, ongoing, comprehensive care within a medical home	32.7	40.2
Whose health insurance is adequate to meet their needs	67.7	70.6
Who received mental health treatment or counseling in the past year	44.2	45.6

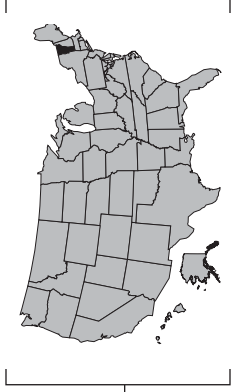
*The seven conditions addressed in the survey were: ADD/ADHD, anxiety, depression, ODD/conduct disorder, autism spectrum disorder, developmental delay, and Tourette Syndrome.

**Estimates for children aged 2-5 years do not meet the standard for reliability or precision on the state level and are not reported. †Estimate suppressed as it does not meet the standard for reliability or precision.



The National Survey of Children's Health

The Mental Health of Children:
A Portrait of States and the Nation 2007



Utah

All statistics are based on parental reports.

	State %	National %
Percent of children aged 2-17 years who have one or more emotional, behavioral, or developmental conditions*	8.7	11.3
Prevalence by Age**		
Age 6-11 years	10.5	12.1
Age 12-17 years	13.0	14.9
Prevalence by Sex		
Male	11.0	14.5
Female	6.4	7.9
Prevalence by Poverty Level		
0-99% FPL	†	16.3
100-199% FPL	12.6	13.1
200-399% FPL	8.2	10.0
400% FPL or more	†	9.5
Prevalence by Insurance Type		
Public	23.7	17.5
Private	6.8	9.0
Percent of children aged 2-17 years with emotional, behavioral, or developmental conditions:		
Who have two or more conditions	41.5	40.3
Who receive coordinated, ongoing, comprehensive care within a medical home	45.8	40.2
Whose health insurance is adequate to meet their needs	74.1	70.6
Who received mental health treatment or counseling in the past year	49.3	45.6

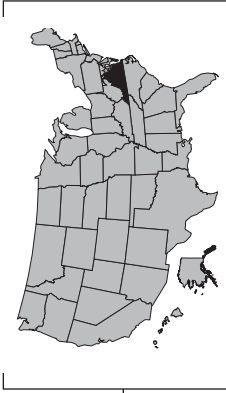
*The seven conditions addressed in the survey were: ADD/ADHD, anxiety, depression, ODD/conduct disorder, autism spectrum disorder, developmental delay, and Tourette Syndrome.

**Estimates for children aged 2-5 years do not meet the standard for reliability or precision on the state level and are not reported. †Estimate suppressed as it does not meet the standard for reliability or precision.

Vermont

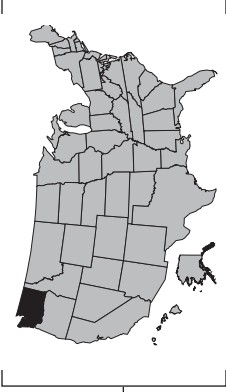
All statistics are based on parental reports.

	State %	National %
Percent of children aged 2-17 years who have one or more emotional, behavioral, or developmental conditions*	15.1	11.3
Prevalence by Age**		
Age 6-11 years	14.9	12.1
Age 12-17 years	21.2	14.9
Prevalence by Sex		
Male	19.2	14.5
Female	11.0	7.9
Prevalence by Poverty Level		
0-99% FPL	†	16.3
100-199% FPL	17.0	13.1
200-399% FPL	11.9	10.0
400% FPL or more	15.5	9.5
Prevalence by Insurance Type		
Public	19.8	17.5
Private	12.7	9.0
Percent of children aged 2-17 years with emotional, behavioral, or developmental conditions:		
Who have two or more conditions	36.7	40.3
Who receive coordinated, ongoing, comprehensive care within a medical home	38.9	40.2
Whose health insurance is adequate to meet their needs	72.4	70.6
Who received mental health treatment or counseling in the past year	53.3	45.6



The National Survey of Children's Health

The Mental Health of Children:
A Portrait of States and the Nation 2007



Virginia

All statistics are based on parental reports.

Washington

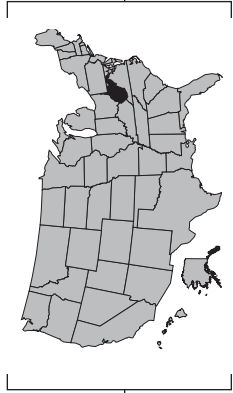
All statistics are based on parental reports.

	State %	National %
Percent of children aged 2-17 years who have one or more emotional, behavioral, or developmental conditions*	12.4	11.3
Prevalence by Age**		
Age 6-11 years	13.3	12.1
Age 12-17 years	16.1	14.9
Prevalence by Sex		
Male	16.9	14.5
Female	7.6	7.9
Prevalence by Poverty Level		
0-99% FPL	†	16.3
100-199% FPL	†	13.1
200-399% FPL	12.4	10.0
400% FPL or more	9.5	9.5
Prevalence by Insurance Type		
Public	19.5	17.5
Private	10.1	9.0
Percent of children aged 2-17 years with emotional, behavioral, or developmental conditions:		
Who have two or more conditions	43.3	40.3
Who receive coordinated, ongoing, comprehensive care within a medical home	36.1	40.2
Whose health insurance is adequate to meet their needs	76.4	70.6
Who received mental health treatment or counseling in the past year	47.4	45.6

	State %	National %
Percent of children aged 2-17 years who have one or more emotional, behavioral, or developmental conditions*	12.2	11.3
Prevalence by Age**		
Age 6-11 years	12.7	12.1
Age 12-17 years	15.7	14.9
Prevalence by Sex		
Male	16.1	14.5
Female	8.2	7.9
Prevalence by Poverty Level		
0-99% FPL	†	16.3
100-199% FPL	13.0	13.1
200-399% FPL	13.7	10.0
400% FPL or more	9.8	9.5
Prevalence by Insurance Type		
Public	15.9	17.5
Private	10.5	9.0
Percent of children aged 2-17 years with emotional, behavioral, or developmental conditions:		
Who have two or more conditions	43.1	40.3
Who receive coordinated, ongoing, comprehensive care within a medical home	35.1	40.2
Whose health insurance is adequate to meet their needs	63.0	70.6
Who received mental health treatment or counseling in the past year	51.5	45.6

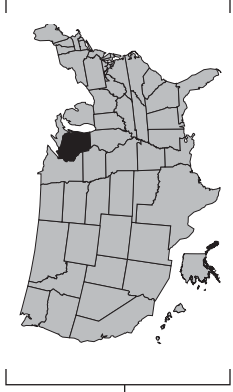
*The seven conditions addressed in the survey were: ADD/ADHD, anxiety, depression, ODD/conduct disorder, autism spectrum disorder, developmental delay, and Tourette Syndrome.

**Estimates for children aged 2-5 years do not meet the standard for reliability or precision on the state level and are not reported. †Estimate suppressed as it does not meet the standard for reliability or precision.



The National Survey of Children's Health

The Mental and Emotional Well-Being of Children:
A Portrait of States and the Nation 2007



West Virginia

All statistics are based on parental reports.

	State %	National %
Percent of children aged 2-17 years who have one or more emotional, behavioral, or developmental conditions*	14.3	11.3
Prevalence by Age**		
Age 6-11 years	15.3	12.1
Age 12-17 years	18.9	14.9
Prevalence by Sex		
Male	16.4	14.5
Female	12.1	7.9
Prevalence by Poverty Level		
0-99% FPL	26.0	16.3
100-199% FPL	13.2	13.1
200-399% FPL	11.4	10.0
400% FPL or more	†	9.5
Prevalence by Insurance Type		
Public	23.5	17.5
Private	8.0	9.0
Percent of children aged 2-17 years with emotional, behavioral, or developmental conditions:		
Who have two or more conditions	49.1	40.3
Who receive coordinated, ongoing, comprehensive care within a medical home	46.6	40.2
Whose health insurance is adequate to meet their needs	81.4	70.6
Who received mental health treatment or counseling in the past year	53.1	45.6

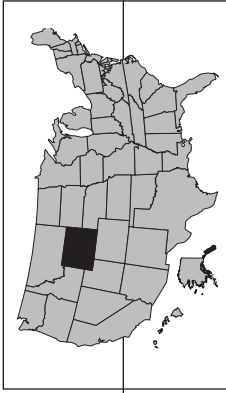
*The seven conditions addressed in the survey were: ADD/ADHD, anxiety, depression, ODD/conduct disorder, autism spectrum disorder, developmental delay, and Tourette Syndrome.

**Estimates for children aged 2-5 years do not meet the standard for reliability or precision on the state level and are not reported. †Estimate suppressed as it does not meet the standard for reliability or precision.

Wisconsin

All statistics are based on parental reports.

	State %	National %
Percent of children aged 2-17 years who have one or more emotional, behavioral, or developmental conditions*	11.6	11.3
Prevalence by Age**		
Age 6-11 years	13.0	12.1
Age 12-17 years	13.9	14.9
Prevalence by Sex		
Male	14.7	14.5
Female	8.2	7.9
Prevalence by Poverty Level		
0-99% FPL	†	16.3
100-199% FPL	†	13.1
200-399% FPL	8.9	10.0
400% FPL or more	10.2	9.5
Prevalence by Insurance Type		
Public	21.0	17.5
Private	8.5	9.0
Percent of children aged 2-17 years with emotional, behavioral, or developmental conditions:		
Who have two or more conditions	38.1	40.3
Who receive coordinated, ongoing, comprehensive care within a medical home	31.6	40.2
Whose health insurance is adequate to meet their needs	60.0	70.6
Who received mental health treatment or counseling in the past year	47.6	45.6



The National Survey of Children's Health

The Mental and Emotional Well-Being of Children:
A Portrait of States and the Nation 2007

Wyoming

All statistics are based on parental reports.

	State %	National %
Percent of children aged 2-17 years who have one or more emotional, behavioral, or developmental conditions*	12.3	11.3
Prevalence by Age**		
Age 6-11 years	12.7	12.1
Age 12-17 years	16.7	14.9
Prevalence by Sex		
Male	13.4	14.5
Female	11.1	7.9
Prevalence by Poverty Level		
0-99% FPL	†	16.3
100-199% FPL	15.9	13.1
200-399% FPL	11.0	10.0
400% FPL or more	10.2	9.5
Prevalence by Insurance Type		
Public	22.4	17.5
Private	8.8	9.0
Percent of children aged 2-17 years with emotional, behavioral, or developmental conditions:		
Who have two or more conditions	33.3	40.3
Who receive coordinated, ongoing, comprehensive care within a medical home	39.1	40.2
Whose health insurance is adequate to meet their needs	69.1	70.6
Who received mental health treatment or counseling in the past year	47.4	45.6



*The seven conditions addressed in the survey were: ADD/ADHD, anxiety, depression, ODD/conduct disorder, autism spectrum disorder, developmental delay, and Tourette Syndrome. **Estimates for children aged 2-5 years do not meet the standard for reliability or precision on the state level and are not reported. †Estimate suppressed as it does not meet the standard for reliability or precision.



Technical Appendix

About the Survey

The National Survey of Children's Health (NSCH) was fielded using the State and Local Area Integrated Telephone Survey (SLAITS) mechanism. SLAITS is conducted by the National Center for Health Statistics (NCHS), Centers for Disease Control and Prevention (CDC). It uses the same large-scale random-digit-dial sampling frame as the CDC's National Immunization Survey.¹

Approximately 2.8 million telephone numbers were randomly generated for inclusion in the NSCH. After eliminating numbers that were determined to be nonresidential or nonworking, the remaining numbers were called to identify households with children less than 18 years of age. From each household with children, one child was randomly selected to be the focus of the interview.

The respondent was the parent or guardian in the household who was knowledgeable about the health and health care of the randomly selected child. For 73.5 percent of the children, the respondent was the mother. Respondents for the remaining children were fathers (20.5 percent), grandparents (4.2 percent), or other relatives or guardians (1.8 percent).

Surveys were conducted in English, Spanish, Mandarin, Cantonese, Vietnamese, and Korean. Overall, 5.3 percent of the interviews were completed in Spanish, and 0.2 percent of the interviews were conducted in one of the four Asian languages.

Data Collection

Data collection began on April 5, 2007 and ended on July 27, 2008, with interviews conducted from telephone centers in Chicago, Illinois and Las Vegas, Nevada. A computer-assisted telephone interviewing system was used to collect the data. A total of 91,642 interviews were fully or partially completed for the NSCH, with 79 percent of the interviews completed in 2007. The number of completed interviews varied by state, ranging from 1,725 in Vermont to 1,932 in Illinois.

The interview completion rate, which is the proportion of interviews completed after a household was determined to include a child under age 18, was 66.0 percent. The overall response rate, which is the product of the resolution rate (the proportion of telephone numbers identified as residential or nonresidential), the screener completion rate (the proportion of households successfully screened for children), and the interview completion rate, was 51.2 percent. This rate is based on the assumption that telephone numbers that were busy or rang with no answer on all attempts were nonresidential.

Overall response rates ranged from 39.4 percent in New Jersey to 61.9 percent in North Dakota. Several efforts were made to increase response rates, including sending letters to households in advance to introduce the survey, toll-free numbers left on potential respondents' answering machines to allow them to call back, and small monetary incentives for those households with children who initially declined to participate.

Data Analysis

For producing the population-based estimates in this report, the data records for each interview were assigned a sampling weight. These weights are based on the probability of selection of each household telephone number within each State, with adjustments that compensate for households that have multiple telephone numbers, for households without telephones, and for nonresponse.

With data from the U.S. Bureau of the Census, the weights were also adjusted by age, sex, race, ethnicity, household size, and educational attainment of the most educated household member to provide a dataset that was more representative of each State's population of noninstitutionalized children less than 18 years of age. Analyses were conducted using statistical software that accounts for the weights and the complex survey design.

Responses of "don't know" and "refuse to answer" were considered to be missing data. Records with missing data on the variables of interest were excluded from all analyses, with one exception. For households with missing data for income or household size, the household income relative to the federal poverty level was multiply imputed.

Racial and ethnic groups are mutually exclusive; that is, data reported for White, Black, multiracial and children of other races do not include Hispanics, who may be of any race.



Accuracy of the Results

The data from the NSCH are subject to the usual variability associated with sample surveys. Small differences between survey estimates may be due to random survey error and not to true differences among children or across States.

The precision of the survey estimates is based on the sample size and the measure of interest. Estimates at the national level will be more precise than estimates at the State level. Estimates for all children will be more precise than estimates for subgroups of children (for example, children 0-5 years of age or children with the same race). For national estimates of the health and health care for all children, the maximum margin of error is 0.8 percentage points. For the State-level indicators for all children, the maximum margin of error is 4.5 percentage points.

Availability of the Data

Except for data suppressed to protect the confidentiality of the survey subjects, all data collected in the NSCH are available to the public on the NCHS and MCHB websites. Data documentation and additional details on the methodology² are available from the National Center for Health Statistics (www.cdc.gov/nchs/slaits.htm).

Interactive data queries are possible through the Data Resource Center for the NSCH (www.child-healthdata.org). The Data Resource Center provides immediate access to the survey data, as well as resources and assistance for interpreting and reporting findings.

1. Zell ER, Ezzati-Rice TM, Battaglia MP, Wright RA. National immunization survey: The methodology of a vaccination surveillance system. *Public Health Reports* 115:65-77. 2000.

2. Blumberg SJ, Foster EB, Frasier AM, et al. Design and Operation of the National Survey of Children's Health, 2007. National Center for Health Statistics. *Vital Health Stat* 1. 2009.



Appendix B: Survey Questions on the Presence of Conditions

Below are the questions asked in the National Survey of Children's Health to determine whether children who were at least 2 years old had been diagnosed with, and currently have, any of seven emotional, behavioral, or developmental conditions. These questions only represent a small portion of the survey.

For all of the questions listed here, respondents could answer "yes," "no," or "I don't know," or they could refuse to answer. If the respondent did not understand the question, the surveyor read the text presented in italics.

Now I am going to read you a list of conditions. For each condition, please tell me if a doctor or other health care provider ever told you that [your child] had the condition, even if (he/she) does not have the condition now.

Has a doctor or other health care provider ever told you that [your child] had...

K2Q31A Attention Deficit Disorder or Attention Deficit Hyperactivity Disorder, that is, ADD or ADHD?

A child with Attention Deficit Disorder or Attention Deficit Hyperactivity Disorder has problems paying attention or sitting still. It may cause the child to be easily distracted.

[if yes] Does [your child] currently have ADD or ADHD?

K2Q32A Depression?

Depression is an illness that involves the body, mood, and thoughts. It is marked by persistent sadness or an anxious or empty mood. It affects how a person feels, and the way a person eats, sleeps, and functions.

[if yes] Does [your child] currently have depression?

K2Q33A Anxiety problems?

Anxiety is a feeling of constant worrying. Children with severe anxiety problems may be diagnosed as having anxiety disorders. Anxiety disorders include panic disorder, obsessive-compulsive disorder, post-traumatic stress disorder, and phobias.

[if yes] Does [your child] currently have anxiety problems?

K2Q34A Behavioral or conduct problems, such as oppositional defiant disorder or conduct disorder?

Oppositional defiant disorder is an ongoing pattern of defiant and hostile behavior that interferes with a child's life and daily activities.

[if yes] Does [your child] currently have behavioral or conduct problems?

K2Q35A Autism, Asperger's Disorder, pervasive developmental disorder, or other autism spectrum disorder?

Children with autism have delays in language, communication, and social skills. Children with Asperger's disorder have impaired social skills but do not have speech or language delays. They often have an intense interest in a single subject or topic. Children with pervasive developmental disorder have severe and persistent delays in language, communication, and social skills.

[if yes] Does [your child] currently have Autism or ASD?

K2Q36A Any developmental delay that affects (his/her) ability to learn?

A child with a developmental delay does not achieve certain skills as quickly other children of the same age. A developmental delay is a major delay in motor, language, social, or thinking skills.

[if yes] Does [your child] currently have developmental delay problems?

K2Q38A Tourette Syndrome?

Tourette Syndrome is a disorder that causes frequent sudden movements or sounds.

[if yes] Does [your child] currently have Tourette Syndrome?