



# PROFILES OF FOR-PROFIT AND NONPROFIT EDUCATION MANAGEMENT ORGANIZATIONS

THIRTEENTH ANNUAL REPORT - 2010-2011

*Gary Miron, Jessica L. Urschel,  
Mayra A. Yat Aguilar, and Breanna Dailey*

Western Michigan University

January 2012

## **National Education Policy Center**

School of Education, University of Colorado Boulder  
Boulder, CO 80309-0249  
Telephone: (802) 383-0058

Email: [NEPC@colorado.edu](mailto:NEPC@colorado.edu)  
<http://nepc.colorado.edu>

**Kevin Welner**

*Editor*

**William Mathis**

*Managing Director*

**Erik Gunn**

*Managing Editor*

Publishing Director: Alex Molnar

**Suggested Citation:**

Miron, G., Urschel, J.L., Yat Aguilar, M.A., & Dailey, B. (2011). *Profiles of for-profit and nonprofit education management organizations: Thirteenth annual report - 2010-2011*. Boulder, CO: National Education Policy Center. Retrieved [date] from <http://nepc.colorado.edu/publication/EMO-profiles-10-11>

# Contents

<b>Executive Summary</b>	i
<b>Introduction and Background</b>	1
The EMO Industry: Background and Rationale	1
Defining Education Management Organizations	2
Description of Data Collection and Sources of Information	3
Purpose of this Report	4
<b>Findings for 2010-2011</b>	5
Number of Education Management Organizations Profiled	5
Number of Schools Managed by Education Management Organizations	8
Number of Students in Schools Managed by EMOs	12
Number of EMOs by State	18
AYP Status/State School Performance Ratings	21
Description of the Appendices	23
<b>Education Management Organization Summaries</b>	25
<b>Education Management Organizations Profiles: 2010-2011</b>	35
Sorted in Alphabetical Order and Grouped by Company Size	
<b>Appendices</b>	269
Appendix A: Reader's Guide	270
Appendix B: State Resources Table	271
Appendix C: For Profit EMO Response Table	274
Appendix D: Nonprofit EMO Response Table	275
Appendix E: No Longer Profiled Companies	277
Appendix F: Methods	280

# PROFILES OF FOR-PROFIT AND NONPROFIT EDUCATION MANAGEMENT ORGANIZATIONS: 2010-2011

*Gary Miron, Jessica L. Urschel, Mayra A. Yat Aguilar, & Breanna Dailey*

*Western Michigan University*

---

## Executive Summary

While past annual *Profiles* reports have focused on either for-profit EMOs or nonprofit EMOs, this is the first annual *Profiles* report to cover both categories in a single report which allows for easier comparisons. The 2010-2011 school year marked another year of relatively slow growth in the for-profit education management industry and another year of steady growth in the nonprofit EMO industry. We believe our key finding from the past three years, that the for-profit school management sector has leveled off and that many for-profit companies are expanding into supplemental services, continued in the 2010-2011 school year. The nonprofit management sector's growth remains steady, both in terms of new nonprofit EMOs and new managed schools. While the number of new schools under for-profit EMO management has slowed, enrollments in all managed schools continue to grow at a rapid pace.

## The National Landscape

- The number of states in which for-profit EMOs operated was 33 in 2010-2011. The for-profit education management industry expanded into Alaska and Hawaii this past year for the first time. Only one Alaska and one Hawaii school were fully managed by a for-profit EMO during this period.
- The number of states in which nonprofit EMOs operated was 29 in 2010-2011, which has increased from 26 states in 2009-2010.
- In 2010-2011, 35% of all public charter schools in the U.S. were operated by private EMOs, and these schools accounted for almost 42% of all students enrolled in charter schools.

## Companies

### *For-Profit*

- Ninety-nine for-profit EMOs are profiled in this report, including 14 large companies, 21 medium companies, and 64 small companies.
- Since the 1995-1996 school year, the number of for-profit EMOs has increased from 5 to 99, and the number of schools operating has increased from 6 to 758. We estimate that enrollment has grown from approximately 1,000 students in 1995-1996 to 394,096 in 2010-2011.
- In the past year, the number of for-profit EMOs had a net increase of 1, to a total of 99. Six companies are newly profiled in this year's report. Five of these began managing schools in 2010, and one, Constellation Schools, changed profit status from nonprofit in 2009. Five for-profit EMOs are no longer profiled in this report. KC Distance Learning was acquired by K12 Inc.; Professional Contract Management Inc. was mistakenly profiled as a full-service management company in last year's report; two companies became nonprofits; and Nobel Learning is no longer managing any public schools.
- While the actual number of companies has remained relatively stable over the past few years, many of the large and medium-sized EMOs are expanding into new service areas, such as supplemental education services. This year, however, two publishing companies, Cambridge Education, LLC, and Pearson Education, expanded into full-service management of public schools.
- Imagine Schools is the largest for-profit EMO in terms of the number of schools it manages. The company managed 83 schools during the 2010-2011 school year.
- The largest net increase in schools managed was K12 Inc., which experienced an increase of 14 schools between 2009-2010 and 2010-2011. A medium for-profit EMO profiled in last year's report, KC Distance Learning, was acquired by K12 Inc., the nation's largest for-profit EMO in terms of enrollment.
- Charter School Administrative Services experienced the largest decrease in schools in 2010-2011, managing 11 fewer schools in three states: decreasing from 16 managed in 2009-2010 to 5 managed in 2010-2011.
- In last year's *Profiles*, the total enrollment of K12's 24 schools exceeded that of any other for-profit EMO. This year, after the acquisition of KC Distance Learning, K12's total enrollment for its 49 schools (65,396) far exceeds any other EMO. National Heritage Academies' 67 schools come in a far second, with a total enrollment of 42,503. An early leader in the education management industry, EdisonLearning, has slipped to fourth in terms of total enrollment, behind Imagine Schools, Inc.

### *Nonprofit*

- A total of 197 nonprofit EMOs were identified and profiled in this report, including 28 large nonprofit EMOs, 62 medium-sized, and 107 small nonprofit EMOs. Thanks

to increased communication with state sources, particularly California, we were able to identify an additional 60 nonprofit EMOs and private charter holders in 2010-2011, only four of which we were able to confirm were founded in 2010. Data on EMO growth, number of schools, and enrollments in past years is corrected to reflect these additional companies.

- The number of nonprofit EMOs that operated at least one charter school in 1998 is estimated to be 48. This number increased rapidly until 2004. Since then, 149 new nonprofit EMOs have been established.
- KIPP, the Knowledge is Power Program, a national charter school network, experienced the largest net increase in schools during the past school year, from 82 to 102 schools.

## Schools

### *For-Profit*

- Since the first *Profiles* report was produced for the 1997-1998 school year, the number of schools managed by for-profit EMOs has increased to 758 from 131. Aside from some small changes and reclassification of schools, we estimate that the actual number of EMO-managed public schools has remained relatively stable over the past few years, and that large companies are diversifying into supplemental educational services rather than expanding in the full-service management area.
- Of the 758 schools listed in this report, 70.7% are operated by large EMOs. This is an increase from the 67.5% share managed by large for-profits in 2009-2010.
- More than 94% of EMO-managed schools are charter schools, and less than 6% are district schools.
- The majority (56.3%) of EMO-managed schools listed are primary schools.
- The number of virtual schools operated by EMOs increased from 60 in 2009-2010 to 79 in 2010-2011. This represents 10% of all schools managed by for-profit EMOs. The proportion of virtual schools in the for-profit management industry continues to rise.
- The four states with the highest numbers of schools managed by for-profit EMOs are Michigan (181), Florida (150), Ohio (107), and Arizona (102). Overall, schools managed by for-profit EMOs operate in 33 states.

### *Nonprofit*

- A total of 1,170 public schools were managed by nonprofit EMOs during 2010-2011.
- Of the schools profiled, 49% were managed by large-sized nonprofit EMOs, which manage 10 or more schools. Large for-profit companies comprise much more of the for-profit market than do the large nonprofits.
- Medium-sized nonprofit EMOs, which manage between four and nine schools, accounted for nearly 30% of the nonprofit-managed schools.

- Primary schools constitute 37% of managed schools. Middle schools, at 17%, high schools, at 23%, and schools classified as “other,” at 23%, also constitute significant percentages of the schools managed.
- About 1% of schools managed by nonprofit EMOs are virtual schools.
- More than 94% of schools managed by nonprofit EMOs are charter schools. The number of district schools managed by nonprofits is growing over time.

## Students

### *For-Profit*

- The number of students in for-profit EMO-managed schools continued to increase, from 353,070 in 2009-2010 to 394,096 during 2010-2011.
- Large-sized for-profit EMOs account for 74.8% of all students enrolled in EMO-managed schools, which has increased from 73.7% in 2009-2010. Medium for-profit EMOs account for 13.5% and small for-profits only account for 11.8% of the total enrollment.
- Large-sized EMOs tend to have a larger average enrollment (588) than medium-size EMOs (439) and small-sized EMOs (461). The average enrollments for for-profit schools are much larger than nonprofit-managed schools’ enrollments.

### *Nonprofit*

- The number of students in nonprofit EMO-managed schools increased dramatically, from 237,591 in 2009-10 to 384,067 during 2010-2011.
- Large-sized nonprofit EMOs in 2010-2011 accounted for 51.3% of all students enrolled in nonprofit EMO-managed schools. This is a much smaller share of total enrollment than the large for-profit EMOs had, 73.7% of students in all for-profit EMOs.
- Medium-sized nonprofit EMOs enrolled 29.2% of all students in nonprofit EMO-managed schools, and small nonprofit EMOs enrolled 19.5% of students in all nonprofit EMO-managed schools.
- Schools managed by nonprofit EMOs and private charter holders have smaller average enrollments than those managed by for-profits. Large nonprofits have an average enrollment of 343, not much larger than medium (323), or small nonprofits’ managed schools (301).

## School Performance Relative to Federal and State Rating Systems

### *For-Profit*

- We were able to gather Adequate Yearly Progress (AYP) ratings for 677 of the 758 schools managed by for-profit EMOs (89.3%). AYP provides a crude indicator of the extent to which schools are meeting state standards.

- Of the schools managed by for-profit EMOs that have AYP data, 48.2% made AYP and 51.8% did not.
- Small EMOs had a higher proportion of schools making AYP (62.5%) than did either medium-sized EMOs (58.1%), or large EMOs (43.1%). All of these passing rates have decreased since 2009-2010.
- While only 27.4% of the virtual schools operated by for-profit EMOs met AYP, 51.8% of the brick-and-mortar schools met AYP. The 46 district schools managed by EMOs had slightly lower performance ratings (40.5% met AYP) relative to the charter schools operated by EMOs (51.4% met AYP).
- In terms of state-specific ratings, we were able to gather information on 619 of the 758 schools (81.7%). Given that each state's rating system varies, it was not possible to summarize and synthesize this data in a meaningful way. Nevertheless, the results for schools within the same state can be compared and summarized.

### *Nonprofit*

- We were able to gather Adequate Yearly Progress (AYP) ratings for 948 out of 1,170 schools managed by nonprofit EMOs (81.0%).
- Of the schools managed by nonprofit EMOs, 56.4% made AYP and 43.6% did not. This can be compared to the schools managed by for-profit EMOs, less than half of which (48.2%) made AYP.
- Of the schools managed by large nonprofit EMOs, 52.5% made AYP, a slightly lower percentage than schools managed by small nonprofit EMOs (55.9%) and significantly lower than schools managed by medium nonprofit EMOs (63.0%).
- District schools managed by nonprofit EMOs had significantly lower performance ratings (14.0% met AYP) relative to the charter schools operated by nonprofit EMOs (56.4% met AYP).
- In terms of state-specific ratings, we were able to gather information on 647 of the 812 schools (82.0%). These results are reported for each school listed in the report.



# PROFILES OF FOR-PROFIT AND NONPROFIT EDUCATION MANAGEMENT ORGANIZATIONS: 2010-2011

## Introduction and Background

Each year we make an effort to improve and expand the EMO profiles. Key changes in the 13<sup>th</sup> annual *Profiles* report include the following:

- For the first time we have combined the for-profit EMOs and the nonprofit EMOs in the same report.
- We have now applied our tracking and auditing methods and procedures used in the past nonprofit EMO reports to the for-profit EMO profiles. Previous for-profit EMO *Profiles* reports have reported trends based on the number of EMOs and schools that were included in previous reports. That means that if we later discovered that a for-profit EMO was operating schools that we were not aware of, we did not go back and retroactively update our trend lines to reflect the existence of the EMO, its schools or students. With this report, we will consistently audit and update data, including data for previous years. That does not mean that we will go back and change old reports; although it does mean that we will update the tables and figures in the current report to reflect updated results from previous years.
- We have refined our definition of an EMO and now distinguish a subgroup of private networks of charter schools. Private networks of charter schools refer to cases in which a private EMO is permitted to be the actual charter holder.

### The EMO Industry: Background and Rationale

Education management organizations, or EMOs, emerged in the early 1990s in the context of widespread interest in so-called market-based school reform proposals. Wall Street analysts coined the term EMO as an analogue to health maintenance organizations (HMOs). Proponents of EMOs claim that they bring a much needed dose of entrepreneurial spirit and a competitive ethos to public education. Opponents argue that outsourcing to EMOs results in already limited school resources being redirected for service fees, profits, or both while creating another layer of administration. Opponents also have expressed concerns about transparency and the implications of public bodies relinquishing control or ownership of schools.

The theory behind market-based school reform proposals is that, by being forced to compete with other schools, existing public schools will necessarily improve or cease operating. Competition under this theory generally comes in two forms: private schools, with taxpayer-funded tuition vouchers, or charter schools, which operate largely

independent of the school district but have been chartered by a public entity or publicly appointed entity so that they qualify for local and state taxpayer funds in the same way as conventional district schools. In practice, voucher schools have remained a small part of the market-reform arena, while charter schools now account for the lion's share of the alternatives to traditional public schools.

While faith in market competition as an effective engine of reform provides a general theoretical basis for EMO operation of both district and charter public schools, the competitors are different in each instance. Adherents of market-based school reform favor charter schools in the belief that they provide competition that will force existing public schools to improve their outcomes or be put out of operation. Support for for-profit management of district schools, meanwhile, arises essentially from a belief that private business models are more efficient and effective than nonprofit, government-operated institutions. A for-profit company contracted to manage district public schools, it is reasoned, will have incentives (making a profit in the short term and retaining a profitable contract in the long term) to seek efficiencies and improve student outcomes and achievement. The competition, in this context, takes place not among schools or districts themselves, but among current or potential managers of schools.

## Defining Education Management Organizations

We define an education management organization, or EMO, as a private organization or firm that manages public schools, including district and charter public schools. A contract details the terms under which executive authority to run one or more schools is given to an EMO in return for a commitment to produce measurable outcomes within a given time frame. Schools operated by EMOs profiled in this report operate under the same admissions rules as regular public schools. The term “education management organization” and the acronym “EMO” are most commonly used to describe these private organizations that manage public schools under contract. However, other names or labels such as “education service providers,” are sometimes used to describe these companies.

An important distinction should be made between EMOs, which have executive authority over a school, and service contractors, often referred to as “vendors.” Vendors provide specific services for fee, such as accounting, payroll and benefits, transportation, financial and legal advice, personnel recruitment, professional development, and special education. We do not profile companies that work exclusively as vendors in this report, although it is important to note that some EMOs included in this report provide services to schools that are not “managed” by the company. In these instances we include data only on those schools that are fully managed by the company or organization.

EMOs vary on a number of dimensions, such as whether they have for-profit or nonprofit status; whether they work with charter schools, district schools, or both; or whether they are a large regional or national franchise or a single-site operator. For-profit EMOs are businesses that seek to return a profit to the owners or the stockholders who invest in them. Historically, only a small portion of EMOs have been nonprofits. In recent years,

however, nonprofit EMOs have expanded rapidly. This *Profiles* report does not track EMOs that operate private schools, including those that may receive public funds under tuition voucher programs such as those that operate in Milwaukee, Cleveland, or the District of Columbia. (See Appendix A for definitions.)

A few states, such as Arizona and Texas allow private entities and EMOs to be “charter holders.” This differs from most states, where the actual charter holder is the school board that governs the public charter school. In these instances, the EMO is under contract to the charter school board. When the EMO is the “charter holder,” it does not contract to itself to operate the school; instead its contract for operation is the actual charter agreement between the EMO and the authorizer of the charter. When EMOs hold the charter and operate 2 or more schools, we refer to these as private networks of charter schools.

The number of schools under EMO management, school enrollment, and other data included in this report primarily are derived from official state education agencies. This differs from *Profiles* reports from 1997-1998 to 2007-2008 in which the primary source of information was from the education management organizations themselves. Using the most recently available data from state sources, the authors were also able to avoid gaps in the data created when EMOs did not respond to requests for information. Because nearly all EMOs are privately held companies, there is no way to compel them to share information about their operations. After information was gathered from all official state sources, company profiles were sent to the EMOs for review. See Appendix B for details and notes regarding the data sources and responses we received from state sources and from EMOs.

## Description of Data Collection and Sources of Information

This 13th annual *Profiles* report covers data for the 2010-2011 school year. An effort is made to provide complete and current data on the numbers of EMOs, EMO-managed schools, and enrollments in EMO-managed schools. In addition to detailed data on the 2010-2011 year, the report also contains longitudinal data. That allows us to examine the trends over time. Where possible and appropriate, we have corrected or updated past data that was missing or based on estimates. This is something we are committed to doing with every new release of this annual report.

As previously stated, the nature of the industry and the lack of public information make the process of collecting and updating the data for the *Profiles* report difficult. In the first 10 annual *Profiles* reports, EMOs were primary sources for the published information. Over the past three years, we collected information on companies and EMO-managed schools from state sources. Official autumn 2010 enrollments are reported for all states that had released this information or provided it to the authors by September 2011. During the course of our data collection, key informants, advocacy groups, and charter school sponsors were contacted in each state with charter schools or district schools operated by EMOs. These state-specific key informants were given a list of known EMOs and EMO-managed schools and asked to confirm or revise our lists for 2010-2011 (for a complete list of state sources, see Appendix B).

After our state-specific lists of EMOs and EMO-managed schools were updated, we turned to web-based sources to confirm and verify our lists. We also used information from state education agencies to confirm that the schools in our lists were still in operation. From state education agencies, we also obtained official student head-count data.

After all state-level research was completed, representatives of the EMOs were asked to confirm and, if necessary, correct company contact information and schools' contact information. EMOs were also asked to provide updated information for schools in those states for which official enrollments had not been released. If the companies provided enrollments or other information that did not match official state-level data, the official government data was used. In such cases, the EMOs were informed of the decision to use the official data.

Three contacts were attempted to solicit a response from all large, medium, and small EMOs. We were very pleased and grateful for the responses we received from EMOs. In most cases, we received complete details regarding schools and enrollments. In other cases, the data we received from the EMOs was more limited and focused on helping us fill in missing data, such as enrollment counts or the actual year a school was founded. In these cases, an additional attempt was made to gather this information. In a few cases in which official 2010 enrollments had not been released and the EMO did not respond, we relied on official 2009-2010 enrollments (see Appendix F for a complete explanation of data collection).

The 2005-2006 and 2006-2007 for-profit *Profiles* reports omitted data about small EMOs and the schools they operate because of the difficulty ensuring the comprehensiveness and accuracy of information. Beginning again in 2007-2008, we have resumed profiling small EMOs, with the caveat that the list of small EMOs profiled may not be exhaustive. The 2008-2009 data collection process identified an additional 31 small EMOs that were in existence for several years, although they had not previously been profiled in our report. We have continued the process of searching out small EMOs each year, identifying 1-3 additional each year that had that previously existed "under our radar." While it is still possible that we have not identified all EMOs operating nationally, we are confident that we have now identified and profiled the great majority of all EMOs in this report.

## Purpose of this Report

Our annual *Profiles* reports are comprehensive digests of data on education management organizations. Analysis and interpretation of the data in this report are, for the most part, limited to describing general trends over time. The report is intended for a broad audience. Policymakers, educators, school district officials, and school board members may use this information to learn more about current or potential contractors. Investors, persons involved in the education industry, and employees of EMOs may find it useful in tracking changes, strategizing for growth, and planning investments. Journalists and researchers who study and seek to learn more about education management organizations may also find much here to interest them.

## Findings for 2010-2011

The *Profiles of For-Profit and Nonprofit Education Management Organizations: 2010-2011* is a combination of both the 13<sup>th</sup> annual for-profit report and the 4<sup>th</sup> annual nonprofit report. Profiled EMOs are categorized by profit status and then by size. Small-sized EMOs are those operating 3 or fewer schools. Medium-sized EMOs are those operating 4 to 9 schools. Large-sized EMOs are those operating 10 or more schools.

### Number of Education Management Organizations Profiled

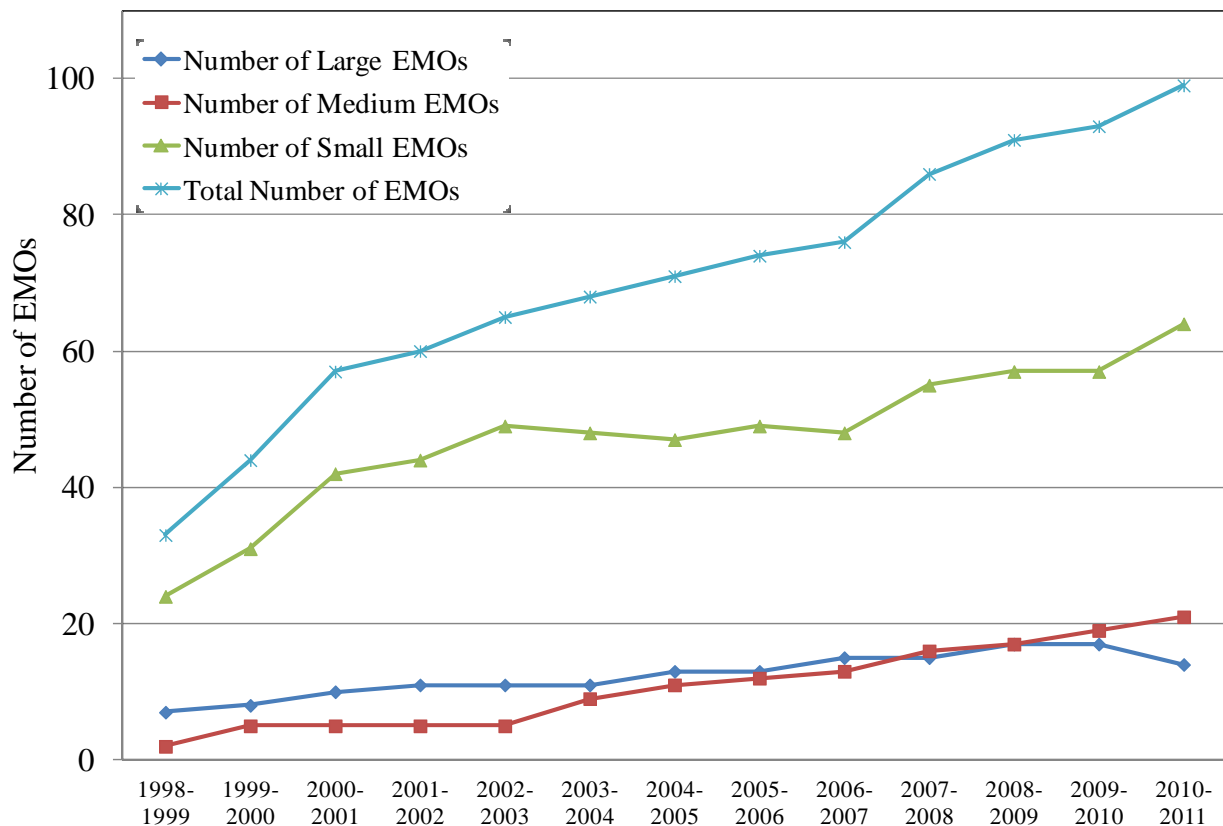
#### *For-Profit*

Table 1 presents growth trend data for large, medium, and small EMOs. Since the first *Profiles* report in 1999, the number of for-profit EMOs has increased to 99 from 33. The number of states in which EMOs operate has grown to 33 from 16. Most growth has occurred among the small-sized EMOs; since 2009-2010, the actual number of large-sized EMOs has declined.

**Table 1. Number of For-Profit EMOs by Company Size and Year**

	1998-1999	1999-2000	2000-2001	2001-2002	2002-2003	2003-2004	2004-2005	2005-2006	2006-2007	2007-2008	2008-2009	2009-2010	2010-2011
Large EMOs	7	8	10	11	11	11	13	13	15	15	17	17	14
Medium EMOs	2	5	5	5	5	9	11	12	13	16	17	19	21
Small EMOs	24	31	42	44	49	48	47	49	48	55	57	57	64
Total no. of EMOs	33	44	57	60	65	68	71	74	76	86	91	93	99
No. of states w/ EMOs	16	21	22	24	25	29	25	29	31	28	31	31	33

Figure 1 illustrates the trends in the number of for-profit EMOs profiled over the past decade. We have continued to uncover EMOs and schools that were in operation before the first profile year, and we continue to update past data as it becomes available. This means the data presented for past years may not match the numbers presented in past annual *Profiles* reports.



**Figure 1. Illustration of the Number of For-Profit EMOs by Year Founded and Size**

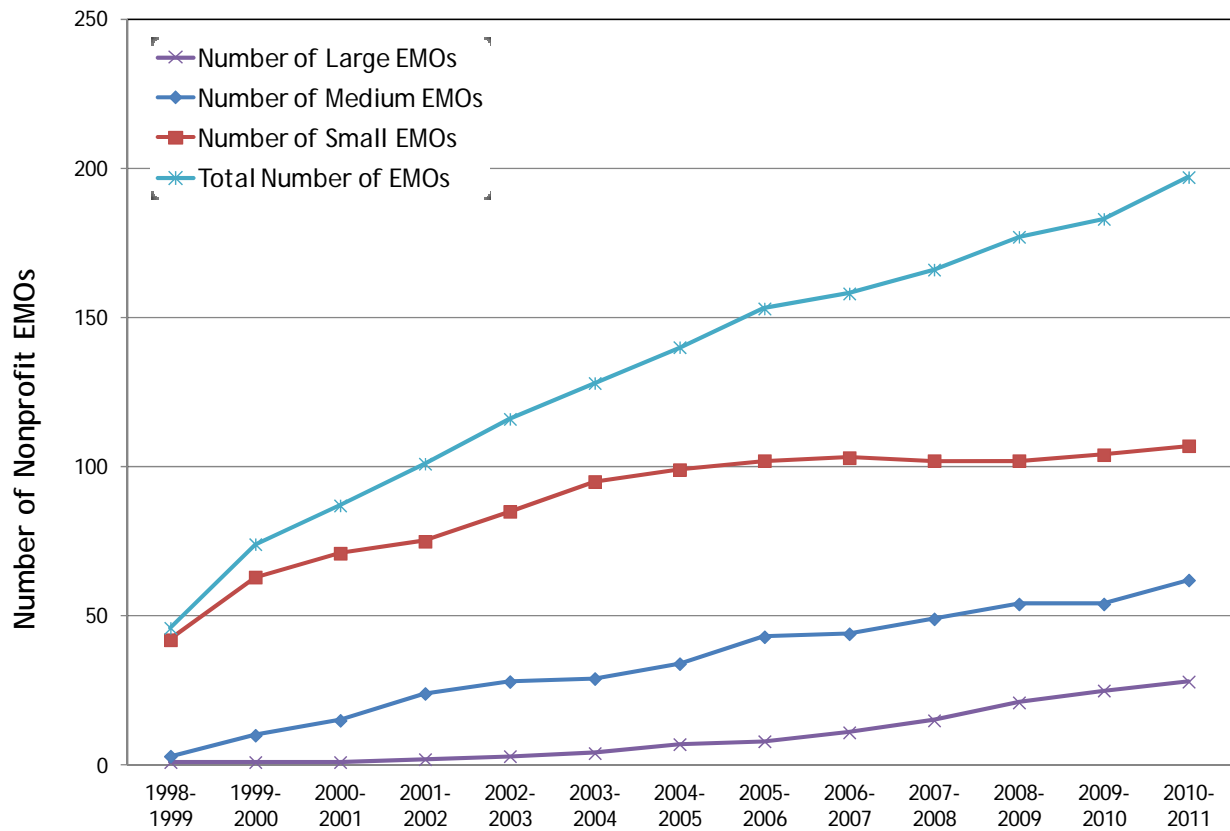
Although the growth in the total number of schools operated by for-profit EMOs is slowing, many of the medium- and large-sized EMOs continue to diversify and expand into new service areas, such as the provision of supplemental education services that are less regulated and show growth potential. Some EMOs, such as Edison Learning, also have packaged and sought to sell or lease their curricula, accountability, and in-service training systems.

*Nonprofits*

Table 2 presents the estimated growth trend data for large, medium-sized and small nonprofit EMOs. We retroactively collected data on nonprofit EMOs all the way back to 1998-1999 so that this would correspond with our data for the for-profit EMOs. The number of nonprofit EMOs grew consistently up to its current total of 197 organizations.

**Table 2. Number of Nonprofit EMOs by Size and Year**

	1998-1999	1999-2000	2000-2001	2001-2002	2002-2003	2003-2004	2004-2005	2005-2006	2006-2007	2007-2008	2008-2009	2009-2010	2010-2011
Large EMOs	1	1	1	2	3	4	7	8	11	15	21	25	28
Medium EMOs	3	10	15	24	28	29	34	43	44	49	54	54	62
Small EMOs	42	63	71	75	85	95	99	102	103	102	102	104	107
Total no. of EMOs	46	74	87	101	116	128	140	153	158	166	177	183	197
No. of states w/ EMOs	10	13	13	14	20	21	22	22	23	24	25	25	28



**Figure 2. Illustration of the Number of Nonprofit EMOs by Year Founded and Size**

The number of states in which nonprofit EMOs operate has grown to 28 in 2010-2011 from 10 in 1998-1999.

Figure 2 illustrates the trends in the estimated number of nonprofit EMOs. The total number of EMOs is represented by the upper-most solid line. While we believe that we captured nearly all medium-sized and large nonprofit EMOs, we are aware that there are likely more small EMOs that we have not yet discovered in our survey of the field.

Many of the newly identified nonprofit EMOs added to this year’s report were in operation before the 2010-2011 school year and are operating schools in California, the District of Columbia, and New York. Exceptional support from these three state departments of education aided our effort to identify EMOs. As can be seen by comparing data from Table 1 and Table 2, the nonprofit industry is growing much more rapidly than is the for-profit industry.

### Number of Schools Managed by Education Management Organizations

#### *For-Profit*

Table 3 displays the number of schools managed by for-profit EMOs from the period 1998-1999 to 2010-2011. In 2010-2011 the total number of schools was 758, down from 774 in 2009-2010. This is a net loss of 16 schools that were operated by large for-profit EMOs.

**Table 3. Number of Schools Managed by For-Profit EMOs, By EMO Size**

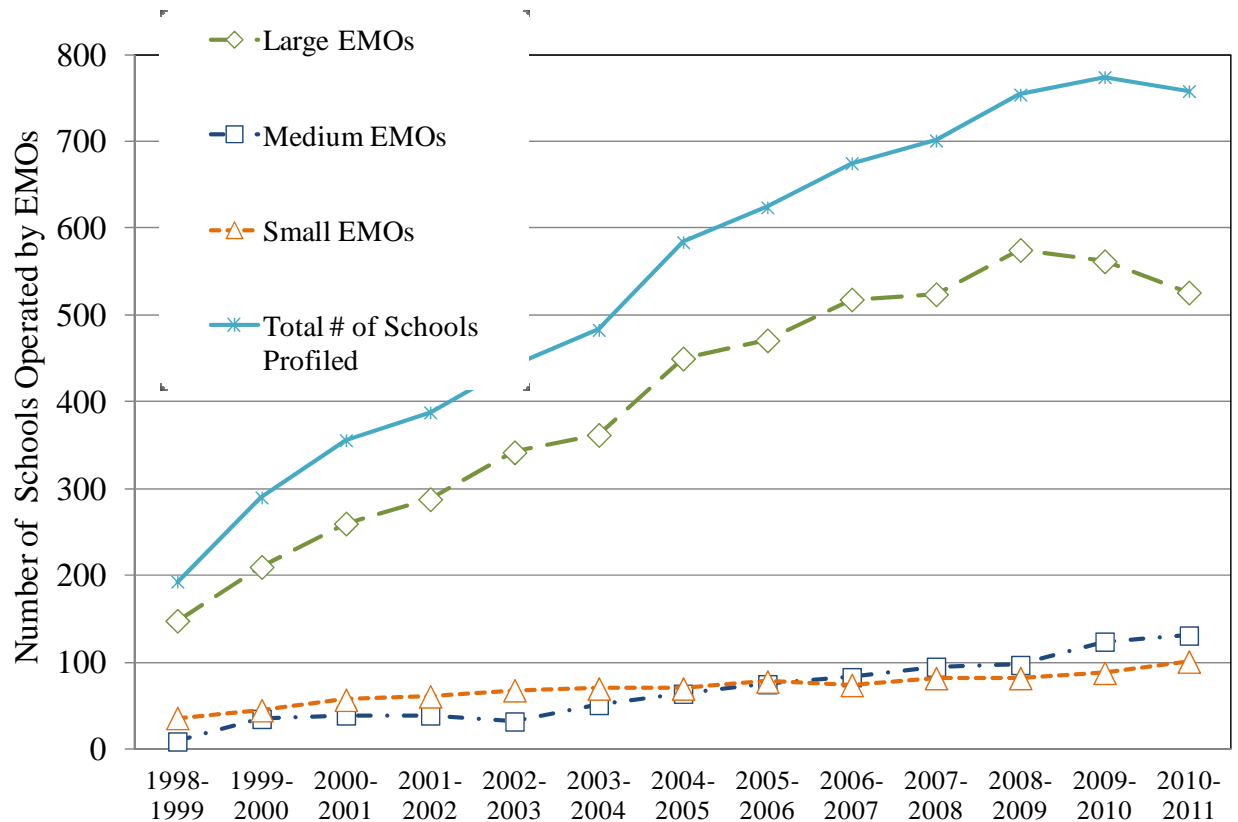
	1998-1999	1999-2000	2000-2001	2001-2002	2002-2003	2003-2004	2004-2005	2005-2006	2006-2007	2007-2008	2008-2009	2009-2010	2010-2011
Large EMOs	148	210	260	288	342	362	450	471	518	524	575	562	526
Medium EMOs	9	35	39	39	32	51	64	75	83	95	97	124	131
Small EMOs	36	45	57	61	68	70	70	78	74	82	82	88	101
Total no. of schools	193	290	356	388	442	483	584	624	675	701	754	774	758

Figure 3 illustrates the growth and decline in the number of schools managed by for-profit EMOs. This figure illustrates the data that is listed in Table 3. Note that large EMOs predominate, even with the increase in the number of small- and medium-sized EMOs. Until 2008, large EMOs increased their share of the total number of schools under



management. For the last two years, the large for-profit EMOs have decreased their share of the industry. Small- and medium-sized EMOs continue to show gradual growth in terms of the total number of schools they operate.

Large-sized EMOs (i.e., those managing 10 or more schools) account for 69.4% of all EMO-managed schools; medium-sized EMOs account for 17.3% of all EMO-operated schools; and small EMOs account for an additional 13.3%.



**Figure 3. Growth of For-Profit EMOs in Number of Schools They Operate**

Charter schools account for 93.9% of all EMO-managed schools. Between 2003-2004 and 2008-2009, the number of district schools managed by EMOs trended downward; the current number is 46 schools, or 6.1% of the total schools profiled.

The proportion of for-profit EMO-managed “brick and mortar” schools compared with the number of virtual schools managed by for-profit EMOs has decreased in the last year. A virtual school delivers its curriculum and provides instruction via the Internet and electronic communication (see Appendix A for definitions). We have only collected data on virtual schools since the 2003-2004 school year. In that time, the number of virtual

schools included in the *Profiles* reports has grown from 17 to 79, 9 of which opened in the 2010-2011 school year. Virtual schools accounted for 10.4% of EMO-managed schools this year, and they continue to rise as a proportion of all for-profit EMO-managed schools. Because the virtual schools tend to have much larger enrollments than traditional brick-and-mortar schools, the number of students they enroll accounts for 27.2% of all students in EMO-operated schools.

Of the 79 virtual schools operated by for-profit EMOs in 2010-2011, 68 are run by five large-sized EMOs: Connections Academy, K12 Inc., Leona Group, Mosaica Education, and White Hat Management. Of those, Connections and K12 Inc. are the two dominant players. Four medium-sized EMOs, Pinnacle Education, Inc., Humanities and Sciences Academy of the United States, eSchool Consultants, and Insight Schools, manage another 10 of the virtual schools. The one remaining virtual school is managed by Altair Learning Management, a single-site EMO that manages a virtual school with the second largest enrollment of any school (Electronic Classroom of Tomorrow, 8,361 students).

### *Nonprofit*

Table 4 displays the number of schools managed by nonprofit EMOs from the period 1998-1999 to 2010-2011. In 2010-2011, the total number of schools was 1,170, up from 1,041 in 2009-2010, a net increase of 129 schools. Although the number of schools managed by for-profits experienced a slight decrease this past year, the number of schools managed by nonprofit EMOs continues to rise.

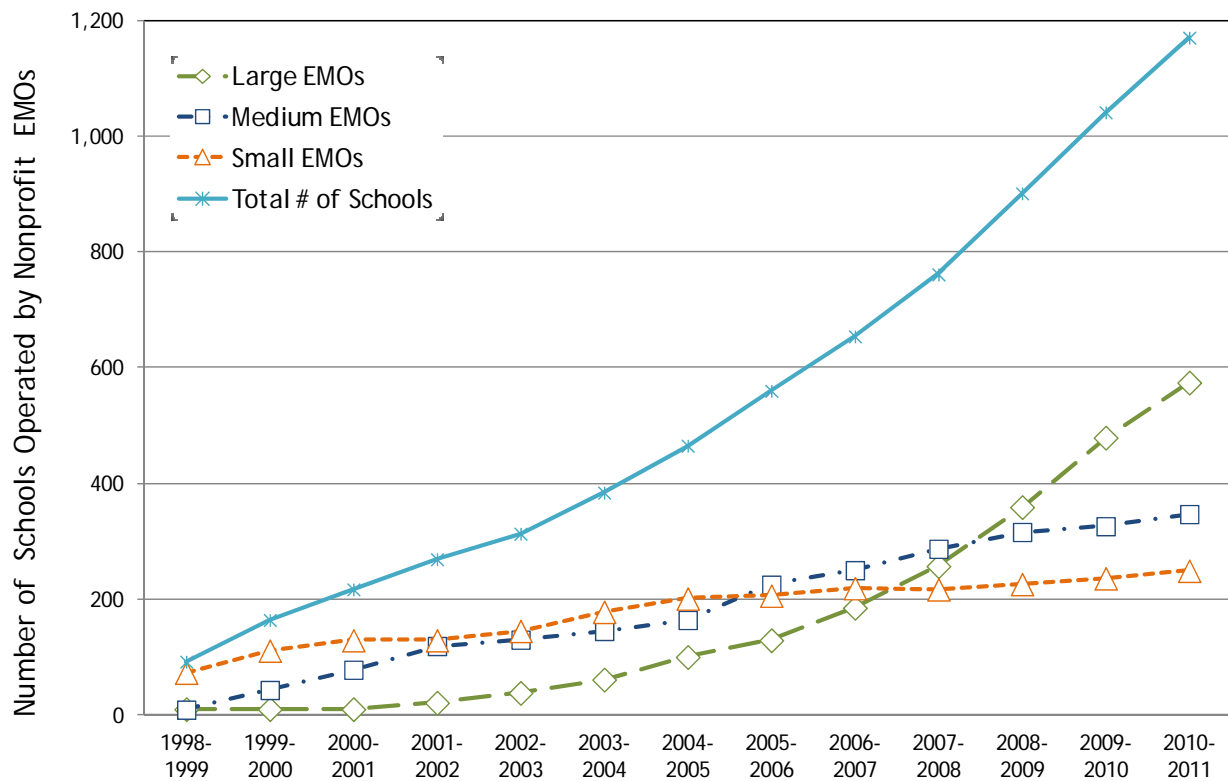
**Table 4. Number of Schools Managed by Nonprofit EMOs, By EMO Size**

	1998-1999	1999-2000	2000-2001	2001-2002	2002-2003	2003-2004	2004-2005	2005-2006	2006-2007	2007-2008	2008-2009	2009-2010	2010-2011
Large EMOs	10	10	10	21	38	61	100	129	185	257	359	479	574
Medium EMOs	9	43	78	119	130	145	164	225	250	287	316	326	347
Small EMOs	73	111	129	129	145	178	201	206	219	217	226	236	249
Total no. of schools	92	164	217	269	313	384	465	560	654	761	901	1,041	1,170

Figure 4 illustrates the growth trends associated with the schools-under-management data in Table 4. Note that large nonprofit EMOs predominate, even with the increase in the number of small- and medium-sized EMOs. For the last few years, the large nonprofit EMOs have increased their share of the industry, exactly the opposite pattern of the for-

profit EMOs. Small- and medium-sized nonprofit EMOs continue to show gradual growth in terms of the total number of schools they operate.

Large-sized nonprofit EMOs (i.e., those managing 10 or more schools) account for 49.0% of all nonprofit EMO-managed schools (compared with 70.7% of all for-profit EMO-managed schools); medium-sized nonprofit EMOs account for 29.7% of all EMO-operated schools; and small EMOs account for an additional 21.3%. Though the large nonprofit EMOs' share of the market is increasing, schools are more evenly divided among the three size categories in the nonprofit sector than in the for-profit sector.



**Figure 4. Growth of Nonprofit EMOs in Number of Schools They Operate**

Charter schools account for 94.2% of all nonprofit EMO-managed schools. In the last year, the proportion of district schools managed by nonprofit EMOs has increased and is now approximately equal to the for-profit sector (5.8% compared to 6.1% respectively).

Nonprofit EMOs are also managing more virtual schools than ever before (see Appendix A for definitions, including our definition for virtual schools). There are now 14 virtual schools managed by nonprofit EMOs. While virtual schools accounted for 10.4% of for-

profit EMO-managed schools this year, only 1.2% of all nonprofit EMO-managed schools are virtual. The number of students they enroll accounts for 1.8% of all students in schools managed by nonprofit EMOs, a much smaller percentage of total students than in the for-profit sector (27.2%).

Also unlike the for-profit sector, only one of the 14 virtual schools is run by a large-sized EMO, PPEP and Affiliates. Six of the 14 are managed by Learning Matters Educational Group. The remaining seven virtual schools are managed by five small nonprofits: Buckeye On-line School for Success, Golden Valley Charter Schools Inc., Academy of Excellence Inc., Blueprint Education, and Roads Education Organization (which manages 3 virtual schools).

## Number of Students in Schools Managed by EMOs

### *For-Profit*

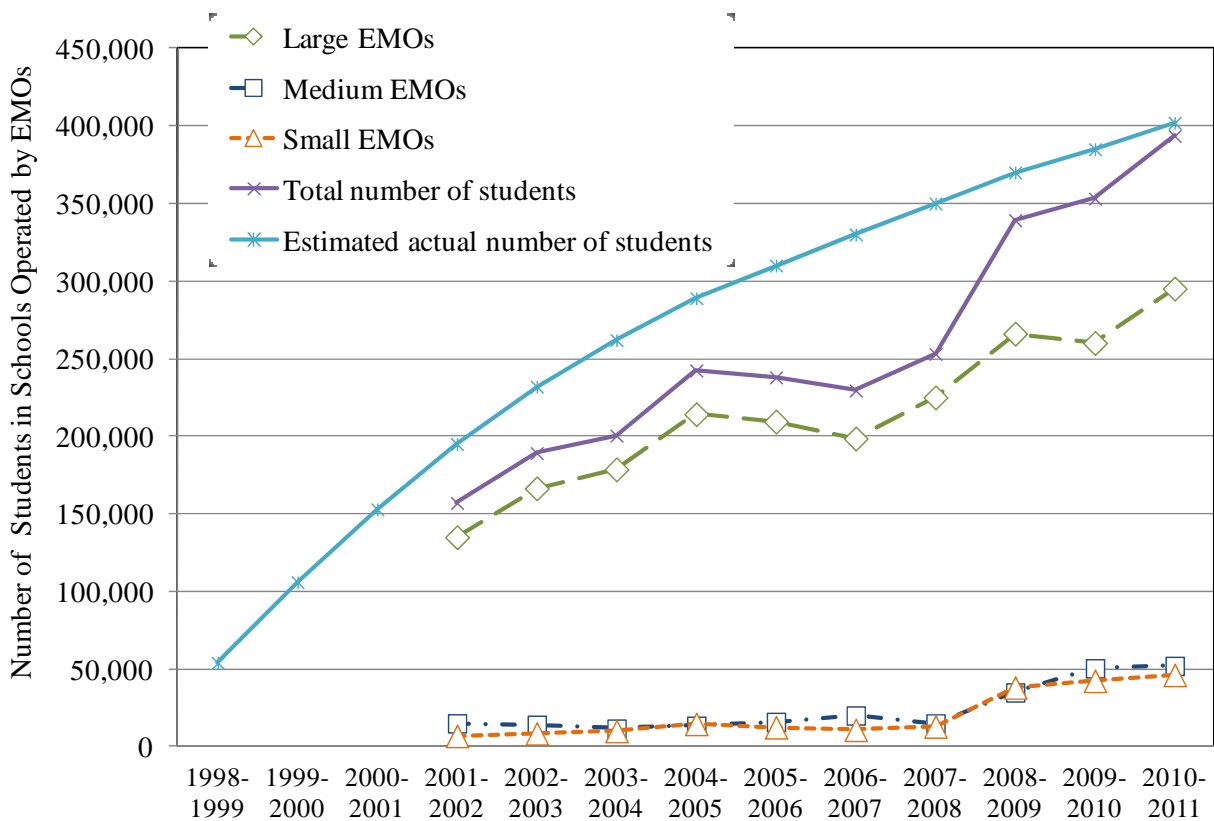
In this section we describe current figures and trends in student enrollments. Large for-profit EMOs account for 69.4% of all for-profit EMO-managed schools. Because they tend to have much larger average school size, they enroll 75.0% of all students in the for-profit EMO-managed schools (see Table 5).

**Table 5. Number of Students in Schools Managed by For-Profit EMO by Size**

	2001-2002	2002-2003	2003-2004	2004-2005	2005-2006	2006-2007	2007-2008	2008-2009	2009-2010	2010-2011
Large EMOs	55,984	73,858	86,712	120,527	139,726	176,468	194,561	239,618	279,190	294,838
Medium EMOs	2,104	4,512	9,409	14,455	22,376	19,271	27,207	30,009	34,430	52,673
Small EMOS	12,656	15,615	17,931	19,222	21,521	23,296	29,232	32,851	61,422	46,585
Total no. of EMO students	70,743	93,985	114,051	154,203	183,624	219,035	251,000	302,478	375,043	394,096

Prior to 2001-2002, student enrollment data were not collected for *Profiles* reports. Figure 5 displays enrollment data for companies profiled for the period 2001-2002 to 2010-2011. Also displayed is the calculated student enrollment trend estimate. The estimated enrollment for the initial years is based on the number of schools and the estimated mean enrollment in schools.

Each year since 2001-2002 the average enrollment for EMO-managed schools has increased. This fact also is taken into account when we calculate our estimated



**Figure 5. Number of Students Enrolled in Schools Managed by For-Profit EMOs That Have Been Profiled in Our Annual Reports**

enrollments. The dip in overall enrollment in 2006-2007 is due to the exclusion of Imagine Schools that year, since it claimed that it had become a nonprofit EMO. Starting in 2007-2008, we started to include Imagine Schools again among the for-profit EMOs. The data in Table 6 display the number of EMO-managed schools and total enrollment of those schools by school level. The Common Core of Data definitions were used to classify schools as either “primary,” “middle,” “high,” or “other” (see definitions in Appendix A). Just over 51% of all for-profit EMO-managed schools are at the primary level in 2010-2011, compared with 63% in 2007-2008. This data indicates that the for-profit EMO schools are highly concentrated in lower elementary schools, where the per-pupil cost is substantially lower than in upper grades. With each year, the proportion of EMO-operated schools classified as primary has been decreasing, while the proportion of schools classified as “Other” grows. This can be explained by the tendency for many charter schools to serve only lower elementary grades when they open, but then add a grade. As these

**Table 6. Number of Schools and Students Enrolled in Schools Operated by For-Profit EMOs, by School Level (2007-2008 to 2010-2011)**

	2007-2008		2008-2009		2009-2010		2010-2011		
	Schools	Enrollment	Schools	Enrollment	Schools	Enrollment	Schools	Enrollment	Percent (Enrollment)
Primary	324	161,256	419	189,361	412	192,260	427	203,084	51.5%
Middle	33	13,917	54	16,022	54	15,538	70	19,544	5.0%
High	100	48,745	146	41,743	141	44,514	136	48,816	12.4%
Other	76	30,495	114	92,096	121	100,758	125	122,652	31.1%

**Table 7. For-Profit EMOs: Numbers of Schools and Students Enrolled, by EMO Size and School Level, 2010-2011**

		<i>Number of Schools</i>	<i>Total Enrollment</i>	<i>Percent of Total Enrollment</i>	<i>Average Enrollment</i>
<i>Large-sized EMOs</i>	<i>Primary</i>	321	162,849	41.3%	507
	<i>Middle</i>	55	14,662	3.7%	267
	<i>High</i>	86	26,472	6.7%	308
	<i>Other</i>	74	90,855	23.1%	1245
	<i>Total</i>	536	294,838		551
<i>Medium-sized EMOs</i>	<i>Primary</i>	58	21,956	5.6%	379
	<i>Middle</i>	9	3,313	0.8%	368
	<i>High</i>	29	15,553	3.9%	555
	<i>Other</i>	25	11,851	3.0%	474
	<i>Total</i>	121	52,673		439
<i>Small-sized EMOs</i>	<i>Primary</i>	48	18,279	4.6%	381
	<i>Middle</i>	6	1,569	0.4%	262
	<i>High</i>	21	6,791	1.7%	323
	<i>Other</i>	26	19,946	5.1%	767
	<i>Total</i>	101	46,585		461
<b>Grand Total</b>		758	394,096	100%	521

schools expand into the middle school level, they become classified as “Other,” since they span both “Primary” and “Middle” levels.

Table 7 displays the 2010-2011 average school enrollments for for-profit EMO-operated schools, in terms of EMO size and instruction level. The data illustrate that schools run by large EMOs have a larger average enrollment than do schools operated by medium or small-sized EMOs. It is interesting to note that over time, the average size of the schools operated by large for-profit EMOs increases faster than the average size of schools operated by medium-sized or small for-profit EMOs. The data in Table 7 illustrate the predominance of the large EMOs, both in terms of the number of schools they manage and the total number of students their schools enroll. It also illustrates the extent to which large for-profit EMOs focus on primary schools with relatively large enrollments

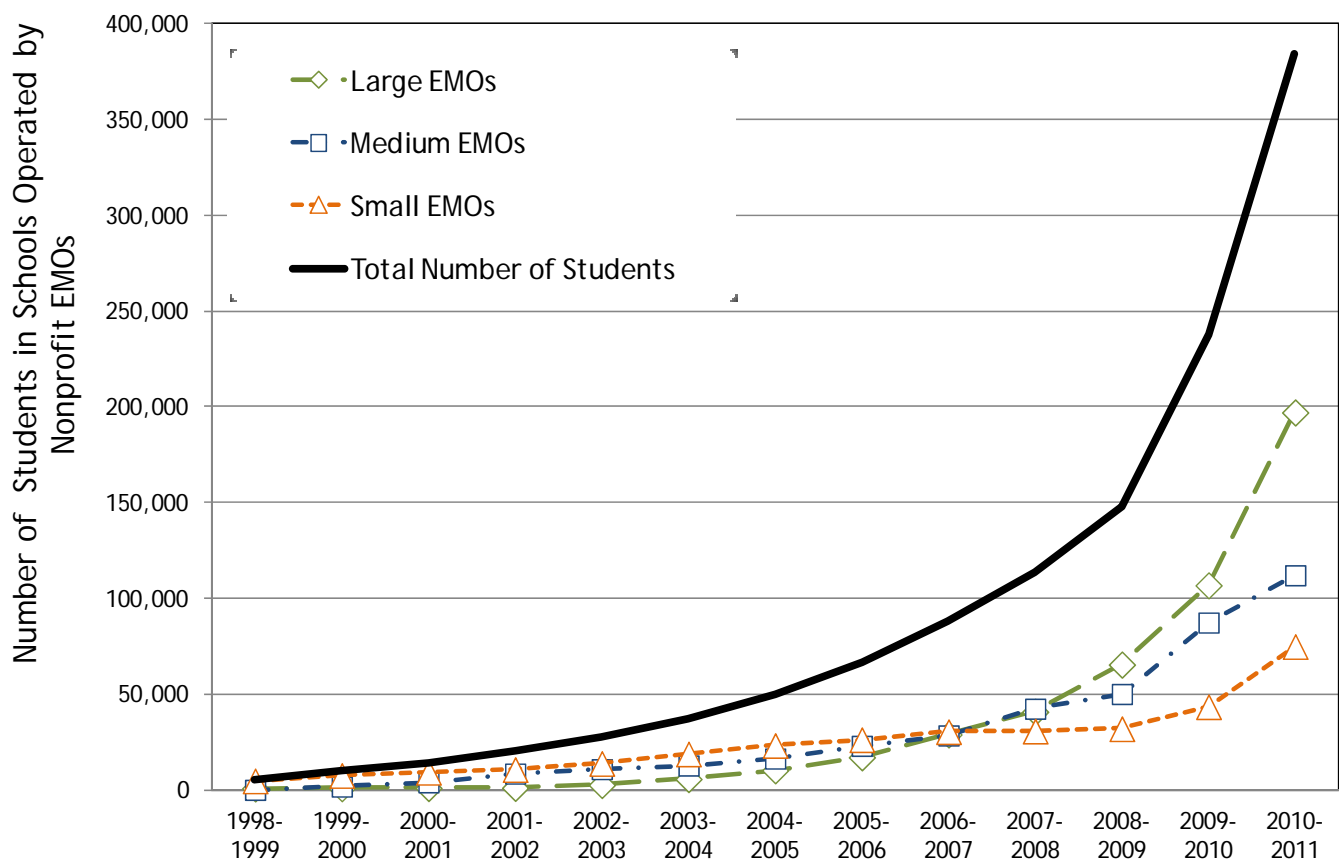
### *Nonprofit*

As was the case with the for-profit EMOs, we found that large nonprofit EMOs (i.e., those that operate 10 or more schools) tend to have larger than average school enrollments. As a result, although large EMOs account for 49% of all EMO-managed schools, they enroll just over 51% of all students in nonprofit EMO-managed schools (see Table 8).

**Table 8. Number of Students in Schools Managed by Nonprofit EMO by Size**

	2001-2002	2002-2003	2003-2004	2004-2005	2005-2006	2006-2007	2007-2008	2008-2009	2009-2010	2010-2011
Large EMOs	1,050	2,544	5,654	10,209	17,016	28,925	40,757	65,435	106,807	197,135
Medium EMOs	8,492	10,814	12,722	16,361	22,978	28,440	42,373	50,073	87,391	112,073
Small EMOS	10,591	13,783	18,730	23,167	26,178	30,379	30,702	31,919	43,393	74,859
Total no./EMO students	20,133	27,141	37,107	49,738	66,172	87,744	113,832	147,427	237,591	384,067

Figure 6 displays enrollment data for schools operated by nonprofit EMOs for the period 1998-1999 to 2010-2011. It is important to note that enrollment figures for the early years are estimates based on average school size and the number of schools operated by nonprofit EMOs in those years. Starting in 2007-2008, it is possible to see a sharp and rapid increase in the enrollment in nonprofit EMO schools.



**Figure 6. Number of Students Enrolled in Schools Managed by Nonprofit EMOs That Have Been Profiled in Our Annual Reports**

**Table 9. Number of Schools and Students Enrolled in Schools Operated by Nonprofit EMOs, by School Level, 2010-2011**

	Schools	Enrollment	Percent (Enrollment)
Primary	435	145,945	38.0%
Middle	199	63,351	16.5%
High	272	82,919	21.6%
Other	264	91,852	23.0%
<b>Total</b>	<b>1,170</b>	<b>384,067</b>	<b>100%</b>



The data in Tables 9 and 10 display the number of EMO-managed schools and total enrollment of those schools by school level. The Common Core of Data definitions were used to classify schools as either “primary,” “middle,” “high,” or “other” (see definitions in Appendix A). A total of 38% of all nonprofit EMO-managed schools are at the primary level in 2010-2011. This can be compared with around 50% for the for-profit EMO schools.

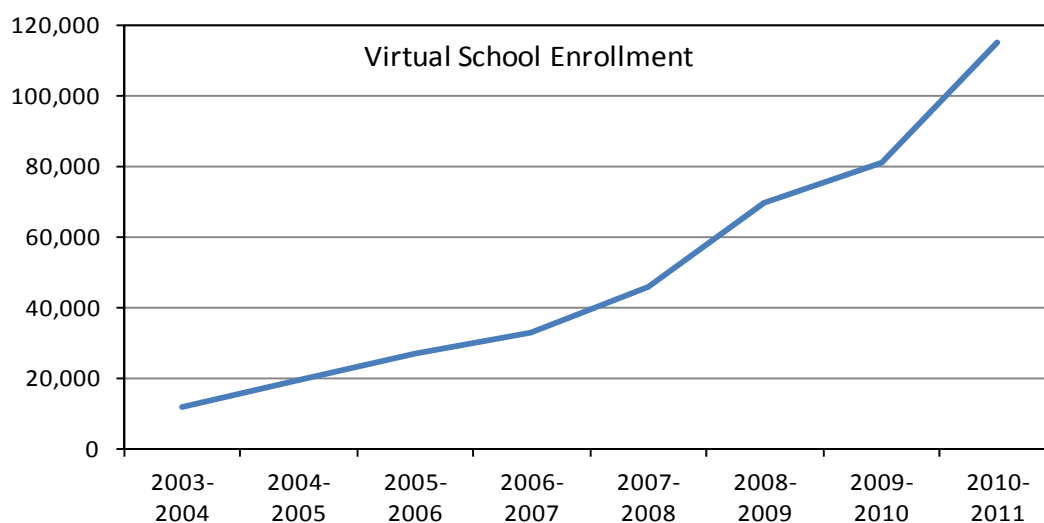
**Table 10. Nonprofit EMOs: Numbers of Schools and Students Enrolled, by EMO Size and School Level, 2010-2011**

		<i>Number of Schools</i>	<i>Total Enrollment</i>	<i>Percent of Total Enrollment</i>	<i>Average Enrollment</i>
<i>Large-sized EMOs</i>	<i>Primary</i>	196	64,758	16.9%	330
	<i>Middle</i>	130	44,910	11.7%	348
	<i>High</i>	128	42,894	11.2%	335
	<i>Other</i>	120	44,573	11.6%	371
	<i>Total</i>	574	197,135		344
<i>Medium-sized EMOs</i>	<i>Primary</i>	135	46,878	12.2%	347
	<i>Middle</i>	36	9,829	2.6%	273
	<i>High</i>	85	27,127	7.1%	319
	<i>Other</i>	91	28,239	7.4%	310
	<i>Total</i>	347	112,073		323
<i>Small-sized EMOs</i>	<i>Primary</i>	104	34,309	8.9%	330
	<i>Middle</i>	33	8,612	2.2%	261
	<i>High</i>	59	12,898	3.4%	219
	<i>Other</i>	53	19,040	5.0%	359
	<i>Total</i>	249	74,859		301
<b>Grand Total</b>		<b>1,170</b>	<b>384,067</b>	<b>100%</b>	<b>329</b>

There are some interesting differences between schools operated by for-profit and nonprofit EMOs. For-profit schools are more concentrated at the primary level than are nonprofit schools. Across, all categories we find that for-profit schools have much larger enrollments per school. In fact, the for-profit operated schools have close to 200 more students per school on average, compared with schools operated by nonprofit EMOs.

## Student Enrollment in EMO-Operated Virtual Schools

Virtual schools represent the fastest growing subgroup of EMO-managed schools. On pages 10 and 11, the growth in the number of virtual schools is described. Figure 7 illustrates the growth in the number of students enrolled in either for-profit or nonprofit EMO-operated virtual schools. In 2003-2004, EMO-operated schools enrolled 11,500 students. In 2010-2011, this figure rose to almost 115,000.



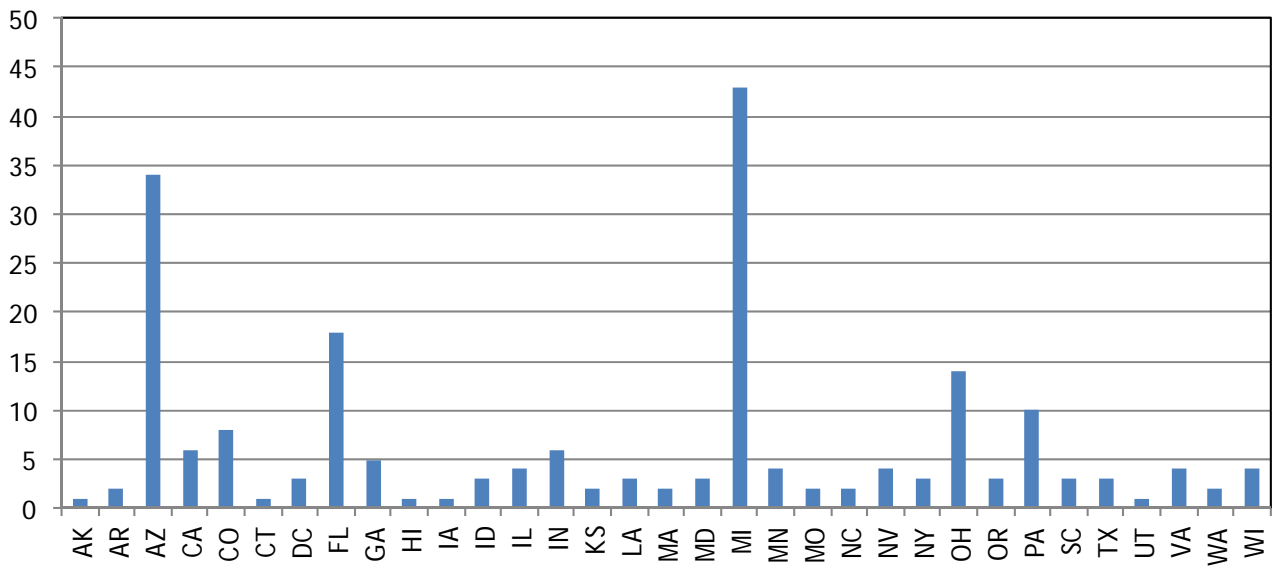
**Figure 7. Number of Students Enrolled in EMO-Operated Virtual Schools**

## Number of EMOs by State

### *For-Profit*

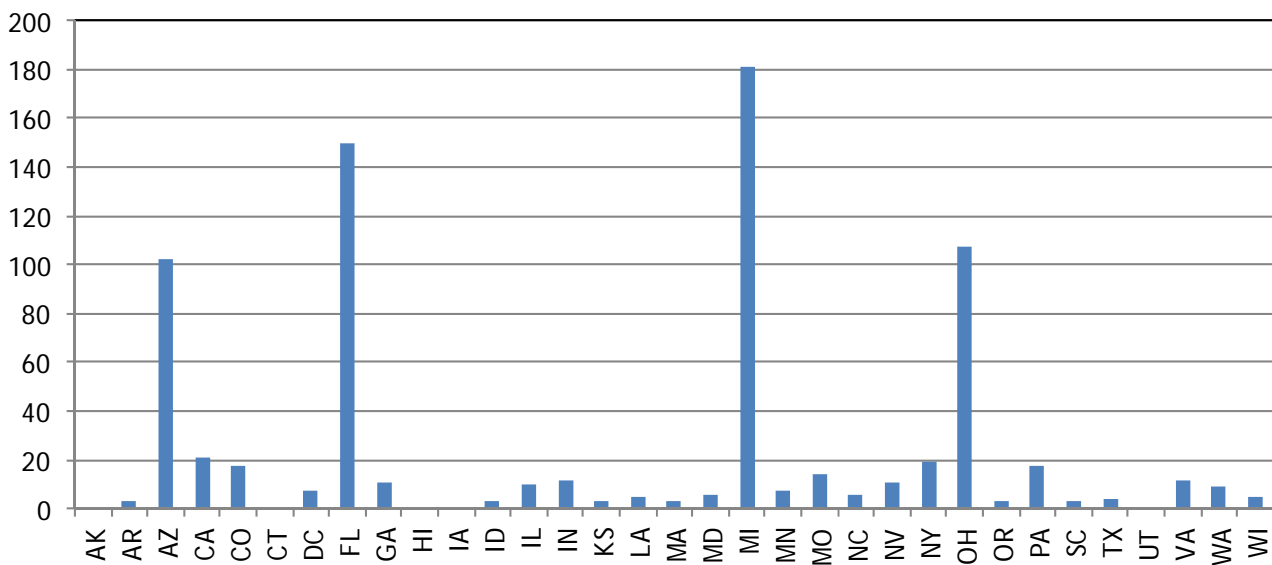
Figure 8 illustrates the distribution of for-profit EMOs by state. There are a total of 33 states that have for-profit EMOs. Michigan has the most for-profit EMOs, with a total of 43 companies that operate 1 or more public schools. Arizona is not far behind with 34 for-profit EMOs. Florida (18), Ohio (14), and Pennsylvania (10) also have a sizeable number of EMOs operating one or more schools. After these states, the numbers of companies per state drop off considerably. The remaining 28 states with EMOs typically have between 1 and 8 for-profit EMOs operating within their borders.

While Figure 8 displays the number of companies in existence, Figure 9 displays the number of schools operated by for-profit EMOs per state. Michigan—once again—stands out as an exceptional case, with 181 schools operated by for-profit EMOs. Florida is second, with 150. Ohio is third with 107 for-profit EMO-operated schools. Arizona's EMOs have fewer schools on average. Therefore, while Arizona had nearly as many companies as Michigan, the total number of schools operated by for-profit EMOs is only 102. California, Colorado, and Missouri, New York, and Pennsylvania, all with between 14 and 21 schools



**Figure 8. Number of For-Profit EMOs Operating by State, 2010-2011**

operated by for-profit EMOs, round out the key states with for-profit EMO involvement. In the case of Pennsylvania, many of its EMO-operated schools are district (the School District of Philadelphia) rather than charter schools.

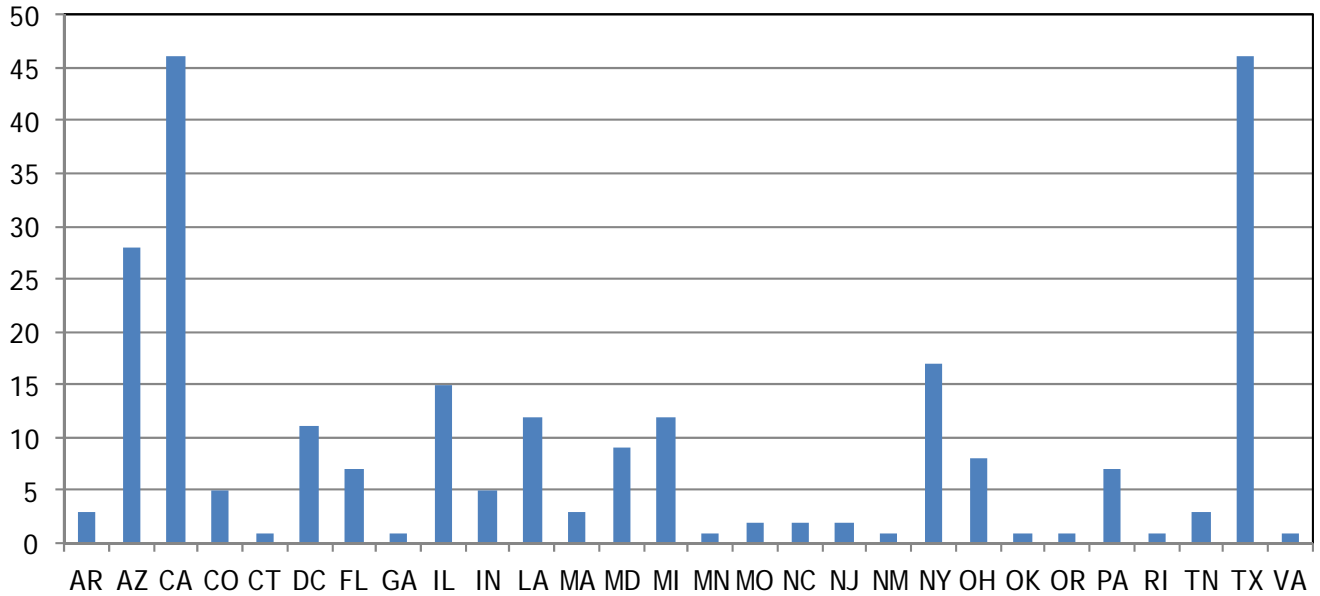


**Figure 9. Number of Schools Operated by For-Profit EMOs by State, 2010-2011**

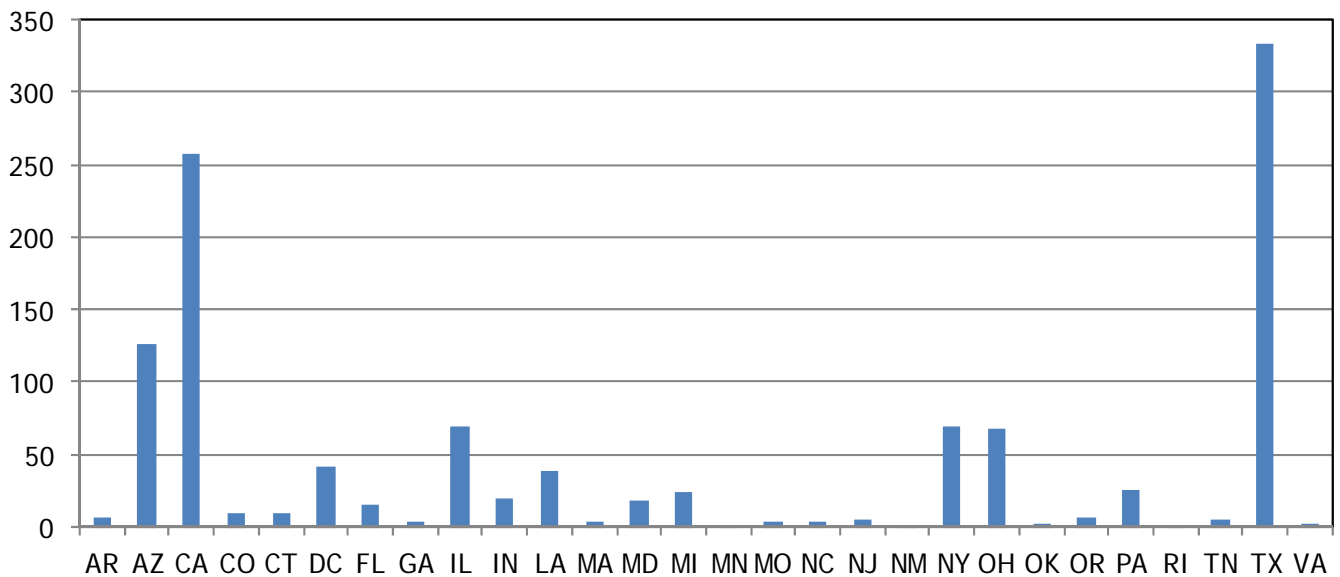
### *Nonprofit*

While Figure 10 displays the number of organizations in existence, Figure 11 displays the number of schools operated by nonprofit EMOs per state. Texas stands out, with 334 schools operated by nonprofit EMOs. California follows, with 258 schools operated by nonprofit EMOs. Arizona is a distant third, with 126 nonprofit EMO operated public schools. Illinois, Ohio, and New York, follow further behind, with 70, 70 and 68 schools, respectively managed by nonprofit EMOs. In terms of proportion of its charter schools

operated by nonprofit EMOs, Texas leads the way, followed by Illinois: Illinois has a smaller number of total charter schools than most states, but the proportion that are run by nonprofit EMOs is close to 60%.



**Figure 10. Number of Nonprofit EMOs Operating by State, 2010-2011**



**Figure 11. Number of Schools Operated by Nonprofit EMOs by State, 2010-2011**

## AYP Status/State School Performance Ratings

The current report is the second *Profiles* in which adequate yearly progress ratings and state-specific school performance ratings were included. This information was gathered using official state department of education sources. In some cases where data were not up to date or complete, however, we relied on the EMOs themselves to update this information.

While the AYP ratings provide an indicator of performance that can be applied across states, it is important to note that this is a relatively crude indicator of whether or not schools are meeting state standards. Those EMOs managing schools that target more disadvantaged populations are more likely to not make adequate yearly progress, while EMOs whose schools have college prep profiles or serve few disadvantaged students have a much better chance of making AYP. More specific results can often be obtained from state-specific assessment programs. As a point of comparison, it is estimated that only 52% of all public schools (district and charter schools) in the U.S. met AYP during the 2010-2011 school year.<sup>1</sup>

### *For-Profit EMOs*

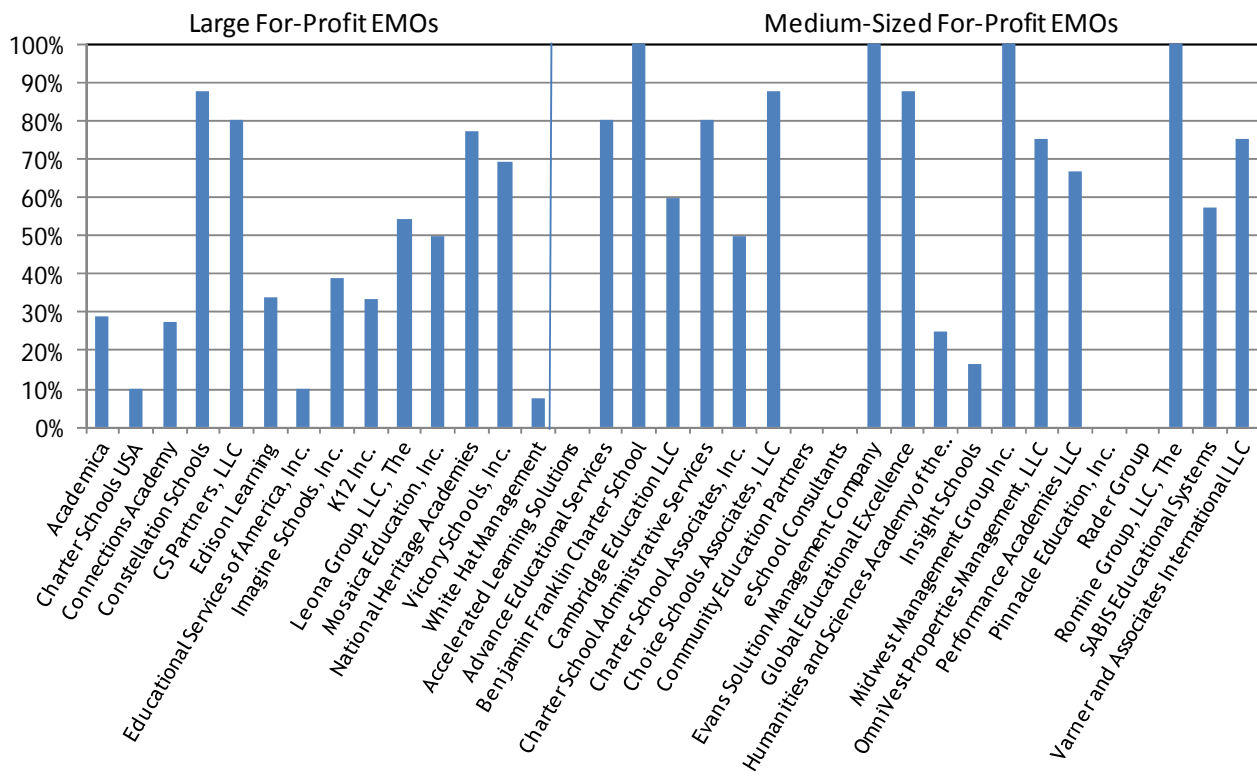
We were able to gather Adequate Yearly Progress (AYP) ratings for 677 of the 758 schools managed by for-profit EMOs (89.3%). Of the schools for which we were able to gather data on AYP status, just under half (48.2%) made AYP, while 51.8% of the schools did not. When AYP status was separated by EMO size, a clear pattern emerged. Small-sized EMOs had a significantly higher proportion of schools making AYP (62.5%) than did either medium-sized EMOs (58.1%), or large EMOs (43.1%).

The AYP ratings for virtual schools managed by EMOs were substantially weaker than the ratings for the brick-and-mortar schools. While only 27.4% of the virtual schools met AYP, 51.4% of the brick-and-mortar schools met AYP. In the previous year, 30% of the virtual schools met AYP. The 46 district schools managed by for-profit EMOs had slightly lower performance ratings (47.8% met AYP) relative to the charter schools operated by EMOs (53.5% met AYP).

Figure 12 illustrates the proportion of schools meeting AYP for each of the medium- and large-sized for-profit EMOs. Among the large-sized EMOs, those companies with the lowest proportion of schools meeting AYP are White Hat Management (7%), Charter Schools USA (10%), Educational Services of America Inc. (10%), Connections Academy (27%), Academica (29%), and K12 Inc. (33%). The large EMOs with the highest proportion of schools meeting AYP include Constellation Schools (87%), CS Partners LLC (80%), National Heritage Academies (77%), and Victory Schools (69%).

---

<sup>1</sup> Usher, A. (2011). *AYP Results for 2010-11*, Washington DC: Center for Education Policy. Retrieved December 16, 2011, from [http://www.cep-dc.org/cfcontent\\_file.cfm?Attachment=Usher\\_Report\\_AYP2010-2011\\_121511 .pdf](http://www.cep-dc.org/cfcontent_file.cfm?Attachment=Usher_Report_AYP2010-2011_121511.pdf).

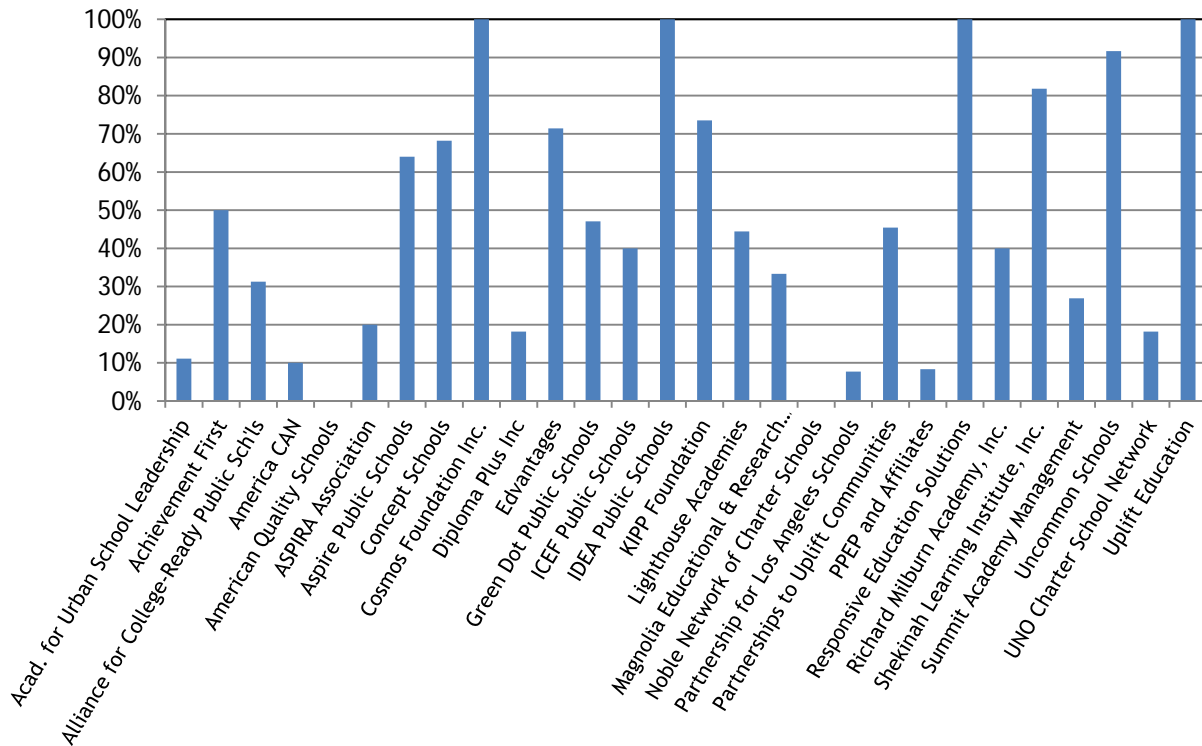


**Figure 12. Percentage of Schools Operated by For-Profit EMOs Meeting AYP – Large and Medium-Sized**

### Nonprofit

Among the large nonprofit EMOs, four of them had 100% of their schools meet AYP: Cosmos Foundation Inc., IDEA Public Schools, Responsive Education Solutions, and Uplift Education. Two of the nonprofit EMOs, American Quality Schools and Nobel Network of Charter Schools, had none of their schools perform well enough to meet AYP. Four other nonprofit EMOs had 11% or fewer of their schools meet AYP. As Figure 13 depicts, the results for the large nonprofit EMOs varied considerably.

In addition to AYP, we have also reported data from state-specific school ratings in this year's *Profiles* report. These state ratings vary considerably from state to state. Most often the state rating systems involve a letter grade assigned to schools. Because of the wide range of ratings available from state to state, it was impossible to run descriptive statistics on this data. For each school listed under each profiled EMO, it is possible to see both AYP



**Figure 13. Percentage of Schools Operated by Nonprofit EMOs Meeting AYP – Large-Sized**

status and, where available, state ratings (see Appendix B for a complete list of state rating sources). In terms of state-specific ratings, we were able to gather information on 619 of the 758 schools operated by for-profit EMOs (81.7%) and 647 of the 812 schools operated by nonprofit EMOs (82%).

### Description of the Appendices

The appendices contain important information that will be helpful in using the *Profiles* report. Below is a list of appendices and a brief description of each:

- **Appendix A** contains definitions of terms and notes that will be helpful in understanding the company summaries and profiles.
- **Appendix B** contains notes on state-level resources.
- **Appendix C** contains notes on for-profit EMO responses.
- **Appendix D** contains notes on nonprofit EMO responses.
- **Appendix E** contains a list of companies that are no longer profiled and the reason(s) why.
- **Appendix F** contains the methods for gathering and reporting all EMO-related data.





## LARGE FOR-PROFIT COMPANY SUMMARY

*Summary of For-Profit EMOs Managing 10 or More Schools, Listed Alphabetically by Company Name*

Company Name	Company Location	Public Schools Managed			Enrollment	States	Page
		Charter	District	Total			
<b>Academica</b>	Miami, FL	56	0	56	23,424	2: FL, TX	36
<b>Charter Schools USA</b>	Fort Lauderdale, FL	22	0	22	17,696	1: FL	39
<b>Connections Academy</b>	Baltimore, MD	11	3	14	20,403	13: AZ, CA, CO, ID, IN, MI, MN, NV, OH, OR, PA, SC, WI	40
<b>Constellation Schools</b>	Parma, OH	18	0	18	3,925	1: OH	41
<b>CS Partners, LLC</b>	Hartland, MI	13	0	13	3,626	1: MI	42
<b>Edison Learning</b>	New York, NY	33	16	49	28,863	17: CA, CO, GA, IA, IL, IN, LA, MD, MN, MO, NV, NY, OH, PA, SC, VA, WI	43
<b>Educational Services of America, Inc.</b>	Nashville, TN	9	1	10	805	3: AZ, MI, NC	46
<b>Imagine Schools, Inc.</b>	Arlington, VA	83	0	83	38,656	13: AZ, CA, CO, DC, FL, GA, IN, MD, MI, MO, NV, OH, PA	47
<b>K12 Inc.</b>	Herndon, VA	37	12	49	65,396	23: AK, AR, AZ, CA, CO, DC, HI, ID, IL, IN, KS, MA, MI, MN, NV, OH, OR, PA, SC, TX, UT, WA, WI	50
<b>Leona Group, LLC, The</b>	Phoenix, AZ	61	0	61	17,947	5: AZ, FL, IN, MI, OH	53
<b>Mosaica Education, Inc.</b>	New York, NY	32	1	33	10,520	9: AZ, CA, CO, DC, GA, IL, MI, OH, PA	56
<b>National Heritage Academies</b>	Grand Rapids, MI	67	0	67	42,503	8: CO, GA, IN, LA, MI, NC, NY, OH	57
<b>Victory Schools, Inc.</b>	New York, NY	14	1	15	5,829	2: IL, NY	60
<b>White Hat Management</b>	Akron, OH	45	1	46	15,245	6: AZ, CO, FL, MI, OH, PA	61
<b>Total Large For-Profit EMOs:</b>	<b>14</b>	<b>501</b>	<b>35</b>	<b>536</b>	<b>294,838</b>	<b>32</b>	

## MEDIUM-SIZE FOR-PROFIT COMPANY SUMMARY

*Summary of For-Profit EMOs Managing 4 to 9 Schools, Listed Alphabetically by Company Name*

Company Name	Company Location	Public Schools Managed			Enrollment	States	Page
		Charter	District	Total			
<b>Accelerated Learning Solutions</b>	Miramar, FL	5	0	5	1,628	1: FL	65
<b>Advance Educational Services</b>	Lansing, MI	5	0	5	1,143	1: MI	66
<b>Benjamin Franklin Charter School</b>	Gilbert, AZ	4	0	4	2,272	1: AZ	67
<b>Cambridge Education LLC</b>	Westwood, MA	0	6	6	3,067	1: VA	68
<b>Charter School Administrative Services</b>	Oak Park, MI	5	0	5	2,237	1: MI	69
<b>Charter School Associates, Inc.</b>	Sunrise, FL	7	0	7	2,565	1: FL	70
<b>Choice Schools Associates, LLC</b>	Grand Rapids, MI	8	0	8	2,565	1: MI	71
<b>Community Education Partners</b>	Nashville, TN	3	1	4	1,638	2: FL, VA	72
<b>eSchool Consultants</b>	Columbus, OH	4	0	4	2,022	1: OH	73
<b>Evans Solution Management Company</b>	Detroit, MI	6	0	6	392	1: MI	74
<b>Global Educational Excellence</b>	Ann Arbor, MI	9	0	9	3,003	2: MI, OH	75
<b>Humanities and Sciences Academy of the United States, Inc.</b>	Phoenix, Arizona	4	0	4	645	1: AZ	76
<b>Insight Schools</b>	Portland, OR	8	0	8	8,049	8: CA, CO, ID, KS, MN, OR, WA, WI	77
<b>Midwest Management Group Inc.</b>	Commerce Township, MI	5	0	5	1,962	1: MI	78
<b>OmniVest Properties Management, LLC</b>	Newtown, PA	8	0	8	3,843	1: PA	79
<b>Performance Academies LLC</b>	Columbus, Ohio	4	0	4	664	2: FL, OH	80
<b>Pinnacle Education, Inc.</b>	Tempe, AZ	5	0	5	1,016	1: AZ	81
<b>Rader Group</b>	Fort Walton Beach, FL	6	0	6	1,247	1: FL	82
<b>Romine Group, LLC, The</b>	Utica, MI	5	0	5	3,665	1: MI	83
<b>SABIS Educational Systems, INC.</b>	Eden Prairie, MN	9	0	9	6,735	6: AZ, GA, LA, MA, MI, OH	84
<b>Varner and Associates International LLC</b>	Lathrup Village, MI	4	0	4	2,727	1: MI	85
<b>Total Medium-Size For-Profit EMOs:</b>	<b>21</b>	<b>114</b>	<b>7</b>	<b>121</b>	<b>53,085</b>	<b>14</b>	

## SMALL FOR-PROFIT COMPANY SUMMARY

*Summary of For-Profit EMOs Managing 1 to 3 Schools, Listed Alphabetically by Company Name*

Company Name	Company Location	Public Schools Managed			Enrollment	States	Page
		Charter	District	Total			
<b>777 Educational Management Company</b>	Detroit, MI	2	0	2	195	1: MI	87
<b>A Childs View School Inc.</b>	Tucson, AZ	1	0	1	63	1: AZ	87
<b>Academic Leadership Services, L.P.</b>	Pittsburgh, PA	1	0	1	263	1: PA	88
<b>Accelerated Learning Center, Inc.</b>	Phoenix, AZ	1	0	1	225	1: AZ	88
<b>ACH of America, LLC</b>	Altamonte Springs, FL	3	0	3	380	1: FL	89
<b>Allen-Cochran Enterprises</b>	Chandler, AZ	1	0	1	327	1: AZ	89
<b>Altair Learning Management</b>	Columbus, OH	1	0	1	8,361	1: OH	90
<b>American Basic Schools, LLC</b>	Mesa, AZ	1	0	1	861	1: AZ	90
<b>American Institutional Management Services</b>	Dearborn, MI	1	0	1	501	1: MI	91
<b>Bardwell Group</b>	Redford, MI	2	0	2	1,124	1: MI	91
<b>Black Star Educational Management</b>	Detroit, MI	1	0	1	228	1: MI	92
<b>Bright Beginnings School, Inc.</b>	Chandler, AZ	1	0	1	433	1: AZ	92
<b>Bright Horizons Family Solutions LLC</b>	Watertown, MA	1	0	1	505	1: FL	93
<b>Carter, Reddy and Associates</b>	Southfield, MI	1	0	1	265	1: AR	93
<b>Champion Schools, Inc.</b>	Phoenix, AZ	1	0	1	266	1: AZ	94
<b>Charter School Management Inc.</b>	Chester, PA	1	0	1	2,734	1: PA	94
<b>Compass High School, Inc.</b>	Tucson, AZ	1	0	1	481	1: AZ	95
<b>Connections Between Cultures, Inc.</b>	Wichita Falls, TX	1	0	1	187	1: TX	95
<b>Cornerstone Charter School, Inc.</b>	Phoenix, AZ	1	0	1	166	1: AZ	96
<b>Country Gardens Educational Services, LLC</b>	Laveen, AZ	1	0	1	390	1: AZ	96
<b>Desert Springs Academy</b>	Tucson, AZ	1	0	1	143	1: AZ	97
<b>East Valley Academy</b>	Mesa, AZ	1	0	1	151	1: AZ	97
<b>Eastpointe High School, Inc.</b>	Tucson, AZ	1	0	1	189	1: AZ	98
<b>EdFutures, Inc.</b>	Carlsbad, CA	1	0	1	201	1: FL	98
<b>Edtec Central, LLC</b>	Ferndale, MI	3	0	3	481	1: MI	99
<b>Education Associates</b>	Holland, MI	1	0	1	847	1: MI	99
<b>Education Management and Networks</b>	Warren, MI	3	0	3	626	1: MI	100
<b>Educational Impact, Inc.</b>	Tucson, AZ	2	0	2	166	1: AZ	100
<b>Educators' Management Group</b>	Palm Bay, FL	2	0	2	368	1: FL	101
<b>Eduprize Schools, LLC</b>	Queen Creek, AZ	1	0	1	1,197	1: AZ	101
<b>GAR, LLC</b>	Tempe, AZ	1	0	1	127	1: AZ	102
<b>Global Partnership Schools, Inc</b>	New York, NY	0	2	2	2,035	2: CT, MD	102
<b>Hamadeh Educational Services, Inc.</b>	Dearborn, MI	3	0	3	2,183	1: MI	103

Company Name	Company Location	Public Schools Managed			Enrollment	States	Page
		Charter	District	Total			
Hanley-Harper Group, Inc	Harper Woods, MI	1	0	1	88	1: MI	103
Helicon Associates	Trenton, MI	3	0	3	732	1: MI	104
Heritage Academy, Inc.	Mesa, AZ	1	0	1	571	1: AZ	104
Innovative Teaching Solutions	Southfield, MI	3	0	3	1,972	1: MI	105
Lakeshore Educational Management, Inc.	Charlevoix, MI	3	0	3	654	1: MI	105
Legacy Traditional Charter School	Maricopa, AZ	3	0	3	2,339	1: AZ	106
LLL Licensing, Inc.	Pinellas Park, FL	2	0	2	205	1: FL	106
MJ Management Services Inc	Trenton, MI	1	0	1	269	1: MI	107
Montessori Charter School of Flagstaff, Inc.	Flagstaff, AZ	1	0	1	281	1: AZ	107
Montessori Schoolhouse of Tucson, Inc.	Tucson, AZ	2	0	2	91	1: AZ	108
NetPrep, LLC	Detroit, MI	1	0	1	100	1: MI	108
Newpoint Education Partners	Panama City, FL	3	0	3	613	1: FL	109
O.P. Twelve, Inc.	Clinton Twp, MI	1	0	1	212	1: MI	109
Peak Performance	Detroit, MI	1	0	1	94	1: MI	110
Pearson Education	Upper Saddle River, NJ	0	2	2	403	1: VA	110
Prep Net LLC	Grand Rapids, MI	1	0	1	320	1: MI	111
Rose Management Group	Tucson, AZ	3	0	3	1,042	1: AZ	111
Schoolhouse Services and Staffing, Inc.	Detroit, MI	3	0	3	1,153	1: MI	112
Self Development Charter School	Mesa, AZ	1	0	1	357	1: AZ	112
Smart Schools Management	Traverse City, MI	1	0	1	1,159	1: MI	113
Solid Rock Management Company	Detroit, MI	3	0	3	1,231	1: MI	113
Southern Arizona Community Academy, Inc.	Tucson, AZ	1	0	1	193	1: AZ	114
Summit Management Consulting	Kimball, MI	1	0	1	955	1: MI	114
Superior Management Corporation	Clearwater, FL	3	0	3	894	1: FL	115
Synergy Training Solutions	St. Clair Shores, MI	2	0	2	230	1: MI	115
TAG Elementary, Inc.	Tucson, AZ	1	0	1	240	1: AZ	116
Technical Academy Group LLC	Dearborn, MI	1	0	1	1,242	1: MI	116
Three Cord Inc.	York, PA	1	0	1	522	1: PA	117
Transitions Consultants LLC	Southfield, MI	2	0	2	742	1: MI	117
Visions Education Development Consortium LLC	Southfield, MI	2	0	2	925	1: MI	118
Youth and Family Centered Services	Austin, TX	1	0	1	87	1: FL	118
<b>Total Small For-Profit EMOs:</b>	<b>64</b>	<b>97</b>	<b>4</b>	<b>101</b>	<b>46,585</b>	<b>10</b>	
<b>Total For-Profit EMOs:</b>	<b>99</b>	<b>712</b>	<b>46</b>	<b>758</b>	<b>394,508</b>	<b>33</b>	

## LARGE NONPROFIT COMPANY SUMMARY

*Summary of Nonprofit EMOs Managing 10 or More Schools, Listed Alphabetically by Company Name*

Company Name	Company Location	Public Schools Managed			Enrollment	States	Page
		Charter	District	Total			
<b>Academy for Urban School Leadership</b>	Chicago, IL	0	19	19	9,843	1: IL	120
<b>Achievement First</b>	New Haven, CT	20	0	20	5,293	2: CT, NY	121
<b>Alliance for College-Ready Public Schools</b>	Los Angeles, CA	18	0	18	6,873	1: CA	122
<b>America CAN</b>	Dallas, TX	10	0	10	3,736	1: TX	123
<b>American Quality Schools</b>	Chicago, IL	13	0	13	7,576	2: IL, IN	124
<b>ASPIRA Association</b>	Washington, DC	10	0	10	4,642	3: FL, IL, PA	125
<b>Aspire Public Schools</b>	Oakland, CA	30	0	30	9,816	1: CA	126
<b>Concept Schools</b>	Des Plaines, IL	25	0	25	8,384	6: IL, IL , IN, MI, MO, OH	127
<b>Cosmos Foundation Inc.</b>	Houston, TX	33	0	33	16,711	1: TX	128
<b>Diploma Plus Inc</b>	Boston, MA	6	10	16	3,210	6: CA, MA, MD, NY, RI, TN	129
<b>Edvantages</b>	Columbus, OH	10	0	10	2,132	1: OH	130
<b>Green Dot Public Schools</b>	Los Angeles, CA	18	0	18	8,943	2: CA, NY	131
<b>ICEF Public Schools</b>	Los Angeles, CA	15	0	15	4,473	1: CA	132
<b>IDEA Public Schools</b>	Weslaco, TX	16	0	16	6,855	1: TX	133
<b>KIPP Foundation</b>	San Francisco, CA	102	0	102	28,261	22: AR, CA, CO, DC, FL, GA, IL, IL , IN, LA, MA, MD, MN, MO, NC, NJ, NY, OH, OK, PA, TN, TX	134
<b>Lighthouse Academies</b>	Framington, MA	12	0	12	4,469	5: AR, DC, IL, IN, NY	138
<b>Magnolia Educational &amp; Research Foundation</b>	Westminster, CA	13	0	13	2,616	1: CA	139
<b>Noble Network of Charter Schools</b>	Chicago, IL	10	0	10	5,330	1: IL	140
<b>Partnership for Los Angeles Schools</b>	Los Angeles, CA	0	21	21	18,815	1: CA	141
<b>Partnerships to Uplift Communities</b>	Burbank, CA	13	0	13	3,933	2: CA, MI	142
<b>PPEP and Affiliates</b>	Tucson, AZ	12	0	12	5,554	1: AZ	143
<b>Responsive Education Solutions</b>	Lewisville, TX	38	0	38	7,324	1: TX	144
<b>Richard Milburn Academy, Inc.</b>	Woodbridge, VA	13	0	13	2,518	2: FL, TX	145
<b>Shekinah Learning Institute, Inc.</b>	Converse, TX	15	0	15	1,989	1: TX	146
<b>Summit Academy Management</b>	Akron, OH	26	0	26	2,186	1: OH	147
<b>Uncommon Schools</b>	New York, NY	16	0	16	5,568	3: MA, NJ, NY	148
<b>UNO Charter School Network</b>	Chicago, IL	13	0	13	5,404	2: IL, LA	149
<b>Uplift Education</b>	Irving, TX	17	0	17	4,681	1: TX	150
<b>Total Large Nonprofit EMOs:</b>	<b>28</b>	<b>524</b>	<b>50</b>	<b>574</b>	<b>197,135</b>	<b>26</b>	

## MEDIUM-SIZE NONPROFIT COMPANY SUMMARY

*Summary of Nonprofit EMOs Managing 4 to 9 Schools, Listed Alphabetically by Company Name*

Company Name	Company Location	Public Schools Managed			Enrollment	States	Page
		Charter	District	Total			
<b>Advance Baton Rouge, Inc.</b>	Baton Rouge, LA	5	0	5	1,616	1: LA	152
<b>Algiers Charter School Association</b>	New Orleans, LA	9	0	9	4,014	1: LA	153
<b>Baltimore Curriculum Project</b>	Baltimore, MD	5	0	5	2,054	1: MD	154
<b>Breakthrough Charter Schools</b>	Cleveland, OH	4	0	4	1,331	1: OH	155
<b>California Montessori Project</b>	Carmichael, CA	4	0	4	1,658	1: CA	156
<b>Camino Nuevo Charter Academy</b>	Los Angeles, CA	4	0	4	1,916	1: CA	157
<b>Career Success Schools</b>	Phoenix, AZ	7	0	7	1,148	1: AZ	158
<b>Celerity Educational Group</b>	Los Angeles, CA	4	0	4	1,575	1: CA	159
<b>Center City Public Charter School</b>	Washington, DC	6	0	6	659	1: DC	160
<b>Center for Academic Success, Inc.</b>	Sierra Vista, AZ	5	0	5	982	1: AZ	161
<b>Choice Education and Development Corporation</b>	Mesa, AZ	9	0	9	1,771	1: AZ	162
<b>Daisy Education Corporation</b>	Tucson, AZ	7	0	7	2,227	1: AZ	163
<b>EdKey</b>	Mesa, AZ	6	0	6	1,322	1: AZ	164
<b>Educational Leadership, Inc.</b>	Houston, TX	7	0	7	3,867	1: TX	165
<b>Educational Resource Center, Inc.</b>	San Antonio, TX	6	1	7	746	1: TX	166
<b>Envision Schools</b>	Oakland, CA	4	0	4	1,287	1: CA	167
<b>Excel Academy</b>	East Boston, MA	4	0	4	487	1: TX	168
<b>Expectations of Educational Excellence</b>	Los Angeles, CA	6	0	6	1,385	1: CA	169
<b>Faith Family Kids, Inc.</b>	DeSoto, TX	6	0	6	1,551	1: TX	170
<b>Friends of Bedford</b>	Washington, DC	0	5	5	3,014	2: DC, NY	171
<b>Friendship Public Charter School</b>	Washington DC,	7	1	8	3,390	2: DC, MD	172
<b>Gateway Community Charters</b>	McClellan, CA	6	0	6	3,459	1: CA	173
<b>GEO Foundation</b>	Indianapolis, Indiana	4	0	4	1,280	2: CO, IN	174
<b>Great Hearts Academies</b>	Phoenix, AZ	8	0	8	2,974	1: AZ	175
<b>High Tech High</b>	San Diego, CA	8	0	8	3,457	1: CA	176
<b>Honors Academy</b>	Farmers Branch, TX	8	0	8	1,216	2: NC, TX	177
<b>Institute of Management and Resources, Inc.</b>	Dayton, OH	4	0	4	991	1: OH	178
<b>Jubilee Academic Center, Inc.</b>	San Antonio, TX	5	0	5	916	1: TX	179
<b>King/Chavez Public Schools</b>	San Diego, CA	6	0	6	1,661	1: CA	180
<b>Kingman Academy Of Learning</b>	Kingman, AZ	4	0	4	1,466	1: AZ	181
<b>LEAD Charter Schools</b>	Gilbert, AZ	5	0	5	872	1: AZ	182

Company Name	Company Location	Public Schools Managed			Enrollment	States	Page
		Charter	District	Total			
<b>Leadership Public Schools</b>	Oakland, CA	4	0	4	1,426	1: CA	183
<b>Learning Matters Educational Group</b>	Glendale, AZ	8	0	8	1,357	2: AZ, CA	184
<b>Life School</b>	Lancaster, TX	4	0	4	3,705	1: TX	185
<b>Mastery Charter Schools</b>	Philadelphia, PA	7	0	7	4,193	1: PA	186
<b>Mastery Learning Institute</b>	Portland, OR	6	0	6	968	1: OR	187
<b>Neighborhood Centers Inc.</b>	Bellaire, TX	3	1	4	1,752	1: TX	188
<b>New America Schools</b>	Denver, CO	4	0	4	1,510	2: CO, NM	189
<b>New Urban Learning</b>	Detroit, MI	6	0	6	2,947	1: MI	190
<b>Omega Schools</b>	Glendale, AZ	6	0	6	437	1: AZ	191
<b>One Stop Multiservice Charter School</b>	Edinburg, TX	6	0	6	662	1: TX	192
<b>Options for Youth Inc</b>	Hesperia, CA	7	0	7	8,308	1: CA	193
<b>Orenda Education</b>	Georgetown, TX	4	1	5	395	1: TX	194
<b>Perspectives Charter Schools</b>	Chicago, IL	5	0	5	2,225	1: IL	195
<b>Propel Schools</b>	Pittsburgh, PA	4	0	4	1,720	1: PA	196
<b>Raul Yzaguirre School for Success</b>	Houston, TX	4	0	4	1,252	1: TX	197
<b>Riverwalk Education Foundation, Inc.</b>	San Antonio, TX	4	0	4	1,487	1: TX	198
<b>Rylie Family Faith Academy</b>	Dallas, TX	4	1	5	3,415	1: TX	199
<b>Salvaging Teens at Risk, Inc.</b>	Little Elm, TX	5	0	5	666	1: TX	200
<b>School of Excellence in Education</b>	San Antonio, TX	7	0	7	1,543	1: TX	201
<b>Skyline Schools, Inc.</b>	Peoria, AZ	5	0	5	557	1: AZ	202
<b>Southwest Winners Foundation, Inc.</b>	San Antonio, TX	4	0	4	772	1: TX	203
<b>Student Alternatives Program Inc.</b>	San Antonio, TX	8	1	9	1,573	1: TX	204
<b>Success Charter Network</b>	New York, NY	7	0	7	2,385	1: NY	205
<b>Tekoa Academy of Accelerated Studies</b>	Port Arthur, TX -	4	0	4	493	1: TX	206
<b>The Charter Foundation, Inc.</b>	Tucson, AZ	4	0	4	778	1: AZ	207
<b>The Community Academy Public Charter School</b>	Washington, DC	6	0	6	655	1: DC	208
<b>Trinity Charter Schools</b>	Austin, TX,	5	0	5	298	1: TX	209
<b>Tucson International Academy, Inc.</b>	Tucson, AZ	4	0	4	366	1: AZ	210
<b>Universal Companies, Inc.</b>	Philadelphia, PA	3	1	4	2,064	1: PA	211
<b>Winfree Academy Charter Schools</b>	Irving, TX	6	0	6	1,586	1: TX	212
<b>YES Prep Public Schools</b>	Houston, TX	8	0	8	4,286	1: TX	213
<b>Total Medium Nonprofit EMOs:</b>	<b>62</b>	<b>335</b>	<b>12</b>	<b>347</b>	<b>112,073</b>	<b>16</b>	

## SMALL NONPROFIT COMPANY SUMMARY

*Summary of Nonprofit EMOs Managing 1 to 3 Schools, Listed Alphabetically by Company Name*

Company Name	Company Location	Public Schools Managed			Enrollment	States	Page
		Charter	District	Total			
<b>100 Black Men Capitol Charter Initiative</b>	Baton Rouge, LA	2	0	2	318	1: LA	215
<b>Academies of Excellence, Inc.</b>	Bunnell, FL	2	0	2	492	1: FL	215
<b>Academy of Excellence, Inc.</b>	Phoenix, AZ	2	0	2	164	1: AZ	216
<b>Academy of Tucson Inc.</b>	Tucson, AZ	3	0	3	674	1: AZ	216
<b>Advocacy for the Arts and Technology in New Orleans, Inc</b>	New Orleans, LA	1	0	1	223	1: LA	217
<b>Albert Einstein Academy</b>	San Diego, CA	2	0	2	761	1: CA	217
<b>Allsport Enterprises, Inc</b>	Tucson, AZ	1	0	1	53	1: AZ	218
<b>American Indian Public Charter School</b>	Oakland CA	3	0	3	493	1: CA	218
<b>Arizona Academy of Leadership, Inc.</b>	Tucson, AZ	2	0	2	315	1: AZ	219
<b>Arizona Agribusiness and Equine Center, Inc.</b>	Phoenix, AZ	3	0	3	786	1: AZ	219
<b>Arizona Community Development Corporation</b>	Tucson, AZ	2	0	2	1,480	1: AZ	220
<b>Ascend Learning, Inc</b>	Brooklyn, NY	3	0	3	1,003	1: NY	220
<b>Association for Development of Academic Excellence</b>	Houston, TX	3	0	3	799	1: TX	221
<b>BASIS School, Inc.</b>	Scottsdale, AZ	3	0	3	1,863	1: AZ	221
<b>Bay Area Charter School, Inc.</b>	League City, TX	3	0	3	367	1: TX	222
<b>Beacon Education Network</b>	Watsonville, CA	1	0	1	246	1: CA	222
<b>Beginning with Children Foundation</b>	New York, NY	2	0	2	748	1: NY	223
<b>Believe High School Network</b>	Brooklyn, NY	2	0	2	400	1: NY	223
<b>Betty Shabazz International Charter School</b>	Chicago, IL	3	0	3	1,012	1: IL	224
<b>Blueprint Education</b>	Glendale, AZ	3	0	3	279	1: AZ	224
<b>Bright Star Schools</b>	Los Angeles, CA	2	0	2	751	1: CA	225
<b>Brighter Choice Charter Schools</b>	Albany, NY	2	0	2	467	1: NY	225
<b>Buckeye On-line School for Success</b>	East Liverpool, OH	1	0	1	1,624	1: OH	226
<b>CAFA, Inc.</b>	Gilbert, AZ	3	0	3	603	1: AZ	226
<b>Calvin Nelms Charter Schools</b>	Katy, TX	3	0	3	260	1: TX	227
<b>Catalyst Schools</b>	Chicago, IL	2	0	2	1,008	1: IL	227
<b>César Chávez Public Charter Schools</b>	Washington, DC	3	0	3	703	1: DC	228
<b>Cesar Chavez School Network</b>	Pueblo, CO	3	0	3	1,642	1: CO	228
<b>City Neighbors, Inc</b>	Baltimore, MD	3	0	3	344	1: MD	229
<b>Civicorps Schools</b>	Oakland, CA	3	0	3	257	1: CA	229
<b>Civitas Schools</b>	Chicago, IL	3	0	3	2,148	1: IL	230
<b>Community &amp; Economic Development Organization of Gadsden County, Inc.</b>	Quincy, FL	1	0	1	284	1: FL	230
<b>Community Learning Center Schools Inc</b>	Alameda, CA	2	0	2	613	1: CA	231
<b>CORE (Community Options for Resources in Education)</b>	Marysville, CA	2	0	2	753	1: CA	231
<b>Creative Urban Education, Inc.</b>	Detroit, MI	1	0	1	574	1: MI	232



Company Name	Company Location	Public Schools Managed			Enrollment	States	Page
		Charter	District	Total			
<b>DC Prep</b>	Washington, DC	3	0	3	486	1: DC	232
<b>Democracy Prep Public Schools</b>	New York, NY	1	0	1	583	1: NY	233
<b>Democratic Schools Research Incorporated</b>	Bryan, TX	3	0	3	411	1: TX	233
<b>Democratic Schools Research Institute</b>	San Antonio, TX	2	0	2	396	1: TX	234
<b>East Baltimore Development Corporation</b>	Baltimore MD	0	1	1	131	1: MD	234
<b>East Waco Innovative School Development, Inc.</b>	Waco, TX	3	0	3	387	1: TX	235
<b>Edsys, Inc.</b>	Pittsburgh, PA	1	0	1	574	1: PA	235
<b>Education for Change</b>	Oakland, CA	3	0	3	1,169	1: CA	236
<b>EightCAP Inc.</b>	Greenville, MI	1	0	1	180	1: MI	236
<b>Environmental Charter Schools</b>	Lawndale, CA	2	0	2	587	1: CA	237
<b>Envision Schools Colorado</b>	Denver, CO -	1	0	1	357	1: CO	237
<b>Espiritu Community Development Corporation</b>	Phoenix, AZ	3	0	3	729	1: AZ	238
<b>eStem Public Charter Schools, Inc.</b>	Little Rock, AR	3	0	3	931	1: AR	238
<b>Explore Schools, Inc</b>	Brooklyn, NY	2	0	2	632	1: NY	239
<b>FirstLine Schools, Inc</b>	New Orleans, LA	3	0	3	1,205	1: LA	239
<b>Five Key Charter Schools, Inc.</b>	San Francisco, CA	3	0	3	642	1: CA	240
<b>Foundation for Behavioral Resources</b>	Augusta, MI	2	0	2	449	1: MI	240
<b>Galapagos Charter</b>	Chicago, IL	2	0	2	563	1: IL	241
<b>Golden Rule Schools Inc.</b>	Dallas, TX	3	0	3	864	1: TX	241
<b>Golden Valley Charter Schools Inc</b>	Ventura, CA	3	0	3	1,003	1: CA	242
<b>Gulf Coast Council of Laraza, Inc.</b>	Corpus Christi, TX	3	0	3	260	1: TX	242
<b>Harlem Village Academies</b>	New York, NY	2	0	2	578	1: NY	243
<b>High Desert Partnership in Academic Excellence</b>	Apple Valley, CA	2	0	2	1,800	1: CA	243
<b>Hyde Leadership Schools</b>	Washington, DC	2	0	2	849	1: NY	244
<b>Innovative Education Management, Inc.</b>	Placerville, CA	2	0	2	3,697	1: CA	244
<b>ISUS International</b>	Dayton, OH	3	0	3	157	1: OH	245
<b>L. Lowell Byrd Memorial Education and Community Dev. Cor.</b>	Missouri City, TX	3	0	3	387	1: TX	245
<b>Lagniappe Academies of New Orleans</b>	New Orleans, LA	1	0	1	61	1: LA	246
<b>Living Classrooms Foundation</b>	Baltimore, MD	1	1	2	464	1: MD	246
<b>Metro Charter Academy</b>	Arlington, TX	3	0	3	376	1: TX	247
<b>Midland Charter Initiative</b>	Midland, MI	1	0	1	250	1: MI	247
<b>Nataki Talibah Schoolhouse</b>	Detroit, MI	1	0	1	446	1: MI	248
<b>National University Charter Academy</b>	La Jolla, CA	3	0	3	560	1: CA	248
<b>New City Public Schools</b>	Long Beach, CA	2	0	2	604	1: CA	249
<b>New Frontiers Charter School, Inc.</b>	San Antonio, TX	3	0	3	616	1: TX	249
<b>New Visions Academy, Inc.</b>	Cottonwood, AZ	3	0	3	97	1: AZ	250

Company Name	Company Location	Public Schools Managed			Enrollment	States	Page
		Charter	District	Total			
<b>NOLA 180</b>	New Orleans, LA	1	0	1	597	1: LA	250
<b>Panola Charter School</b>	Carthage, TX	3	0	3	157	1: TX	251
<b>Para Los Ninos</b>	Los Angeles, CA	3	0	3	743	1: CA	251
<b>Pelican Educational Foundation</b>	New Orleans, LA	2	0	2	1,038	1: LA	252
<b>Pointe Educational Services</b>	Glendale, AZ	3	0	3	1,445	1: AZ	252
<b>Por Vida, Inc.</b>	San Antonio, TX	3	0	3	344	1: TX	253
<b>Public Preparatory Network, Inc</b>	New York, NY	1	0	1	202	1: NY	253
<b>Quest, Inc</b>	Orlando, FL	1	0	1	52	1: FL	254
<b>REAL Journey Academies</b>	San Bernardino, CA	1	0	1	252	1: CA	254
<b>ReNew Schools Inc</b>	New Orleans, LA	2	0	2	1,218	1: LA	255
<b>Roads Education Organization</b>	Chico, CA	3	0	3	72	1: CA	255
<b>Rocketship Education</b>	Palo Alto, CA	3	0	3	1,346	1: CA	256
<b>Scholar Academies</b>	Philadelphia PA	3	0	3	1,369	2: DC, PA	256
<b>See Forever Foundation</b>	Washington, DC	3	0	3	270	1: DC	257
<b>Semillas Sociedad Civil</b>	Los Angeles, CA	2	0	2	476	1: CA	257
<b>South Texas Education Technologies, Inc.</b>	Weslaco, TX	3	0	3	770	1: TX	258
<b>St. HOPE Public Schools</b>	Sacramento, CA	2	0	2	1,341	1: CA	258
<b>StarShine Academy</b>	Phoenix, AZ	3	0	3	219	1: AZ	259
<b>SVRC Industries, Inc.</b>	Saginaw, MI	2	0	2	232	1: MI	259
<b>Talent Development of John Hopkins University</b>	Baltimore, MD	0	3	3	2,170	2: MD, VA	260
<b>TechEdventures</b>	Lauderdale Lakes, FL	2	0	2	619	1: FL	260
<b>Texas Boys Choir</b>	Fort Worth, TX	3	0	3	634	1: TX	261
<b>The Accelerated School</b>	Los Angeles, CA	3	0	3	1,332	1: CA	261
<b>The Choice Foundation</b>	New Orleans, LA	2	0	2	1,194	1: LA	262
<b>The Edge School Inc.</b>	Tucson, AZ	3	0	3	244	1: AZ	262
<b>The Influence 1 Foundation</b>	Memphis, TN	2	0	2	484	1: TN	263
<b>The Learner-Centered School, Inc.</b>	Antioch, CA	2	0	2	353	1: CA	263
<b>The Rocklin Academy</b>	Rocklin, CA	3	0	3	785	1: CA	264
<b>The SEED Foundation</b>	Washington, DC	1	1	2	370	2: DC, MD	264
<b>Three Pillars ESP</b>	Detroit, MI	2	0	2	883	1: MI	265
<b>Tracy Learning Center</b>	Tracy, CA	3	0	3	1,107	1: CA	265
<b>Two Dimensions Preparatory Academy, Inc.</b>	Houston, TX	3	0	3	536	1: TX	266
<b>Value Schools</b>	Los Angeles, CA	2	0	2	834	1: CA	266
<b>Varnett Schools, Inc.</b>	Houston, TX	3	0	3	1,667	1: TX	267
<b>Woodbridge Management &amp; Education Services</b>	Big Rapids, MI	3	0	3	905	1: MI	267
<b>Youth Visions Solutions</b>	Detroit, MI	3	0	3	744	1: MI	268
<b>Total Small Nonprofit EMOs:</b>	<b>107</b>	<b>243</b>	<b>6</b>	<b>249</b>	<b>74,992</b>	<b>16</b>	
<b>Total Nonprofit EMOs:</b>	<b>197</b>	<b>1102</b>	<b>68</b>	<b>1170</b>	<b>384,200</b>	<b>29</b>	

# **Large For-Profit Education Management Organizations**

Sorted in Alphabetical Order

**Address** 6340 Sunset Drive  
Miami, FL 33143

**Telephone and Fax**  
Phone 305-669-2906  
Fax 305-669-4390

**Website and e-mail**  
www.academicaschools.com  
through website

**Year Founded**  
1999

School Name	City	State	Year Founded	2010	Grades Served		Charter School	Virtual School	Made AYP	State Rating
				Enrollment	From	To				
Ben Gamla Charter School	Hollywood	FL	2007	574	k	8	CHARTER	No	No	A
Ben Gamla South Broward	Sunrise	FL	2009	225	k	6	CHARTER	No	No	C
Brooks Academy of Science and Engineering	San Antonio	TX	2006	638	6	12	CHARTER	No	Yes	Academically acceptable
City of Hialeah Educational Academy	Hialeah	FL	2008	330	9	11	CHARTER	No	Yes	A
Doral Academy Charter High School	Doral	FL	2001	986	9	12	CHARTER	No	Yes	
Doral Academy Charter Middle School	Miami	FL	2003	1000	6	8	CHARTER	No	No	A
Doral Academy Elementary	Doral	FL	1999	771	k	5	CHARTER	No	Yes	A
Doral Performing Arts and Entertainment Academy	Doral	FL	2005	92	9	11	CHARTER	No	No	A
Excelsior Language Academy of Hialeah	Hialeah	FL	2008	584	k	8	CHARTER	No	No	B
Integrated Science and Asian Culture Academy	South Miami	FL	2009	25	1	1	CHARTER	No		
International Studies Charter High School	Miami	FL	2004	357	9	12	CHARTER	No	No	
International Studies Charter Middle School	Miami	FL	2009	184	6	8	CHARTER	No	No	A
Mater Academy	Hialeah Gardens	FL	1997	738	k	5	CHARTER	No		I
Mater Academy Charter High	Hialeah Gardens	FL	2002	1461	9	12	CHARTER	No	No	
Mater Academy Charter Middle	Hialeah Gardens	FL	2003	1322	6	8	CHARTER	No	No	A
Mater Academy East Charter	Miami	FL	2002	545	k	5	CHARTER	No	No	A
Mater Academy East Charter High	Miami	FL	2007	248	9	12	CHARTER	No	No	
Mater Academy High School of International Studies	Miami	FL	2008	60	9	11	CHARTER	No	No	
Mater Academy Lakes High School	Hialeah	FL	2006	595	9	12	CHARTER	No	No	
Mater Academy Lakes Middle School	Hialeah	FL	2006	524	6	8	CHARTER	No	No	A
Mater Academy Middle School of International Studies	Miami	FL	2008	111	6	8	CHARTER	No	No	A
Mater Academy of International Studies	Miami	FL	2008	382	k	5	CHARTER	No	No	C
Mater East Academy Middle School	Miami	FL	2005	328	6	8	CHARTER	No	No	C
Mater Gardens Academy	Hialeah	FL	2006	547	k	5	CHARTER	No	No	A
Mater Gardens Academy Middle School	Hialeah	FL	2003	91	6	8	CHARTER	No	No	B
Mater Performing Arts & Entertainment Academy	Hialeah Gardens	FL	2005	177	9	10	CHARTER	No	Yes	A
Miami Children's Museum Charter School	Miami	FL	2004	243	k	4	CHARTER	No	No	
Palm Bay Municipal Charter High School	Palm Bay	FL	2009	43	9	10	CHARTER	No	No	
Pinecrest Academy (South Campus)	Miami	FL	2006	750	k	5	CHARTER	No	Yes	A
Pinecrest Academy Charter High School	Miami	FL	2008	159	9	10	CHARTER	No	No	B
Pinecrest Academy Charter Middle School	Miami	FL	2003	826	6	8	CHARTER	No	No	A
Pinecrest Preparatory Academy	Miami	FL	2001	650	k	5	CHARTER	No	Yes	A
Somerset (City) Arts Academy	Homestead	FL	2008	210	k	5	CHARTER	No	No	A
Somerset Academy	Pembroke Pines	FL	2000	862	k	5	CHARTER	No	No	A
Somerset Academy (Country Palms)	Miami	FL	2008	9	6	6	CHARTER	No		
Somerset Academy (Silver Palms)	Homestead	FL	2007	953	k	8	CHARTER	No	No	B
Somerset Academy Charter	Miami	FL	2004	527	k	5	CHARTER	No	Yes	A

**Address** 6340 Sunset Drive  
Miami, FL 33143

**Telephone and Fax**  
Phone 305-669-2906  
Fax 305-669-4390

**Website and e-mail**  
www.academicaschools.com  
through website

**Year Founded**  
1999

School Name	City	State	Year Founded	2010 Enrollment	Grade Levels Served From	Grade Levels Served To	Charter School	Virtual School	Made AYP	State Rating
Somerset Academy Charter Elementary School	Homestead	FL	2009	292	k	5	CHARTER	No	Yes	A
Somerset Academy Charter High	Pembroke Pines	FL	2002	712	9	12	CHARTER	No	No	
Somerset Academy Charter High School Dade	Homestead	FL	2004	289	9	12	CHARTER	No	No	
Somerset Academy Charter Middle School	Miami	FL	2008	105	6	8	CHARTER	No		
Somerset Academy Charter Middle School '	Homestead	FL	2008	105	6	8	CHARTER	No	No	A
Somerset Academy Charter Middle School Dade	Miami	FL	2004	174	6	8	CHARTER	No	No	A
Somerset Academy Charter Middle School South Miami	South Miami	FL	2009	74	6	8	CHARTER	No	Yes	A
Somerset Academy Davie Charter	Davie	FL	2003	140	k	5	CHARTER	No	Yes	A
Somerset Academy East Preparatory	Miramar	FL	2009	236	k	5	CHARTER	No	No	A
Somerset Academy Elementary (Miramar Campus)	Miramar	FL	2006	693	k	5	CHARTER	No	Yes	A
Somerset Academy Elementary School South Miami	South Miami	FL	2009	426	k	5	CHARTER	No	Yes	A
Somerset Academy Middle (Miramar Campus)	Miramar	FL	2006	395	6	8	CHARTER	No	Yes	A
Somerset Academy Middle School	Pembroke Pines	FL	2000	802	6	8	CHARTER	No	No	A
Somerset Academy South Campus High School	Homestead	FL	1997	17	10	11	CHARTER	No		
Somerset Academy Wilton Manors (Somerset Academy Village)	Wilton Manors	FL	2010	305	k	5	CHARTER	No		
Somerset Academy Wilton Manors Middle (Somerset Academy Village)	Wilton Manors	FL	2010	99	6	7	CHARTER	No		
Somerset Arts Conservatory	Pembroke Pines	FL	2006	78	9	12	CHARTER	No	No	
Somerset Neighborhood School	Wilton Manors	FL	1997	77	k	k	CHARTER	No		
The Theodore R. and Thelma A. Gibson Charter School	Miami	FL	2003	278	k	8	CHARTER	No	No	D
<b>Total Number of Schools in 2010-2011= 56</b>				<b>Number of States= 2</b>		<b>Total Enrollment= 23,424</b>		<b>Percent of Schools Making AYP= 29.2%</b>		

# Academica

**Large Company: Managing 10 or More Schools**

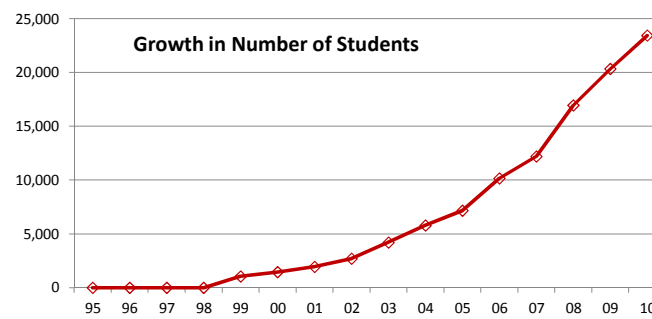
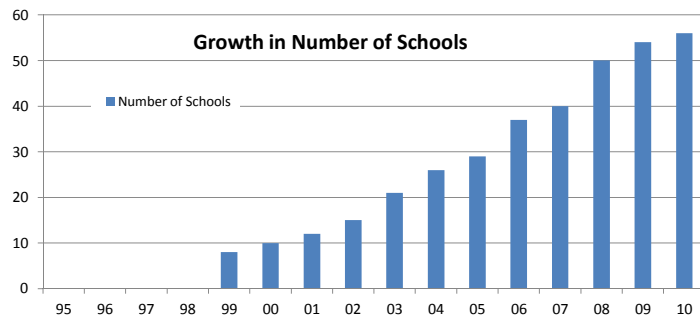
2010-11

**Address**  
6340 Sunset Drive  
Miami, FL 33143

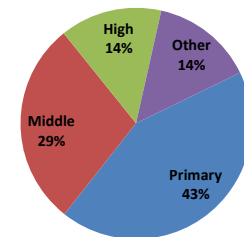
**Telephone and Fax**  
Phone 305-669-2906  
Fax 305-669-4390

**Website and e-mail**  
www.academicaschools.com  
through website

**Year Founded**  
1999



**Distribution of Schools by Level**



**Notes:**

- a. Data for 1995 to 2009 are estimates for student growth based on the number of schools operating in those years
- b. 2010 refers to the 2010-2011 school year

Discontinued School Name	Reason No Longer Profiled
Odyssey Charter School	No longer listed on EMO website
North Davis Preparatory Academy	No longer listed on EMO website
North Star Academy	No longer listed on EMO website
Ogden Preparatory	No longer listed on EMO website
Quest Academy	No longer listed on EMO website
Syracuse Arts Academy	No longer listed on EMO website
Wasatch Peak Academy	No longer listed on EMO website

# Charter Schools USA

Large Company: Managing 10 or More Schools

2010-2011

**Address**  
6245 N. Federal Highway, 5th Floor  
Fort Lauderdale, FL 33308

**Telephone and Fax**  
Phone 954-202-3500  
Fax 954-202-3512

**Website and e-mail**  
www.charterschoolsusa.com  
edgecomunications@comcast.net

**Year Founded**  
1997

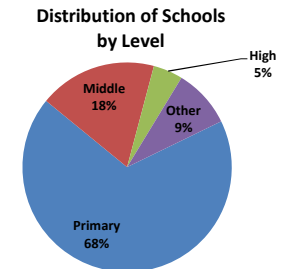
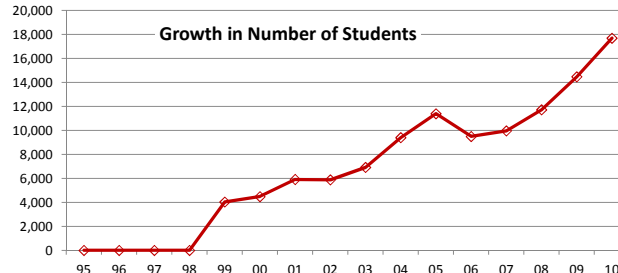
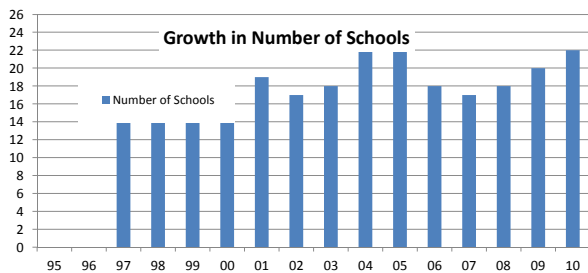
School Name	City	State	Year Founded	2010 Enrollment	Grades Served From To	Charter School	Virtual School	Made AYP	State Rating
Aventura City of Excellence School	Aventura	FL	2003	972	k 8	CHARTER	No	Yes	A
Bonita Springs Charter School	Bonita Springs	FL	2002	1311	k 8	CHARTER	No	No	A
Canoe Creek Charter Academy	St. Cloud	FL	2008	400	K 8	CHARTER	No	No	A
Cape Coral Charter School	Cape Coral	FL	2004	584	k 8	CHARTER	No	No	B
City of Coral Springs Charter School	Coral Springs	FL	1999	1640	6 12	CHARTER	No	No	
Downtown Miami Charter School	Miami	FL	2002	631	k 6	CHARTER	No	No	B
Duval Charter School at Arlington	Jacksonville	FL	2010	585	k 7	CHARTER	No	No	C
Four Corners Charter School	Davenport	FL	2001	1055	k 8	CHARTER	No	No	A
Gateway Charter (elementary) School	Fort Myers	FL	2003	1037	k 4	CHARTER	No	No	A
Gateway Charter High School	Fort Myers	FL	2004	898	9 12	CHARTER	No	No	
Gateway Charter School Middle (Intermediate Charter)	Fort Myers	FL	2008	1055	5 8	CHARTER	No	No	A
Hollywood Academy of Arts and Science	Hollywood	FL	2004	433	k 5	CHARTER	No	No	A
Hollywood Academy of Arts and Sciences Middle	Hollywood	FL	2004	243	6 8	CHARTER	No	No	A
Keys Gate Charter High School	Homestead	FL	2010	160	9 9	CHARTER	No		
Keys Gate Charter School	Homestead	FL	2001	1532	k 8	CHARTER	No	No	B
North Broward Academy of Excellence	North Lauderdale	FL	2001	625	k 5	CHARTER	No	No	A
North Broward Academy of Excellence Middle School	North Lauderdale	FL	2001	328	6 8	CHARTER	No		
P. M. Wells Charter Academy	Kissimmee	FL	2009	824	k 8	CHARTER	No	No	B
Renaissance Charter School of St. Lucie	Port St. Lucie	FL	2009	1281	k 8	CHARTER	No	No	A
Renaissance Elementary Charter School	Doral	FL	1999	728	k 5	CHARTER	No	Yes	A
Renaissance Middle Charter School	Doral	FL	2005	277	6 8	CHARTER	No	No	A
Six Mile Charter Academy	Fort Myers	FL	2005	1097	k 8	CHARTER	No	No	B

Total Number of Schools in 2010-2011= 22

Number of States= 1

Total Enrollment= 17,696

Percent of Schools Making AYP= 10.0%



**Notes:**

- a. Data for 1995 to 2009 are estimates for student growth based on the number of schools operating in those years
- b. 2010 refers to the 2010-2011 school year

**Discontinued School Name**

**Reason No Longer Profiled**

Palm Bay Community Charter School (PATRIOT CAMPUS) No longer listed on EMO website

**Address**  
1001 Fleet St, 5th Floor  
Baltimore, MD 21202

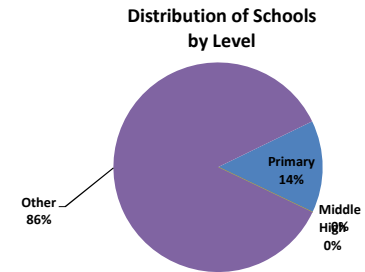
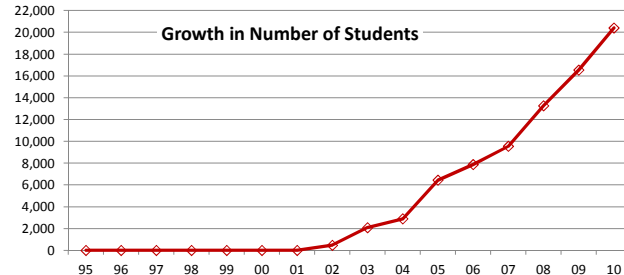
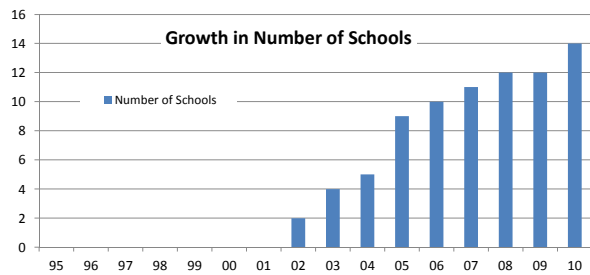
**Telephone and Fax**  
Phone 1-800-382-6010  
Fax 443-529-1200

**Website and e-mail**  
www.connectionsacademy.com  
support@connectionsacademy.com

**Year Founded**  
2001

School Name	City	State	Year Founded	2010 Enrollment	Grades Served From To	Charter School	Virtual School	Made AYP	State Rating
Arizona Connections Academy	Mesa	AZ	2005	1339	k 12	CHARTER	Yes	No	
California (Central) Connections Academy	Visalia	CA	2006	176	k 12	CHARTER	Yes	No	API 776
California (Southern) Connections Academy	San Clement's	CA	2004	1267	k 12	CHARTER	Yes	No	API 779
Colorado Connections Academy	Englewood	CO	2002	1372	k 12	DISTRICT	Yes	Yes	
Commonwealth Connections Academy	Harrisburg	PA	2003	4424	k 12	CHARTER	Yes	No	
Indiana Connections Academy	Indianapolis	IN	2010	266	1 8	DISTRICT	Yes		
Inspire, The Idaho Connections Academy	Boise	ID	2005	568	k 12	CHARTER	Yes	No	Alert
Michigan Connections Academy (MICA)	Okemos	MI	2010	375	k 12	CHARTER	Yes		
MTS Minnesota Connections Academy	Minneapolis	MN	2005	1079	k 12	DISTRICT	Yes		
Nevada Connections Academy	Reno	NV	2007	1550	k 12	CHARTER	Yes	Yes	Adequate
Ohio Connections Academy	Cincinnati	OH	2003	2729	k 12	CHARTER	Yes	No	Effective
Oregon Connections Academy	Scio	OR	2005	2529	k 12	CHARTER	Yes	No	
South Carolina Connections Academy	Columbia	SC	2008	2312	k 12	CHARTER	Yes	No	
Wisconsin Connections Academy	Appleton	WI	2002	417	k 8	CHARTER	Yes	Yes	Satisfactory

Total Number of Schools in 2010-2011= 14      Number of States= 13      Total Enrollment= 20,403      Percent of Schools Making AYP= 27.3%



**Notes:**  
a. Data for 1995 to 2009 are estimates for student growth based on the number of schools operating in those years  
b. 2010 refers to the 2010-2011 school year

Discontinued School Name	Reason No Longer Profiled
Wyoming Connections Academy	Connections Academy operates with an agreement with a school district
Kansas Connections Academy (KCA)	This is not a stand alone school, but rather program operated in agreement with school district
Florida Connections Academy	No longer in NCES nor is the school in the Florida enrollment document



# Constellation Schools

Large Company: Managing 10 or More Schools

2010-2011

**Address**  
5730 Broadview Road  
Parma, OH 44134

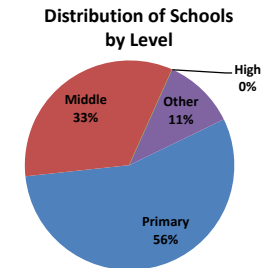
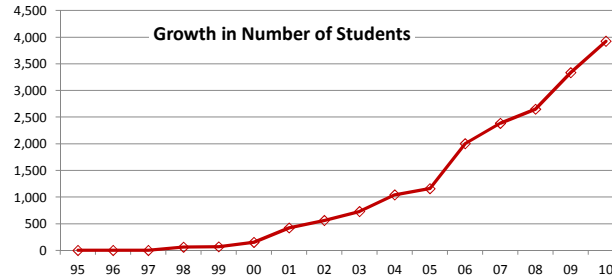
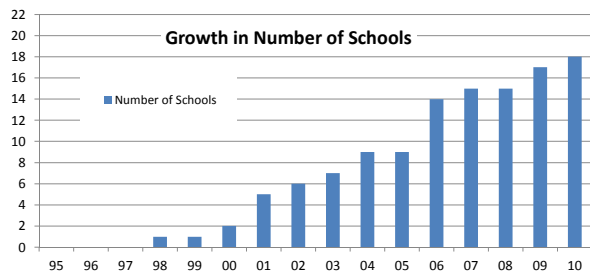
**Telephone and Fax**  
Phone 216-712-7600  
Fax 216-712-7601

**Website and e-mail**  
www.constellationschools.com  
through website

**Year Founded**  
1998

School Name	City	State	Year Founded	2010 Enrollment	Grades Served From To	Charter School	Virtual School	Made AYP	State Rating
Elyria Community Elementary	Elyria	OH	2001	264	k 6	CHARTER	No	Yes	OK
Lorain Community Elementary	Lorain	OH	2001	179	k 4	CHARTER	No	Yes	OK
Lorain Community Middle	Lorain	OH	2006	137	5 9	CHARTER	No	Yes	OK
Madison Community Elementary	Cleveland	OH	2004	283	k 8	CHARTER	No	Yes	OK
Mansfield Community Elementary	Mansfield	OH	2002	161	k 3	CHARTER	No	Yes	OK
Mansfield Community Middle	Mansfield	OH	2009	91	4 7	CHARTER	No		
Mansfield Visual & Performing Arts School	Mansfield	OH	2009	61	k 8	CHARTER	No	No	At Risk
Old Brooklyn Community Elementary	Cleveland	OH	1998	290	k 4	CHARTER	No	Yes	OK
Old Brooklyn Community Middle	Cleveland	OH	2006	159	5 8	CHARTER	No	Yes	OK
Outreach Academy for Students with Disabilities	Cleveland	OH	2006	41	k 12	CHARTER	No	Yes	OK
Parma Community Elementary, Middle & High	Parma	OH	2000	887	k 12	CHARTER	No	Yes	OK
Puritas Community Elementary	Cleveland	OH	2003	200	k 4	CHARTER	No	Yes	OK
Puritas Community Middle	Cleveland	OH	2006	139	5 8	CHARTER	No	Yes	OK
Stockyard Community Elementary	Cleveland	OH	2004	285	k 6	CHARTER	No	No	Improvement Year 2
Stockyard Community Middle	Cleveland	OH	2010	54	7 8	CHARTER	No		
Westpark Community Elementary	Cleveland	OH	2001	290	k 4	CHARTER	No	Yes	OK
Westpark Community Middle	Cleveland	OH	2006	183	5 8	CHARTER	No	Yes	OK
Westside Community School of the Arts	Cleveland	OH	2007	221	k 6	CHARTER	No	Yes	OK

**Total Number of Schools in 2010-2011= 18**      **Number of States= 1**      **Total Enrollment= 3,925**      **Percent of Schools Making AYP= 87.5%**



**Notes:**  
a. Data for 1995 to 2009 are estimates for student growth based on the number of schools operating in those years  
b. 2010 refers to the 2010-2011 school year

Discontinued School Name	Reason No Longer Profiled

**Address**  
2120 Progressive Drive  
Hartland, MI 48353

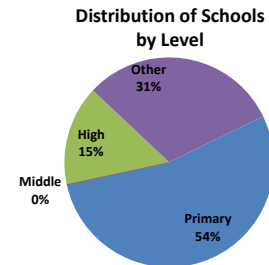
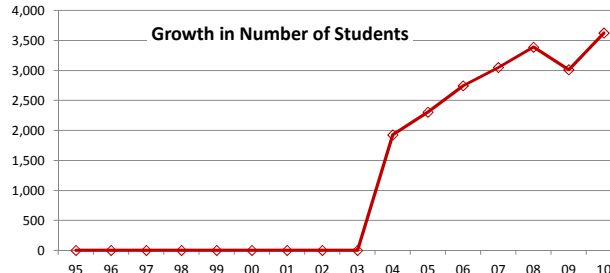
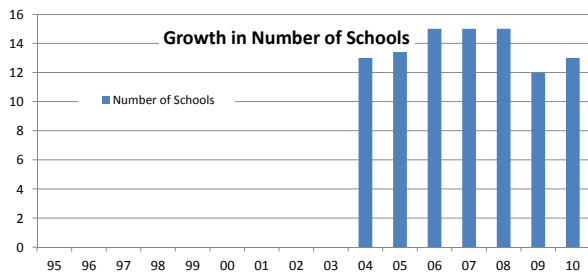
**Telephone and Fax**  
Phone 810-632-6863  
Fax 810-632-7548

**Website and e-mail**  
www.charterschoolpartners.com  
cstockwell@charterschoolpartners.com

**Year Founded**  
2004

School Name	City	State	Year Founded	2010 Enrollment	Grades Served From To	Charter School	Virtual School	Made AYP	State Rating
Academy of Detroit West	Detroit	MI	1995	274	k 6	CHARTER	No		
American Montessori Academy	Livonia	MI	2004	305	k 2	CHARTER	No	Yes	A
American Montessori Academy Upper Elementary	Redford	MI	2009	206	3 6	CHARTER	No		
Charyl Stockwell Academy	Howell	MI	1996	708	k 5	CHARTER	No	Yes	A
Clara B. Ford Academy	Dearborn Heights	MI	2007	166	6 12	CHARTER	No	No	
Crescent Academy	Southfield	MI	2004	428	k 10	CHARTER	No	Yes	B
Huron Academy	Sterling Heights	MI	1999	526	k 6	CHARTER	No	Yes	A
Kensington Woods High School	Howell	MI	1995	270	9 12	CHARTER	No	Yes	B
Lighthouse Academy	Grand Rapids	MI	2005	187	2 12	CHARTER	No	No	
Mt. Clemens Montessori Academy	Mt Clemens	MI	2003	329	k 5	CHARTER	No	Yes	A
Sunrise Education Center	East Tawas	MI	2006	46	k 8	CHARTER	No	Yes	B
Vista Meadows	Dearborn Heights	MI	2008	102	9 12	CHARTER	No	Yes	
West Michigan Aviation Academy	Grand Rapids	MI	2010	79	9 9	CHARTER	No		

**Total Number of Schools in 2010-2011= 13**      **Number of States= 1**      **Total Enrollment= 3,626**      **Percent of Schools Making AYP= 80.0%**



**Notes:**  
a. Data for 1995 to 2009 are estimates for student growth based on the number of schools operating in those years  
b. 2010 refers to the 2010-2011 school year

Discontinued School Name	Reason No Longer Profiled

<b>Address</b>	<b>Telephone and Fax</b>	<b>Website and e-mail</b>	<b>Year Founded</b>
485 Lexington Avenue, 2nd Floor New York, NY 10017	212-419-1600 Fax 212-419-1764	edisonlearning.com information@edisonlearning.com	1992

School Name	City	State	Year Founded	2010	Grades Served		Charter School	Virtual School	Made AYP	State Rating
				Enrollment	From	To				
Andrew H. Wilson Charter School	New Orleans	LA	2007	562	k	8	CHARTER	No	No	Academically Unacceptable
Ann T. Lynch - Edison Elementary	Las Vegas	NV	2001	784	k	4	DISTRICT	No	Yes	Adequate
Armstrong High School	Richmond	VA	2010	1062	9	12	DISTRICT	No		
Business And Economics Academy	Milwaukee	WI	2001	550	k	8	CHARTER	No	No	Level 1 In Need of Improvement (Year 7)
C. C. Ronnow - Edison Elementary	Las Vegas	NV	2001	830	k	5	DISTRICT	No	No	
Charles R. Drew Charter School	Atlanta	GA	2000	827	k	8	CHARTER	No		
Chicago International Charter School (Longwood Campus)	Chicago	IL	1999	716	3	12	CHARTER	No	No	Academic Watch Status Year 7
Chicago International Charter School (Loomis Campus)	Chicago	IL	2008	715	k	2	CHARTER	No	No	Academic Watch Status Year 7
Confluence Academy - Old North Campus	St. Louis	MO	2003	936	k	8	CHARTER	No	No	chool Improvement Level 5, Restructuring, Continuing School Improvement Level 5,
Confluence Academy - South City Campus	St. Louis	MO	2006	906	k	6	CHARTER	No	No	Restructuring, Continuing School Improvement Level 5,
Confluence Academy - Walnut Park Campus	St. Louis	MO	2004	917	k	8	CHARTER	No	No	Restructuring, Continuing
Confluence Preparatory Academy	St Louis	MO	2008	233	9	9	CHARTER	No	No	Title I No Sanctions
Crestwood - Edison Elementary	Las Vegas	NV	2001	684	k	5	DISTRICT	No	No	Watch
Dayton Leadership Academies-Dayton Liberty	Dayton	OH	1999	490	k	8	CHARTER	No	No	Improvement Year 4
Dayton Leadership Academies-Dayton View	Dayton	OH	2000	507	k	8	CHARTER	No	No	Improvement Year 2
Edison - Bethune Charter Academy	Fresno	CA	1999	495	k	6	CHARTER	No	Yes	Not in PI
Edison Brentwood Academy	East Palo Alto	CA	1993	487	k	5	CHARTER	No	No	Year 2
Edison Charter Academy	San Francisco	CA	1998	521	k	9	CHARTER	No	No	Year 2
Franklin - Edison School	Peoria	IL	1999	483	k	5	DISTRICT	No	No	Academic Early Warning Year 1
Fred D. Thompson Middle	Richmond	VA	2010	563	6	8	DISTRICT	No	Yes	English and Math not in provement
Harriet Tubman Charter School	Bronx	NY	2001	469	k	7	CHARTER	No	Yes	In Good Standing
Intercultural Charter School	New Orleans	LA	2008	361	k	7	CHARTER	No	Yes	Academic watch
Jefferson - Edison Elementary School	Davenport	IA	1999	403	k	5	DISTRICT	No	No	SINA-2
Jeremiah Gray - Edison Elementary School	Indianapolis	IN	2002	606	k	5	DISTRICT	No	Yes	Exemplary progress
John S. Park - Edison Elementary	Las Vegas	NV	2001	823	k	5	DISTRICT	No	No	Watch
Kenwood - Edison Charter School	Duluth	MN	1997	480	k	5	CHARTER	No	Yes	78% Proficient Making Progress: in School Improvement I)
Lincoln - Edison Charter School	York	PA	2000	740	k	5	CHARTER	No	Yes	Improvement I)
Lincoln - Edison Elementary	North Las Vegas	NV	2001	679	k	5	DISTRICT	No	No	Watch
Manny Martinez Middle School	Denver	CO	2009	224	6	8	CHARTER	No	No	Turnaround
Marion E Cahlan Elementary School	North Las Vegas	NV	2001	792	k	5	DISTRICT	No	No	Watch
Montebello Elementary	Baltimore	MD	2000	787	k	6	DISTRICT	No	No	School Identified for Improvement: No
Northmoor - Edison Primary School	Peoria	IL	1999	479	k	4	DISTRICT	No	Yes	Fully Recognized
Omar D. Blair School	Denver	CO	2004	800	k	8	CHARTER	No		Performance
Pathway Academy Elementary	Kansas city	MO	2009	313	k	5	CHARTER	No	No	Title I No Sanctions
Pathway Academy Middle	Kansas city	MO	2009	123	6	8	CHARTER	No	No	Title I No Sanctions
Possibility Preparatory STEM Academy	Largo	MD	2010	435	6	8	CHARTER	No	No	
Provost Academy Colorado	Greenwood Village	CO	2010	364	9	12	CHARTER	No		

**Address** 485 Lexington Avenue, 2nd Floor  
New York, NY 10017  
**Telephone and Fax** 212-419-1600  
212-419-1764  
**Website and e-mail** edisonlearning.com  
information@edisonlearning.com  
**Year Founded** 1992

School Name	City	State	Year Founded	2010	Grade Levels Served		Charter School	Virtual School	Made AYP	State Rating						
				Enrollment	From	To										
Provost Academy SC	Columbia	SC	2009	1321	9	12	CHARTER	No	No							
Raleigh - Edison Academy	Duluth	MN	1997	283	k	5	CHARTER	No	Yes	64.28% Proficient						
Rolling Acres Edison Junior Academy	Peoria	IL	2001	281	5	8	DISTRICT	No	No	Fully Recognized						
Roosevelt - Edison Charter School	Colorado Springs	CO	1996	679	k	5	CHARTER	No	Yes	Performance						
Rosa Parks - Edison Elementary School	Indianapolis	IN	2003	618	k	5	DISTRICT	No	Yes	Exemplary progress						
San Jose - Edison Academy	West Covina	CA	1998	1160	k	8	CHARTER	No	Yes	Not in PI						
The Intown Academy	Atlanta	GA	2010	392	k	6	CHARTER	No								
The Main Street Academy Elementary	Atlanta	GA	2010	518	k	5	CHARTER	No	Yes	Adequate						
The Main Street Academy Middle	Atlanta	GA	2010	49	6	6	CHARTER	No	Yes	Adequate						
Thomas C. Boushall Middle School	Richmond	VA	2010	429	6	8	DISTRICT	No	No	English improvement year 1, Math improvement year 1						
Washburn - Edison Junior Academy	Duluth	MN	1997	310	6	8	CHARTER	No	No	57.64% Proficient						
Wyatt - Edison Charter School	Denver	CO	1998	677	k	8	CHARTER	No	No	Performance						
				<b>Total Number of Schools in 2010-2011=</b>	<b>49</b>		<b>Number of States=</b>		<b>17</b>		<b>Total Enrollment=</b>	<b>28,863</b>		<b>Percent of Schools Making AYP=</b>	<b>34.1%</b>	

# Edison Learning

**Large Company: Managing 10 or More Schools**

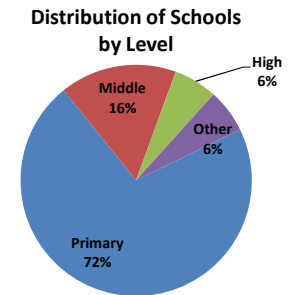
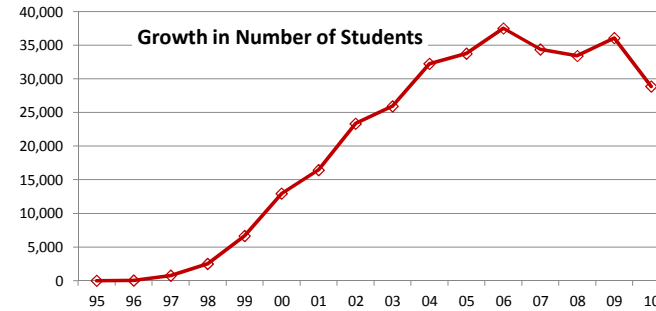
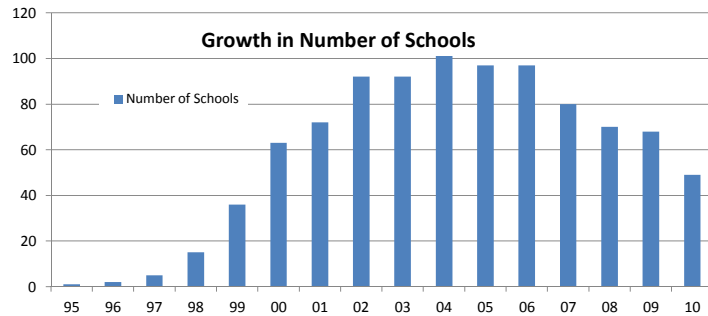
2010-11

**Address**  
485 Lexington Avenue, 2nd IPhone  
New York, NY 10017

**Telephone and Fax**  
212-419-1600  
Fax 212-419-1764

**Website and e-mail**  
edisonlearning.com  
information@edisonlearning.com

**Year Founded**  
1992



**Notes:**

a. Data for 1995 to 2009 are estimates for student growth based on the number of schools operating in those years  
b. 2010 refers to the 2010-2011 school year

Discontinued School Name	Reason No Longer Profiled
Ben Ross Public School Academy	Managed by Edtec Central LLC since 2010
Furman Templeton Elementary	Contract ended June 2009
Gilmor Elementary	Contract ended June 2010
Derrick Thomas Academy	Dissolved relationship with Edison effective July 2010
Add B Anderson Elementary School	All Philadelphia Edison Schools no longer managed, now partnership with Edison
Alain Locke Elementary	All Philadelphia Edison Schools no longer managed, now partnership with Edison
B.B. Comegys School	All Philadelphia Edison Schools no longer managed, now partnership with Edison
Barratt Middle School (Barratt Norris S MS)	All Philadelphia Edison Schools no longer managed, now partnership with Edison
James Alcorn Elementary School	All Philadelphia Edison Schools no longer managed, now partnership with Edison
James R. Ludlow Elementary School	All Philadelphia Edison Schools no longer managed, now partnership with Edison
John F. Hartranft Elementary School	All Philadelphia Edison Schools no longer managed, now partnership with Edison
Kenderton Elementary School	All Philadelphia Edison Schools no longer managed, now partnership with Edison
Laura W. Waring Elementary School	All Philadelphia Edison Schools no longer managed, now partnership with Edison
Morton - McMichael Elementary	All Philadelphia Edison Schools no longer managed, now partnership with Edison
Penn Treaty Middle School	All Philadelphia Edison Schools no longer managed, now partnership with Edison
Renaissance Academy	All Philadelphia Edison Schools no longer managed, now partnership with Edison
Renaissance Advantage Charter School (Hardy Williams Academy Cs)	All Philadelphia Edison Schools no longer managed, now partnership with Edison
Samuel B. Huey School	All Philadelphia Edison Schools no longer managed, now partnership with Edison
Shaw Middle School	All Philadelphia Edison Schools no longer managed, now partnership with Edison
Tilden Middle School	All Philadelphia Edison Schools no longer managed, now partnership with Edison
William D. Kelley Elementary School	All Philadelphia Edison Schools no longer managed, now partnership with Edison
Edison Charter Academy	Agreed to part ways with Edison after the 2009-10 school year
Possibility Preparatory STEM Academy	The Possibility Prep Stem Academy opened last year, but did not meet its mandates, which included "creating academic and behavior intervention programs, fixing building violations and increasing student enrollment,"
Charles I. West Edison Junior Academy (West Prep at West Hall)	Accountability report and website do not mention Edison

**Address**  
1321 Murfreesboro Pike, Suite 702  
Nashville, TN 37217-2626

**Telephone and Fax**  
Phone 888-979-0004  
Fax 615-577-5695

**Website and e-mail**  
www.esa-education.com  
through website

**Year Founded**  
1999

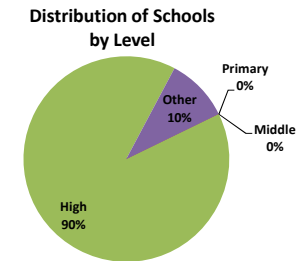
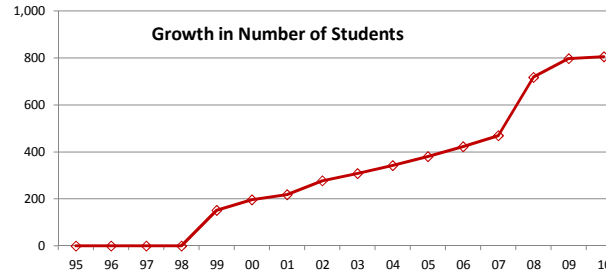
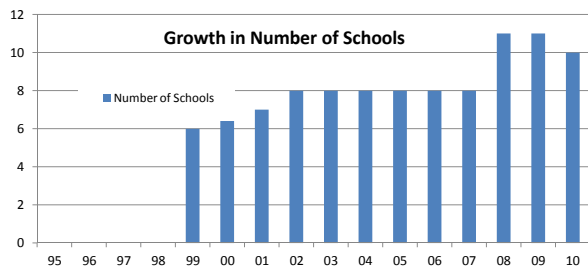
School Name	City	State	Year Founded	2010 Enrollment	Grades Served From To	Charter School	Virtual School	Made AYP	State Rating
Anson Challenge Academy	Wadesboro	NC	2010	102	7 12	DISTRICT	No	No	School met 2 (or 66.7%) out of 3 target goals
Ombudsman - Charter Central	Tucson	AZ	2008	65	9 12	CHARTER	No	No	Performing
Ombudsman - Charter East	Phoenix	AZ	1996	80	9 12	CHARTER	No	No	Performing
Ombudsman - Charter East II	Phoenix	AZ	2008	73	9 12	CHARTER	No	No	Performing
Ombudsman - Charter Metro	Phoenix	AZ	1999	71	9 12	CHARTER	No	No	Performing
Ombudsman - Charter Northeast	Phoenix	AZ	2000	66	9 12	CHARTER	No	No	Performing
Ombudsman - Charter Northwest	Peoria	AZ	2002	69	9 12	CHARTER	No	No	Performing
Ombudsman - Charter Valencia	Tucson	AZ	2008	107	6 12	CHARTER	No	No	Performing
Ombudsman - Charter West	Glendale	AZ	1998	105	9 12	CHARTER	No	No	Performing
Youth Advancement Academy	Kalamazoo	MI	2008	67	9 12	CHARTER	No	Yes	

Total Number of Schools in 2010-2011= 10

Number of States= 3

Total Enrollment= 805

Percent of Schools Making AYP= 10.0%



**Notes:**  
a. Data for 1995 to 2009 are estimates for student growth based on the number of schools operating in those years  
b. 2010 refers to the 2010-2011 school year

Discontinued School Name	Reason No Longer Profiled
Ombudsman - Charter Pantano	Fiscal Year of School Closure: 2009 due to lack of enrollment. School Closure Effective Date: 12/18/2008
Florida Autism Charter School of Excellence	Since August 2009, Florida Autism Charter School of Excellence is managed by Quest, Inc, a nonprofit org

**Address** 1005 North Glebe Rd, Suite 1  
Arlington, VA 22201  
**Telephone and Fax** Phone 703-527-2600  
Fax 703-527-0038  
**Website and e-mail** imagineschools.com  
contactus@imagineschools.com  
**Year Founded** 2004

School Name	City	State	Year Founded	2010		Grades Served		Charter School	Virtual School	Made AYP	State Rating
				Enrollment		From	To				
Hope Community Charter School Lamond	Washington, DC	DC	2007	389		k	7	CHARTER	No	No	I2
Hope Community Charter School Tolson	Washington, DC	DC	2005	389		k	8	CHARTER	No	No	R1
Ia Of Academic Success	St. Louis	MO	2007	478		k	8	CHARTER	No	No	School Improvement Level 2
Ia Of Careers ELEM.	St Louis	MO	2007	409		k	5	CHARTER	No	No	School Improvement Level 2
Ia Of ENVIRON. Science/math	Saint Louis	MO	2008	1339		k	8	CHARTER	No	No	School Improvement Level 2
Imagine Academy at Sullivant Avenue	Columbus	OH	2008	415		k	6	CHARTER	No	No	Continuous Improvement
Imagine Academy of Careers Middle	Saint Louis	MO	2007	287		6	8	CHARTER	No	No	School Improvement Level 2
Imagine Academy of Columbus	Columbus	OH	2005	312		k	8	CHARTER	No	Yes	Academic Emergency
Imagine Academy of Cultural Arts	St Louis	MO	2010	375		k	5	CHARTER	No		
Imagine Akron Academy	Akron	OH	2010	53		k	k	CHARTER	No		
Imagine Bella Academy of Excellence	Cleveland	OH	2009	254		k	6	CHARTER	No	No	Continuous Improvement
Imagine Chancellor Charter Campus	Lantana	FL	2001	912		k	8	CHARTER	No	No	A
Imagine Charter Elementary at East Mesa	Mesa	AZ	2005	596		k	6	CHARTER	No	No	Performing
Imagine Charter Elementary at Camelback	Phoenix	AZ	2005	470		k	5	CHARTER	No	Yes	Performing
Imagine Charter Elementary at Desert West	Phoenix	AZ	2006	652		k	5	CHARTER	No	Yes	Performing Plus
Imagine Charter Elementary School at Cortez Park	Phoenix	AZ	2001	577		k	5	CHARTER	No	Yes	Performing Plus
Imagine Charter Elementary School at Rosefield	Surprise	AZ	2005	837		k	6	CHARTER	No	Yes	Highly Performing
Imagine Charter Elementary School at West Gilbert	Gilbert	AZ	2001	387		k	5	CHARTER	No	Yes	Performing
Imagine Charter Middle at Camelback	Phoenix	AZ	2006	157		6	8	CHARTER	No	Yes	Underperforming
Imagine Charter Middle at Desert West	Phoenix	AZ	2006	191		6	8	CHARTER	No	Yes	Performing Plus
Imagine Charter Middle School at Cortez Park	Phoenix	AZ	2001	185		6	8	CHARTER	No	Yes	Performing Plus
Imagine Charter Middle School at West Gilbert	Gilbert	AZ	2001	98		6	8	CHARTER	No	Yes	Performing Plus
Imagine Charter School at Bell Canyon	Phoenix	AZ	2001	422		k	8	CHARTER	No	Yes	Performing Plus
Imagine Charter School at Broward	Coral Springs	FL	2008	620		k	5	CHARTER	No	No	A
Imagine Charter School at Firestone	Firestone	CO	2008	615		k	8	CHARTER	No	Yes	Performance
Imagine Charter School at N. Lauderdale Middle	North Lauderdale	FL	2000	171		6	8	CHARTER	No	No	F
Imagine Charter School at North Lauderdale	North Lauderdale	FL	2000	372		k	5	CHARTER	No	No	F
Imagine Charter School at North Manatee	Palmetto	FL	2006	342		k	8	CHARTER	No	No	B
Imagine Charter School at Sierra Vista	Sierra Vista	AZ	2002	434		k	8	CHARTER	No	Yes	Performing Plus
Imagine Charter School at St. Petersburg	St Petersburg	FL	2008	242		k	5	CHARTER	No	No	D
Imagine Charter School at Weston	Weston	FL	2001	834		k	5	CHARTER	No	Yes	A
Imagine Classical At Indigo Ranch	Colorado Springs	CO	2008	687		k	8	CHARTER	No	Yes	Performance
Imagine Clay Avenue Community School	Toledo	OH	2007	356		k	6	CHARTER	No	Yes	Academic Watch
Imagine College Prep High School	St. Louis	MO	2007	655		9	12	CHARTER	No	No	School Improvement Level 1
Imagine Discovery Public Charter School	Baltimore	MD	2008	601		k	6	CHARTER	No	No	School Identified for Improvement: No
Imagine Elementary at Avondale	Avondale	AZ	2008	486		k	5	CHARTER	No	Yes	Underperforming
Imagine Elementary at Coolidge	Coolidge	AZ	2008	529		k	5	CHARTER	No	Yes	Underperforming

<b>Address</b>	<b>Telephone and Fax</b>	<b>Website and e-mail</b>	<b>Year Founded</b>
1005 North Glebe Rd, Suite I Phone	703-527-2600	imagineschools.com	2004
Arlington, VA 22201 Fax	703-527-0038	contactus@imagineschools.com	

School Name	City	State	Year Founded	2010 Enrollment	Grade Levels Served From	To	Charter School	Virtual School	Made AYP	State Rating
Imagine Elementary at Tempe	Tempe	AZ	2006	368	k	8	CHARTER	No	No	Performing
Imagine Env. Charter School at Frick Park	Pittsburgh	PA	2008	380	k	5	CHARTER	No	Yes	Group met measure School Identified for Improvement: No
Imagine Foundations Public Charter School	Upper Marlboro	MD	2007	337	k	8	CHARTER	No	Yes	Effective
Imagine Great Western Academy	Columbus	OH	2003	689	k	8	CHARTER	No	No	Academic Watch
Imagine Groveport Community School	Groveport	OH	2006	946	k	8	CHARTER	No	No	Academic Watch
Imagine Harrisburg Pike Community School	Columbus	OH	2008	367	k	6	CHARTER	No	No	Academic Watch
Imagine Harvard Avenue Charter School	Cleveland	OH	2006	646	k	8	CHARTER	No	Yes	Academic Watch
Imagine Indiana Life Sciences Academy East	Indianapolis	IN	2008	816	k	7	CHARTER	No	No	Academic probation
Imagine Indiana Life Sciences Academy West	Indianapolis	IN	2009	541	k	7	CHARTER	No	No	Adequate
Imagine International Academy of Mableton	Mableton	GA	2007	579	k	8	CHARTER	No	Yes	Adequate Did Not Meet
Imagine International Academy of Smyrna	Smyrna	GA	2007	806	k	8	CHARTER	No	No	Continuous Improvement
Imagine Klepinger Community School	Dayton	OH	2008	316	k	7	CHARTER	No	No	School Identified for Improvement: Yes
Imagine Lincoln Public Charter School	Marlow Heights	MD	2007	379	k	8	CHARTER	No	No	Academic Watch
Imagine Madison Avenue School of Arts	Toledo	OH	2008	366	k	5	CHARTER	No	No	Academic watch
Imagine Master Academy	Fort Wayne	IN	2007	816	k	8	CHARTER	No	No	Performing
Imagine Middle at Avondale	Avondale	AZ	2010	81	6	8	CHARTER	No	No	Performing
Imagine Middle at East Mesa	Mesa	AZ	2005	75	7	8	CHARTER	No	Yes	Performing
Imagine Middle at Surprise	Surprise	AZ	2008	178	7	8	CHARTER	No	Yes	Performing
Imagine Middle School at Broward	Coral Springs	FL	2009	66	6	6	CHARTER	No	No	A
Imagine Middle School at Coolidge	Coolidge	AZ	2008	181	6	9	CHARTER	No	Yes	Performing Plus
Imagine Preparatory at Superstition	Apache Junction	AZ	2008	140	9	12	CHARTER	No	No	Performing Plus
Imagine Preparatory High School at Surprise	Surprise	AZ	2008	160	9	12	CHARTER	No	Yes	Performing Plus
Imagine Renaissance Acad. for Env. Sci/Math-Kensington	Kansas City	MO	2007	527	k	5	CHARTER	No	No	School Improvement Level 2
Imagine Renaissance Acad.for Env. Sci/Math-Wallace	Kansas City	MO	2007	723	6	12	CHARTER	No	No	School Improvement Level 2
Imagine Renaissance Public School Academy	Mt Pleasant	MI	1996	330	k	8	CHARTER	No	Yes	A
Imagine Romig Road Community School	Akron	OH	2007	485	k	5	CHARTER	No	No	Improvement Year 2
Imagine School at Evening Rose	Tallahassee	FL	2008	617	k	8	CHARTER	No	No	C
Imagine School at Imperial Valley	El Centro	CA	2010	396	k	4	CHARTER	No	No	
Imagine School at Lakewood Ranch	Bradenton	FL	2008	577	k	8	CHARTER	No	No	B
Imagine School at Land O Lakes	Lutz	FL	2008	485	k	8	CHARTER	No	Yes	A
Imagine School at North Port	North Port	FL	2008	767	k	8	CHARTER	No	No	A
Imagine School at Town Center	Palm Coast	FL	2008	532	k	8	CHARTER	No	No	C
Imagine School In The Valle	Las Vegas	NV	2010	485	k	7	CHARTER	No	Yes	Adequate
Imagine Schools - Nau Campus	Port St. Lucie	FL	2009	697	k	8	CHARTER	No	No	C
Imagine Schools at Palmer Ranch	Sarasota	FL	2009	406	k	7	CHARTER	No	No	B
Imagine Schools at South Vero	Vero Beach	FL	2008	745	k	7	CHARTER	No	Yes	A
Imagine Schools at West Melbourne	Melbourne	FL	2001	673	k	8	CHARTER	No	No	F



# Imagine Schools, Inc.

Large Company: Managing 10 or More Schools

2010-11

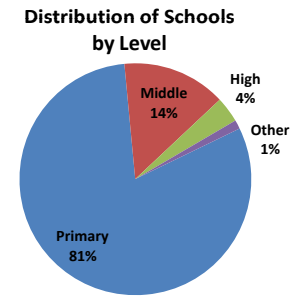
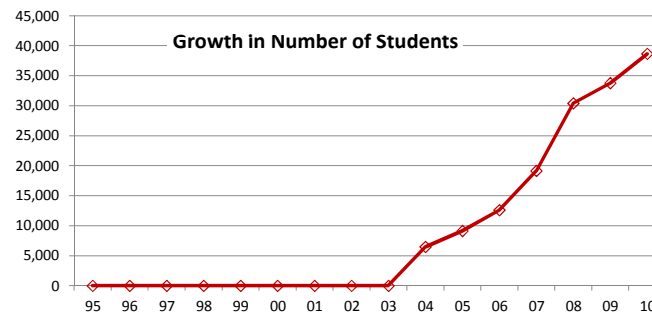
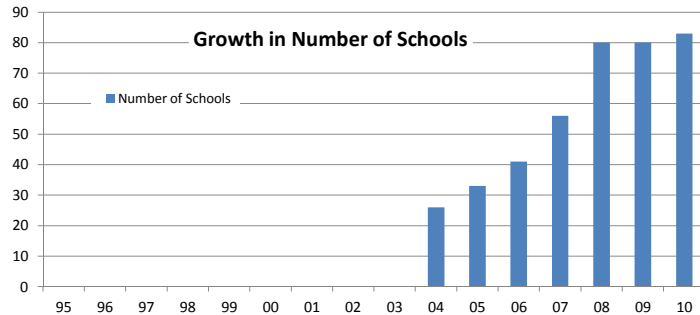
**Address**  
1005 North Glebe Rd, Suite I  
Arlington, VA 22201

**Telephone and Fax**  
Phone 703-527-2600  
Fax 703-527-0038

**Website and e-mail**  
imagineschools.com  
contactus@imagineschools.com

**Year Founded**  
2004

School Name	City	State	Year Founded	2010 Enrollment	Grade Levels Served From	To	Charter School	Virtual School	Made AYP	State Rating	
Imagine Schools on Broadway	Fort Wayne	IN	2008	421	k	5	CHARTER	No	No	Academic probation	
Imagine Schools on Superior	Canton	OH	2010	55	k	6	CHARTER	No			
Imagine South Lake Charter School	Clermont	FL	2005	892	k	8	CHARTER	No	No	A	
Imagine Southeast Public Charter School	Washington, DC	DC	2008	489	k	5	CHARTER	No	No	I2	
Imagine Superstition Middle	Apache Junction	AZ	2010	68	7	8	CHARTER	No	No	Performing Plus	
Imagine Wesley International Academy	Atlanta	GA	2007	625	k	8	CHARTER	No			
Kissimmee Charter Academy	Kissimmee	FL	2000	749	k	8	CHARTER	No	No	A	
Marietta Charter School	Marietta	GA	2006	219	k	5	CHARTER	No	No		
One Hundred Academy of Excellence	North Las Vegas	NV	2006	332	k	5	CHARTER	No	No	In Need of Improvement (Year 2)	
<b>Total Number of Schools in 2010-2011= 83</b>				<b>Number of States= 13</b>		<b>Total Enrollment= 38,656</b>		<b>Percent of Schools Making AYP= 39.0%</b>			



**Notes:**

- a. Data for 1995 to 2009 are estimates for student growth based on the number of schools operating in those years
- b. 2010 refers to the 2010-2011 school year

**Discontinued School Name**

Canoe Creek Charter Academy  
Imagine White Pine Academy (White Pine Academy)

**Reason No Longer Profiled**

Managed by Charter Schools USA  
Managed by Advance Educational Services since 2010

**Address**  
2300 Corporate Park Drive  
Herndon, VA 20171

**Telephone and Fax**  
Phone 866-283-0300  
Fax 703-483-7330

**Website and e-mail**  
www.k12.com  
through website

**Year Founded**  
1999

School Name	City	State	Year Founded	2010 Enrollment	Grades Served From To	Charter School	Virtual School	Made AYP	State Rating
Agora Cyber Charter School	Wayne	PA	2005	5861	k 12	CHARTER	Yes	No	Corrective Action II 1st Year
Alaska Virtual Academy	Wrangell	AK	2009	32	k 8	CHARTER	Yes	Yes	
Arizona Virtual Academy	Phoenix	AZ	2003	4444	k 12	CHARTER	Yes	No	
Arkansas Virtual Academy Elementary	Little Rock	AR	2002	415	k 6	CHARTER	Yes	Yes	4-Schools Exceeding Standards
Arkansas Virtual Academy Middle	Little Rock	AR	2008	78	7 8	CHARTER	Yes	Yes	4-Schools Exceeding Standards In Need of Improvement (Year 1)
Beacon Nevada	Las Vegas	NV	2009	639	9 12	CHARTER	Yes	No	
Bethel Elementary Learning Academy	Graham	WA	2010	30	k 6	DISTRICT	Yes	No	
California Virtual Academy at Jamestown	Simi Valley	CA	2002	263	k 12	CHARTER	Yes	Yes	Not in PI
California Virtual Academy at Kern	Simi Valley	CA	2002	493	k 12	CHARTER	Yes	No	Year 2
California Virtual Academy at Kings	Simi Valley	CA	2002	781	k 12	CHARTER	Yes	No	Year 2
California Virtual Academy at Los Angeles	Simi Valley	CA	2006	4375	k 12	CHARTER	Yes	No	Year 2
California Virtual Academy at San Diego	Simi Valley	CA	2002	2435	k 12	CHARTER	Yes	No	Year 2
California Virtual Academy at San Joaquin	Simi Valley	CA	2007	417	k 12	CHARTER	Yes	No	Not in Program Improvement
California Virtual Academy at San Mateo	Simi Valley	CA	2005	1020	k 12	CHARTER	Yes	No	Year 2
California Virtual Academy at Sonoma	Petaluma	CA	2004	1026	k 12	CHARTER	Yes	No	Year 2
California Virtual Academy at Sutter	Simi Valley	CA	2006	603	k 12	CHARTER	Yes	No	Year 2
Chicago Virtual Charter School	Chicago	IL	2006	565	k 12	CHARTER	Yes	No	Fully Recognized
Colorado Virtual Academy	Northglenn	CO	2001	5034	k 12	CHARTER	Yes	No	Priority improvement
Community Academy Public Charter School	Washington	DC	2004	1794	k 8	CHARTER	Yes	No	C
Hawaii Technology Academy - Pcs	Kapolei	HI	2009	336	k 12	CHARTER	Yes	No	
Hoosier Academy - Indianapolis	Indianapolis	IN	2008	509	k 12	CHARTER	Yes	No	Academic progress
Hoosier Academy - Muncie	Muncie	IN	2008	108	k 8	CHARTER	Yes	Yes	Academic probation
Idaho Virtual Academy	Meridian	ID	2004	2817	k 12	CHARTER	Yes	Yes	School Improvement Year 3
iQ Academy California—Los Angeles	Rowland Heights	CA	2010	27	6 12	CHARTER	Yes	No	
iQ Academy Minnesota	Fergus Falls	MN	2008	251	6 12	DISTRICT	Yes	Yes	24% Proficient
iQ Academy Of Wisconsin	Waukesha	WI	2004	809	6 12	DISTRICT	Yes	Yes	Satisfactory
iQ Academy Texas	Lewisville	TX	2009	226	3 11	CHARTER	Yes	Yes	Academically acceptable
iQ Academy Washington	Vancouver	WA	2008	311	6 12	DISTRICT	Yes	No	In Improvement: Step 3
Lawrence Virtual High School	Lawrence	KS	2010	100	9 10	CHARTER	Yes	No	
Lawrence Virtual School	Lawrence	KS	2004	1213	k 8	CHARTER	Yes	No	Made standard of excellence
Massachusetts Virtual Academy (MAVA) at Greenfield	Greenfield	MA	2010	217	k 8	DISTRICT	Yes	No	
Michigan Virtual Charter Academy	Grand Rapids	MI	2010	329	k 8	CHARTER	Yes	No	
Mid-Columbia Parent Partnership Virtual School	Kennewick	WA	2010	186	k 11	DISTRICT	Yes	Yes	In Improvement: No
Minnesota Virtual Academy	Houston	MN	2002	1432	k 12	DISTRICT	Yes	No	50.82% Proficient In Need of Improvement (Year 1)
Nevada Virtual Academy	Las Vegas	NV	2007	2546	k 12	CHARTER	Yes	no	Improvement Year 5
Ohio Virtual Academy	Maumee	OH	2002	9646	k 12	CHARTER	Yes	No	
Oregon Virtual Academy	North Bend	OR	2008	563	k 8	CHARTER	Yes	No	Satisfactory

**Address** 2300 Corporate Park Drive Herndon, VA 20171  
**Telephone and Fax** Phone 866-283-0300 Fax 703-483-7330  
**Website and e-mail** www.k12.com through website

**Year Founded**  
1999

School Name	City	State	Year Founded	2010 Enrollment	Grade Levels Served	Charter School	Virtual School	Made AYP	State Rating
Pacific View Charter School	Oceanside	CA	1999	430	k 12	CHARTER	Yes	Yes	Not Title 1 Group met measure (Making Progress: in Corrective Action I)
Pennsylvania Virtual Charter School	Norristown	PA	2001	3353	k 12	CHARTER	Yes	Yes	
San Francisco Flex Academy	San Francisco	CA	2010	75	7 12	CHARTER	Yes		
South Carolina Virtual Charter School	Columbia	SC	2008	2688	k 12	CHARTER	Yes	No	NI
Texas Virtual Academy at Southwest	Houston	TX	2006	2119	3 10	CHARTER	Yes	No	Academically unacceptable
Three Rivers Homelink	Richland	WA	2010	287	k 12	DISTRICT	Yes	No	In Improvement: No
Utah Virtual Academy	Murray	UT	2008	2044	k 12	CHARTER	Yes	Yes	Not Title I
Washington Virtual Academy (WAVA)	DuPont	WA	2006	808	9 12	DISTRICT	Yes	No	In Improvement: Step 2
Washington Virtual Academy Omak Elementary	Omak	WA	2006	440	k 5	DISTRICT	Yes		
Washington Virtual Academy Omak High School	Omak	WA	2006	164	9 12	DISTRICT	Yes	Yes	In Improvement: No
Washington Virtual Academy Omak Middle School	Omak	WA	2006	362	6 8	DISTRICT	Yes		
Wisconsin Virtual Academy	Mcfarland,	WI	2003	695	k 8	CHARTER	Yes	No	Satisfactory

Total Number of Schools in 2010-2011= 49      Number of States= 23      Total Enrollment= 65,396      Percent of Schools Making AYP= 33.3%

# K12 Inc.

**Large Company:** Managing 10 or More Schools

2010-11

**Address**

2300 Corporate Park Drive  
Herndon, VA 20171

**Telephone and Fax**

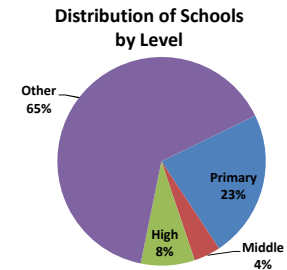
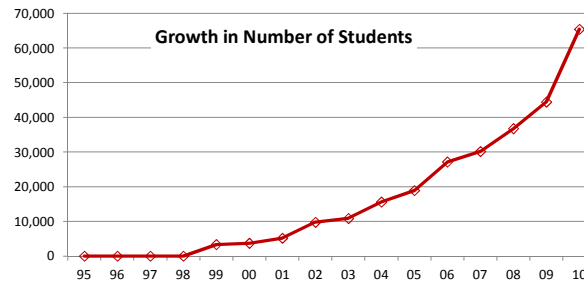
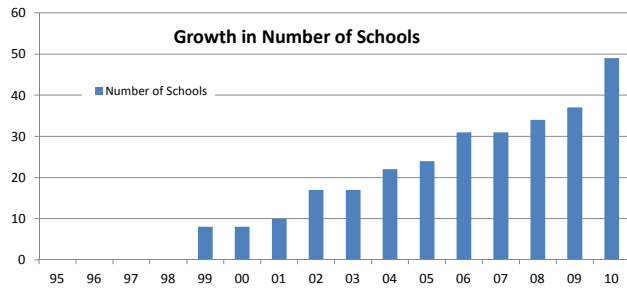
Phone 866-283-0300  
Fax 703-483-7330

**Website and e-mail**

www.k12.com  
through website

**Year Founded**

1999



**Notes:**

- a. Data for 1995 to 2009 are estimates for student growth based on the number of schools operating in those years
- b. 2010 refers to the 2010-2011 school year

**Discontinued School Name**

Florida Virtual Academy  
IQ Kansas

**Reason No Longer Profiled**

Ms. Patti Bertundi from Florida said the Florida Virtual Academy was closed a few years ago. Therefore no contract with K12.  
This is not a stand alone school, but rather program operated in agreement with school district

**Address** 7878 N. 16 th St., Suite 150 Phone 602-953-2933  
 Phoenix, AZ 85020 Fax 602-953-0831  
**Website and e-mail** www.leonagroup.com  
**Year Founded** 1996 through website

School Name	City	State	Year Founded	2010	Grades Served		Charter School	Virtual School	Made AYP	State Rating
				Enrollment	From	To				
Academy for Business and Technology Elementary	Dearborn	MI	1997	364	k	5	CHARTER	No	Yes	A
Academy for Business and Technology High School	Melvindale	MI	1997	369	6	12	CHARTER	No	Yes	C
Achieve Career Preparatory Academy	Toledo	OH	2009	241	9	12	CHARTER	No	No	At Risk
Allen Academy	Detroit	MI	1999	1070	k	12	CHARTER	No	No	C
Alta Vista High School	Tucson	AZ	2003	464	9	12	CHARTER	No	Yes	Performing
Apache Trail High School	Apache Junction	AZ	1997	161	9	12	CHARTER	No	No	Performing
Broward Community Charter Middle School	Coral Springs	FL	2006	82	6	8	CHARTER	No	No	F
Broward Community Charter School	Coral Springs	FL	2006	110	k	5	CHARTER	No	No	B
Broward Community Charter West	Coral Springs	FL	2006	352	k	5	CHARTER	No	No	A
C.M. Grant Leadership Academy	Columbus	OH	2008	174	k	7	CHARTER	No	No	At Risk
Care Charter School of Excellence	Monticello	FL	2008	33	k	5	CHARTER	No	No	
Cesar Chavez Academy Elementary	Detroit	MI	1995	455	k	2	CHARTER	No	Yes	B
Cesar Chavez Academy High	Detroit	MI	2001	721	9	12	CHARTER	No	No	C
Cesar Chavez Academy Intermediate	Detroit	MI	2009	378	3	6	CHARTER	No	Yes	
Cesar Chavez Academy Middle	Detroit	MI	1997	591	6	8	CHARTER	No	Yes	B
Cincinnati Leadership Academy	Cincinnati	OH	2007	211	k	7	CHARTER	No	No	At Risk
Community Charter School of Excellence	Tampa	FL	2008	255	k	6	CHARTER	No	No	C
Crestview College Preparatory High School	Phoenix	AZ	1999	218	9	12	CHARTER	No	Yes	Performing
Desert Hills High School	Gilbert	AZ	1999	494	9	12	CHARTER	No	Yes	Performing Plus
Discovery Middle Charter School	Orlando	FL	2008	94	6	8	CHARTER	No	No	
Dream Academy	Benton Harbor	MI	2008	234	9	12	CHARTER	No	No	D-Alert
Eagle Academy	Toledo	OH	2001	290	k	8	CHARTER	No	No	At Risk
El Dorado High School	Chandler	AZ	1999	176	9	12	CHARTER	No	No	Performing
Estrella High School	Avondale	AZ	1999	390	9	12	CHARTER	No	no	Performing
Francis Reh Academy	Saginaw	MI	1998	373	k	8	CHARTER	No	No	B
George A. Phillips Academy	Toledo	OH	2003	77	k	8	CHARTER	No	No	Improvement Year 4 (Delay)
George Crockett Academy	Detroit	MI	1998	412	k	8	CHARTER	No	Yes	C
George Crockett Consortium High	Detroit	MI	2002	34	9	12	CHARTER	No	Yes	
Gilbert Arts Academy	Gilbert	AZ	2008	160	k	6	CHARTER	No	Yes	Performing Plus
Hope of Detroit Academy	Detroit	MI	1999	477	k	8	CHARTER	No	Yes	C
Hope of Detroit Academy Consortium High	Detroit	MI	2002	33	9	12	CHARTER	No	No	
Joy Preparatory Academy - Dexter Campus	Detroit	MI	1999	288	3	8	CHARTER	No	Yes	C
Joy Preparatory Academy - Oakman Campus	Detroit	MI	1999	147	k	2	CHARTER	No	Yes	B
Lake Erie Academy	Toledo	OH	2002	208	k	8	CHARTER	No	Yes	OK
Leona Advanced Virtual Academy	Tempe	AZ	2010	20	7	12	CHARTER	Yes		
Liberty Arts Academy	Mesa	AZ	2008	169	k	6	CHARTER	No	Yes	Performing Plus
Maya High School	Phoenix	AZ	1998	397	9	12	CHARTER	No	Yes	Performing

**Address** 7878 N. 16 th St., Suite 150 Phone 602-953-2933  
 Phoenix, AZ 85020 Fax 602-953-0831

**Website and e-mail** www.leonagroup.com  
 through website

**Year Founded** 1996

School Name	City	State	Year Founded	2010 Enrollment	Grade Levels Served From	To	Charter School	Virtual School	Made AYP	State Rating
Mildred C Wells Academy	Benton Harbor	MI	2005	191	k	7	CHARTER	No	Yes	C
Northpointe Academy	Toledo	OH	2010	284	k	8	CHARTER	No		
Northridge Academy	Flint	MI	1999	293	k	8	CHARTER	No	Yes	C
Peoria Accelerated High School	Peoria	AZ	1999	384	9	12	CHARTER	No	No	Performing
Pierre Toussaint Academy	Detroit	MI	1998	392	k	8	CHARTER	No	Yes	C
Saginaw Preparatory Academy	Saginaw	MI	1997	384	k	8	CHARTER	No	Yes	A
Skyview High School	Tucson	AZ	1997	173	9	12	CHARTER	No	No	Performing
South Pointe High School	Phoenix	AZ	2003	593	9	12	CHARTER	No	Yes	Performing
South Pointe Public Charter Elementary School	Phoenix	AZ	2000	394	k	5	CHARTER	No	No	Performing
South Pointe Public Charter Middle School	Phoenix	AZ	1999	257	6	8	CHARTER	No	No	Performing
South Ridge High School	Phoenix	AZ	2007	436	9	12	CHARTER	No	No	Highly Performing
South Scioto Academy	Columbus	OH	2006	167	k	6	CHARTER	No	No	Improvement Year 2
Summit High School	Phoenix	AZ	1998	261	9	12	CHARTER	No	No	Performing
Sun Valley High School	Mesa	AZ	1997	501	9	12	CHARTER	No	Yes	Performing
Tempe Accelerated High School	Tempe	AZ	1997	179	9	12	CHARTER	No	No	Performing
Timothy L. Johnson Academy	Fort Wayne	IN	2002	278	k	7	CHARTER	No	Yes	Commendable Progress
Toledo Preparatory Academy	Toledo	OH	2002	110	9	12	CHARTER	No	No	At Risk
Traverse City College Preparatory Academy	Traverse City	MI	2007	48	9	12	CHARTER	No	Yes	
Vista Grove Preparatory Academy Elementary School	Mesa	AZ	2008	182	k	6	CHARTER	No	Yes	Performing
Vista Grove Preparatory Academy Middle School	Mesa	AZ	2002	36	7	9	CHARTER	No	Yes	Performing
Voyageur Academy	Detroit	MI	1998	352	k	6	CHARTER	No	Yes	B
Voyageur Consortium High School	Detroit	MI	2002	470	7	12	CHARTER	No	Yes	C
West Phoenix High School	Phoenix	AZ	1997	569	9	12	CHARTER	No	Yes	Performing
Wildwood Environmental Academy	Maumee	OH	2004	291	k	12	CHARTER	No	Yes	OK
<b>Total Number of Schools in 2010-2011= 61</b>				<b>Number of States= 5</b>		<b>Total Enrollment= 17,947</b>		<b>Percent of Schools Making AYP= 54.4%</b>		

## Leona Group, LLC, The

Large Company: Managing 10 or More Schools

2010-11

### Address

7878 N. 16 th St., Suite 150  
Phoenix, AZ 85020

### Telephone and Fax

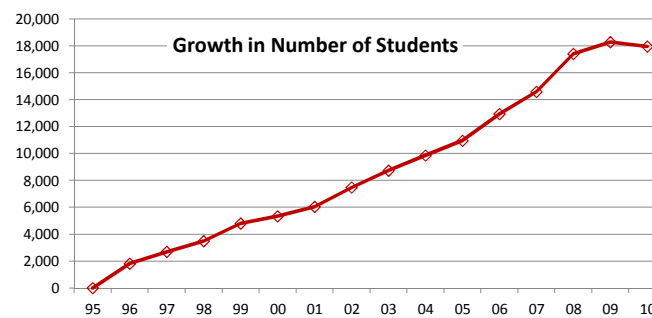
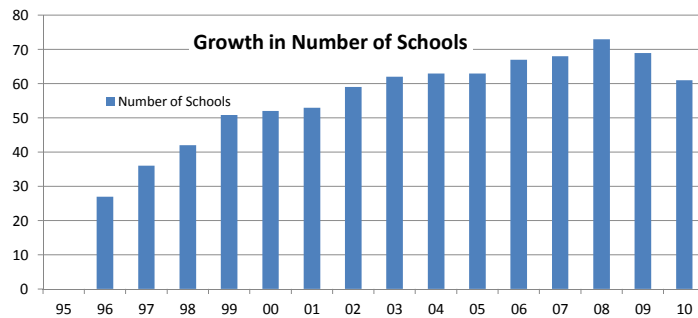
Phone 602-953-2933  
Fax 602-953-0831

### Website and e-mail

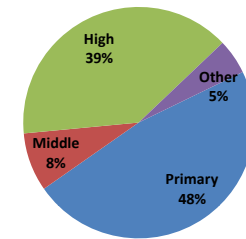
www.leonagroup.com  
through website

### Year Founded

1996



### Distribution of Schools by Level



### Notes:

- Data for 1995 to 2009 are estimates for student growth based on the number of schools operating in those years
- 2010 refers to the 2010-2011 school year

### Discontinued School Name

Mesa Arts Academy  
Athenian Academy of (Pinellas)  
Athenian Academy of Pasco (COUNTY)  
Paragon Academy of Technology  
Sunshine Elementary Charter School  
Paul Laurence Dunbar Academy  
Pompano Charter Middle School  
Great Lakes Environmental Academy  
  
William C. Abney Academy  
Montezuma Middle School

### Reason No Longer Profiled

No longer listed on EMO website  
Governed by local board (no longer Leona group)  
Cancellation of its management contract with the Leona Group  
Cancellation of its management contract with the Leona Group  
Cancellation of its management contract with the Leona Group  
It appeared on the state's closure list and was required to close by June 2010  
No longer listed on EMO website  
Great Lakes merged with Wildwood Environmental Academy, also managed by the Leona Group  
Sponsor GVSU reports the school as self-managed in 2009  
In January of 2010, Mr. Hammond dreamed of an online school for The Leona Group. He led the way to an online school with the support of Leona Group and by that October, the existing Montezuma Middle School, a traditional school, was converted to LAVA - Leona Advanced Virtual Academy.

**Address**  
42 Broadway, Suite 1039  
New York, NY 10004

**Telephone and Fax**  
Phone 212-232-0305  
Fax 404-841-3988

**Website and e-mail**  
www.mosaicaeducation.com  
partner@mosaicaeducation.com

**Year Founded**  
1997

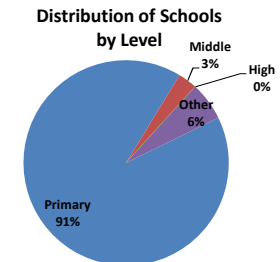
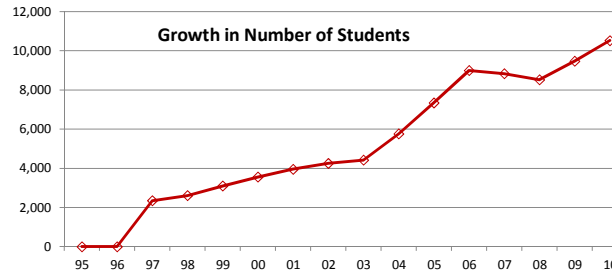
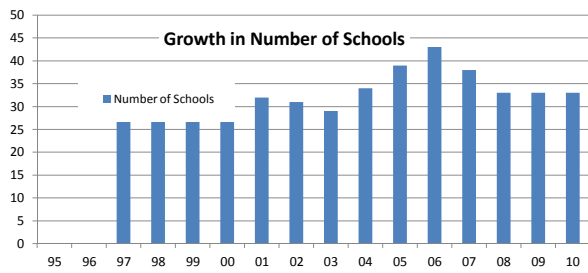
School Name	City	State	Year Founded	2010 Enrollment	Grades Served From To	Charter School	Virtual School	Made AYP	State Rating
Academy of Arts & Humanities	Warren	OH	2005	182	k 8	CHARTER	No	No	Improvement Year 2
Academy of Arts and Sciences	Lorain	OH	2005	141	k 3	CHARTER	No	Yes	Improvement Year 2 (Delay)
Ahwatukee Foothills Prep	Phoenix	AZ	2004	410	k 8	CHARTER	No	Yes	Performing Plus
Ahwatukee Foothills Prep Early College High	Phoenix	AZ	2010	*	9 9	CHARTER	No	No	
Arts and Sciences Preparatory Academy	Cleveland	OH	2006	207	k 8	CHARTER	No	No	Improvement Year 1 (Delay)
Arts and Technology Academy of Pontiac	Pontiac	MI	2001	400	k 8	CHARTER	No	No	D-Alert
Atlanta Preparatory Academy	Atlanta	GA	2009	400	k 6	DISTRICT	No	No	
Banning Lewis Ranch Academy at Northtree	Colorado Springs	CO	2006	712	k 8	CHARTER	No	Yes	Performance
Bay County Public School Academy	Bay City	MI	2001	262	k 8	CHARTER	No	Yes	B
Bingham Arts Academy	Alpena	MI	2004	205	k 8	CHARTER	No	Yes	B
Capital Area Academy	Lansing	MI	1999	208	k 8	CHARTER	No	Yes	B
Cleveland Arts & Social Sciences Academy	Cleveland	OH	2005	362	k 8	CHARTER	No	Yes	Improvement Year 3 (Delay)
Columbus Arts and Technology Academy	Columbus	OH	2004	406	k 8	CHARTER	No	No	Improvement Year 4 (Delay)
Columbus Humanities Arts and Technology Academy	Columbus	OH	2004	400	k 8	CHARTER	No	No	Improvement Year 4
Columbus Preparatory Academy	Columbus	OH	2004	677	k 8	CHARTER	No	Yes	OK
Cornerstone Academy Community	Westerville	OH	2000	395	k 8	CHARTER	No	No	At Risk
Discovery Arts & Technology	Inkster	MI	2005	220	k 8	CHARTER	No	Yes	B
Fell Charter School	Simpson	PA	2002	159	k 8	CHARTER	No	Yes	Group met measure
Foundation Academy of Mansfield	Mansfield	OH	2007	289	k 8	CHARTER	No	No	Improvement Year 2
Frazier Preparatory Academy	Chicago	IL	2007	431	k 8	CHARTER	No	No	Academic Early Warning Year 1
Grand Blanc Academy	Grand Blanc	MI	1999	409	k 8	CHARTER	No	No	B
Howard Road Academy Main Campus	Washington	DC	2001	562	k 6	CHARTER	No	No	C
Howard Road Academy - Martin Luther King	Washington	DC	2010	70	7 8	CHARTER	No	No	
Howard Road Academy Pennsylvania Ave Campus	Washington	DC	2001	166	k 3	CHARTER	No	No	
Jackson Arts and Technology Academy	Jackson	MI	2003	130	k 7	CHARTER	No	Yes	B
Mercury On-line Academy of Southern California	Temecula	CA	2009	195	k 11	CHARTER	Yes	No	Not Title 1
Northern Co. Academy of Arts & Knowledge (T.R. Paul)	Fort Collins	CO	2006	312	k 6	CHARTER	No	Yes	Performance
Phoenix Advantage Charter School	Phoenix	AZ	1997	532	k 8	CHARTER	No	No	Underperforming
Richfield Public School Academy	Flint	MI	2003	632	k 8	CHARTER	No	Yes	B
Riverbend Prep	Laveen	AZ	2008	287	k 6	CHARTER	No	Yes	Performing Plus
STAR Academy of Colorado Springs, Inc.	Colorado Springs	CO	2006	429	k 8	CHARTER	No	No	Turnaround
Star Academy Of Toledo	Toledo	OH	2008	187	k 8	CHARTER	No	No	Improvement Year 1
Youngstown Academy of Excellence	Youngstown	OH	2005	143	k 8	CHARTER	No	No	Improvement Year 2

Total Number of Schools in 2010-2011= 33

Number of States= 9

Total Enrollment= 10,520

Percent of Schools Making AYP= 50.0%



**Notes:**

a. Data for 1995 to 2009 are estimates for student growth based on the number of schools operating in those years  
b. 2010 refers to the 2010-2011 school year

**Discontinued School Name**

Howard Road Academy G Street Campus (Howard Road Academy - Jones Memorial G St)

Charter School of the Dunes

**Reason No Longer Profiled**

No longer listed on website, phone is disconnected, and Jones Memorial Methodist Church now in building  
Managed by American Quality Schools, a nonprofit EMO



# National Heritage Academies

Large Company: Managing 10 or More Schools

2010-2011

**Address** 3850 Broadmoor Ave SE, St. Phone 877-223-6402  
 Grand Rapids, MI 49512 Fax 616-575-6801  
**Website and e-mail** www.nhaschools.com  
 through website  
**Year Founded** 1995

School Name	City	State	Year Founded	2010		Grades Served		Charter School	Virtual School	Made AYP	State Rating
				Enrollment		From	To				
Achieve Charter Academy	Canton	MI	2009	660		k	7	CHARTER	No	Yes	
Alliance Academy of Cincinnati	Cincinnati	OH	2003	371		k	8	CHARTER	No	Yes	Improvement Year 3 (Delay)
Andrew J. Brown Academy	Indianapolis	IN	2003	633		k	8	CHARTER	No	No	Academic progress
Apex Academy	Cleveland	OH	2004	635		k	8	CHARTER	No	No	Improvement Year 5
Aspire Charter Academy	Gary	IN	2008	598		k	7	CHARTER	No	No	Academic probation
Atlanta Heights Charter School	Atlanta	GA	2010	373		k	5	CHARTER	No	No	Adequate Did Not Meet
Bennett Venture Academy	Toledo	OH	2005	730		k	8	CHARTER	No	Yes	Improvement Year 3 (Delay)
Brooklyn Dreams Charter School	Brooklyn	NY	2010	196		k	3	CHARTER	No		
Brooklyn Excelsior Charter School	Brooklyn	NY	2003	704		k	8	CHARTER	No	Yes	In Good Standing
Brooklyn Scholars Charter School	Brooklyn	NY	2009	248		k	4	CHARTER	No	Yes	In Good Standing
Buffalo United Charter School	Buffalo	NY	2003	650		k	8	CHARTER	No	No	In Good Standing
Burton Glen Charter Academy	Burton	MI	1999	737		k	8	CHARTER	No	Yes	B
Canton Charter Academy	Canton	MI	2000	728		k	8	CHARTER	No	Yes	A
Chandler Woods Charter Academy	Belmont	MI	1999	712		k	8	CHARTER	No	Yes	A
Cross Creek Charter Academy	Byron Center	MI	1997	735		k	8	CHARTER	No	Yes	A
Detroit Enterprise Academy	Detroit	MI	2004	725		k	8	CHARTER	No	Yes	B
Detroit Merit Charter Academy	Detroit	MI	2002	735		k	8	CHARTER	No	Yes	B
Detroit Premier Academy	Detroit	MI	2005	726		k	8	CHARTER	No	Yes	B
Eagle Crest Charter Academy	Holland	MI	1997	716		k	8	CHARTER	No	Yes	A
Emerson Academy of Dayton	Dayton	OH	2004	652		k	8	CHARTER	No	No	Improvement Year 1
Endeavor Charter Academy	Springfield	MI	1998	673		k	8	CHARTER	No	Yes	B
Excel Charter Academy	Grand Rapids	MI	1995	732		k	8	CHARTER	No	Yes	A
Flagship Charter Academy	Detroit	MI	2007	675		k	8	CHARTER	No	Yes	A
Forsyth Academies	Winston Salem	NC	1999	691		k	8	CHARTER	No	no	School met 20 (or 69.0%) out of 29 target goals
Fortis Academy	Ypsilanti	MI	2004	746		k	8	CHARTER	No	Yes	A
Foundations Academy	Brighton	CO	2010	430		k	5	CHARTER	No		
Great Oaks Academy	Warren	MI	2004	711		k	8	CHARTER	No	Yes	B
Greensboro Academy	Greensboro	NC	1999	726		k	8	CHARTER	No	Yes	School met 9 (or 100.0%) out of 9 target goals
Hamtramck Academy	Hamtramck	MI	2003	506		k	8	CHARTER	No	Yes	A
Inspire Charter Academy	Baton Rouge	LA	2010	418		k	6	CHARTER	No		
Keystone Academy	Belleville	MI	2003	751		k	8	CHARTER	No	Yes	A
Knapp Charter Academy	Grand Rapids	MI	1997	742		k	8	CHARTER	No	Yes	A
Landmark Academy at Reunion	Commerce City	CO	2007	670		k	8	CHARTER	No	Yes	Performance
Lansing Charter Academy	Lansing	MI	2009	391		k	6	CHARTER	No	Yes	
Laurus Academy	Southfield	MI	2004	753		k	8	CHARTER	No	Yes	B
Legacy Charter Academy	Detroit	MI	2010	405		k	5	CHARTER	No		
Linden Charter Academy	Flint	MI	1999	758		k	8	CHARTER	No	Yes	B

## National Heritage Academies

Large Company: Managing 10 or More Schools

2010-11

**Address**  
3850 Broadmoor Ave SE, Suite  
Grand Rapids, MI 49512

**Telephone and Fax**  
Phone 877-223-6402  
Fax 616-575-6801

**Website and e-mail**  
www.nhaschools.com  
through website

**Year Founded**  
1995

School Name	City	State	Year Founded	2010 Enrollment	Grade Levels Served From	To	Charter School	Virtual School	Made AYP	State Rating	
Metro Charter Academy	Romulus	MI	2000	735	k	8	CHARTER	No	Yes	B	
North Dayton School of Science and Discovery	Dayton	OH	2002	564	k	8	CHARTER	No	No	Improvement Year 6	
North Saginaw Charter Academy	Saginaw	MI	1999	518	k	8	CHARTER	No	Yes	B	
Orion Academy	Cincinnati	OH	2004	612	k	8	CHARTER	No	Yes	Improvement Year 3 (Delay)	
Paragon Charter Academy	Jackson	MI	1998	692	k	8	CHARTER	No	Yes	A	
Paramount Charter Academy	Kalamazoo	MI	1998	606	k	8	CHARTER	No	Yes	A	
Pathway School of Discovery	Dayton	OH	2003	752	k	8	CHARTER	No	Yes	Improvement Year 2 (Delay)	
Pinnacle Academy	Euclid	OH	2004	707	k	8	CHARTER	No	No	Improvement Year 5 School met 10 (or 76.9%) out of 13 target goals	
PreEminent Charter School	Raleigh	NC	2000	574	k	8	CHARTER	No	no	Improvement Year 5 School met 17 (or 63.0%) out of 27 target goals	
Prevail Academy	Mt Clemens	MI	2004	673	k	8	CHARTER	No	Yes	A School met 17 (or 63.0%) out of 27 target goals	
Queens Grant Community School	Mint Hill	NC	2002	1275	k	8	CHARTER	No	No		
Quest Charter Academy	Taylor	MI	2009	510	k	6	CHARTER	No	Yes		
Reach Academy	Roseville	MI	2008	638	k	7	CHARTER	No	Yes	A School met 10 (or 66.7%) out of 15 target goals	
Research Triangle Charter Academy	Durham	NC	2000	712	k	8	CHARTER	No	No		
Ridge Park Charter Academy	Grand Rapids	MI	1998	666	k	8	CHARTER	No	Yes	B	
Riverton Street Charter School	Queens	NY	2010	196	k	4	CHARTER	No			
South Arbor Charter Academy	Ypsilanti	MI	1999	760	k	8	CHARTER	No	Yes	A	
Southside Academy Charter School	Syracuse	NY	2002	655	k	8	CHARTER	No	Yes	In Good Standing	
Stambaugh Academy	Youngstown	OH	2006	423	k	8	CHARTER	No	No	Improvement Year 3	
Taylor Exemplar Academy	Taylor	MI	2006	693	k	8	CHARTER	No	Yes	A	
Timberland Academy	Muskegon	MI	1998	431	k	8	CHARTER	No	Yes	C	
Triumph Academy	Monroe	MI	2004	656	k	8	CHARTER	No	Yes	A	
Vanderbilt Charter Academy	Holland	MI	1996	478	k	8	CHARTER	No	Yes	B	
Vanguard Charter Academy	Wyoming	MI	1996	737	k	8	CHARTER	No	Yes	A	
Vista Charter Academy	Grand Rapids	MI	1996	729	k	8	CHARTER	No	Yes	C	
Walker Charter Academy	Walker	MI	1997	705	k	8	CHARTER	No	Yes	A	
Walton Charter Academy	Pontiac	MI	1999	779	k	8	CHARTER	No	Yes	B	
Warrendale Charter Academy	Detroit	MI	2001	730	k	8	CHARTER	No	Yes	B	
Windemere Park Charter Academy	Lansing	MI	1999	650	k	8	CHARTER	No	Yes	B	
Winterfield Venture Academy	Toledo	OH	2004	605	k	8	CHARTER	No	No	Improvement Year 4	
<b>Total Number of Schools in 2010-2011= 67</b>				<b>Number of States= 8</b>		<b>Total Enrollment= 42,503</b>		<b>Percent of Schools Making AYP= 77.4%</b>			

## National Heritage Academies

Large Company: Managing 10 or More Schools

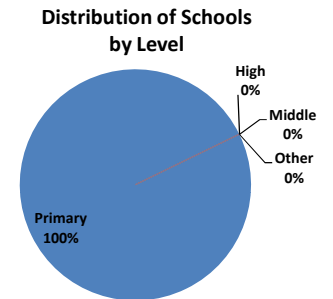
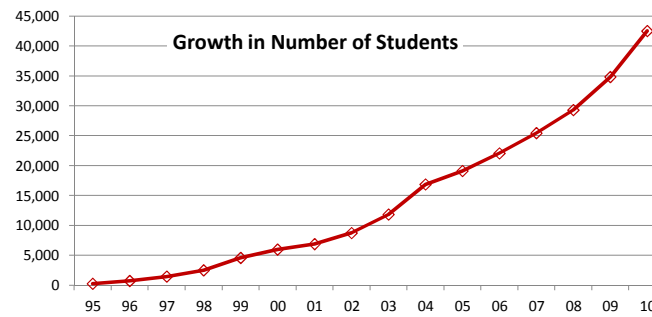
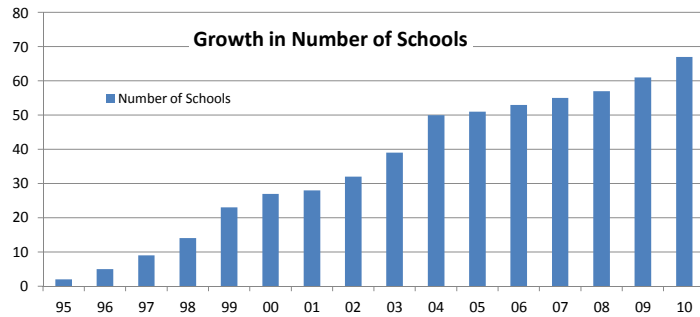
2010-11

**Address**  
3850 Broadmoor Ave SE, St. Phone  
Grand Rapids, MI 49512 Fax

**Telephone and Fax**  
877-223-6402  
616-575-6801

**Website and e-mail**  
www.nhaschools.com  
through website

**Year Founded**  
1995



**Notes:**

- a. Data for 1995 to 2009 are estimates for student growth based on the number of schools operating in those years
- b. 2010 refers to the 2010-2011 school year

Discontinued School Name	Reason No Longer Profiled

**Address**  
18 West 18th St, S9th Floor  
New York, NY 10011

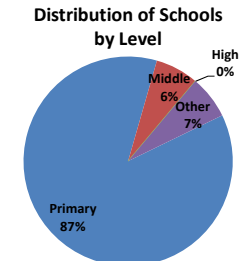
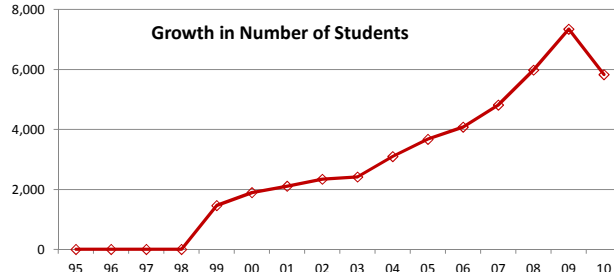
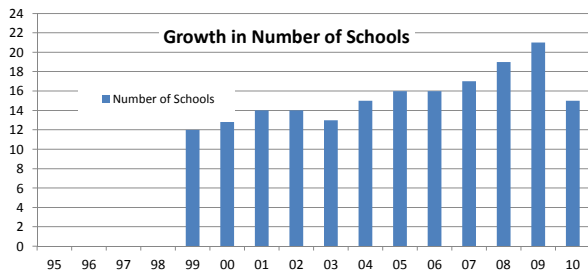
**Telephone and Fax**  
Phone 212-786-7900  
Fax 212-265-1742

**Website and e-mail**  
www.victoryschools.com  
through website

**Year Founded**  
1999

School Name	City	State	Year Founded	2010 Enrollment	Grades Served From To	Charter School	Virtual School	Made AYP	State Rating
Academy Charter School	Hempstead	NY	2009	240	k 4	CHARTER	No	Yes	In Good Standing
Bronx Global Learning Institute for Girls	Bronx	NY	2008	300	k 1	CHARTER	No	No	In Good Standing
Charter School of Educational Excellence	Yonkers	NY	2005	507	k 5	CHARTER	No	Yes	In Good Standing
Chicago International Charter School- Basil	Chicago	IL	2007	715	k 8	CHARTER	No	No	Academic Watch Status Year 7
Chicago International Charter School- Irving Park	Chicago	IL	2007	715	k 8	CHARTER	No	No	Academic Watch Status Year 7
Grand Concourse Academy Charter School	Bronx	NY	2004	350	k 5	CHARTER	No	Yes	In Good Standing
Hope Institute Learning Academy	Chicago	IL	2009	358	k 4	DISTRICT	No	No	Fully Recognized
Merrick Academy	Queens Village	NY	2000	494	k 6	CHARTER	No	Yes	In Good Standing
New Hope Academy Charter School	New York	NY	2010	168	k 2	CHARTER	No		
New World Preparatory Charter School	Staten Island	NY	2010	125	6 7	CHARTER	No		
NYC Charter HS for Arch., Eng., & Construction	Bronx	NY	2008	374	9 10	CHARTER	No	Yes	In Good Standing
Peninsula Preparatory Academy	Arverne	NY	2004	300	k 5	CHARTER	No	Yes	In Good Standing
Roosevelts Childrens Academy Charter School	Roosevelt	NY	2000	521	k 8	CHARTER	No	Yes	In Good Standing
S. Bronx CS for International Culture and the Arts	Bronx	NY	2005	400	k 3	CHARTER	No	Yes	In Good Standing
Sisulu-Walker Charter School of Harlem	New York	NY	1999	262	1 4	CHARTER	No	Yes	In Good Standing

Total Number of Schools in 2010-2011= 15      Number of States= 2      Total Enrollment= 5,829      Percent of Schools Making AYP= 69.2%



**Notes:**  
a. Data for 1995 to 2009 are estimates for student growth based on the number of schools operating in those years  
b. 2010 refers to the 2010-2011 school year

Discontinued School Name	Reason No Longer Profiled
New Covenant Charter School	This school was closed in June of 2010
Anna B. Pratt Elementary School (Pratt Anna B Sch)	All Philadelphia Victory Schools no longer managed, now partnership
E. W. Rhodes High School (Rhodes E Washington MS)	All Philadelphia Victory Schools no longer managed, now partnership
FitzSimons Thomas High School	All Philadelphia Victory Schools no longer managed, now partnership
George W. Pepper Middle School (Pepper George MS)	All Philadelphia Victory Schools no longer managed, now partnership
Mary McLeod Bethune School (Bethune Mary McLeod Sch)	All Philadelphia Victory Schools no longer managed, now partnership
Richard R. Wright School (Wright Richard R Sch)	All Philadelphia Victory Schools no longer managed, now partnership
Southwest Leadership Academy Cs	All Philadelphia Victory Schools no longer managed, now partnership

**Address**                      **Telephone and Fax**                      **Website and e-mail**                      **Year Founded**  
 159 South Main St, Suite 60( Phone                      330-535-6868                      www.whitehatmgmt.com                      1998  
 Akron, OH 44308                      Fax                      330-535-5055                      through website

School Name	City	State	Year Founded	2010 Enrollment	Grades Served From	To	Charter School	Virtual School	Made AYP	State Rating
Brighten Heights	Canton	OH	2002	336	k	12	CHARTER	No	No	Improvement Year 4
Hope Academy - Chapelside	Cleveland	OH	1998	443	k	8	CHARTER	No	No	Improvement Year 4
Hope Academy Cathedral Campus	Cleveland	OH	1998	519	k	8	CHARTER	No	No	Improvement Year 4
Hope Academy Cuyahoga Campus	Cleveland	OH	2003	439	k	8	CHARTER	No	No	Improvement Year 4
Hope Academy East Campus	Cleveland	OH	2003	342	k	8	CHARTER	No	Yes	Improvement Year 4 (Delay)
Hope Academy Lincoln Park Campus	Cleveland	OH	1999	218	k	8	CHARTER	No	Yes	Improvement Year 4 (Delay)
Hope Academy North Coast Campus	Cleveland	OH	2002	274	k	8	CHARTER	No	No	Improvement Year 4
Hope Academy Northwest Campus	Cleveland	OH	2004	429	k	8	CHARTER	No	No	Improvement Year 5
Hope Academy of Brown Street Campus	Akron	OH	1999	274	k	8	CHARTER	No	Yes	OK
Hope Academy University Campus	Akron	OH	1998	384	k	8	CHARTER	No	No	Improvement Year 1
Hope On-line Learning Center	Englewood	CO	2009	2851	k	12	DISTRICT	Yes	No	Turnaround
Life Skills Center Broward County	Oakland Park	FL	2005	308	9	12	CHARTER	No	No	
Life Skills Center - Lee County	Fort Myers	FL	2006	225	9	12	CHARTER	No		
Life Skills Center - Leon County	Tallahassee	FL	2006	312	9	12	CHARTER	No	No	
Life Skills Center - Miami-Dade County	Miami	FL	2005	259	9	12	CHARTER	No		
Life Skills Center - Opa-Locka	Opa Locka	FL	2006	297	9	12	CHARTER	No		
Life Skills Center - Orange County	Orlando	FL	2007	354	9	12	CHARTER	No	No	
Life Skills Center North	Clearwater	FL	2008	244	9	12	CHARTER	No		
Life Skills Center of Akron	Akron	OH	1999	169	9	12	CHARTER	No	No	Improvement Year 5
Life Skills Center of Arizona	Phoenix	AZ	2002	297	9	12	CHARTER	No	No	Performing
Life Skills Center of Canton	Canton	OH	2002	146	9	12	CHARTER	No	No	Improvement Year 5
Life Skills Center of Cincinnati	Cincinnati	OH	2000	229	9	12	CHARTER	No	No	Improvement Year 5
Life Skills Center of Cleveland	Cleveland	OH	1999	216	9	12	CHARTER	No	No	Improvement Year 5
Life Skills Center of Colorado Springs	Colorado Springs	CO	2004	310	10	12	CHARTER	No	No	Improvement
Life Skills Center of Columbus North	Columbus	OH	2006	160	9	12	CHARTER	No	No	Improvement Year 3
Life Skills Center of Columbus Southeast	Columbus	OH	2006	202	9	12	CHARTER	No	No	Improvement Year 4
Life Skills Center of Dayton	Dayton	OH	2005	231	9	12	CHARTER	No	No	Improvement Year 4
Life Skills Center of Denver	Denver	CO	2003	232	9	12	CHARTER	No	No	Turnaround
Life Skills Center of Elyria	Elyria	OH	2002	144	9	12	CHARTER	No	No	Improvement Year 6
Life Skills Center of Hamilton County	Cincinnati	OH	2003	168	9	12	CHARTER	No	No	Improvement Year 5
Life Skills Center of Lake Erie	Cleveland	OH	2003	242	9	12	CHARTER	No	No	Improvement Year 5
Life Skills Center of Middletown	Middletown	OH	2001	196	9	12	CHARTER	No	No	Improvement Year 5
Life Skills Center of North Akron	Akron	OH	2005	121	9	12	CHARTER	No	No	Improvement Year 3
Life Skills Center of Northeast Ohio	Cleveland	OH	2003	277	8	12	CHARTER	No	No	Improvement Year 5
Life Skills Center of Palm Beach County	Delray Beach	FL	2005	369	9	12	CHARTER	No	No	
Life Skills Center of Pontiac	Pontiac	MI	2004	157	9	12	CHARTER	No	No	
Life Skills Center of Springfield	Springfield	OH	2001	135	9	12	CHARTER	No	No	Improvement Year 5

# White Hat Management

Large Company: Managing 10 or More Schools

2010-11

**Address** 159 South Main St, Suite 60C  
Akron, OH 44308

**Telephone and Fax** Phone: 330-535-6868  
Fax: 330-535-5055

**Website and e-mail** www.whitehatmgmt.com  
through website

**Year Founded**  
1998

School Name	City	State	Year Founded	2010 Enrollment	Grade Levels Served From	Grade Levels Served To	Charter School	Virtual School	Made AYP	State Rating	
Life Skills Center of Summit County	Akron	OH	2003	125	9	12	CHARTER	No	No	Improvement Year 5	
Life Skills Center of Toledo	Toledo	OH	2002	162	9	12	CHARTER	No	No	Improvement Year 5	
Life Skills Center of Trumbull County	Warren	OH	2000	264	9	12	CHARTER	No	No	Improvement Year 5	
Life Skills Center of Youngstown	Youngstown	OH	1999	206	9	12	CHARTER	No	No	Improvement Year 5	
Life Skills Center Polk County East	Winter Haven	FL	2007	226	9	12	CHARTER	No	No		
Ohio Distance & Electronic Learning Academy	Akron	OH	2002	584	k	12	CHARTER	Yes	No	Improvement Year 6	
Pennsylvania Distance Learning CS	Sewickley	PA	2004	327	k	12	CHARTER	Yes	No	Corrective Action II 1st Year	
Riverside Academy	Cincinnati	OH	1999	248	k	8	CHARTER	No	No	Improvement Year 6	
Southside Academy	Youngstown	OH	2010	594	k	8	CHARTER	No			
				<b>Total Number of Schools in 2010-2011= 46</b>			<b>Number of States= 6</b>			<b>Total Enrollment= 15,245</b>	<b>Percent of Schools Making AYP= 7.3%</b>

# White Hat Management

**Large Company: Managing 10 or More Schools**

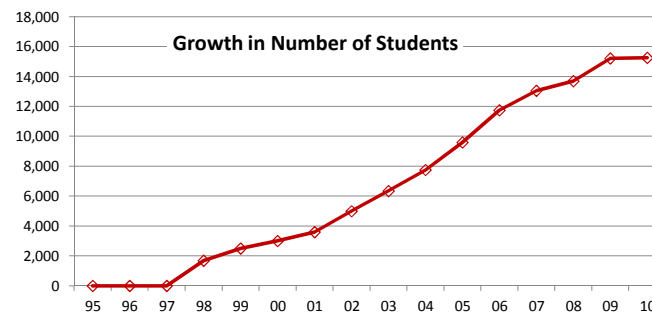
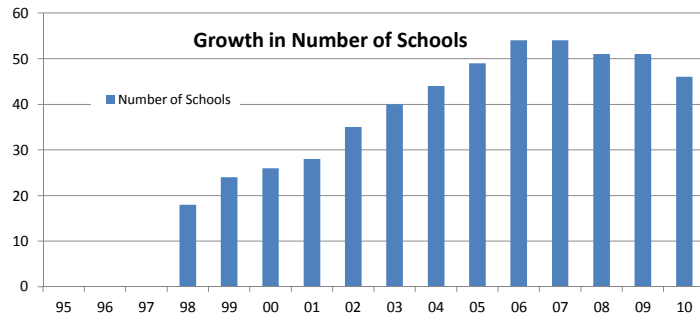
2010-11

**Address**  
159 South Main St, Suite 60  
Akron, OH 44308

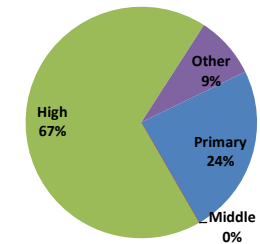
**Telephone and Fax**  
Phone 330-535-6868  
Fax 330-535-5055

**Website and e-mail**  
www.whitehatmgmt.com  
through website

**Year Founded**  
1998



**Distribution of Schools by Level**



**Notes:**

- a. Data for 1995 to 2009 are estimates for student growth based on the number of schools operating in those years
- b. 2010 refers to the 2010-2011 school year

Discontinued School Name	Reason No Longer Profiled
Life Skills Center of Metropolitan Detroit	It closed on 6/30/2010
Covenant House Academy Central	Managed by Youth Vision Solutions (Nonprofit) since 2010
Covenant House Academy East	Managed by Youth Vision Solutions (Nonprofit) since 2010
Covenant House Academy Southwest	Managed by Youth Vision Solutions (Nonprofit) since 2010
Life Skills Center Pinellas County	Pinellas County School Board in May 2010 voted not to renew its contract with Life Skills Center of St. Petersburg
Hope Academy of Broadway Campus	"The school's board of directors sent letters to the parents of 492 students saying the school was closed as of July 9, 2010"

# **Medium For-Profit Education Management Organizations**

Sorted in Alphabetical Order



# Accelerated Learning Solutions

Medium Company: Managing 4 to 9 Schools

2010-2011

**Address**  
3206 S. University Dr.  
Miramar, FL 33025

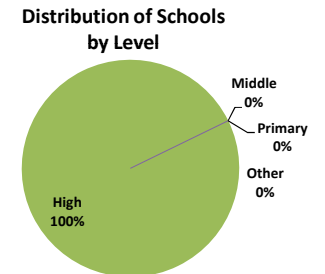
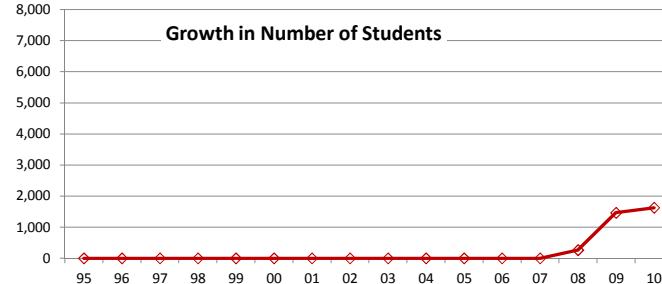
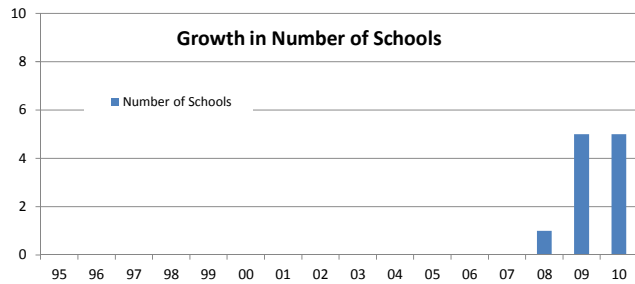
**Telephone and Fax**  
Phone 888-437-9353  
Fax 954-433-2575

**Website and e-mail**  
www.als-education.com  
through website

**Year Founded**  
2008

School Name	City	State	Year Founded	2010 Enrollment	Grades Served From To	Charter School	Virtual School	Made AYP	State Rating
Coronado High School	Fort Myers	FL	2009	342	9 12	CHARTER	No		
Dolphin Park High	Miramar	FL	2009	362	9 12	CHARTER	No	No	
Lauderhill High	Lauderhill	FL	2009	305	9 12	CHARTER	No	No	
North Nicholas High School	Cape Coral	FL	2008	258	9 12	CHARTER	No		
North University High	Sunrise	FL	2009	361	9 12	CHARTER	No	No	

**Total Number of Schools in 2010-2011= 5**      **Number of States= 1**      **Total Enrollment= 1,628**      **Percent of Schools Making AYP= 0.0%**



**Notes:**

- a. Data for 1995 to 2009 are estimates for student growth based on the number of schools operating in those years
- b. 2010 refers to the 2010-2011 school year

Discontinued School Name	Reason No Longer Profiled

# Advance Educational Services

Medium Company: Managing 4 to 9 Schools

2010-2011

**Address**  
4407 W St. Joe Hwy  
Lansing, MI 48917

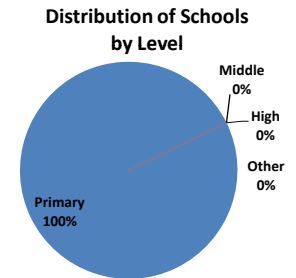
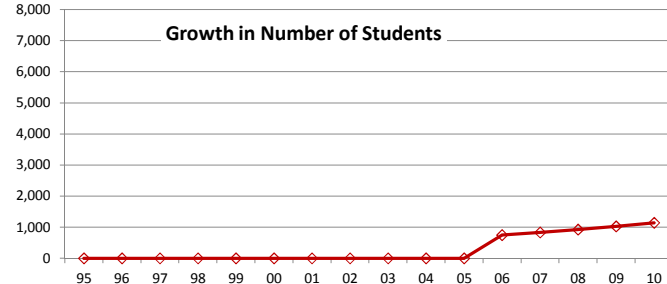
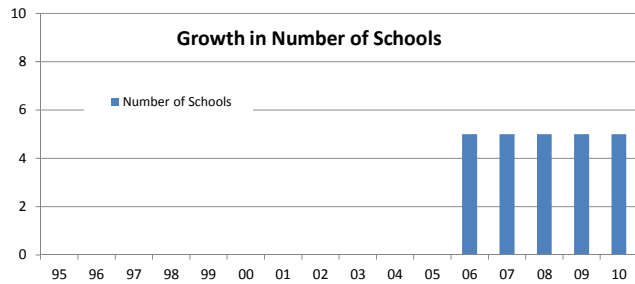
**Telephone and Fax**  
Phone 800-772-4125  
Fax 517-687-3380

**Website and e-mail**  
www.advanceteam.com  
None

**Year Founded**  
2006

School Name	City	State	Year Founded	2010 Enrollment	Grades Served From To	Charter School	Virtual School	Made AYP	State Rating
Island City Academy	Eaton Rapids	MI	1996	207	k 8	CHARTER	No	Yes	A
Walden Green Montessori	Spring Lake	MI	1995	218	k 8	CHARTER	No	Yes	A
West Michigan Academy of Arts and Academics	Spring Lake	MI	1995	379	k 8	CHARTER	No	No	B
White Pine Academy	Leslie	MI	1999	139	k 8	CHARTER	No	Yes	A
Woodland School	Traverse City	MI	1996	200	k 8	CHARTER	No	Yes	A

**Total Number of Schools in 2010-2011= 5**      **Number of States= 1**      **Total Enrollment= 1,143**      **Percent of Schools Making AYP= 80.0%**



**Notes:**  
a. Data for 1995 to 2009 are estimates for student growth based on the number of schools operating in those years  
b. 2010 refers to the 2010-2011 school year

Discontinued School Name	Reason No Longer Profiled

# Benjamin Franklin Charter School

Medium Company: Managing 4 to 9 Schools

2010-2011

**Address**  
320 East Warner Rd  
Gilbert, AZ 85296

**Telephone and Fax**  
Phone 480-632-0722  
Fax 480-632-8716

**Website and e-mail**  
benjaminfranklincharterschool.com  
None

**Year Founded**  
1995

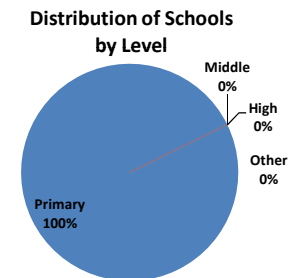
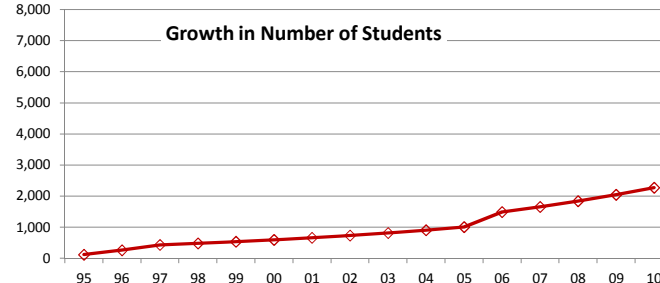
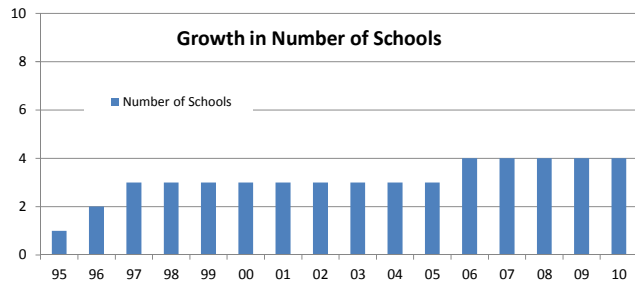
School Name	City	State	Year Founded	2010 Enrollment	Grades Served From To	Charter School	Virtual School	Made AYP	State Rating
Benjamin Franklin Charter School - Gilbert	Gilbert	AZ	1997	484	k 6	CHARTER	No	Yes	Highly Performing
Benjamin Franklin Charter School - Mesa	Mesa	AZ	1995	237	k 6	CHARTER	No	Yes	Performing Plus
Benjamin Franklin Charter School - Power Campus	Gilbert	AZ	2006	892	k 8	CHARTER	No	Yes	Highly Performing
Benjamin Franklin Charter School - Queen Creek	Queen Creek	AZ	1996	659	k 6	CHARTER	No	Yes	Performing Plus

Total Number of Schools in 2010-2011= 4

Number of States= 1

Total Enrollment= 2,272

Percent of Schools Making AYP= 100.0%



**Notes:**

- a. Data for 1995 to 2009 are estimates for student growth based on the number of schools operating in those years
- b. 2010 refers to the 2010-2011 school year

Discontinued School Name	Reason No Longer Profiled

# Cambridge Education LLC

Medium Company: Managing 4 to 9 Schools

2010-2011

**Address**  
400 Blue Hill Drive, North Lobby, Suite 100  
Westwood, MA 02090

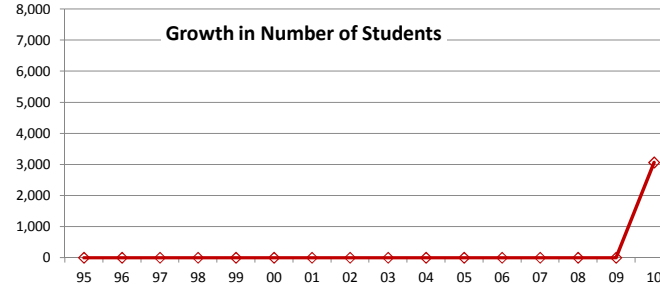
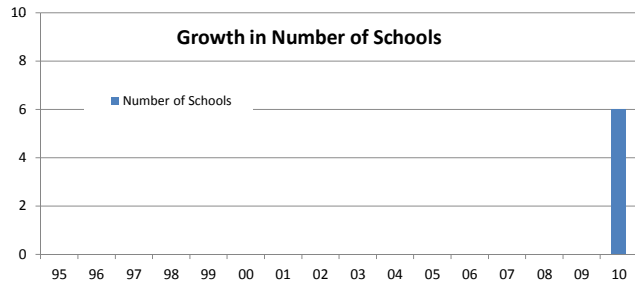
**Telephone and Fax**  
Phone 781-915-0040  
Fax 781-915-0001

**Website and e-mail**  
www.camb-ed-us.com  
info@camb-ed-us.com

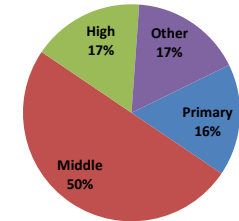
**Year Founded**  
2010

School Name	City	State	Year Founded	2010 Enrollment	Grades Served From To	Charter School	Virtual School	Made AYP	State Rating
Ellen Warren Chambliss Elementary School	Wakefield	VA	2010	220	k 3	DISTRICT	No	Yes	English improvement year 1, Math improvement year 1
James S. Russell Middle School	Lawrenceville	VA	2010	475	6 8	DISTRICT	No	Yes	English improvement year 1, Math improvement year 1
Peabody Middle School	Petersburg	VA	2010	548	6 7	DISTRICT	No	No	English improvement year 6, Math improvement year 1
Prince Edward County High	Farmville	VA	2010	759	9 12	DISTRICT	No	No	
Sussex Central Middle School	Sussex	VA	2010	371	4 7	DISTRICT	No	Yes	English improvement year 1, Math improvement year 1
Vernon Johns Junior High School	Petersburg	VA	2010	694	8 9	DISTRICT	No	No	English improvement year 7, Math improvement year 8

**Total Number of Schools in 2010-2011= 6**      **Number of States= 1**      **Total Enrollment= 3,067**      **Percent of Schools Making AYP= 60.0%**



**Distribution of Schools by Level**



**Notes:**  
a. Data for 1995 to 2009 are estimates for student growth based on the number of schools operating in those years  
b. 2010 refers to the 2010-2011 school year

Discontinued School Name	Reason No Longer Profiled

# Charter School Administrative Services

Medium Company: Managing 4 to 9 Schools

2010-2011

**Address**  
20820 Greenfield Rd.  
Oak Park, MI 48237

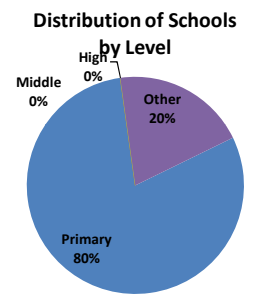
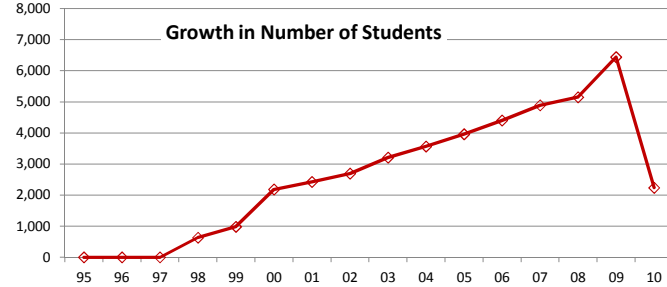
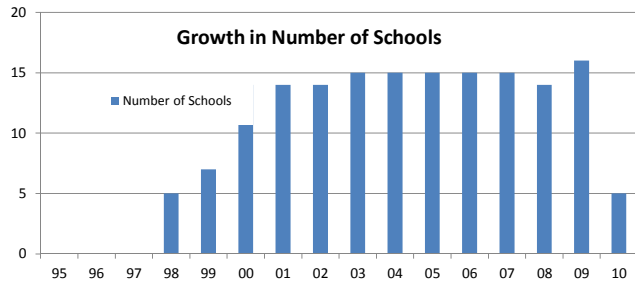
**Telephone and Fax**  
Phone 248-569-7787  
Fax 248-968-1373

**Website and e-mail**  
charteracademies.com  
information@charteracademies.com

**Year Founded**  
1995

School Name	City	State	Year Founded	2010 Enrollment	Grades Served From To	Charter School	Virtual School	Made AYP	State Rating
Academy of Lathrup Village	Lathrup Village	MI	1995	363	k 8	CHARTER	No	Yes	C
Academy of Southfield	Southfield	MI	1995	381	k 8	CHARTER	No	Yes	B
Academy of Warren	Warren	MI	2005	783	k 8	CHARTER	No	No	C
Academy of Waterford	Waterford	MI	2003	220	k 8	CHARTER	No	Yes	B
Academy of Westland	Westland	MI	1996	490	k 10	CHARTER	No	Yes	C

**Total Number of Schools in 2010-2011= 5**      **Number of States= 1**      **Total Enrollment= 2,237**      **Percent of Schools Making AYP= 80.0%**



**Notes:**

- a. Data for 1995 to 2009 are estimates for student growth based on the number of schools operating in those years
- b. 2010 refers to the 2010-2011 school year

**Discontinued School Name**

- Academy of Detroit West
- Academy of Kansas City
- Academy of Business & Tech
- Academy of Dayton
- Academy of Dallas
- Bexar County Academy
- Academy of Oak Park - Elementary
- Academy of Oak Park - High
- Academy of Oak Park - Middle
- Academy of Inkster
- Cherry Hill School of Performing Arts

**Reason No Longer Profiled**

- The schools is managed by CS Partners since 2010
- It closed at the end of the 2009 school year
- No longer listed on EMO website
- It closed at the end of the 2010 school year
- No longer listed on EMO website
- No longer listed on EMO website
- It closed on 6/30/2010
- It closed on 6/30/2010
- It closed on 6/30/2010
- It closed on 6/30/2010
- It closed on 6/30/2010

# Charter School Associates, Inc.

Medium Company: Managing 4 to 9 Schools

2010-2011

**Address**

4300 N University Drive, Suite C201  
Sunrise, FL 33351

**Telephone and Fax**

Phone 954-414-5767  
Fax 954-748-5717

**Website and e-mail**

www.charterschoolassociates.com  
charterhelp@charterschoolassociates.com

**Year Founded**

2003

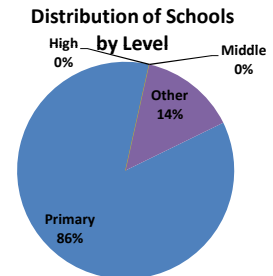
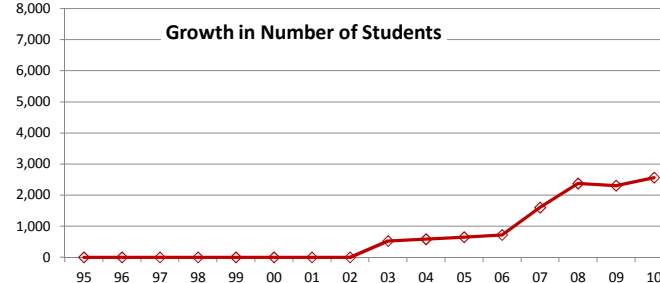
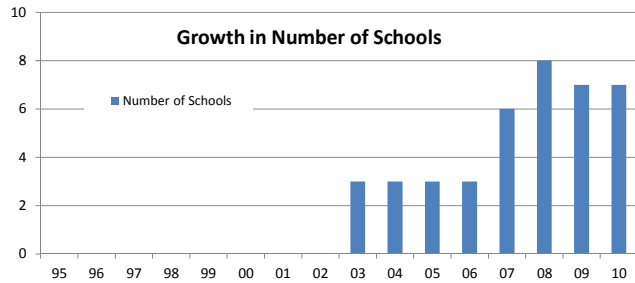
School Name	City	State	Year Founded	2010 Enrollment	Grades Served From To	Charter School	Virtual School	Made AYP	State Rating
Excelsior Charter of Broward	Tamarac	FL	2008	160	k 4	CHARTER	No	Yes	
Kidz Choice Charter School	Pembroke Pines	FL	2009	101	k 4	CHARTER	No	Yes	
Life Institute for Education Academy	Fort Myers	FL	2008	40	6 12	CHARTER	No	No	
Pemayetv Emahakv Our Way School	Okeechobee	FL	2007	178	k 5	CHARTER	No	Yes	B
Shiloh Elementary Charter School	Plant City	FL	2007	381	k 5	CHARTER	No	No	C
Summerville Advantage Academy	Homestead	FL	2007	554	k 7	CHARTER	No	No	A
The Charter School at Waterstone	Homestead	FL	2003	1151	k 8	CHARTER	No	No	A

Total Number of Schools in 2010-2011= 7

Number of States= 1

Total Enrollment= 2,565

Percent of Schools Making AYP= 50.0%



**Notes:**

- a. Data for 1995 to 2009 are estimates for student growth based on the number of schools operating in those years
- b. 2010 refers to the 2010-2011 school year

**Discontinued School Name**

**Reason No Longer Profiled**

# Choice Schools Associates, LLC

Medium Company: Managing 4 to 9 Schools

2010-2011

**Address**

P.O. Box 141493  
Grand Rapids, MI 49514

**Telephone and Fax**

Phone 616-785-8440  
Fax 616-785-8455

**Website and e-mail**

www.choiceschools.com  
info@choiceschools.com

**Year Founded**

1998

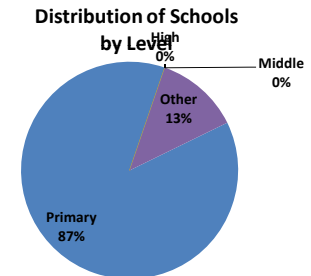
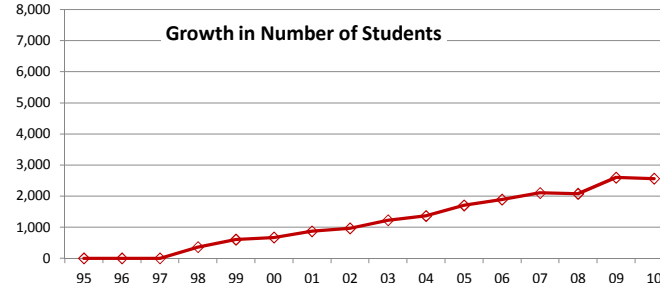
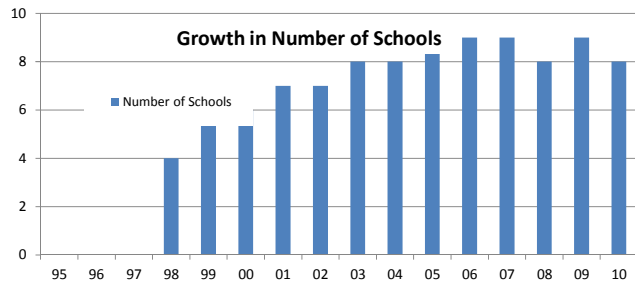
School Name	City	State	Year Founded	2010 Enrollment	Grades Served From To	Charter School	Virtual School	Made AYP	State Rating
Benton Harbor Charter School	Benton Harbor	MI	1999	442	k 8	CHARTER	No	Yes	B
Creative Montessori Academy	Southgate	MI	2001	624	k 8	CHARTER	No	Yes	A
Four Corners Montessori Academy	Madison Heights	MI	2009	284	k 8	CHARTER	No	Yes	
Global Preparatory Academy	Roseville	MI	1999	177	k 8	CHARTER	No	Yes	B
Hillsdale Preparatory School	Hillsdale	MI	2005	101	k 8	CHARTER	No	Yes	A
Morey Public School Academy	Shepherd	MI	1997	109	k 8	CHARTER	No	Yes	C
Three Oaks Public School Academy	Muskegon	MI	2003	297	k 5	CHARTER	No	No	B
W. Michigan Academy of Environmental Science	Grand Rapids	MI	1996	531	k 12	CHARTER	No	Yes	B

Total Number of Schools in 2010-2011= 8

Number of States= 1

Total Enrollment= 2,565

Percent of Schools Making AYP= 87.5%



**Notes:**

a. Data for 1995 to 2009 are estimates for student growth based on the number of schools operating in those years  
b. 2010 refers to the 2010-2011 school year

**Discontinued School Name**

Creative Learning Academy of Science, Mathematics and Humanities

**Reason No Longer Profiled**

No longer listed on EMO website

## Community Education Partners

Medium Company: Managing 4 to 9 Schools

2010-2011

**Address**  
2636 Elm Hill Pike, Suite 500  
Nashville, TN 37214

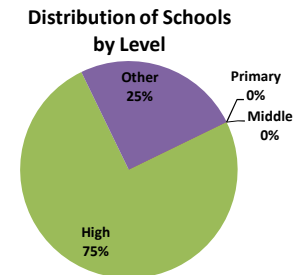
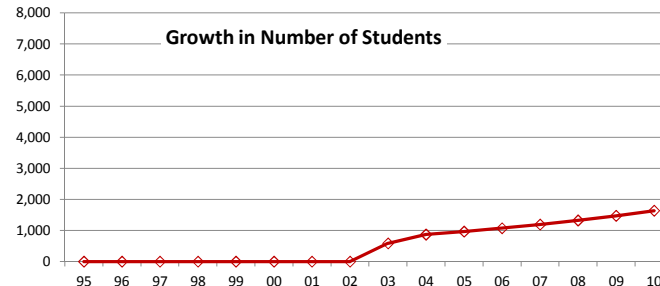
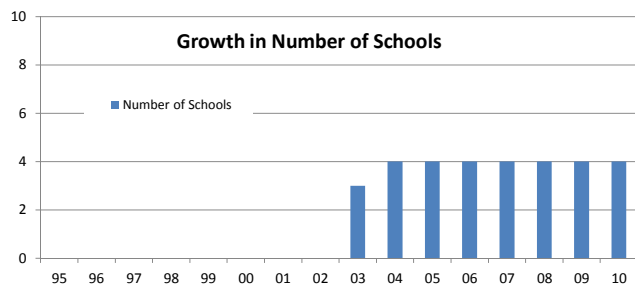
**Telephone and Fax**  
Phone 800-647-8439  
Fax 615-850-3819

**Website and e-mail**  
communityeducationpartners.com  
through website

**Year Founded**  
1996

School Name	City	State	Year Founded	2010 Enrollment	Grades Served From To	Charter School	Virtual School	Made AYP	State Rating
Aloma High Charter	Winter Park	FL	2009	437	9 12	CHARTER	No	No	English not in improvement, Math improvement year 3
Chancery High Charter	Orlando	FL	2003	468	9 12	CHARTER	No	No	
Richmond Alternative School	Richmond	VA	2004	268	6 11	DISTRICT	No	No	
Sheeler High Charter	Apopka	FL	2003	465	9 12	CHARTER	No	No	

**Total Number of Schools in 2010-2011= 4**      **Number of States= 2**      **Total Enrollment= 1,638**      **Percent of Schools Making AYP= 0.0%**



**Notes:**  
a. Data for 1995 to 2009 are estimates for student growth based on the number of schools operating in those years  
b. 2010 refers to the 2010-2011 school year

Discontinued School Name	Reason No Longer Profiled



**Address**  
4480 Refugee Road  
Columbus, OH 43232

**Telephone and Fax**  
Phone 614-322-7996  
Fax 614-863-9192

**Website and e-mail**  
www.eschoolconsultants.com  
info@eschoolconsultants.com

**Year Founded**  
2002

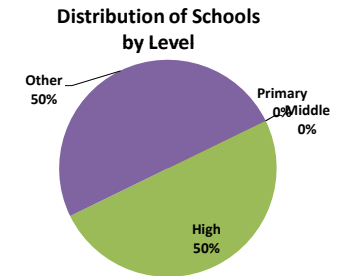
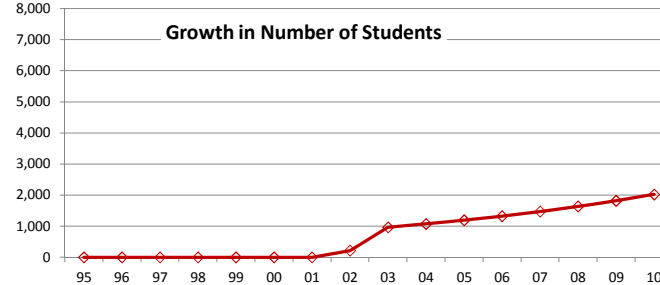
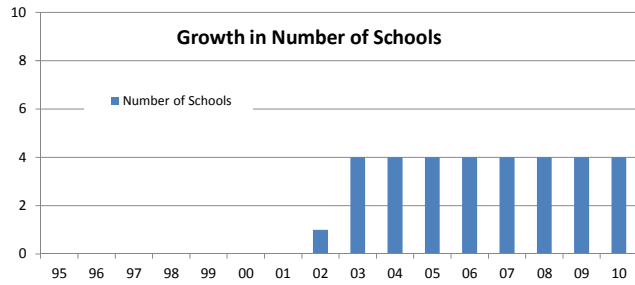
School Name	City	State	Year Founded	2010 Enrollment	Grades Served From To	Charter School	Virtual School	Made AYP	State Rating
Focus Learning Academy Northern Columbus	Columbus	OH	2003	302	k 12	CHARTER	No	No	Improvement Year 5
Focus Learning Academy of Southeastern Columbus	Columbus	OH	2003	231	9 12	CHARTER	No	No	Improvement Year 5
Focus Learning of Southwestern Columbus	Columbus	OH	2003	296	9 12	CHARTER	No	No	Improvement Year 5
Virtual Community School of Ohio	Columbus	OH	2002	1193	k 12	CHARTER	Yes	No	Improvement Year 6

Total Number of Schools in 2010-2011= 4

Number of States= 1

Total Enrollment= 2,022

Percent of Schools Making AYP= 0.0%



**Notes:**  
a. Data for 1995 to 2009 are estimates for student growth based on the number of schools operating in those years  
b. 2010 refers to the 2010-2011 school year

Discontinued School Name	Reason No Longer Profiled

# Evans Solution Management Company

Medium Company: Managing 4 to 9 Schools

2010-2011

**Address**  
5555 Conner St #2223  
Detroit, MI 48213

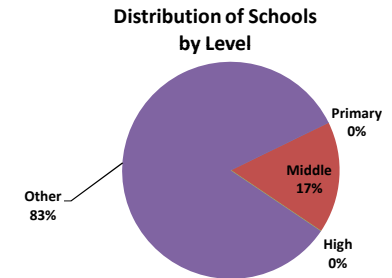
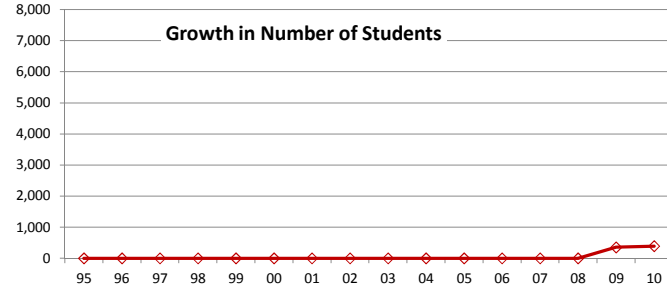
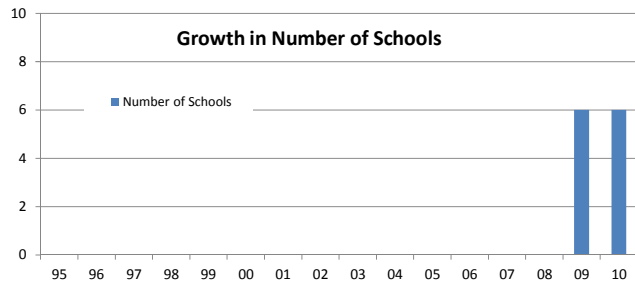
**Telephone and Fax**  
Phone 313-923-0000  
Fax 313-924-0095

**Website and e-mail**  
None  
None

**Year Founded**  
2009

School Name	City	State	Year Founded	2010 Enrollment	Grades Served From To	Charter School	Virtual School	Made AYP	State Rating
Blanche Kelso Bruce Academy Connor	Detroit	MI	2001	164	6 12	CHARTER	No	Yes	
Blanche Kelso Bruce Academy Depaul	Detroit	MI	2005	25	7 11	CHARTER	No		
Blanche Kelso Bruce Academy St. Antoine	Detroit	MI	2006	159	5 12	CHARTER	No	Yes	
Blanche Kelso Bruce Academy St. Judes	Detroit	MI	2007	7	6 9	CHARTER	No		
Blanche Kelso Bruce Academy Victors	Detroit	MI	2008	17	8 11	CHARTER	No		
Blanche Kelso Bruce Academy Wolverine	Detroit	MI	2007	20	5 11	CHARTER	No		

**Total Number of Schools in 2010-2011= 6**      **Number of States= 1**      **Total Enrollment= 392**      **Percent of Schools Making AYP= 100.0%**



**Notes:**  
a. Data for 1995 to 2009 are estimates for student growth based on the number of schools operating in those years  
b. 2010 refers to the 2010-2011 school year

Discontinued School Name	Reason No Longer Profiled

# Global Educational Excellence

Medium Company: Managing 4 to 9 Schools

2010-2011

**Address**  
2455 S. Industrial Hwy, Suite C  
Ann Arbor, MI 48105

**Telephone and Fax**  
Phone 734-369-9500  
Fax 734-369-9499

**Website and e-mail**  
gee-edu.com  
through website

**Year Founded**  
1998

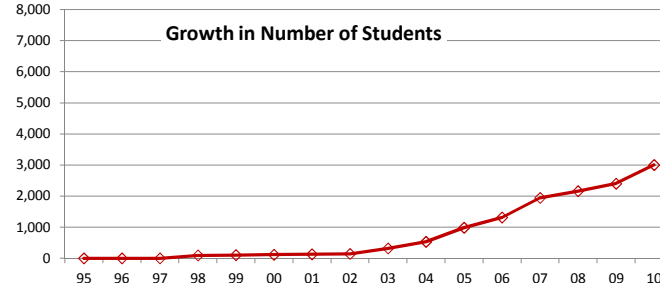
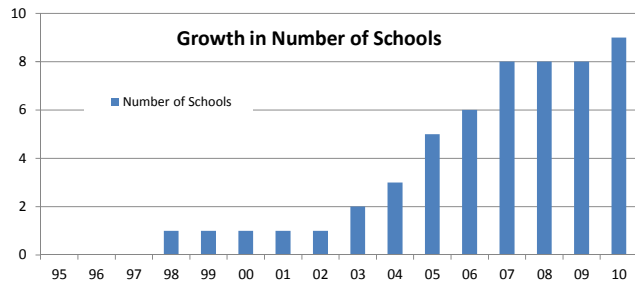
School Name	City	State	Year Founded	2010 Enrollment	Grades Served From To	Charter School	Virtual School	Made AYP	State Rating
Bridge Academy	Hamtramck	MI	2004	586	k 8	CHARTER	No	Yes	C
Bridge Academy of Ohio	Toledo	OH	2007	92	k 3	CHARTER	No	Yes	OK
Central Academy	Ann Arbor	MI	1996	525	k 12	CHARTER	No	Yes	C
Central Academy of Ohio	Toledo	OH	2007	64	4 8	CHARTER	No	Yes	OK
Frontier International Academy	Hamtramck	MI	2005	387	6 12	CHARTER	No	No	C
Global Heights Academy	Dearborn Heights	MI	2010	106	k 5	CHARTER	No		
Riverside Academy East	Dearborn	MI	2003	551	k 5	CHARTER	No	Yes	B
Riverside Academy West	Dearborn	MI	2005	543	6 12	CHARTER	No	Yes	C
Victory Academy	Ypsilanti	MI	2006	149	k 5	CHARTER	No	Yes	B

Total Number of Schools in 2010-2011= 9

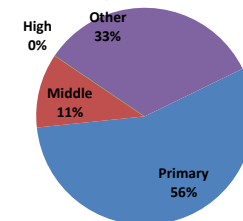
Number of States= 2

Total Enrollment= 3,003

Percent of Schools Making AYP= 87.5%



Distribution of Schools by Level



**Notes:**

- a. Data for 1995 to 2009 are estimates for student growth based on the number of schools operating in those years
- b. 2010 refers to the 2010-2011 school year

Discontinued School Name	Reason No Longer Profiled

# Humanities and Sciences Academy of the United States, Inc.

Medium Company: Managing 4 to 9 Schools

2010-2011

**Address**  
5201 N. 7th Street  
Phoenix, Arizona 85014

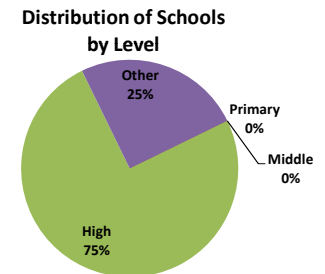
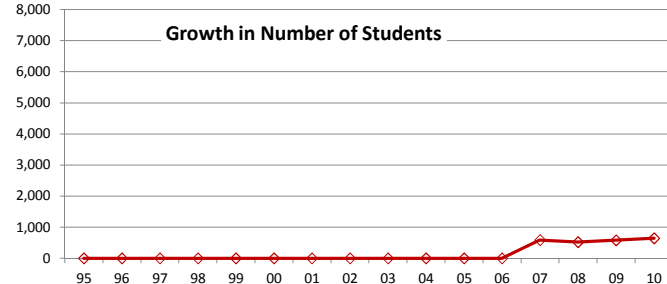
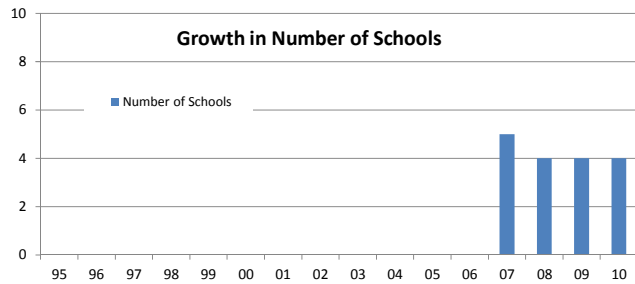
**Telephone and Fax**  
Phone 602-650-1333  
Fax 602-650-1777

**Website and e-mail**  
www.humsci.org  
0

**Year Founded**  
2007

School Name	City	State	Year Founded	2010 Enrollment	Grades Served From To	Charter School	Virtual School	Made AYP	State Rating
Humanities and Science Institute Tempe	Tempe	AZ	2001	*	11 12	CHARTER	No	Yes	Performing
Humanities and Sciences Academy Arizona	Tempe	AZ	2003	50	k 12	CHARTER	Yes	No	
International Commerce High School - Phoenix	Phoenix	AZ	1999	437	9 12	CHARTER	No	No	Performing
International Commerce High School - Tempe	Tempe	AZ	2000	158	9 12	CHARTER	No	No	Performing

**Total Number of Schools in 2010-2011= 4**      **Number of States= 1**      **Total Enrollment= 645**      **Percent of Schools Making AYP= 25.0%**



**Notes:**  
a. Data for 1995 to 2009 are estimates for student growth based on the number of schools operating in those years  
b. 2010 refers to the 2010-2011 school year

Discontinued School Name	Reason No Longer Profiled

**Address**  
309 SW 6th Ave, Suite 820  
Portland, OR 97204

**Telephone and Fax**  
Phone 877-25-INSIGHT  
Fax 866-529-1480

**Website and e-mail**  
insightschools.net  
inquire@insightschools.net

**Year Founded**  
2005

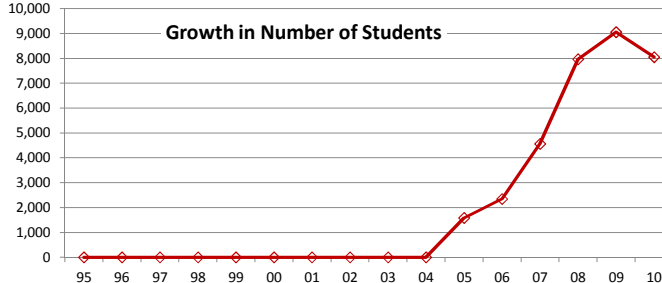
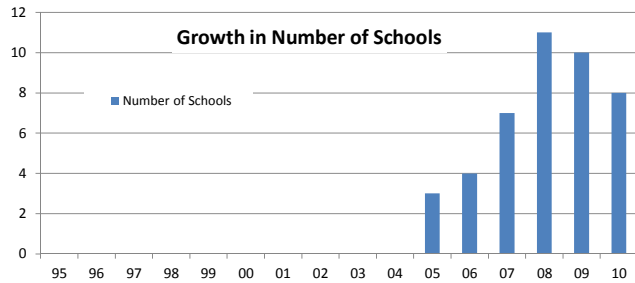
School Name	City	State	Year Founded	2010 Enrollment	Grades Served From To	Charter School	Virtual School	Made AYP	State Rating
Insight School of California - North Bay	Windsor	CA	2007	297	9 12	CHARTER	Yes	No	Not Title 1
Insight School of Colorado	Julesburg	CO	2008	1527	9 12	CHARTER	Yes	No	Turnaround
Insight School Of Ks At Hilltop Ed Center	Olathe	KS	2008	1466	9 12	CHARTER	Yes	No	
Insight School of Minnesota	Brooklyn Center	MN	2008	459	9 12	CHARTER	Yes	No	18.51% Proficient
Insight School of Oregon	Portland	OR	2010	66	9 12	CHARTER	No	No	
Insight School of Washington	Forks	WA	2006	2911	9 12	CHARTER	Yes	No	In Improvement: Step 2
Insight School of Wisconsin	Grantsburg	WI	2007	575	9 12	CHARTER	Yes	No	Level 1
iSucceed Virtual High School	Boise	ID	2008	748	9 12	CHARTER	Yes	Yes	School Improvement Year 1

Total Number of Schools in 2010-2011= 8

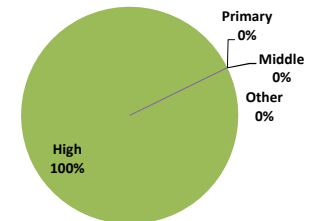
Number of States= 8

Total Enrollment= 8,049

Percent of Schools Making AYP= 16.7%



Distribution of Schools by Level



**Notes:**

a. Data for 1995 to 2009 are estimates for student growth based on the number of schools operating in those years  
b. 2010 refers to the 2010-2011 school year

**Discontinued School Name**

Insight School of South Carolina

**Reason No Longer Profiled**

No longer listed on EMO website

# Midwest Management Group Inc.

Medium Company: Managing 4 to 9 Schools

2010-2011

**Address**  
3170 Old Farm Lane  
Commerce Township, MI 48390

**Telephone and Fax**  
Phone 248-313-2000  
Fax 248-313-2009

**Website and e-mail**  
midwest-mgt.com  
None- website form doesn't work

**Year Founded**  
2007

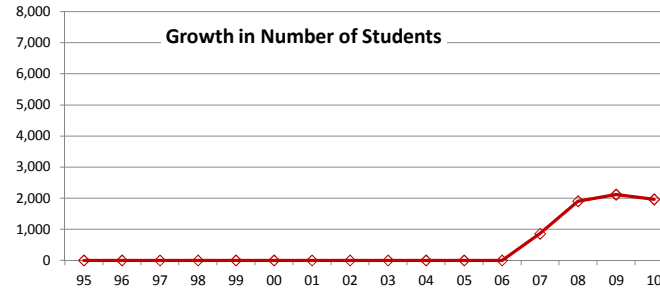
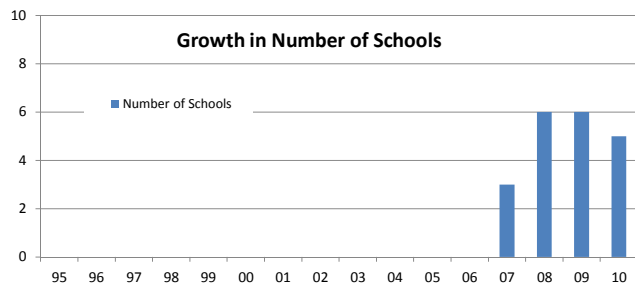
School Name	City	State	Year Founded	2010 Enrollment	Grades Served From To	Charter School	Virtual School	Made AYP	State Rating
Michigan Technical Academy	Detroit	MI	1995	216	k 1	CHARTER	No	Yes	B
Michigan Technical Academy Elementary	Detroit	MI	2008	307	2 4	CHARTER	No	Yes	B
Michigan Technical Academy Middle	Redford	MI	2008	433	5 8	CHARTER	No	Yes	B
West Village Academy	Dearborn	MI	1999	439	k 8	CHARTER	No	Yes	B
Woodward Academy	Detroit	MI	2008	567	k 8	CHARTER	No	Yes	C

Total Number of Schools in 2010-2011= 5

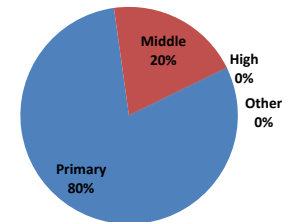
Number of States= 1

Total Enrollment= 1,962

Percent of Schools Making AYP= 100.0%



Distribution of Schools by Level



**Notes:**

a. Data for 1995 to 2009 are estimates for student growth based on the number of schools operating in those years

b. 2010 refers to the 2010-2011 school year

**Discontinued School Name**

Michigan Technical Academy High School

**Reason No Longer Profiled**

At the end of the 2009-10 school year, the Academy closed its HS program in order to bring better focus to its core K-8 program.

# OmniVest Properties Management, LLC

Medium Company: Managing 4 to 9 Schools

2010-2011

**Address**  
115 Pheasant Run, Suite 114  
Newtown, PA 18940

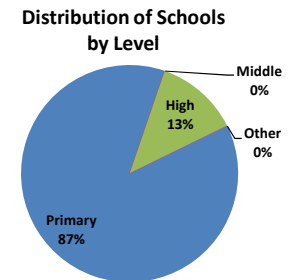
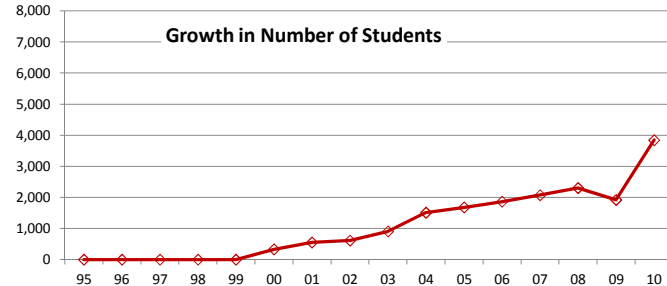
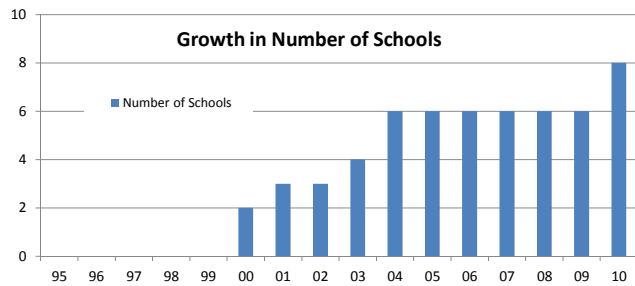
**Telephone and Fax**  
Phone 215-497-8301  
Fax 215-497-8305

**Website and e-mail**  
www.omninvestllc.com  
info@omninvest.com

**Year Founded**  
2000

School Name	City	State	Year Founded	2010 Enrollment	Grades Served From To	Charter School	Virtual School	Made AYP	State Rating
Alliance for Progress Charter School	Philadelphia	PA	1998	319	k 6	CHARTER	No	Yes	Made AYP
Discovery Charter School	Philadelphia	PA	2003	609	k 8	CHARTER	No	Yes	Made AYP
Franklin Towne Charter Elementary School	Philadelphia	PA	2009	338	3 6	CHARTER	No	Yes	Made AYP
Franklin Towne Charter High School	Philadelphia	PA	2000	950	9 12	CHARTER	No	Yes	Made AYP
Imani Education Circle Charter School	Philadelphia	PA	1999	454	k 8	CHARTER	No	No	Warning
Khepera Charter School	Philadelphia	PA	2004	426	k 8	CHARTER	No	Yes	Made AYP
People for People Charter School	Philadelphia	PA	2001	524	k 8	CHARTER	No	Yes	Making Progress: School Improvement I
Philadelphia Montessori Charter School	Philadelphia	PA	2004	223	k 6	CHARTER	No	no	Corrective Action I

**Total Number of Schools in 2010-2011= 8**      **Number of States= 1**      **Total Enrollment= 3,843**      **Percent of Schools Making AYP= 75.0%**



**Notes:**  
a. Data for 1995 to 2009 are estimates for student growth based on the number of schools operating in those years  
b. 2010 refers to the 2010-2011 school year

Discontinued School Name	Reason No Longer Profiled

# Performance Academies LLC

Medium Company: Managing 4 to 9 Schools

2010-2011

**Address**  
Two Easton Oval Drive, Suite 525  
Columbus, Ohio 43219

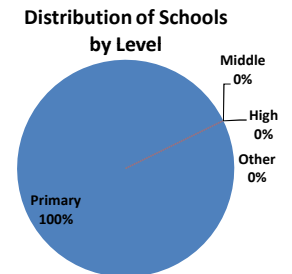
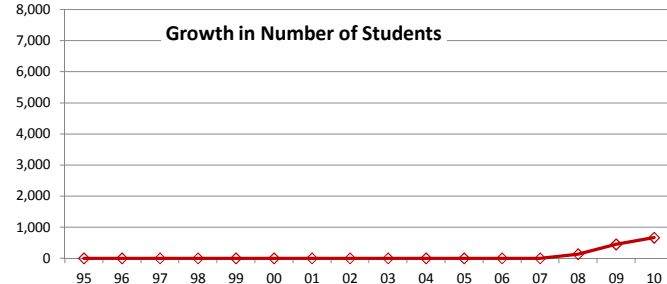
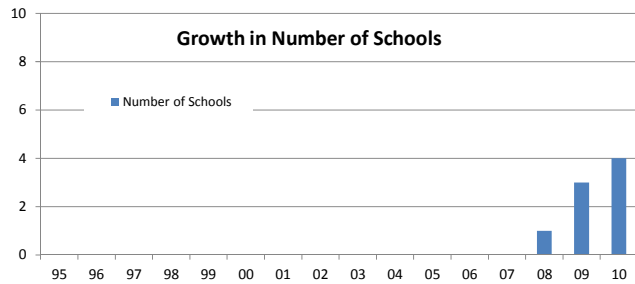
**Telephone and Fax**  
Phone 614-361-8220  
Fax 614-478-9619

**Website and e-mail**  
performanceacademies.com  
info@performanceacademies.com

**Year Founded**  
2007

School Name	City	State	Year Founded	2010 Enrollment	Grades Served From To	Charter School	Virtual School	Made AYP	State Rating
Bonita Springs Preparatory and Fitness Academy	Bonita Springs	FL	2009	189	k 6	CHARTER	No	Yes	A
Columbus Performance Academy	Columbus	OH	2010	63	k 5	CHARTER	No		
Fort Myers Preparatory and Fitness Academy	Fort Myers	FL	2009	153	k 7	CHARTER	No	No	A
Performance Academy Eastland	Columbus	OH	2008	259	k 7	CHARTER	No	Yes	OK

**Total Number of Schools in 2010-2011= 4**      **Number of States= 2**      **Total Enrollment= 664**      **Percent of Schools Making AYP= 66.7%**



**Notes:**  
a. Data for 1995 to 2009 are estimates for student growth based on the number of schools operating in those years  
b. 2010 refers to the 2010-2011 school year

Discontinued School Name	Reason No Longer Profiled



# Pinnacle Education, Inc.

Medium Company: Managing 4 to 9 Schools

2010-2011

**Address**  
2224 W. Southern Ave., Suite 1  
Tempe, AZ 85282

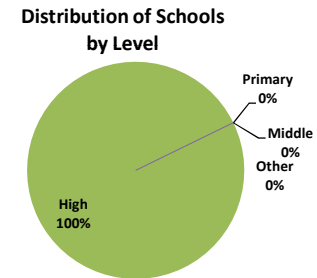
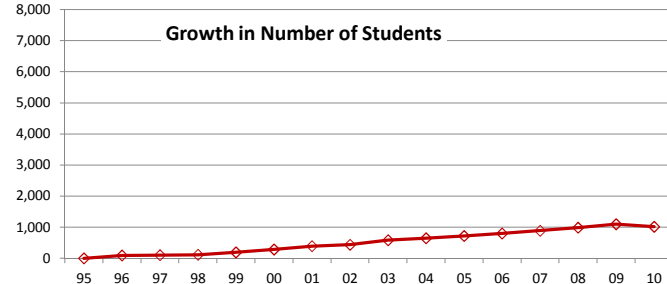
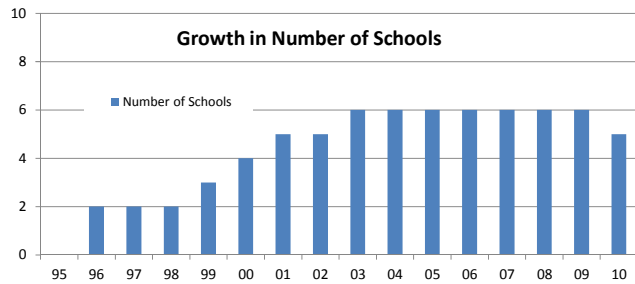
**Telephone and Fax**  
Phone 480-755-8222  
Fax 480-755-8111

**Website and e-mail**  
pinnacleeducation.com  
pinnacle@pin-ed.com

**Year Founded**  
1995

School Name	City	State	Year Founded	2010 Enrollment	Grades Served From To	Charter School	Virtual School	Made AYP	State Rating
Pinnacle Charter High School - Nogales	Nogales	AZ	2001	122	9 12	CHARTER	No	No	Performing
Pinnacle Charter High School - Tempe (East)	Tempe	AZ	2000	88	9 12	CHARTER	No	No	Performing
Pinnacle High School - Casa Grande	Casa Grande	AZ	1999	113	9 12	CHARTER	No	No	Performing
Pinnacle High School - Mesa	Mesa	AZ	1996	92	9 12	CHARTER	No	No	Performing
Pinnacle Virtual High School Tempe West	Tempe	AZ	2003	601	9 12	CHARTER	Yes		

**Total Number of Schools in 2010-2011= 5**      **Number of States= 1**      **Total Enrollment= 1,016**      **Percent of Schools Making AYP= 0.0%**



**Notes:**  
a. Data for 1995 to 2009 are estimates for student growth based on the number of schools operating in those years  
b. 2010 refers to the 2010-2011 school year

Discontinued School Name	Reason No Longer Profiled
Pinnacle Charter High School - Chandler	No longer listed on EMO website

# Rader Group

Medium Company: Managing 4 to 9 Schools

2010-2011

**Address**  
1982 Lewis Turner Blvd Suite D  
Fort Walton Beach, FL 32547

**Telephone and Fax**  
Phone 850-314-6571  
Fax 850-314-0329

**Website and e-mail**  
None  
None

**Year Founded**  
1997

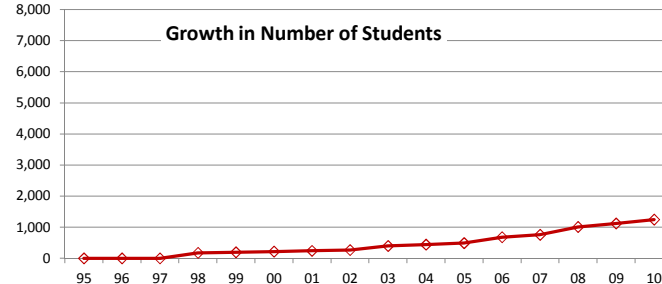
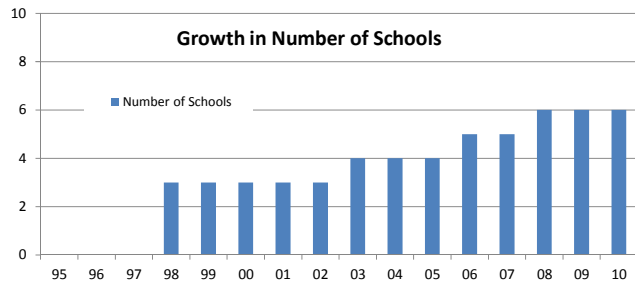
School Name	City	State	Year Founded	2010 Enrollment	Grades Served From To	Charter School	Virtual School	Made AYP	State Rating
Florida Intl Academy Charter	Miami	FL	1998	352	6 8	CHARTER	No	No	B
Learning Academy of Santa Rosa	Milton	FL	2008	90	6 12	CHARTER	No	No	
Milestones Community School of Lake County	Leesburg	FL	1998	200	k 8	CHARTER	No	No	C
Okaloosa Academy	Fort Walton Bch	FL	1998	328	6 12	CHARTER	No	No	
Walton Academy	Tampa	FL	2006	167	k 5	CHARTER	No	No	C
Walton Academy	Defuniak Springs	FL	2003	110	6 12	CHARTER	No	No	

Total Number of Schools in 2010-2011= 6

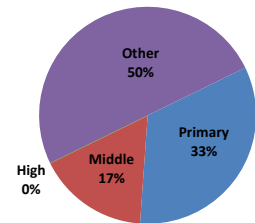
Number of States= 1

Total Enrollment= 1,247

Percent of Schools Making AYP= 0.0%



Distribution of Schools by Level



**Notes:**

- a. Data for 1995 to 2009 are estimates for student growth based on the number of schools operating in those years
- b. 2010 refers to the 2010-2011 school year

Discontinued School Name	Reason No Longer Profiled

# Romine Group, LLC, The

Medium Company: Managing 4 to 9 Schools

2010-2011

**Address**  
7877 Stead, Suite 100  
Utica, MI 48317

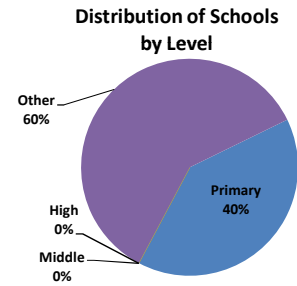
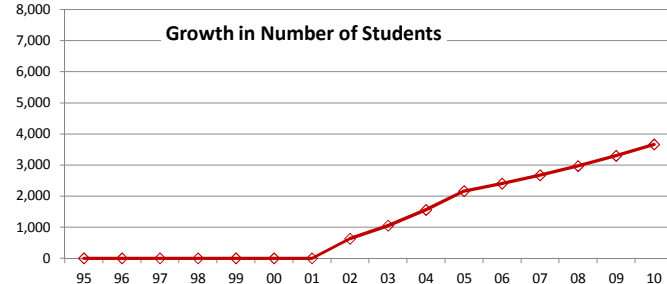
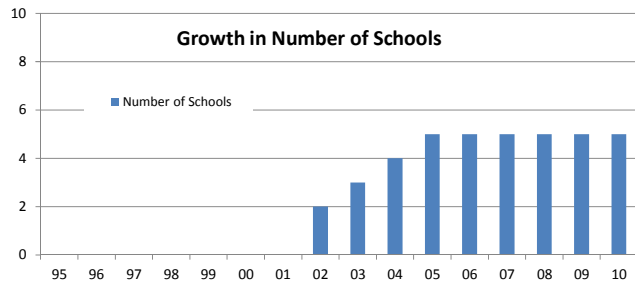
**Telephone and Fax**  
Phone 586-731-5300  
Fax 586-731-5307

**Website and e-mail**  
therominegroup.com  
None

**Year Founded**  
1996

School Name	City	State	Year Founded	2010 Enrollment	Grades Served From To	Charter School	Virtual School	Made AYP	State Rating
Bradford Academy	Southfield	MI	2003	1522	k 12	CHARTER	No	Yes	C
Hanley International Academy	Hamtramck	MI	2005	623	k 8	CHARTER	No	Yes	B
Madison Academy	Burton	MI	2004	367	k 6	CHARTER	No	Yes	B
Merritt Academy	New Haven	MI	2002	433	k 12	CHARTER	No	Yes	B
Trillium Academy	Taylor	MI	2002	720	k 12	CHARTER	No	Yes	C

**Total Number of Schools in 2010-2011= 5**      **Number of States= 1**      **Total Enrollment= 3,665**      **Percent of Schools Making AYP= 100.0%**



**Notes:**  
a. Data for 1995 to 2009 are estimates for student growth based on the number of schools operating in those years  
b. 2010 refers to the 2010-2011 school year

Discontinued School Name	Reason No Longer Profiled

# SABIS Educational Systems

Medium Company: Managing 4 to 9 Schools

2010-2011

**Address**  
6385 Beach Rd  
Eden Prairie, MN 55344

**Telephone and Fax**  
Phone 952-918-1850  
Fax 952-918-1851

**Website and e-mail**  
www.sabis.net  
info@sabis.net

**Year Founded**  
1985

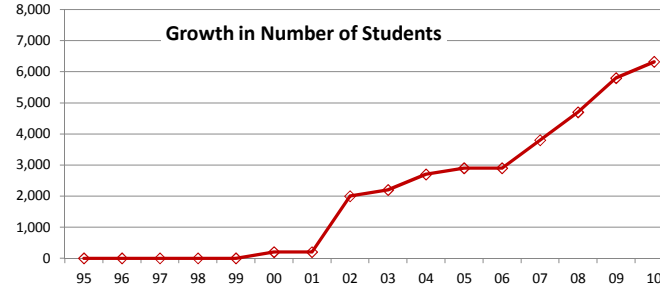
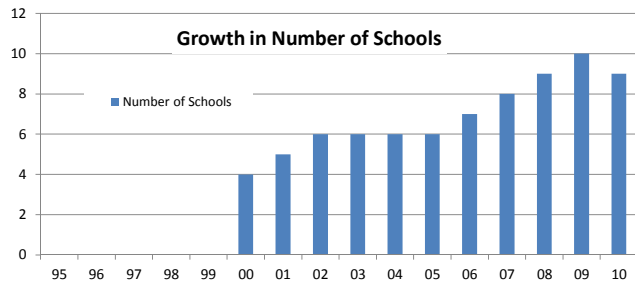
School Name	City	State	Year Founded	2010 Enrollment	Grades Served From To	Charter School	Virtual School	Made AYP	State Rating
Holyoke Community Charter School	Holyoke	MA	2000	703	k 8	CHARTER	No	No	Low-Very Low
International Academy of Flint (k-12)	Flint	MI	1999	1150	k 12	CHARTER	No	Yes	C
International Academy of Saginaw	Saginaw	MI	2007	270	k 6	CHARTER	No	Yes	A
Linwood Public Charter School	Shreveport	LA	2009	425	6 8	CHARTER	No	No	
Milestone SABIS Academy of New Orleans	New Orleans	LA	2002	425	k 8	CHARTER	No	Yes	One star
Mt Auburn International Academy	Cincinnati	OH	2008	520	k 11	CHARTER	No	No	Improvement Year 1
Peachtree Hope Charter School	Atlanta	GA	2010	580	k 5	CHARTER	No	No	Adequate Did Not Meet
SABIS International Charter School	Springfield	MA	1995	1570	k 12	CHARTER	No	No	High
SABIS International School	Phoenix	AZ	2003	680	k 8	CHARTER	No	Yes	Performing Plus

Total Number of Schools in 2010-2011= 9

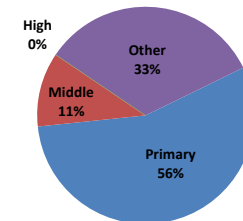
Number of States= 6

Total Enrollment= 6,323

Percent of Schools Making AYP= 57.1%



Distribution of Schools by Level



**Notes:**

a. Data for 1995 to 2009 are estimates for student growth based on the number of schools operating in those years  
b. 2010 refers to the 2010-2011 school year

**Discontinued School Name**  
The International College Preparatory Academy  
Brooklyn Ascend Charter School

**Reason No Longer Profiled**  
No longer listed on EMO website  
Managed by AscendLearning

# Varner and Associates International LLC

Medium Company: Managing 4 to 9 Schools

2010-2011

**Address**  
19244 W 11 Mile Rd  
Lathrup Village, MI 48076-3209

**Telephone and Fax**  
Phone 248-552-1345  
Fax 248-905-5035

**Website and e-mail**  
None  
None

**Year Founded**  
2009

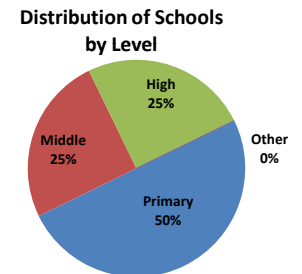
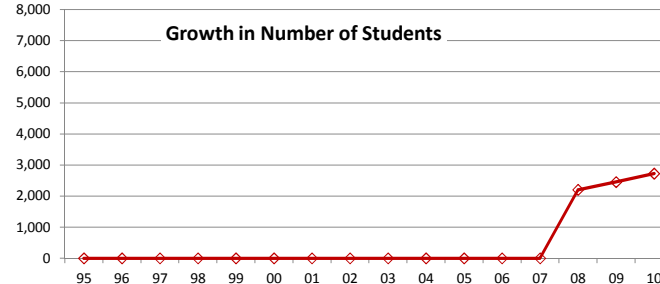
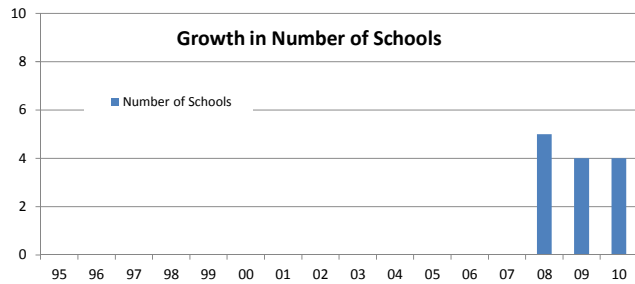
School Name	City	State	Year Founded	2010 Enrollment	Grades Served From To	Charter School	Virtual School	Made AYP	State Rating
Chandler Park Academy Elementary	Harper Woods	MI	1997	1003	k 5	CHARTER	No	Yes	B
Chandler Park Academy High	Harper Woods	MI	1997	659	9 12	CHARTER	No	No	C
Chandler Park Academy Middle	Harper Woods	MI	1997	638	6 8	CHARTER	No	Yes	B
Dr. Charles Drew Academy	Ecorse	MI	2005	427	k 8	CHARTER	No	Yes	C

Total Number of Schools in 2010-2011= 4

Number of States= 1

Total Enrollment= 2,727

Percent of Schools Making AYP= 75.0%



**Notes:**

- a. Data for 1995 to 2009 are estimates for student growth based on the number of schools operating in those years
- b. 2010 refers to the 2010-2011 school year

Discontinued School Name	Reason No Longer Profiled

# **Small For-Profit Education Management Organizations**

Sorted in Alphabetical Order

## 777 Educational Management Company

**Address**  
3100 Elmwood St  
Detroit, MI 48207

**Telephone and Fax**  
Phone 313-875-2207  
Fax 313-875-2311

**Website and e-mail**  
None  
None

**Year Founded**  
1998

School Name	City	State	Year Founded	2010 Enrollment	Grades Served		Charter School	Virtual School	Made AYP	State Rating
					From	To				
Ross Hill Academy Elementary	Detroit	MI	1998	135	k	8	CHARTER	No	No	B
Ross Hill Academy High School	Detroit	MI	1998	60	9	12	CHARTER	No	Yes	C
<b>Total Number of Schools in 2010-2011= 2</b>		<b>Number of States= 1</b>		<b>Total Enrollment= 195</b>		<b>Percent of Schools Making AYP= 50.0%</b>				

**Notes:**

- a. Data for 1995 to 2009 are estimates for student growth based on the number of schools operating in those years
- b. 2010 refers to the 2010-2011 school year

Discontinued School Name	Reason No Longer Profiled

## A Childs View School Inc.

**Address**  
2846 West Drexel Road, Suite 100  
Tucson, AZ 85746

**Telephone and Fax**  
Phone 520-578-2075  
Fax 520-578-2076

**Website and e-mail**  
None  
None

**Year Founded**  
2005

School Name	City	State	Year Founded	2010 Enrollment	Grade Levels Served		Charter School	Virtual School	Made AYP	State Rating
					From	To				
A Childs View School	Tucson	AZ	2005	63	k	5	CHARTER	No	Yes	Performing Plus
<b>Total Number of Schools in 2010-2011= 1</b>		<b>Number of States= 1</b>		<b>Total Enrollment= 63</b>		<b>Percent of Schools Making AYP= 100.0%</b>				

**Notes:**

- a. Data for 1995 to 2009 are estimates for student growth based on the number of schools operating in those years
- b. 2010 refers to the 2010-2011 school year

Discontinued School Name	Reason No Longer Profiled

## Academic Leadership Services, L.P.

**Address**  
127 Crimson Drive  
Pittsburgh, PA 15237

**Telephone and Fax**  
Phone 412-687-2227  
Fax 412-682-6559

**Website and e-mail**  
None  
drbjwhite@yahoo.com

**Year Founded**  
2007

School Name	City	State	Year Founded	2010 Enrollment	Grades Served From To	Charter School	Virtual School	Made AYP	State Rating
Career Connections CHS	Pittsburgh	PA	1999	263	9 12	CHARTER	No	No	School Improvement II
<b>Total Number of Schools in 2010-2011= 1</b>		<b>Number of States= 1</b>		<b>Total Enrollment= 263</b>		<b>Percent of Schools Making AYP= 0.0%</b>			

**Notes:**

- a. Data for 1995 to 2009 are estimates for student growth based on the number of schools operating in those years
- b. 2010 refers to the 2010-2011 school year

Discontinued School Name	Reason No Longer Profiled

## Accelerated Learning Center, Inc.

**Address**  
4105 E. Shea Blvd  
Phoenix, AZ 85028

**Telephone and Fax**  
Phone 602-485-0309  
Fax 602-485-9356

**Website and e-mail**  
canadyalc.com  
scanady@canadyalc.com

**Year Founded**  
1997

School Name	City	State	Year Founded	2010 Enrollment	Grade Levels Served From To	Charter School	Virtual School	Made AYP	State Rating
Accelerated Learning Center	Phoenix	AZ	1997	225	9 12	CHARTER	No	Yes	Performing
<b>Total Number of Schools in 2010-2011= 1</b>		<b>Number of States= 1</b>		<b>Total Enrollment= 225</b>		<b>Percent of Schools Making AYP= 100.0%</b>			

**Notes:**

- a. Data for 1995 to 2009 are estimates for student growth based on the number of schools operating in those years
- b. 2010 refers to the 2010-2011 school year

Discontinued School Name	Reason No Longer Profiled



## ACH of America, LLC

**Address** 777 E. Altamonte Drive  
Altamonte Springs, FL 32701

**Telephone and Fax** Phone 800-215-7112  
Fax 407-788-0180

**Website and e-mail** www.achcorp.com  
info@achcorp.com

**Year Founded** 1972

School Name	City	State	Year Founded	2010 Enrollment	Grades Served From To	Charter School	Virtual School	Made AYP	State Rating
Educational Horizons Charter School	Melbourne	FL	2008	93	k 5	CHARTER	No	No	
Literacy Leadership Technology Academy	Tampa	FL	2005	244	6 8	CHARTER	No	No	A
The Island School	Boca Grande	FL	2008	43	k 5	CHARTER	No	Yes	
<b>Total Number of Schools in 2010-2011= 3</b>		<b>Number of States= 1</b>		<b>Total Enrollment= 380</b>		<b>Percent of Schools Making AYP= 33.3%</b>			

**Notes:**

a. Data for 1995 to 2009 are estimates for student growth based on the number of schools operating in those years  
b. 2010 refers to the 2010-2011 school year

Discontinued School Name	Reason No Longer Profiled
Discovery Middle Charter School	Managed by Leona Group since 2010

## Allen-Cochran Enterprises

**Address** 1691 W. Grand Canyon Dr  
Chandler, AZ 85248

**Telephone and Fax** Phone 480-632-1940  
Fax 480-632-1398

**Website and e-mail** ceeeagles.com  
None

**Year Founded** 1997

School Name	City	State	Year Founded	2010 Enrollment	Grade Levels Served From To	Charter School	Virtual School	Made AYP	State Rating
Center for Educational Excellence	Tempe	AZ	1997	327	k 8	CHARTER	No	Yes	Excelling
<b>Total Number of Schools in 2010-2011= 1</b>		<b>Number of States= 1</b>		<b>Total Enrollment= 327</b>		<b>Percent of Schools Making AYP= 100.0%</b>			

**Notes:**

a. Data for 1995 to 2009 are estimates for student growth based on the number of schools operating in those years  
b. 2010 refers to the 2010-2011 school year

Discontinued School Name	Reason No Longer Profiled
--------------------------	---------------------------

## Altair Learning Management

**Address**  
305 W Nationwide Boulevard  
Columbus, OH 43215-2309

**Telephone and Fax**  
Phone 888-326-8395  
Fax 614-492-8894

**Website and e-mail**  
ecotohio.org  
through website

**Year Founded**  
2000

School Name	City	State	Year Founded	2010 Enrollment	Grades Served		Charter School	Virtual School	Made AYP	State Rating
					From	To				
Electronic Classroom of Tomorrow	Columbus	OH	2001	8361	k	12	CHARTER	Yes	No	Improvement Year 8
<b>Total Number of Schools in 2010-2011= 1</b>		<b>Number of States= 1</b>		<b>Total Enrollment= 8,361</b>		<b>Percent of Schools Making AYP= 0.0%</b>				

**Notes:**

- a. Data for 1995 to 2009 are estimates for student growth based on the number of schools operating in those years
- b. 2010 refers to the 2010-2011 school year

Discontinued School Name	Reason No Longer Profiled

## American Basic Schools, LLC

**Address**  
1327 E Hackamore St  
Mesa, AZ 85203

**Telephone and Fax**  
Phone 480-964-4602  
Fax 480-964-6566

**Website and e-mail**  
burkebasicschool.com  
info@burkebasicschool.com

**Year Founded**  
1999

School Name	City	State	Year Founded	2010 Enrollment	Grade Levels Served		Charter School	Virtual School	Made AYP	State Rating
					From	To				
Burke Basic School	Mesa	AZ	2000	861	k	6	CHARTER	No	Yes	Performing Plus
<b>Total Number of Schools in 2010-2011= 1</b>		<b>Number of States= 1</b>		<b>Total Enrollment= 861</b>		<b>Percent of Schools Making AYP= 100.0%</b>				

**Notes:**

- a. Data for 1995 to 2009 are estimates for student growth based on the number of schools operating in those years
- b. 2010 refers to the 2010-2011 school year

Discontinued School Name	Reason No Longer Profiled

## American Institutional Management Services

**Address**  
5728 Schaefer Road, Suite 200  
Dearborn, MI 48126

**Telephone and Fax**  
Phone 313-624-2000  
Fax 313-846-4514

**Website and e-mail**  
aimsus.com  
through website

**Year Founded**  
1996

School Name	City	State	Year Founded	2010 Enrollment	Grades Served		Charter School	Virtual School	Made AYP	State Rating
					From	To				
The Dearborn Academy	Dearborn	MI	1997	501	k	8	CHARTER	No	Yes	C
<b>Total Number of Schools in 2010-2011= 1</b>		<b>Number of States= 1</b>		<b>Total Enrollment= 501</b>		<b>Percent of Schools Making AYP= 100.0%</b>				

**Notes:**

- a. Data for 1995 to 2009 are estimates for student growth based on the number of schools operating in those years
- b. 2010 refers to the 2010-2011 school year

Discontinued School Name	Reason No Longer Profiled

## Bardwell Group

**Address**  
19800 Beech Daly Rd  
Redford, MI 48240

**Telephone and Fax**  
Phone 313-450-0642  
Fax 313-450-0644

**Website and e-mail**  
bardwellgroup.com  
mail@bardwellgroup.com

**Year Founded**  
1998

School Name	City	State	Year Founded	2010 Enrollment	Grade Levels Served		Charter School	Virtual School	Made AYP	State Rating
					From	To				
David Ellis Academy	Detroit	MI	1998	307	k	8	CHARTER	No	Yes	B
David Ellis Academy West	Redford	MI	2006	817	k	8	CHARTER	No	No	B
<b>Total Number of Schools in 2010-2011= 2</b>		<b>Number of States= 1</b>		<b>Total Enrollment= 1,124</b>		<b>Percent of Schools Making AYP= 50.0%</b>				

**Notes:**

- a. Data for 1995 to 2009 are estimates for student growth based on the number of schools operating in those years
- b. 2010 refers to the 2010-2011 school year

Discontinued School Name	Reason No Longer Profiled

## Black Star Educational Management

**Address**  
19410 Livernois  
Detroit, MI 48221

**Telephone and Fax**  
Phone 248-223-9290  
Fax 248-223-9514

**Website and e-mail**  
nsoroma.org  
None

**Year Founded**  
1997

School Name	City	State	Year Founded	2010 Enrollment	Grades Served		Charter School	Virtual School	Made AYP	State Rating
					From	To				
Nsoroma Institute	Detroit	MI	1997	228	k	8	CHARTER	No	No	B
<b>Total Number of Schools in 2010-2011= 1</b>		<b>Number of States= 1</b>		<b>Total Enrollment= 228</b>		<b>Percent of Schools Making AYP= 0.0%</b>				

**Notes:**

- a. Data for 1995 to 2009 are estimates for student growth based on the number of schools operating in those years
- b. 2010 refers to the 2010-2011 school year

Discontinued School Name	Reason No Longer Profiled

## Bright Beginnings School, Inc.

**Address**  
400 N. Andersen Blvd  
Chandler, AZ 85224

**Telephone and Fax**  
Phone 480-821-1404  
Fax 480-821-1463

**Website and e-mail**  
bbschl.com  
kedris@bbschl.com

**Year Founded**  
1994

School Name	City	State	Year Founded	2010 Enrollment	Grade Levels Served		Charter School	Virtual School	Made AYP	State Rating
					From	To				
Bright Beginnings School	Chandler	AZ	1996	433	k	6	CHARTER	No	Yes	Excelling
<b>Total Number of Schools in 2010-2011= 1</b>		<b>Number of States= 1</b>		<b>Total Enrollment= 433</b>		<b>Percent of Schools Making AYP= 100.0%</b>				

**Notes:**

- a. Data for 1995 to 2009 are estimates for student growth based on the number of schools operating in those years
- b. 2010 refers to the 2010-2011 school year

Discontinued School Name	Reason No Longer Profiled

## Bright Horizons Family Solutions LLC

**Address**  
200 Talcott Avenue South  
Watertown, MA 02472

**Telephone and Fax**  
Phone 617-673-8000  
Fax 617-673-8001

**Website and e-mail**  
brighthorizons.com  
parents@brighthorizons.com

**Year Founded**  
1986

School Name	City	State	Year Founded	2010 Enrollment	Grades Served From To	Charter School	Virtual School	Made AYP	State Rating
JFK Medical Center Charter School	Lake Worth	FL	1998	505	k 5	CHARTER	No	No	A
<b>Total Number of Schools in 2010-2011= 1</b>		<b>Number of States= 1</b>		<b>Total Enrollment= 505</b>		<b>Percent of Schools Making AYP= 0.0%</b>			

**Notes:**

- a. Data for 1995 to 2009 are estimates for student growth based on the number of schools operating in those years
- b. 2010 refers to the 2010-2011 school year

Discontinued School Name	Reason No Longer Profiled

## Carter, Reddy and Associates

**Address**  
24123 Greenfield Rd., Ste. 307  
Southfield, MI 48075

**Telephone and Fax**  
Phone 866-903-7323  
Fax 248-233-6173

**Website and e-mail**  
crandassociates.org  
candr@crandassociates.org

**Year Founded**  
2002

School Name	City	State	Year Founded	2010 Enrollment	Grade Levels Served From To	Charter School	Virtual School	Made AYP	State Rating
Dreamland Academy	Little Rock	AR	2007	265	k 8	CHARTER	No	No	2-Schools on Alert
<b>Total Number of Schools in 2010-2011= 1</b>		<b>Number of States= 1</b>		<b>Total Enrollment= 265</b>		<b>Percent of Schools Making AYP= 0.0%</b>			

**Notes:**

- a. Data for 1995 to 2009 are estimates for student growth based on the number of schools operating in those years
- b. 2010 refers to the 2010-2011 school year

Discontinued School Name	Reason No Longer Profiled

## Champion Schools, Inc.

**Address**  
1313 N. 2nd St, #17  
Phoenix, AZ 85004

**Telephone and Fax**  
Phone (602) 341-6527  
Fax 602-341-3529

**Website and e-mail**  
championschools.org  
info@championschools.org

**Year Founded**  
1999

School Name	City	State	Year Founded	2010 Enrollment	Grades Served From To	Charter School	Virtual School	Made AYP	State Rating
Summit Elementary	Phoenix	AZ	1999	266	K 8	CHARTER	No	Yes	Performing
<b>Total Number of Schools in 2010-2011= 1</b>		<b>Number of States= 1</b>		<b>Total Enrollment= 266</b>		<b>Percent of Schools Making AYP= 100.0%</b>			

**Notes:**

- a. Data for 1995 to 2009 are estimates for student growth based on the number of schools operating in those years
- b. 2010 refers to the 2010-2011 school year

Discontinued School Name	Reason No Longer Profiled

## Charter School Management Inc.

**Address**  
302 E. 5th St.  
Chester, PA 19013

**Telephone and Fax**  
Phone 610-447-0200  
Fax 610-447-8546

**Website and e-mail**  
chartersmi.com  
through website

**Year Founded**  
1999

School Name	City	State	Year Founded	2010 Enrollment	Grade Levels Served From To	Charter School	Virtual School	Made AYP	State Rating
Chester Community Charter School	Chester	PA	1998	2734	k 8	CHARTER	No	Yes	Group met measure
<b>Total Number of Schools in 2010-2011= 1</b>		<b>Number of States= 1</b>		<b>Total Enrollment= 2,734</b>		<b>Percent of Schools Making AYP= 100.0%</b>			

**Notes:**

- a. Data for 1995 to 2009 are estimates for student growth based on the number of schools operating in those years
- b. 2010 refers to the 2010-2011 school year

Discontinued School Name	Reason No Longer Profiled

## Compass High School, Inc.

**Address**  
8250 E 22nd St #124  
Tucson, AZ 85710

**Telephone and Fax**  
Phone 520-296-4070  
Fax 520-296-4103

**Website and e-mail**  
compasshsgators.org  
info@CompassHSGators.org

**Year Founded**  
2001

School Name	City	State	Year Founded	2010 Enrollment	Grades Served From To	Charter School	Virtual School	Made AYP	State Rating
Compass High School	Tucson	AZ	2001	481	9 12	CHARTER	No	No	Performing
<b>Total Number of Schools in 2010-2011= 1</b>		<b>Number of States= 1</b>		<b>Total Enrollment= 481</b>		<b>Percent of Schools Making AYP= 0.0%</b>			

**Notes:**

a. Data for 1995 to 2009 are estimates for student growth based on the number of schools operating in those years  
b. 2010 refers to the 2010-2011 school year

Discontinued School Name	Reason No Longer Profiled

## Connections Between Cultures, Inc.

**Address**  
2507 Central Freeway  
Wichita Falls, TX 76302

**Telephone and Fax**  
Phone 940-767-1561  
Fax 940-767-1904

**Website and e-mail**  
brightideasschool.com  
lyndaplmr@aol.com

**Year Founded**  
1993

School Name	City	State	Year Founded	2010 Enrollment	Grade Levels Served From To	Charter School	Virtual School	Made AYP	State Rating
Bright Ideas Charter School	Wichita Falls	TX	1998	187	k 12	CHARTER	No	Yes	Academically unacceptable
<b>Total Number of Schools in 2010-2011= 1</b>		<b>Number of States= 1</b>		<b>Total Enrollment= 187</b>		<b>Percent of Schools Making AYP= 100.0%</b>			

**Notes:**

a. Data for 1995 to 2009 are estimates for student growth based on the number of schools operating in those years  
b. 2010 refers to the 2010-2011 school year

Discontinued School Name	Reason No Longer Profiled

## Cornerstone Charter School, Inc.

**Address**  
7107 N. Black Canyon Highway  
Phoenix, AZ 85021

**Telephone and Fax**  
Phone 602-595-2198  
Fax 602-242-2398

**Website and e-mail**  
gsmith.org  
barbie@mail.gsmith.org

**Year Founded**  
2000

School Name	City	State	Year Founded	2010 Enrollment	Grades Served From To	Charter School	Virtual School	Made AYP	State Rating
Cornerstone Charter School	Phoenix	AZ	2000	166	9 12	CHARTER	No	No	Performing
<b>Total Number of Schools in 2010-2011= 1</b>		<b>Number of States= 1</b>		<b>Total Enrollment= 166</b>		<b>Percent of Schools Making AYP= 0.0%</b>			

**Notes:**

- a. Data for 1995 to 2009 are estimates for student growth based on the number of schools operating in those years
- b. 2010 refers to the 2010-2011 school year

Discontinued School Name	Reason No Longer Profiled

## Country Gardens Educational Services, LLC

**Address**  
6313 W. Southern Rd.  
Laveen, AZ 85339

**Telephone and Fax**  
Phone 602-237-3741  
Fax 602-237-3892

**Website and e-mail**  
cgcsaz.com  
gcountrygardens@aol.com

**Year Founded**  
2000

School Name	City	State	Year Founded	2010 Enrollment	Grade Levels Served From To	Charter School	Virtual School	Made AYP	State Rating
Country Gardens Charter School	Laveen	AZ	2000	390	k 12	CHARTER	No	Yes	Performing Plus
<b>Total Number of Schools in 2010-2011= 1</b>		<b>Number of States= 1</b>		<b>Total Enrollment= 390</b>		<b>Percent of Schools Making AYP= 100.0%</b>			

**Notes:**

- a. Data for 1995 to 2009 are estimates for student growth based on the number of schools operating in those years
- b. 2010 refers to the 2010-2011 school year

Discontinued School Name	Reason No Longer Profiled



## Desert Springs Academy

**Address**  
3833 E. 2nd St  
Tucson, AZ 85716

**Telephone and Fax**  
Phone 520-321-1709  
Fax 520-321-9316

**Website and e-mail**  
desertspringsacademy.com  
desertspringsacademy@msn.com

**Year Founded**  
1999

School Name	City	State	Year Founded	2010 Enrollment	Grades Served		Charter School	Virtual School	Made AYP	State Rating
					From	To				
Desert Springs Academy	Tucson	AZ	2000	143	k	8	CHARTER	No	Yes	Highly Performing
<b>Total Number of Schools in 2010-2011= 1</b>		<b>Number of States= 1</b>		<b>Total Enrollment= 143</b>		<b>Percent of Schools Making AYP= 100.0%</b>				

**Notes:**

- a. Data for 1995 to 2009 are estimates for student growth based on the number of schools operating in those years
- b. 2010 refers to the 2010-2011 school year

Discontinued School Name	Reason No Longer Profiled

## East Valley Academy

**Address**  
855 West 8th Ave  
Mesa, AZ 85250

**Telephone and Fax**  
Phone 480-472-9351  
Fax 480-472-9393

**Website and e-mail**  
mpsaz.org/eva  
eva@mpsaz.org

**Year Founded**  
1999

School Name	City	State	Year Founded	2010 Enrollment	Grade Levels Served		Charter School	Virtual School	Made AYP	State Rating
					From	To				
East Valley Academy	Mesa	AZ	2005	151	10	12	CHARTER	No	No	Highly Performing
<b>Total Number of Schools in 2010-2011= 1</b>		<b>Number of States= 1</b>		<b>Total Enrollment= 151</b>		<b>Percent of Schools Making AYP= 0.0%</b>				

**Notes:**

- a. Data for 1995 to 2009 are estimates for student growth based on the number of schools operating in those years
- b. 2010 refers to the 2010-2011 school year

Discontinued School Name	Reason No Longer Profiled
East Valley Academy (K-6)	No longer listed on EMO website

## Eastpointe High School, Inc.

**Address**  
8495 E. Broadway Blvd  
Tucson, AZ 85710

**Telephone and Fax**  
Phone 520-731-8180  
Fax 520-731-8179

**Website and e-mail**  
www.eastpointehs.com  
eastpointehighsc@qwestoffice.net

**Year Founded**  
1999

School Name	City	State	Year Founded	2010 Enrollment	Grades Served From To	Charter School	Virtual School	Made AYP	State Rating
Eastpointe High School	Tucson	AZ	1999	189	9 12	CHARTER	No	No	Performing
<b>Total Number of Schools in 2010-2011= 1</b>		<b>Number of States= 1</b>		<b>Total Enrollment= 189</b>		<b>Percent of Schools Making AYP= 0.0%</b>			

**Notes:**

a. Data for 1995 to 2009 are estimates for student growth based on the number of schools operating in those years  
b. 2010 refers to the 2010-2011 school year

Discontinued School Name	Reason No Longer Profiled
Laverne Elementary Preparatory Academy University Community Academy	No longer listed on EMO website No longer listed on EMO website

## EdFutures, Inc.

**Address**  
7100 Arenal Lane  
Carlsbad, CA 92009

**Telephone and Fax**  
Phone 760-930-0603  
Fax 760-804-9709

**Website and e-mail**  
edfuturesinc.com  
elizabeth@edfuturesinc.com

**Year Founded**  
2001

School Name	City	State	Year Founded	2010 Enrollment	Grade Levels Served From To	Charter School	Virtual School	Made AYP	State Rating
Lee Charter Academy	Fort Myers	FL	2005	201	k 8	CHARTER	No	No	F
<b>Total Number of Schools in 2010-2011= 1</b>		<b>Number of States= 1</b>		<b>Total Enrollment= 201</b>		<b>Percent of Schools Making AYP= 0.0%</b>			

**Notes:**

a. Data for 1995 to 2009 are estimates for student growth based on the number of schools operating in those years  
b. 2010 refers to the 2010-2011 school year

Discontinued School Name	Reason No Longer Profiled

## Edtec Central, LLC

**Address**  
22620 Woodward Ave, Suite C  
Ferndale, MI 48220

**Telephone and Fax**  
Phone 248-582-8100  
Fax 248-582-8101

**Website and e-mail**  
www.edtec.net  
anna-amato@echalk.edtec.net

**Year Founded**  
2000

School Name	City	State	Year Founded	2010 Enrollment	Grades Served From To	Charter School	Virtual School	Made AYP	State Rating
Ace Academy - Calumet Center	Highland Park	MI	2007	55	7 12	CHARTER	No	No	
Ace Academy - Lincoln Center	Highland Park	MI	2007	76	8 12	CHARTER	No	Yes	
Ben Ross Public School Academy	Warren	MI	2004	350	k 8	CHARTER	No	No	C
<b>Total Number of Schools in 2010-2011= 3</b>		<b>Number of States= 1</b>		<b>Total Enrollment= 481</b>		<b>Percent of Schools Making AYP= 33.3%</b>			

**Notes:**

a. Data for 1995 to 2009 are estimates for student growth based on the number of schools operating in those years  
b. 2010 refers to the 2010-2011 school year

Discontinued School Name	Reason No Longer Profiled
Clara B. Ford Academy	Managed by CS Partners since 2010
Vista Meadows	Managed by CS Partners since 2010

## Education Associates

**Address**  
491 Columbia Avenue  
Holland, MI 49423

**Telephone and Fax**  
Phone 616-355-0055  
Fax 616-355-0057

**Website and e-mail**  
None  
None

**Year Founded**  
1996

School Name	City	State	Year Founded	2010 Enrollment	Grade Levels Served From To	Charter School	Virtual School	Made AYP	State Rating
Black River Public School	Holland	MI	1996	847	k 12	CHARTER	No	Yes	A
<b>Total Number of Schools in 2010-2011= 1</b>		<b>Number of States= 1</b>		<b>Total Enrollment= 847</b>		<b>Percent of Schools Making AYP= 100.0%</b>			

**Notes:**

a. Data for 1995 to 2009 are estimates for student growth based on the number of schools operating in those years  
b. 2010 refers to the 2010-2011 school year

Discontinued School Name	Reason No Longer Profiled
--------------------------	---------------------------

## Education Management and Networks

**Address**  
29205 Ryan Road  
Warren, MI 48092

**Telephone and Fax**  
Phone 586-576-0885  
Fax 586-576-0887

**Website and e-mail**  
emaninc.com/  
None

**Year Founded**  
2003

School Name	City	State	Year Founded	2010 Enrollment	Grades Served From To	Charter School	Virtual School	Made AYP	State Rating
Oakland International Academy Elementary	Detroit	MI	1999	227	k 3	CHARTER	No	Yes	B
Oakland International Academy Intermediate	Detroit	MI	2003	118	4 5	CHARTER	No	Yes	B
Oakland International Academy Middle/High	Detroit	MI	2007	281	6 12	CHARTER	No	Yes	c
<b>Total Number of Schools in 2010-2011= 3</b>		<b>Number of States= 1</b>		<b>Total Enrollment= 626</b>		<b>Percent of Schools Making AYP= 100.0%</b>			

**Notes:**

- a. Data for 1995 to 2009 are estimates for student growth based on the number of schools operating in those years
- b. 2010 refers to the 2010-2011 school year

Discontinued School Name	Reason No Longer Profiled

## Educational Impact, Inc.

**Address**  
1950 E. Placita Sin Nombre  
Tucson, AZ 85718

**Telephone and Fax**  
Phone 520-407-1200  
Fax 520-407-1201

**Website and e-mail**  
academyadventures.com  
MaryAnn@academyadventures.com

**Year Founded**  
2003

School Name	City	State	Year Founded	2010 Enrollment	Grade Levels Served From To	Charter School	Virtual School	Made AYP	State Rating
Academy Adventures Primary School	Tucson	AZ	2003	76	k 5	CHARTER	No	Yes	Performing
Adventure School	Tucson	AZ	2005	90	k 4	CHARTER	No	Yes	Performing
<b>Total Number of Schools in 2010-2011= 2</b>		<b>Number of States= 1</b>		<b>Total Enrollment= 166</b>		<b>Percent of Schools Making AYP= 100.0%</b>			

**Notes:**

- a. Data for 1995 to 2009 are estimates for student growth based on the number of schools operating in those years
- b. 2010 refers to the 2010-2011 school year

Discontinued School Name	Reason No Longer Profiled

## Educators' Management Group

**Address**  
7135 Babcock St SE  
Palm Bay, FL 32909

**Telephone and Fax**  
Phone 321-723-6934  
Fax 321-722-1117

**Website and e-mail**  
None  
None

**Year Founded**  
2006

School Name	City	State	Year Founded	2010 Enrollment	Grades Served From To	Charter School	Virtual School	Made AYP	State Rating
Campus Charter School	Port Saint John	FL	2009	152	k 6	CHARTER	No	No	A
Royal Palm Charter School	Palm Bay	FL	2007	216	k 6	CHARTER	No	No	A
<b>Total Number of Schools in 2010-2011= 2</b>		<b>Number of States= 1</b>		<b>Total Enrollment= 368</b>		<b>Percent of Schools Making AYP= 0.0%</b>			

**Notes:**

- a. Data for 1995 to 2009 are estimates for student growth based on the number of schools operating in those years
- b. 2010 refers to the 2010-2011 school year

Discontinued School Name	Reason No Longer Profiled

## Eduprize Schools, LLC

**Address**  
4567 W. Roberts Rd  
Queen Creek, AZ 85142

**Telephone and Fax**  
Phone 480-888-1610  
Fax 480-888-1655

**Website and e-mail**  
eduprizeschools.net/  
rebekah.steinfeldt@eduprizeschools.net

**Year Founded**  
2007

School Name	City	State	Year Founded	2010 Enrollment	Grade Levels Served From To	Charter School	Virtual School	Made AYP	State Rating
Eduprize School	Gilbert	AZ	2007	1197	k 8	CHARTER	No	Yes	Excelling
<b>Total Number of Schools in 2010-2011= 1</b>		<b>Number of States= 1</b>		<b>Total Enrollment= 1,197</b>		<b>Percent of Schools Making AYP= 100.0%</b>			

**Notes:**

- a. Data for 1995 to 2009 are estimates for student growth based on the number of schools operating in those years
- b. 2010 refers to the 2010-2011 school year

Discontinued School Name	Reason No Longer Profiled

## GAR, LLC

**Address**  
1833 N. Scottsdale Rd  
Tempe, AZ 85281

**Telephone and Fax**  
Phone 480-947-9511  
Fax 480-947-9624

**Website and e-mail**  
None  
None

**Year Founded**  
2000

School Name	City	State	Year Founded	2010 Enrollment	Grades Served		Charter School	Virtual School	Made AYP	State Rating
					From	To				
Student Choice High School	Tempe	AZ	2000	127	9	12	CHARTER	No	No	Performing
<b>Total Number of Schools in 2010-2011= 1</b>		<b>Number of States= 1</b>		<b>Total Enrollment= 127</b>		<b>Percent of Schools Making AYP= 0.0%</b>				

**Notes:**

a. Data for 1995 to 2009 are estimates for student growth based on the number of schools operating in those years  
b. 2010 refers to the 2010-2011 school year

Discontinued School Name	Reason No Longer Profiled

## Global Partnership Schools, Inc

**Address**  
555 Madison Avenue, 18th Floor  
New York, NY 10022

**Telephone and Fax**  
Phone 212-644-8619  
Fax 212-644-8749

**Website and e-mail**  
www.gps.us.com  
through website

**Year Founded**  
2010

School Name	City	State	Year Founded	2010 Enrollment	Grade Levels Served		Charter School	Virtual School	Made AYP	State Rating
					From	To				
Garrison Middle School	Baltimore	MD	2010	313	6	8	DISTRICT	No	No	School Identified for Improvement: Yes
Harding High School	Bridgeport	CT	2010	1722	9	12	DISTRICT	No	No	
<b>Total Number of Schools in 2010-2011= 2</b>		<b>Number of States= 1</b>		<b>Total Enrollment= 2,035</b>		<b>Percent of Schools Making AYP= 0.0%</b>				

**Notes:**

a. Data for 1995 to 2009 are estimates for student growth based on the number of schools operating in those years  
b. 2010 refers to the 2010-2011 school year

Discontinued School Name	Reason No Longer Profiled

## Hamadeh Educational Services, Inc.

<b>Address</b>	<b>Telephone and Fax</b>	<b>Website and e-mail</b>	<b>Year Founded</b>
P.O. Box 1440 Dearborn, MI 48121	Phone 313-565-0507 Fax 313-565-0718	hesedu.com through website	1998

School Name	City	State	Year Founded	2010 Enrollment	Grades Served From To	Charter School	Virtual School	Made AYP	State Rating
Star International Academy	Dearborn Heights	MI	1998	1314	p 12	CHARTER	No	Yes	B
Universal Academy	Detroit	MI	1998	494	k 12	CHARTER	No	Yes	C
Universal Learning Academy	Dearborn Heights	MI	2004	375	2 6	CHARTER	No	Yes	A
<b>Total Number of Schools in 2010-2011= 3</b>		<b>Number of States= 1</b>		<b>Total Enrollment= 2,183</b>		<b>Percent of Schools Making AYP= 100.0%</b>			

**Notes:**

- a. Data for 1995 to 2009 are estimates for student growth based on the number of schools operating in those years
- b. 2010 refers to the 2010-2011 school year

Discontinued School Name	Reason No Longer Profiled

## Hanley-Harper Group, Inc

<b>Address</b>	<b>Telephone and Fax</b>	<b>Website and e-mail</b>	<b>Year Founded</b>
20542 Harper Road Harper Woods, MI 48225	Phone 313-347-0026 Fax 313-881-3619	www.hanleyharpergroup.com info@hanleyharpergroup.com	2007

School Name	City	State	Year Founded	2010 Enrollment	Grade Levels Served From To	Charter School	Virtual School	Made AYP	State Rating
Taylor International Academy	Southfield	MI	2010	88	k 5	CHARTER	No		
<b>Total Number of Schools in 2010-2011= 1</b>		<b>Number of States= 1</b>		<b>Total Enrollment= 88</b>		<b>Percent of Schools Making AYP= 0.0%</b>			

**Notes:**

- a. Data for 1995 to 2009 are estimates for student growth based on the number of schools operating in those years
- b. 2010 refers to the 2010-2011 school year

Discontinued School Name	Reason No Longer Profiled

## Helicon Associates

**Address**  
2525 W. Jefferson  
Trenton, MI 48183

**Telephone and Fax**  
Phone 734-675-5505  
Fax 734-675-6553

**Website and e-mail**  
heliconassociates.com  
mwitucki@heliconassociates.com

**Year Founded**  
1993

School Name	City	State	Year Founded	2010 Enrollment	Grades Served From To	Charter School	Virtual School	Made AYP	State Rating
Eastern Washtenaw Multicultural Academy	Ann Arbor	MI	2004	276	k 12	CHARTER	No	Yes	B
New Bedford Academy	Lambertsville	MI	1998	150	k 8	CHARTER	No	Yes	A
Will Carleton Academy	Hillsdale	MI	1998	306	k 12	CHARTER	No	Yes	B
<b>Total Number of Schools in 2010-2011= 3</b>		<b>Number of States= 1</b>		<b>Total Enrollment= 732</b>		<b>Percent of Schools Making AYP= 100.0%</b>			

**Notes:**

a. Data for 1995 to 2009 are estimates for student growth based on the number of schools operating in those years  
b. 2010 refers to the 2010-2011 school year

**Discontinued School Name**

Marshall Academy  
Mt. Clemens Montessori Academy  
Pansophia Academy

**Reason No Longer Profiled**

Managed by MJ Management Services since 2010  
Managed by CS Partners since 2010  
Managed by Michigan Educational Personnel Services since 2010

## Heritage Academy, Inc.

**Address**  
32 S. Center  
Mesa, AZ 85210

**Telephone and Fax**  
Phone 480-969-5641  
Fax 480-969-6972

**Website and e-mail**  
heritageacademyaz.com  
admin@heritageacademyaz.com

**Year Founded**  
1995

School Name	City	State	Year Founded	2010 Enrollment	Grade Levels Served From To	Charter School	Virtual School	Made AYP	State Rating
Heritage Academy	Mesa	AZ	1995	571	7 12	CHARTER	No	Yes	Highly Performing
<b>Total Number of Schools in 2010-2011= 1</b>		<b>Number of States= 1</b>		<b>Total Enrollment= 571</b>		<b>Percent of Schools Making AYP= 100.0%</b>			

**Notes:**

a. Data for 1995 to 2009 are estimates for student growth based on the number of schools operating in those years  
b. 2010 refers to the 2010-2011 school year

**Discontinued School Name**

**Reason No Longer Profiled**



## Innovative Teaching Solutions

**Address** 18470 West Ten Mile Road, Suite 100 Southfield, MI 48075  
**Telephone and Fax** Phone 248-799-2780 Fax 248-799-2317  
**Website and e-mail** oldredford.com  
**Year Founded** 1999

School Name	City	State	Year Founded	2010 Enrollment	Grades Served From To	Charter School	Virtual School	Made AYP	State Rating
Old Redford Academy Elementary School	Detroit	MI	1999	756	k 5	CHARTER	No	Yes	B
Old Redford Academy Middle School	Detroit	MI	1999	375	6 8	CHARTER	No	Yes	C
Old Redford Academy Preparatory High School	Detroit	MI	2004	841	9 12	CHARTER	No	Yes	C
<b>Total Number of Schools in 2010-2011= 3</b>		<b>Number of States= 1</b>		<b>Total Enrollment= 1,972</b>		<b>Percent of Schools Making AYP= 100.0%</b>			

**Notes:**

- a. Data for 1995 to 2009 are estimates for student growth based on the number of schools operating in those years
- b. 2010 refers to the 2010-2011 school year

Discontinued School Name	Reason No Longer Profiled

## Lakeshore Educational Management, Inc.

**Address** 12955 Robins Ridge Rd Charlevoix, MI 49720  
**Telephone and Fax** Phone 231-547-4264 Fax 231-547-4264  
**Website and e-mail** lakeshoreeducationalmanagement.blogspot.com lakeshoreed@charter.net  
**Year Founded** 2005

School Name	City	State	Year Founded	2010 Enrollment	Grade Levels Served From To	Charter School	Virtual School	Made AYP	State Rating
Concord Academy Boyne	Boyne City	MI	1998	191	k 12	CHARTER	No	Yes	A
Concord Academy Petoskey	Petoskey	MI	1994	297	k 12	CHARTER	No	Yes	A
Concord Montessori and Community School	Mancelona	MI	1998	166	k 12	CHARTER	No	Yes	B
<b>Total Number of Schools in 2010-2011= 3</b>		<b>Number of States= 1</b>		<b>Total Enrollment= 654</b>		<b>Percent of Schools Making AYP= 100.0%</b>			

**Notes:**

- a. Data for 1995 to 2009 are estimates for student growth based on the number of schools operating in those years
- b. 2010 refers to the 2010-2011 school year

Discontinued School Name	Reason No Longer Profiled

## Legacy Traditional Charter School

**Address**  
17760 N. Regent Dr.  
Maricopa, AZ 85138

**Telephone and Fax**  
Phone 520-423-9999  
Fax 520-423-9997

**Website and e-mail**  
legacytraditional.org/  
info@LegacyTraditional.org

**Year Founded**  
2007

School Name	City	State	Year Founded	2010 Enrollment	Grades Served From To	Charter School	Virtual School	Made AYP	State Rating
Legacy Traditional School	Maricopa	AZ	2007	1045	k 10	CHARTER	No	Yes	Highly Performing
Legacy Traditional School - Casa Grande	Casa Grande	AZ	2009	741	k 8	CHARTER	No	Yes	Performing Plus
Legacy Traditional School - Queen Creek	San Tan Valley	AZ	2010	553	k 8	CHARTER	No	Yes	
<b>Total Number of Schools in 2010-2011= 3</b>		<b>Number of States= 1</b>		<b>Total Enrollment= 2,339</b>		<b>Percent of Schools Making AYP= 100.0%</b>			

**Notes:**

- a. Data for 1995 to 2009 are estimates for student growth based on the number of schools operating in those years
- b. 2010 refers to the 2010-2011 school year

Discontinued School Name	Reason No Longer Profiled

## LLL Licensing, Inc.

**Address**  
6710 86th Ave  
Pinellas Park, FL 33782

**Telephone and Fax**  
Phone 727-768-0989  
Fax 941-752-3250

**Website and e-mail**  
None  
info@bradentoncharterschool.com

**Year Founded**  
2000

School Name	City	State	Year Founded	2010 Enrollment	Grade Levels Served From To	Charter School	Virtual School	Made AYP	State Rating
Bradenton Charter School	Bradenton	FL	2000	73	3 8	CHARTER	No	No	C
Tampa Charter School	Tampa	FL	2004	132	3 8	CHARTER	No	No	A
<b>Total Number of Schools in 2010-2011= 2</b>		<b>Number of States= 1</b>		<b>Total Enrollment= 205</b>		<b>Percent of Schools Making AYP= 0.0%</b>			

**Notes:**

- a. Data for 1995 to 2009 are estimates for student growth based on the number of schools operating in those years
- b. 2010 refers to the 2010-2011 school year

Discontinued School Name	Reason No Longer Profiled

## MJ Management Services Inc

<b>Address</b>	<b>Telephone and Fax</b>	<b>Website and e-mail</b>	<b>Year Founded</b>
2525 W Jefferson Trenton, MI 48183	Phone 734-675-5505 Fax 734-675-6553	www.mjmanagement.com None	2010

School Name	City	State	Year Founded	2010 Enrollment	Grades Served		Charter School	Virtual School	Made AYP	State Rating
					From	To				
Marshall Academy	Marshall	MI	2000	269	k	12	CHARTER	No	Yes	A
<b>Total Number of Schools in 2010-2011= 1</b>		<b>Number of States= 1</b>		<b>Total Enrollment= 269</b>		<b>Percent of Schools Making AYP= 100.0%</b>				

**Notes:**

- a. Data for 1995 to 2009 are estimates for student growth based on the number of schools operating in those years
- b. 2010 refers to the 2010-2011 school year

Discontinued School Name	Reason No Longer Profiled

## Montessori Charter School of Flagstaff, Inc.

<b>Address</b>	<b>Telephone and Fax</b>	<b>Website and e-mail</b>	<b>Year Founded</b>
2212 E. Cedar Avenue Flagstaff, AZ 86004	Phone 928-774-1600 Fax 928-774-7690	flagmontessori.com info@flagmontessori.com	1995

School Name	City	State	Year Founded	2010 Enrollment	Grade Levels Served		Charter School	Virtual School	Made AYP	State Rating
					From	To				
Montessori Charter School of Flagstaff	Flagstaff	AZ	1997	281	k	8	CHARTER	No	Yes	Excelling
<b>Total Number of Schools in 2010-2011= 1</b>		<b>Number of States= 1</b>		<b>Total Enrollment= 281</b>		<b>Percent of Schools Making AYP= 100.0%</b>				

**Notes:**

- a. Data for 1995 to 2009 are estimates for student growth based on the number of schools operating in those years
- b. 2010 refers to the 2010-2011 school year

Discontinued School Name	Reason No Longer Profiled

## Montessori Schoolhouse of Tucson, Inc.

**Address**  
1301 East Fort Lowell Road  
Tucson, AZ 85719

**Telephone and Fax**  
Phone 520-319-8668  
Fax 520-881-4096

**Website and e-mail**  
themontessorischoolhouse.com  
mont1301@aol.com

**Year Founded**  
1997

School Name	City	State	Year Founded	2010 Enrollment	Grades Served		Charter School	Virtual School	Made AYP	State Rating
					From	To				
Montessori Schoolhouse	Tucson	AZ	1997	69	1	5	CHARTER	No	Yes	Excelling
Montessori Schoolhouse-Tucson	Tucson	AZ	1998	22	k	k	CHARTER	No		
<b>Total Number of Schools in 2010-2011= 2</b>		<b>Number of States= 1</b>		<b>Total Enrollment= 91</b>		<b>Percent of Schools Making AYP= 100.0%</b>				

**Notes:**

- a. Data for 1995 to 2009 are estimates for student growth based on the number of schools operating in those years
- b. 2010 refers to the 2010-2011 school year

Discontinued School Name	Reason No Longer Profiled

## NetPrep, LLC

**Address**  
453 Martin L King Jr Blvd  
Detroit, MI 48201

**Telephone and Fax**  
Phone 313-417-7628  
Fax 313 833-9942

**Website and e-mail**  
None  
None

**Year Founded**  
2006

School Name	City	State	Year Founded	2010 Enrollment	Grade Levels Served		Charter School	Virtual School	Made AYP	State Rating
					From	To				
Wellspring Preparatory High School	Grand Rapids	MI	2010	100	9	9	CHARTER	No		
<b>Total Number of Schools in 2010-2011= 1</b>		<b>Number of States= 1</b>		<b>Total Enrollment= 100</b>		<b>Percent of Schools Making AYP= 0.0%</b>				

**Notes:**

- a. Data for 1995 to 2009 are estimates for student growth based on the number of schools operating in those years
- b. 2010 refers to the 2010-2011 school year

Discontinued School Name	Reason No Longer Profiled

## Newpoint Education Partners

**Address**  
700 W 23rd St. Suite H-200  
Panama City, FL 32405

**Telephone and Fax**  
Phone 850-215-0770  
Fax 866-542-0770

**Website and e-mail**  
newpointeducation.com  
through website

**Year Founded**  
2007

School Name	City	State	Year Founded	2010 Enrollment	Grades Served From To	Charter School	Virtual School	Made AYP	State Rating
New Point Academy Tampa	Valrico	FL	2009	209	9 11	CHARTER	No	No	D
Newpoint Bay Academy Middle School	Panama City	FL	2010	227	6 8	CHARTER	No	No	D
Newpoint Bay High School	Panama City	FL	2008	177	9 12	CHARTER	No	No	
<b>Total Number of Schools in 2010-2011= 3</b>		<b>Number of States= 1</b>		<b>Total Enrollment= 613</b>		<b>Percent of Schools Making AYP= 0.0%</b>			

**Notes:**

- a. Data for 1995 to 2009 are estimates for student growth based on the number of schools operating in those years
- b. 2010 refers to the 2010-2011 school year

Discontinued School Name	Reason No Longer Profiled

## O.P. Twelve, Inc.

**Address**  
45000 River Ridge Dr, Suite 320  
Clinton Twp, MI 48038

**Telephone and Fax**  
Phone 231-777-4972  
Fax 231-767-8488

**Website and e-mail**  
4waypoint.com  
through website

**Year Founded**  
2002

School Name	City	State	Year Founded	2010 Enrollment	Grade Levels Served From To	Charter School	Virtual School	Made AYP	State Rating
WayPoint Academy	Muskegon	MI	2001	212	6 12	CHARTER	No	No	C
<b>Total Number of Schools in 2010-2011= 1</b>		<b>Number of States= 1</b>		<b>Total Enrollment= 212</b>		<b>Percent of Schools Making AYP= 0.0%</b>			

**Notes:**

- a. Data for 1995 to 2009 are estimates for student growth based on the number of schools operating in those years
- b. 2010 refers to the 2010-2011 school year

Discontinued School Name	Reason No Longer Profiled

## Peak Performance

**Address**  
18401 W. Nichols St.  
Detroit, MI 48219

**Telephone and Fax**  
Phone 313-537-9400  
Fax 313-537-9410

**Website and e-mail**  
None  
None

**Year Founded**  
1998

School Name	City	State	Year Founded	2010 Enrollment	Grades Served From To	Charter School	Virtual School	Made AYP	State Rating
Center for Literacy and Creativity	Detroit	MI	1998	94	k 9	CHARTER	No	Yes	B
<b>Total Number of Schools in 2010-2011= 1</b>		<b>Number of States= 1</b>		<b>Total Enrollment= 94</b>		<b>Percent of Schools Making AYP= 100.0%</b>			

**Notes:**

a. Data for 1995 to 2009 are estimates for student growth based on the number of schools operating in those years  
b. 2010 refers to the 2010-2011 school year

Discontinued School Name	Reason No Longer Profiled

## Pearson Education

**Address**  
One Lake Street  
Upper Saddle River, NJ 07458

**Telephone and Fax**  
Phone 201-236-7000  
Fax 201-767-5108

**Website and e-mail**  
www.pearsoned.com  
corpcs@pearsoned.com

**Year Founded**  
1998

School Name	City	State	Year Founded	2010 Enrollment	Grade Levels Served From To	Charter School	Virtual School	Made AYP	State Rating
Fries Middle School	Fries	VA	2010	266	k 7	DISTRICT	No	Yes	English improvement year 1, Math not in improvement
Langston Focus School	Danville	VA	2010	137	6 12	DISTRICT	No	Yes	English improvement year 1, Math improvement year 1
<b>Total Number of Schools in 2010-2011= 2</b>		<b>Number of States= 1</b>		<b>Total Enrollment= 403</b>		<b>Percent of Schools Making AYP= 100.0%</b>			

**Notes:**

a. Data for 1995 to 2009 are estimates for student growth based on the number of schools operating in those years  
b. 2010 refers to the 2010-2011 school year

Discontinued School Name	Reason No Longer Profiled

## Prep Net LLC

**Address**  
3755 36th St SE, Suite 300  
Grand Rapids, MI 49512

**Telephone and Fax**  
Phone 616-261-1800  
Fax 616-261-1853

**Website and e-mail**  
grandriverprep.com  
info@grandriverprep.com

**Year Founded**  
2008

School Name	City	State	Year Founded	2010 Enrollment	Grades Served From To	Charter School	Virtual School	Made AYP	State Rating
Excel Charter Academy - Grand River Prep	Kentwood	MI	2008	320	9 11	CHARTER	No		
<b>Total Number of Schools in 2010-2011= 1</b>		<b>Number of States= 1</b>		<b>Total Enrollment= 320</b>		<b>Percent of Schools Making AYP= 0.0%</b>			

**Notes:**

- a. Data for 1995 to 2009 are estimates for student growth based on the number of schools operating in those years
- b. 2010 refers to the 2010-2011 school year

Discontinued School Name	Reason No Longer Profiled

## Rose Management Group

**Address**  
3686 W. Orange Grove Rd, #192  
Tucson, AZ 85741

**Telephone and Fax**  
Phone 520-797-4884  
Fax 520-797-8868

**Website and e-mail**  
rosemanagement.com  
ccapen@rosemanagement.com

**Year Founded**  
1998

School Name	City	State	Year Founded	2010 Enrollment	Grade Levels Served From To	Charter School	Virtual School	Made AYP	State Rating
Canyon Rose Academy	Tucson	AZ	2003	327	9 12	CHARTER	No	No	Performing
Desert Rose Academy	Tucson	AZ	2001	352	9 12	CHARTER	No	No	Performing
Mountain Rose Academy	Tucson	AZ	1999	363	9 12	CHARTER	No	No	Performing
<b>Total Number of Schools in 2010-2011= 3</b>		<b>Number of States= 1</b>		<b>Total Enrollment= 1,042</b>		<b>Percent of Schools Making AYP= 0.0%</b>			

**Notes:**

- a. Data for 1995 to 2009 are estimates for student growth based on the number of schools operating in those years
- b. 2010 refers to the 2010-2011 school year

Discontinued School Name	Reason No Longer Profiled

## Schoolhouse Services and Staffing, Inc.

**Address** 8210 Rolyat Street  
 Detroit, MI 48234

**Telephone and Fax**  
 Phone 248-538-0072  
 Fax 248-538-0073

**Website and e-mail**  
 None  
 None

**Year Founded**  
 1996

School Name	City	State	Year Founded	2010 Enrollment	Grades Served From To	Charter School	Virtual School	Made AYP	State Rating
Dove Academy of Detroit	Detroit	MI	1997	424	k 8	CHARTER	No	Yes	A
Eaton Academy	Eastpointe	MI	1996	485	k 12	CHARTER	No	Yes	B
Weston Preparatory Academy	Detroit	MI	1998	244	k 8	CHARTER	No	Yes	B
<b>Total Number of Schools in 2010-2011= 3</b>		<b>Number of States= 1</b>		<b>Total Enrollment= 1,153</b>		<b>Percent of Schools Making AYP= 100.0%</b>			

**Notes:**

- a. Data for 1995 to 2009 are estimates for student growth based on the number of schools operating in those years
- b. 2010 refers to the 2010-2011 school year

Discontinued School Name	Reason No Longer Profiled

## Self Development Charter School

**Address** 1709 N. Greenfield Rd  
 Mesa, AZ 85205

**Telephone and Fax**  
 Phone 480-641-2640  
 Fax 480-641-2678

**Website and e-mail**  
 selfdevelopmentcharterschool.com  
 info@selfdevelopmentcharterschool.com

**Year Founded**  
 2000

School Name	City	State	Year Founded	2010 Enrollment	Grade Levels Served From To	Charter School	Virtual School	Made AYP	State Rating
Self Development Charter School	Mesa	AZ	2000	357	k 8	CHARTER	No	Yes	Excelling
<b>Total Number of Schools in 2010-2011= 1</b>		<b>Number of States= 1</b>		<b>Total Enrollment= 357</b>		<b>Percent of Schools Making AYP= 100.0%</b>			

**Notes:**

- a. Data for 1995 to 2009 are estimates for student growth based on the number of schools operating in those years
- b. 2010 refers to the 2010-2011 school year

Discontinued School Name	Reason No Longer Profiled



## Smart Schools Management

**Address**  
1245 Hammond Rd E  
Traverse City, MI 49686

**Telephone and Fax**  
Phone 231-932-6015  
Fax 231-922-9392

**Website and e-mail**  
None  
None

**Year Founded**  
2000

School Name	City	State	Year Founded	2010 Enrollment	Grades Served		Charter School	Virtual School	Made AYP	State Rating
					From	To				
Grand Traverse Academy	Traverse City	MI	1999	1159	k	12	CHARTER	No	Yes	A
<b>Total Number of Schools in 2010-2011= 1</b>		<b>Number of States= 1</b>		<b>Total Enrollment= 1,159</b>		<b>Percent of Schools Making AYP= 100.0%</b>				

**Notes:**

- a. Data for 1995 to 2009 are estimates for student growth based on the number of schools operating in those years
- b. 2010 refers to the 2010-2011 school year

Discontinued School Name	Reason No Longer Profiled

## Solid Rock Management Company

**Address**  
3031 West Grand Boulevard Suite 524  
Detroit, MI 48202

**Telephone and Fax**  
Phone 313-873-7625  
Fax 313-640-4611

**Website and e-mail**  
www.winans.spfs.k12.mi.us  
None

**Year Founded**  
1998

School Name	City	State	Year Founded	2010 Enrollment	Grade Levels Served		Charter School	Virtual School	Made AYP	State Rating
					From	To				
Marvin L. Winans Academy of Performing Arts Elem	Detroit	MI	1997	717	k	6	CHARTER	No	Yes	B
Winans Academy High School	Detroit	MI	1997	222	9	12	CHARTER	No	Yes	C
Winans Academy Middle School	Detroit	MI	2008	292	6	8	CHARTER	No	Yes	A
<b>Total Number of Schools in 2010-2011= 3</b>		<b>Number of States= 1</b>		<b>Total Enrollment= 1,231</b>		<b>Percent of Schools Making AYP= 100.0%</b>				

**Notes:**

- a. Data for 1995 to 2009 are estimates for student growth based on the number of schools operating in those years
- b. 2010 refers to the 2010-2011 school year

Discontinued School Name	Reason No Longer Profiled

## Southern Arizona Community Academy, Inc.

<b>Address</b>	<b>Telephone and Fax</b>	<b>Website and e-mail</b>	<b>Year Founded</b>
2470 N. Tucson Blvd. Tucson, AZ 85716	Phone 520-319-6113 Fax 520-319-6115	sacaeagles.com sacaeagles@aol.com	1999

School Name	City	State	Year Founded	2010 Enrollment	Grades Served From To	Charter School	Virtual School	Made AYP	State Rating
Southern Arizona Community Academy	Tucson	AZ	1999	193	9 12	CHARTER	No	No	Performing
<b>Total Number of Schools in 2010-2011= 1</b>		<b>Number of States= 1</b>		<b>Total Enrollment= 193</b>		<b>Percent of Schools Making AYP= 0.0%</b>			

**Notes:**

- a. Data for 1995 to 2009 are estimates for student growth based on the number of schools operating in those years
- b. 2010 refers to the 2010-2011 school year

Discontinued School Name	Reason No Longer Profiled

## Summit Management Consulting

<b>Address</b>	<b>Telephone and Fax</b>	<b>Website and e-mail</b>	<b>Year Founded</b>
4864 Lapeer Road Kimball, MI 48074	Phone 810-434-3291 Fax 810-982-0679	fromthesummit.com JLyonette@FromTheSummit.com	2002

School Name	City	State	Year Founded	2010 Enrollment	Grade Levels Served From To	Charter School	Virtual School	Made AYP	State Rating
Landmark Academy	Kimball	MI	1999	955	k 12	CHARTER	No	Yes	B
<b>Total Number of Schools in 2010-2011= 1</b>		<b>Number of States= 1</b>		<b>Total Enrollment= 955</b>		<b>Percent of Schools Making AYP= 100.0%</b>			

**Notes:**

- a. Data for 1995 to 2009 are estimates for student growth based on the number of schools operating in those years
- b. 2010 refers to the 2010-2011 school year

Discontinued School Name	Reason No Longer Profiled

## Superior Management Corporation

**Address**  
600 Bypass Dr # 118  
Clearwater, FL 33764-5030

**Telephone and Fax**  
Phone 727-485-8100  
Fax 727-793-2405

**Website and e-mail**  
platoacademy.net  
School@platoacademy.net

**Year Founded**  
2006

School Name	City	State	Year Founded	2010 Enrollment	Grades Served From To	Charter School	Virtual School	Made AYP	State Rating
Plato Academy Charter School	Clearwater	FL	2005	342	k 8	CHARTER	No	Yes	A
Plato Academy Largo	Largo	FL	2010	276	k 7	CHARTER	No		
Plato Academy Palm Harbor	Palm Harbor	FL	2010	276	k 7	CHARTER	No		
<b>Total Number of Schools in 2010-2011= 3</b>			<b>Number of States= 1</b>		<b>Total Enrollment= 894</b>		<b>Percent of Schools Making AYP= 100.0%</b>		

**Notes:**

- a. Data for 1995 to 2009 are estimates for student growth based on the number of schools operating in those years
- b. 2010 refers to the 2010-2011 school year

Discontinued School Name	Reason No Longer Profiled

## Synergy Training Solutions

**Address**  
27739 Jefferson  
St. Clair Shores, MI 48081

**Telephone and Fax**  
Phone 586-445-7069  
Fax 586-445-9139

**Website and e-mail**  
None  
None

**Year Founded**  
1996

School Name	City	State	Year Founded	2010 Enrollment	Grade Levels Served From To	Charter School	Virtual School	Made AYP	State Rating
HEART Academy	Harper Woods	MI	1997	31	9 12	CHARTER	No	Yes	C
Michigan Health Academy	Detroit	MI	1996	199	9 12	CHARTER	No	Yes	C
<b>Total Number of Schools in 2010-2011= 2</b>			<b>Number of States= 1</b>		<b>Total Enrollment= 230</b>		<b>Percent of Schools Making AYP= 100.0%</b>		

**Notes:**

- a. Data for 1995 to 2009 are estimates for student growth based on the number of schools operating in those years
- b. 2010 refers to the 2010-2011 school year

Discontinued School Name	Reason No Longer Profiled

## TAG Elementary, Inc.

**Address**  
10129 E. Speedway Blvd  
Tucson, AZ 85748

**Telephone and Fax**  
Phone 520-296-0006  
Fax 520-296-0046

**Website and e-mail**  
tagcharterschool.com  
matt.roll@onemealperday.com

**Year Founded**  
1998

School Name	City	State	Year Founded	2010 Enrollment	Grades Served		Charter School	Virtual School	Made AYP	State Rating
					From	To				
TAG Elementary	Tucson	AZ	1998	240	k	8	CHARTER	No	No	Performing Plus
<b>Total Number of Schools in 2010-2011= 1</b>		<b>Number of States= 1</b>		<b>Total Enrollment= 240</b>		<b>Percent of Schools Making AYP= 0.0%</b>				

**Notes:**

- a. Data for 1995 to 2009 are estimates for student growth based on the number of schools operating in those years
- b. 2010 refers to the 2010-2011 school year

Discontinued School Name	Reason No Longer Profiled

## Technical Academy Group LLC

**Address**  
4801 Oakman Blvd  
Dearborn, MI 48126

**Telephone and Fax**  
Phone 313-625-4700  
Fax 313-582-3499

**Website and e-mail**  
atafordpas.org  
None

**Year Founded**  
1999

School Name	City	State	Year Founded	2010 Enrollment	Grade Levels Served		Charter School	Virtual School	Made AYP	State Rating
					From	To				
Advanced Technology Academy	Dearborn	MI	2000	1242	k	12	CHARTER	No	Yes	C
<b>Total Number of Schools in 2010-2011= 1</b>		<b>Number of States= 1</b>		<b>Total Enrollment= 1,242</b>		<b>Percent of Schools Making AYP= 100.0%</b>				

**Notes:**

- a. Data for 1995 to 2009 are estimates for student growth based on the number of schools operating in those years
- b. 2010 refers to the 2010-2011 school year

Discontinued School Name	Reason No Longer Profiled

### Three Cord Inc.

**Address**  
600 N. Hartley St., Suite 170  
York, PA 17404

**Telephone and Fax**  
Phone 717-845-4046  
Fax 717-668-8832

**Website and e-mail**  
3cordinc.com  
info@3cordinc.com

**Year Founded**  
2005

School Name	City	State	Year Founded	2010 Enrollment	Grades Served From To	Charter School	Virtual School	Made AYP	State Rating
New Hope Academy Charter School	York	PA	2007	522	6 12	CHARTER	No	No	School Improvement II
<b>Total Number of Schools in 2010-2011= 1</b>		<b>Number of States= 1</b>		<b>Total Enrollment= 522</b>		<b>Percent of Schools Making AYP= 0.0%</b>			

**Notes:**

a. Data for 1995 to 2009 are estimates for student growth based on the number of schools operating in those years  
b. 2010 refers to the 2010-2011 school year

Discontinued School Name	Reason No Longer Profiled

### Transitions Consultants LLC

**Address**  
P.O. Box 673  
Southfield, MI 48037

**Telephone and Fax**  
Phone 313-865-6024  
Fax 313-865-6658

**Website and e-mail**  
transitionsconsultants.com  
info@transitionsconsultants.com

**Year Founded**  
2007

School Name	City	State	Year Founded	2010 Enrollment	Grade Levels Served From To	Charter School	Virtual School	Made AYP	State Rating
George Washington Carver Academy	Highland Park	MI	1999	461	k 8	CHARTER	No	No	C
Northpointe Academy	Highland Park	MI	2005	281	k 8	CHARTER	No	Yes	C
<b>Total Number of Schools in 2010-2011= 2</b>		<b>Number of States= 1</b>		<b>Total Enrollment= 742</b>		<b>Percent of Schools Making AYP= 50.0%</b>			

**Notes:**

a. Data for 1995 to 2009 are estimates for student growth based on the number of schools operating in those years  
b. 2010 refers to the 2010-2011 school year

Discontinued School Name	Reason No Longer Profiled
West Village Academy	Managed by Midwest Management Group since 2010

## Visions Education Development Consortium LLC

**Address**  
28009 Greenfield  
Southfield, MI 48076

**Telephone and Fax**  
Phone 248-395-3977  
Fax 248-395-0673

**Website and e-mail**  
visionsedc.com  
through website

**Year Founded**  
2007

School Name	City	State	Year Founded	2010 Enrollment	Grades Served		Charter School	Virtual School	Made AYP	State Rating
					From	To				
Center Academy	Flint	MI	1999	498	k	8	CHARTER	No	Yes	C
Woodmont Academy	Southfield	MI	2008	427	k	7	CHARTER	No	Yes	B
<b>Total Number of Schools in 2010-2011= 2</b>		<b>Number of States= 1</b>		<b>Total Enrollment= 925</b>		<b>Percent of Schools Making AYP= 100.0%</b>				

**Notes:**

- a. Data for 1995 to 2009 are estimates for student growth based on the number of schools operating in those years
- b. 2010 refers to the 2010-2011 school year

Discontinued School Name	Reason No Longer Profiled

## Youth and Family Centered Services

**Address**  
1705 South Capital of Texas Highway  
Austin, TX 78746

**Telephone and Fax**  
Phone 512-327-1119  
Fax 512-327-4576

**Website and e-mail**  
yfcs.com  
info.yfcs@yfcs.com

**Year Founded**  
2003

School Name	City	State	Year Founded	2010 Enrollment	Grade Levels Served		Charter School	Virtual School	Made AYP	State Rating
					From	To				
Tampa Bay Academy	Riverview	FL	2009	87	2	12	CHARTER	No	No	
<b>Total Number of Schools in 2010-2011= 1</b>		<b>Number of States= 1</b>		<b>Total Enrollment= 87</b>		<b>Percent of Schools Making AYP= 0.0%</b>				

**Notes:**

- a. Data for 1995 to 2009 are estimates for student growth based on the number of schools operating in those years
- b. 2010 refers to the 2010-2011 school year

Discontinued School Name	Reason No Longer Profiled

# **Large Nonprofit Education Management Organizations**

Sorted in Alphabetical Order

**Address**  
3400 N. Austin Avenue  
Chicago, Illinois 60634

**Telephone and Fax**  
Phone 773-534-0129  
Fax 773-283-0903

**Website and e-mail**  
www.ausl-chicago.org  
jhusbands@ausl-chicago.org

**Year Founded**  
2001

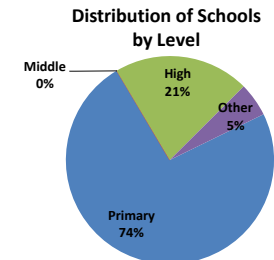
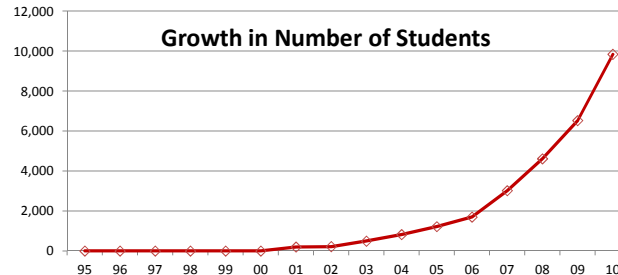
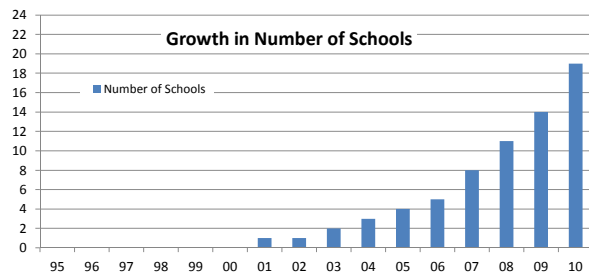
School Name	City	State	Year Founded	2010	Grades Served		Charter School	Virtual School	Made AYP	State Rating
				Enrollment	From	To				
Bethune School of Excellence	Chicago	IL	2009	321	k	8	DISTRICT	No	No	AWS
Bradwell School of Excellence	Chicago	IL	2010	665	k	8	DISTRICT	No	No	AWS
Chicago Academy Elementary School	Chicago	IL	2001	519	k	8	DISTRICT	No	No	Fully Recognized
Chicago Academy High School	Chicago	IL	2004	500	9	12	DISTRICT	No	No	AWS
Collins Academy High School	Chicago	IL	2007	727	9	12	DISTRICT	No	Yes	Fully Recognized
Curtis School of Excellence	Chicago	IL	2010	377	k	8	DISTRICT	No	No	AWS
Deneen School of Excellence	Chicago	IL	2010	409	k	8	DISTRICT	No	No	AWS
Dodge Renaissance Academy	Chicago	IL	2003	417	k	8	DISTRICT	No	Yes	Fully Recognized
Dulles School of Excellence	Chicago	IL	2009	464	k	8	DISTRICT	No	No	AWS
Harvard School of Excellence	Chicago	IL	2007	416	k	8	DISTRICT	No	No	AWS
Howe School of Excellence	Chicago	IL	2008	544	k	8	DISTRICT	No	No	AWS
Johnson School of Excellence	Chicago	IL	2009	307	k	8	DISTRICT	No	No	AWS
Morton School of Excellence	Chicago	IL	2008	286	k	8	DISTRICT	No	No	AWS
National Teachers Academy	Chicago	IL	2007	385	k	8	DISTRICT	No	No	AWS
Orr Academy High School	Chicago	IL	2008	1007	9	12	DISTRICT	No	No	AEWS
Phillips Academy High School	Chicago	IL	2010	783	9	12	DISTRICT	No	No	AWS
Sherman School of Excellence	Chicago	IL	2006	412	k	8	DISTRICT	No	No	AWS
Solorio Academy High School	Chicago	IL	2010	297	9	9	DISTRICT	No	No	AWS
Tarkington School of Excellence	Chicago	IL	2005	1007	k	8	DISTRICT	No	No	AWS

Total Number of Schools in 2010-2011= 19

Number of States= 1

Total Enrollment= 9,843

Percent of Schools Making AYP= 11.1%



**Notes:**

- a. Data for 1995 to 2009 are estimates for student growth based on the number of schools operating in those years
- b. 2010 refers to the 2010-2011 school year

Discontinued School Name	Reason No Longer Profiled



**Address**  
403 James Street  
New Haven, CT 06513

**Telephone and Fax**  
Phone 718-623-2660  
Fax 718-622-5998

**Website and e-mail**  
www.achievementfirst.org  
infoNY@achievementfirst.org

**Year Founded**  
1999

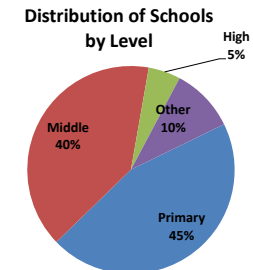
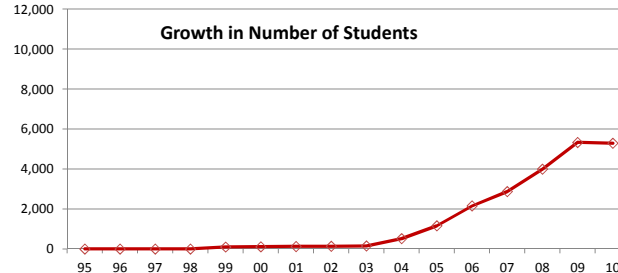
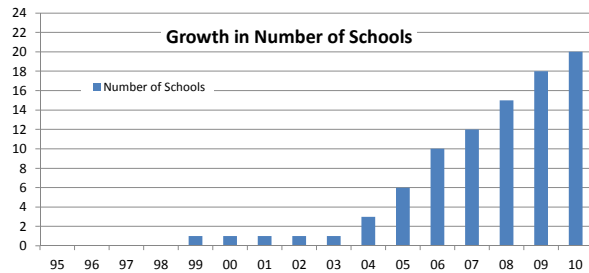
School Name	City	State	Year Founded	2010 Enrollment	Grades Served From To	Charter School	Virtual School	Made AYP	State Rating
Achievement First Apollo Elementary School	Brooklyn	NY	2010	170	k 1	CHARTER	No		
Achievement First Bridgeport Academy Elementary School	Bridgeport	CT	2010	84	k k	CHARTER	No		In need of improvement: Year 2 Hold
Achievement First Bridgeport Middle	Bridgeport	CT	2007	305	5 8	CHARTER	No	No	In need of improvement: Year 2 Hold
Achievement First Brooklyn High School	Brooklyn	NY	2009	112	9 10	CHARTER	No		
Achievement First Brownsville Charter School	New York	NY	2008	334	k 3	CHARTER	No	Yes	In Good Standing
Achievement First Bushwick Charter Middle School	Brooklyn	NY	2007	314	5 8	CHARTER	No	Yes	Good Standing
Achievement First Bushwick Elementary	Brooklyn	NY	2006	421	k 4	CHARTER	No	Yes	In Good Standing
Achievement First Crown Heights Charter Middle School	Brooklyn	NY	2005	263	5 8	CHARTER	No	No	Good Standing
Achievement First Crown Heights Elementary	Brooklyn	NY	2005	407	k 4	CHARTER	No	No	In Good Standing
Achievement First Crown Heights High	Brooklyn	NY	2009	62	9 9	CHARTER	No	No	In Good Standing
Achievement First East New York Elementary	Brooklyn	NY	2005	422	k 4	CHARTER	No	Yes	Good Standing
Achievement First East New York Middle	Brooklyn	NY	2009	160	5 6	CHARTER	No	Yes	In Good Standing
Achievement First Endeavor Charter Middle School	Brooklyn	NY	2006	284	5 8	CHARTER	No	Yes	Good Standing
Achievement First Hartford Academy Elementary	Hartford	CT	2008	348	k 3	CHARTER	No		
Achievement First Hartford Academy Middle	Hartford	CT	2008	252	5 7	CHARTER	No		
Amistad Academy Elementary	New Haven	CT	2006	402	k 4	CHARTER	No		
Amistad Academy Middle	New Haven	CT	1999	287	5 8	CHARTER	No		
Achievement First Amistad High	New Haven	CT	2006	177	9 12	CHARTER	No		
Elm City College Prep Elementary	New Haven	CT	2004	280	k 4	CHARTER	No	No	
Elm City College Prep Middle	New Haven	CT	2004	209	5 8	CHARTER	No	No	

Total Number of Schools in 2010-2011= 20

Number of States= 2

Total Enrollment= 5,293

Percent of Schools Making AYP= 50.0%



**Notes:**  
a. Data for 1995 to 2009 are estimates for student growth based on the number of schools operating in those years  
b. 2010 refers to the 2010-2011 school year

Discontinued School Name	Reason No Longer Profiled

**Address**  
1940 South Figueroa Street  
Los Angeles, CA 90007

**Telephone and Fax**  
Phone 213-943-4930  
Fax 213-943-4931

**Website and e-mail**  
www.laalliance.org  
info@laalliance.org

**Year Founded**  
2004

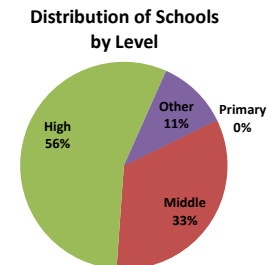
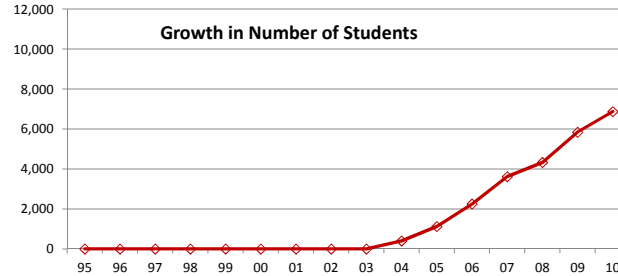
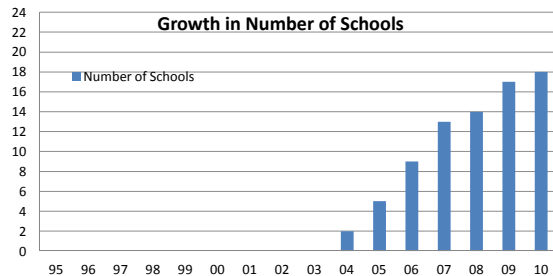
School Name	City	State	Year Founded	2010		Grades Served		Charter School	Virtual School	Made AYP	State Rating
				Enrollment		From	To				
Christine O'Donovan Middle Academy #3	Los Angeles	CA	2008	437		6	8	CHARTER	No	No	Not Title 1
College-Ready Academy High School #11	Los Angeles	CA	2003	135		9	9	CHARTER	No		
College-Ready Academy High School #5	Los Angeles	CA	2006	566		9	12	CHARTER	No	No	Year 2
College-Ready Academy High School #4	Los Angeles	CA	2006	435		9	12	CHARTER	No	Yes	Not in PI
College-Ready Academy High School #7	Los Angeles	CA	2007	416		9	12	CHARTER	No	No	Year 2
College-Ready Middle Academy #4	Los Angeles	CA	2009	323		6	8	CHARTER	No	No	Not Title 1
College-Ready Middle Academy #5	Los Angeles	CA	2009	172		6	8	CHARTER	No	No	Not Title 1
College-Ready Middle Academy #7	Los Angeles	CA	2010	95		6	8	CHARTER	No		
Environmental Science and Technology High School	Los Angeles	CA	2007	286		9	10	CHARTER	No	Yes	Not Title 1
Gertz-Ressler High School	Los Angeles	CA	2004	529		9	12	CHARTER	No	Yes	Not in PI
Health Services Academy High School (HSAHS)	Los Angeles	CA	2007	275		9	12	CHARTER	No	No	Not Title 1
Heritage College-Ready Academy High School	Los Angeles	CA	2005	583		9	12	CHARTER	No	Yes	Not in PI
Huntington Park College-Ready Academy High	Huntington Park	CA	2005	534		9	12	CHARTER	No	No	Year 1
Jack H. Skirball Middle School	Los Angeles	CA	2007	420		6	8	CHARTER	No	No	Year 1
Marc and Eva Stern Math and Science School	Los Angeles	CA	2006	521		9	12	CHARTER	No	No	Not in PI
Media Arts and Entertainment Design High School	Los Angeles	CA	2009	230		9	12	CHARTER	No	No	Not Title 1
Richard Merkin Middle School	Los Angeles	CA	2005	445		6	8	CHARTER	No	No	Year 3
William & Carol Ouchi High School	Los Angeles	CA	2006	471		9	12	CHARTER	No	Yes	Not in PI

Total Number of Schools in 2010-2011= 18

Number of States= 1

Total Enrollment= 6,873

Percent of Schools Making AYP= 31.3%



**Notes:**

a. Data for 1995 to 2009 are estimates for student growth based on the number of schools operating in those years  
b. 2010 refers to the 2010-2011 school year

**Discontinued School Name**

College-Ready Middle Academy #3

**Reason No Longer Profiled**

Unlisted in California Enrollments List

**Address**  
325 W. 12th Street  
Dallas, Texas 75208

**Telephone and Fax**  
Phone 214-944-1985  
Fax 888-250-4315

**Website and e-mail**  
www.americacan.org  
tswafford@texanscan.org

**Year Founded**  
1996

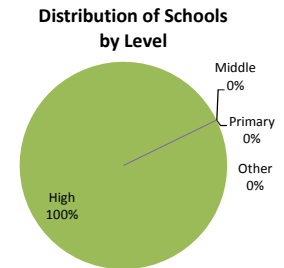
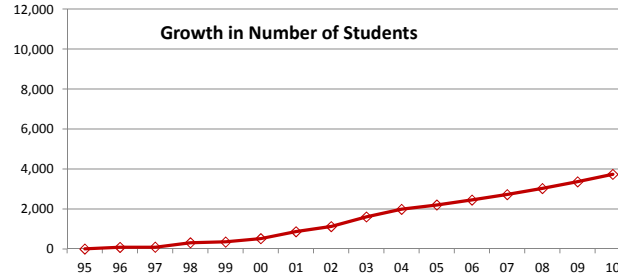
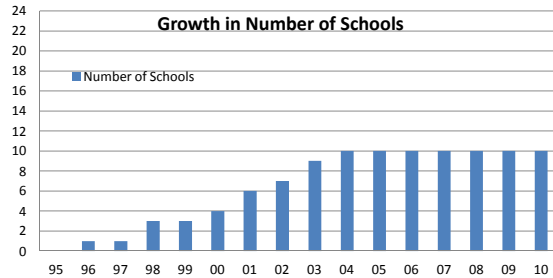
School Name	City	State	Year Founded	2010		Grades Served		Charter School	Virtual School	Made AYP	State Rating
				Enrollment		From	To				
Austin Can Academy	Austin	TX	2002	370		9	12	CHARTER	No	No	AEA: Academically Acceptable
Dallas Can Academy (Ross Avenue)	Dallas	TX	1996	513		9	12	CHARTER	No	Yes	AEA: Academically Acceptable
Dallas Can Academy - Carrollton/Farmers	Dallas	TX	2001	264		9	12	CHARTER	No	No	AEA: Academically Acceptable
Dallas Can Academy - Dallas South	Dallas	TX	2000	321		9	12	CHARTER	No	No	AEA: Academically Acceptable
Dallas Can Academy Oak Cliff	Dallas	TX	1998	641		9	12	CHARTER	No	No	AEA: Academically Acceptable
Fort Worth Can Academy (Campus Drive)	Fort Worth	TX	2003	350		9	12	CHARTER	No	No	AEA: Academically Unacceptable
Fort Worth Can Academy River Oaks	Fort Worth	TX	2003	218		9	12	CHARTER	No	No	AEA: Academically Unacceptable
Houston Can Academy Hobby	Houston	TX	2001	308		9	12	CHARTER	No	No	AEA: Academically Acceptable
Houston Can! Academy Main	Houston	TX	1998	391		9	12	CHARTER	No	No	AEA: Academically Unacceptable
San Antonio Can High School	San Antonio	TX	2004	360		9	12	CHARTER	No	No	AEA: Academically Unacceptable

Total Number of Schools in 2010-2011= 10

Number of States= 1

Total Enrollment= 3,736

Percent of Schools Making AYP= 10.0%



**Notes:**  
a. Data for 1995 to 2009 are estimates for student growth based on the number of schools operating in those years  
b. 2010 refers to the 2010-2011 school year

Discontinued School Name	Reason No Longer Profiled

**Address**  
850 W. Jackson Boulevard, Suite 275  
Chicago, Illinois 60607

**Telephone and Fax**  
Phone 312-226-3355  
Fax 312-226-1027

**Website and e-mail**  
www.aqs.org  
admin@reapmail.net

**Year Founded**  
1999

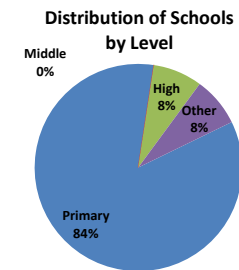
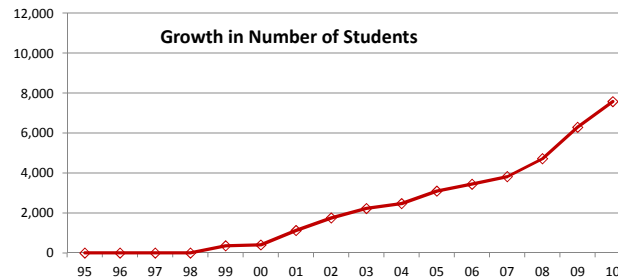
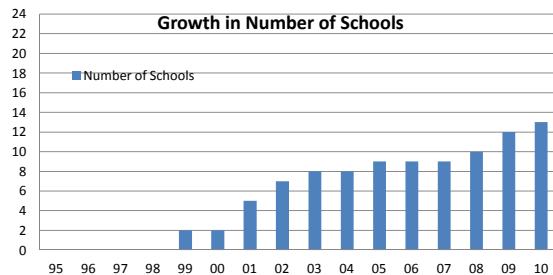
School Name	City	State	Year Founded	2010		Grades Served		Charter School	Virtual School	Made AYP	State Rating
				Enrollment		From	To				
Austin Business and Entrepreneurship Academy High	Chicago	IL	1999	395		9	12	CHARTER	No	No	AEWS
Charter School of the Dunes	Gary	IN	2009	364		k	8	CHARTER	No	No	
Chicago International Charter School - Avalon Campus	Chicago	IL	1999	716		k	8	CHARTER	No	No	AWS
Chicago International Charter School - Bucktown Campus	Chicago	IL	2001	716		k	8	CHARTER	No	No	AWS
Chicago International Charter School - Prairie Campus	Chicago	IL	2002	716		k	8	CHARTER	No	No	AWS
Chicago International Charter School - Washington Park Campus	Chicago	IL	2001	716		k	8	CHARTER	No	No	AWS
Chicago International Charter School - West Belden Campus	Chicago	IL	2002	716		k	8	CHARTER	No	No	AWS
Discovery Charter School	Porter	IN	2010	309		k	6	CHARTER	No	No	
East Chicago Urban Enterprise Academy Campus	East Chicago	IN	2005	433		k	8	CHARTER	No	No	Academic progress
Passages Charter School	Chicago	IL	2001	352		k	7	CHARTER	No	No	Fully Recognized
Plato Learning Academy	Chicago	IL	2008	316		1	7	CHARTER	No	No	AEWS
Thea Bowman Leadership Academy	Gary	IN	2003	1494		k	12	CHARTER	No	No	Exemplary Progress
Xavier School of Excellence	South Bend	IN	2009	333		k	6	CHARTER	No	No	

Total Number of Schools in 2010-2011= 13

Number of States= 2

Total Enrollment= 7,576

Percent of Schools Making AYP= 0.0%



**Notes:**

a. Data for 1995 to 2009 are estimates for student growth based on the number of schools operating in those years  
b. 2010 refers to the 2010-2011 school year

Discontinued School Name	Reason No Longer Profiled

**Address**  
1444 I Street, NW Suite 800  
Washington, DC 20005

**Telephone and Fax**  
Phone 202-835-3600  
Fax 202-835-3613

**Website and e-mail**  
www.aspira.org  
through website

**Year Founded**  
1961

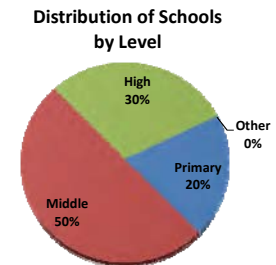
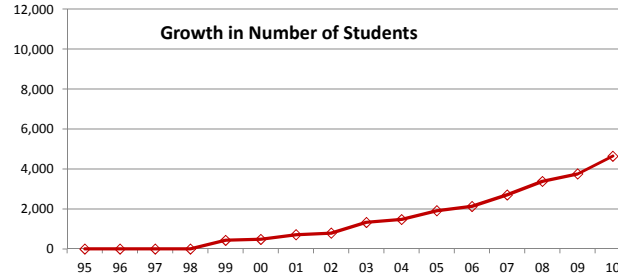
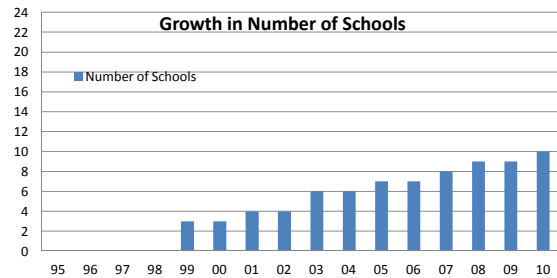
School Name	City	State	Year Founded	2010 Enrollment	Grades Served From To	Charter School	Virtual School	Made AYP	State Rating
Antonia Pantoja Bilingual Charter School	Philadelphia	PA	2008	735	k 8	CHARTER	No	Yes	Met Measure
ASPIRA - Eugenio Maria De Hostos Youth Leadership Charter School	Miami	FL	2001	493	6 8	CHARTER	No	No	C
ASPIRA North Youth Leadership Charter	North Miami	FL	1999	613	6 8	CHARTER	No	No	B
ASPIRA Antonia Pantoja High School Campus	Chicago	IL	2003	372	9 12	CHARTER	No	No	AWS
ASPIRA Early College High School	Chicago	IL	2007	372	9 12	CHARTER	No	No	AWS
ASPIRA Eugenio Maria de Hostos Charter School	Philadelphia	PA	1999	350	k 8	CHARTER	No	Yes	Met Measure
ASPIRA John B. Stetson Charter School	Philadelphia	PA	2010	645	5 8	CHARTER	No	No	Met Measure
ASPIRA Mirta Ramirez Computer Science School	Chicago	IL	2003	372	9 12	CHARTER	No	No	AWS
ASPIRA South Youth Leadership Charter School	Leisure City	FL	1999	318	6 8	CHARTER	No	No	A
ASPIRA-Haugan Middle School	Chicago	IL	2005	372	6 8	CHARTER	No	No	AWS

Total Number of Schools in 2010-2011= 10

Number of States= 3

Total Enrollment= 4,642

Percent of Schools Making AYP= 20.0%



**Notes:**

a. Data for 1995 to 2009 are estimates for student growth based on the number of schools operating in those years  
b. 2010 refers to the 2010-2011 school year

Discontinued School Name	Reason No Longer Profiled

**Address**  
1001 22nd Avenue, Suite 100  
Oakland, CA 94606

**Telephone and Fax**  
Phone 510-434-5000  
Fax 510-434-5010

**Website and e-mail**  
www.aspirepublicschools.org  
info@aspirepublicschools.org

**Year Founded**  
1999

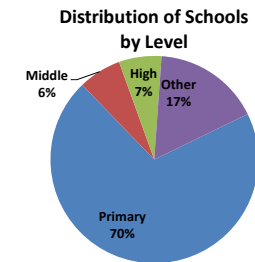
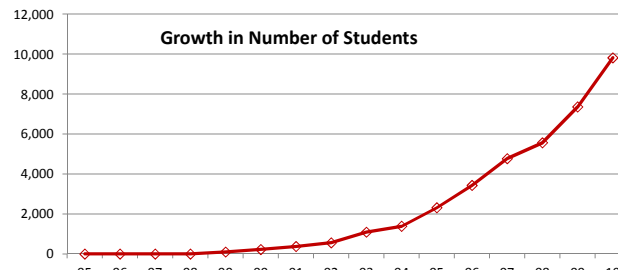
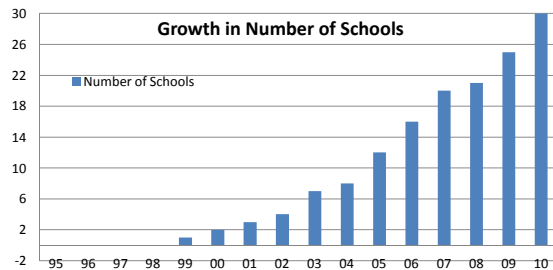
School Name	City	State	Year Founded	2010 Enrollment	Grades Served From To	Charter School	Virtual School	Made AYP	State Rating
Antonio Maria Lugo Academy	Huntington Park	CA	2005	224	k 5	CHARTER	No	Yes	Not in PI
Aspire Alexander Twilight College Preparatory	Sacramento	CA	2009	375	k 5	CHARTER	No	No	Not in PI
Aspire Alexander Twilight Secondary Academy	Sacramento	CA	2010	135	6 9	CHARTER	No		
Aspire APEX Academy	Stockton	CA	2010	210	k 3	CHARTER	No		
Aspire ERES Academy	Oakland	CA	2009	215	k 8	CHARTER	No	No	Not in PI
Aspire Firestone Academy	South Gate	CA	2010	350	k 5	CHARTER	No		
Aspire Gateway Academy	South Gate	CA	2010	328	k 5	CHARTER	No		
Aspire Junior Collegiate Academy	Huntington Park	CA	2007	295	k 6	CHARTER	No	Yes	Not in PI
Aspire Millsmont Secondary Academy	Oakland	CA	2007	323	6 12	CHARTER	No	No	Not in PI
Aspire Pacific Academy	Huntington Park	CA	2010	319	9 10	CHARTER	No		
Aspire Port City Academy	Stockton	CA	2007	398	k 5	CHARTER	No	Yes	Not in PI
Aspire Titan Academy	Huntington Park	CA	2009	283	k 5	CHARTER	No	No	Not in PI
Aspire Vanguard College Preparatory Academy	Empire	CA	2009	256	6 10	CHARTER	No	No	Not in PI
Aspire Vincent Shalvey Academy	Stockton	CA	2007	360	k 8	CHARTER	No	Yes	Not in PI
Berkley Maynard Academy	Oakland	CA	2005	562	k 8	CHARTER	No	No	Not in PI
California College Preparatory Academy	Sacramento	CA	2005	192	9 12	CHARTER	No	Yes	Not in PI
Capitol Heights Academy	Sacramento	CA	2003	261	k 5	CHARTER	No	Yes	Not in PI
Centennial College Preparatory Academy	Huntington Park	CA	2006	453	6 8	CHARTER	No	Yes	Not in PI
East Palo Alto Phoenix Charter	East Palo Alto	CA	2006	82	9 12	CHARTER	No	Yes	Not in PI
East Palo Alto Charter School (EPACS)	East Palo Alto	CA	2003	458	k 8	CHARTER	No	Yes	Not in PI
Huntington Park Charter School	Huntington Park	CA	2008	218	k 5	CHARTER	No	Yes	Not in PI
Langston Hughes Academy	Stockton	CA	2006	397	6 10	CHARTER	No	Yes	Not in PI
Lionel Wilson College Preparatory Academy	Oakland	CA	2002	570	6 12	CHARTER	No	No	Not in PI
Millsmont Academy	Oakland	CA	2004	265	k 5	CHARTER	No	No	Not in PI
Monarch Academy	Oakland	CA	2000	380	k 5	CHARTER	No	Yes	Not in PI
River Oaks Charter Academy	Stockton	CA	2001	367	k 5	CHARTER	No	Yes	Not in PI
Rosa Parks Academy	Stockton	CA	2005	350	k 5	CHARTER	No	Yes	Not in PI
Summit Charter Academy	Porterville	CA	2006	363	k 5	CHARTER	No	No	Not in PI
The Benjamin Holt College Preparatory Academy	Stockton	CA	2003	582	k 5	CHARTER	No	Yes	Not in PI
University Charter School	Huntington Park	CA	1999	245	k 5	CHARTER	No	Yes	Not in PI

Total Number of Schools in 2010-2011= 30

Number of States= 1

Total Enrollment= 9,816

Percent of Schools Making AYP= 64.0%



**Notes:**

a. Data for 1995 to 2009 are estimates for student growth based on the number of schools operating in those years  
b. 2010 refers to the 2010-2011 school year

**Discontinued School Name**

Aspire Clarendon Elementary

**Reason No Longer Profiled**

Unlisted in California Enrollments List and AYP database

**Address**  
2250 E. Devon Avenue, Suite 215  
Des Plaines, IL 60018

**Telephone and Fax**  
Phone 847-824-3380  
Fax 309-685-3001

**Website and e-mail**  
www.conceptschools.org  
contact@conceptschools.org

**Year Founded**  
1999

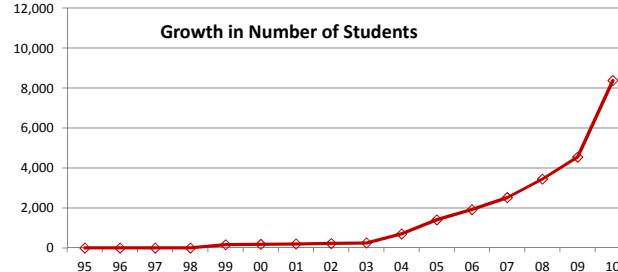
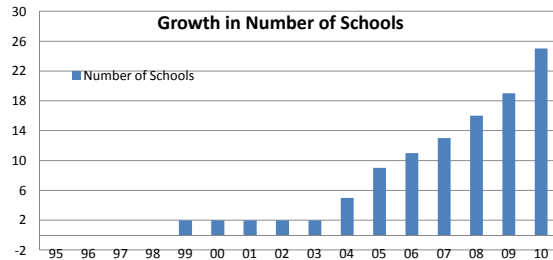
School Name	City	State	Year Founded	2010 Enrollment	Grades Served From To	Charter School	Virtual School	Made AYP	State Rating
Chicago Mathematics and Science Academy	Chicago	IL	2004	599	6 12	CHARTER	No		
Gateway Science Academy	St. Louis	MO	2010	445	k 8	CHARTER	No		
Horizon Science Academy - Cincinnati	Cincinnati	OH	2005	400	k 12	CHARTER	No	Yes	Effective
Horizon Science Academy - Cleveland Elementary School	Cleveland	OH	2008	145	k 5	CHARTER	No	Yes	Continuous Improvement
Horizon Science Academy - Cleveland High School	Cleveland	OH	1999	500	9 12	CHARTER	No	Yes	Effective
Horizon Science Academy - Cleveland Middle School	Cleveland	OH	2005	150	6 8	CHARTER	No	Yes	Effective
Horizon Science Academy - Columbus Elementary School	Columbus	OH	2008	381	k 5	CHARTER	No	Yes	Effective
Horizon Science Academy - Columbus High School	Columbus	OH	1999	400	9 12	CHARTER	No	Yes	Excellent
Horizon Science Academy - Columbus Middle School	Columbus	OH	2007	325	6 8	CHARTER	No	Yes	Effective
Horizon Science Academy - Dayton Elementary	Dayton	OH	2005	175	k 6	CHARTER	No	No	Continuous Improvement
Horizon Science Academy - Dayton High	Dayton	OH	2009	350	7 12	CHARTER	No	No	Continuous Improvement
Horizon Science Academy - Denison Elementary School	Cleveland	OH	2008	210	k 5	CHARTER	No	No	Academic Emergency
Horizon Science Academy - Denison Middle	Cleveland	OH	2005	370	k 8	CHARTER	No	Yes	Continuous Improvement
Horizon Science Academy - Lorain	Lorain	OH	2009	340	k 7	CHARTER	No	Yes	Effective
Horizon Science Academy - Springfield	Toledo	OH	2005	350	k 8	CHARTER	No	Yes	Effective
Horizon Science Academy - Toledo	Toledo	OH	2004	375	9 12	CHARTER	No	No	Continuous Improvement
Horizon Science Academy Dayton Downtown	Dayton	OH	2010	200	k 6	CHARTER	No	No	Academic Watch
Horizon Science Academy Toledo Downtown	Toledo	OH	2010	315	k 8	CHARTER	No	No	Academic Watch
Horizon Science Academy Youngstown	Youngstown	OH	2010	340	k 8	CHARTER	No	Yes	Continuous Improvement
Indiana Math and Science Academy - North	Indianapolis	IN	2010	407	k 8	CHARTER	No	Yes	Exemplary
Indiana Math and Science Academy - West	Indianapolis	IN	2007	560	k 12	CHARTER	No	No	Exemplary
Michigan Mathematics and Science Academy	Hazel Park	MI	2009	250	5 10	CHARTER	No	Yes	A
Noble Academy - Cleveland	Cleveland	OH	2006	270	k 8	CHARTER	No	Yes	Excellent
Noble Academy - Columbus	Columbus	OH	2006	227	k 8	CHARTER	No	Yes	Effective
Quest Charter Academy	Peoria	IL	2010	300	5 8	CHARTER	No		

Total Number of Schools in 2010-2011= 25

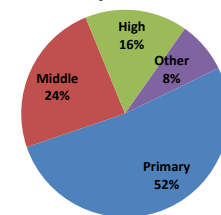
Number of States= 5

Total Enrollment= 8,384

Percent of Schools Making AYP= 68.2%



Distribution of Schools by Level



Notes:

- a. Data for 1995 to 2009 are estimates for student growth based on the number of schools operating in those years
- b. 2010 refers to the 2010-2011 school year

Discontinued School Name	Reason No Longer Profiled

**Address** 9321 W. Sam Houston Parkway  
Houston, Texas 77099  
**Telephone and Fax** Phone 713-343-3333  
Fax 713-777-8555  
**Website and e-mail** harmonytx.org  
hsahouston@harmonytx.org and hsihouston@harmonytx.org  
**Year Founded** 2000

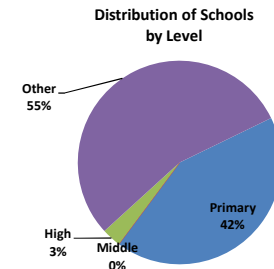
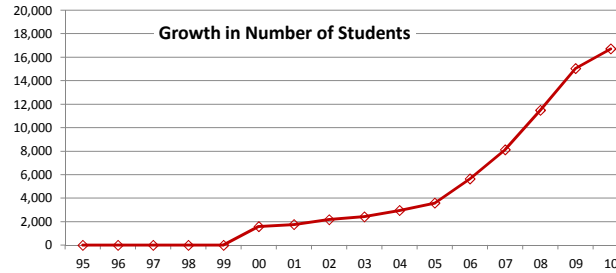
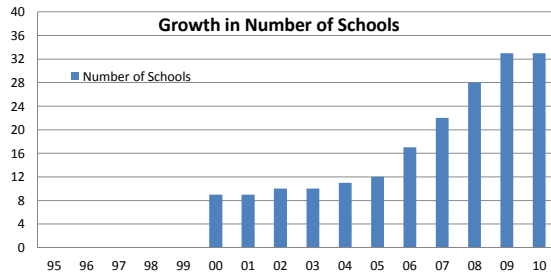
School Name	City	State	Year Founded	2010 Enrollment	Grades Served From	Grades Served To	Charter School	Virtual School	Made AYP	State Rating
Harmony School of Advancement	Houston	TX	2010	280	9	12	CHARTER	No		
Harmony School of Art and Technology	Houston	TX	2010	419	k	8	CHARTER	No		
Harmony School of Discovery	Houston	TX	2010	379	k	8	CHARTER	No		
Harmony School of Excellence	Houston	TX	2006	771	k	8	CHARTER	No	Yes	Exemplary
Harmony School of Excellence - Endeavor	Houston	TX	2009	475	k	8	CHARTER	No		Exemplary
Harmony School of Excellence - Houston	Houston	TX	2006	508	k	8	CHARTER	No		
Harmony School of Ingenuity	Houston	TX	2009	502	k	9	CHARTER	No		
Harmony School of Innovation - Dallas	Carrollton	TX	2009	514	k	9	CHARTER	No		Exemplary
Harmony School of Innovation - El Paso	El Paso	TX	2009	495	k	9	CHARTER	No		Recognized
Harmony School of Innovation - Houston	Houston	TX	2005	592	k	8	CHARTER	No	Yes	Exemplary
Harmony School of Innovation - San Antonio	San Antonio	TX	2010	177	k	8	CHARTER	No		
Harmony School of Nature & Athletics	Dallas	TX	2010	479	k	8	CHARTER	No		
Harmony School of Science - Austin (Harmony Elementary-austin)	Austin	TX	2008	526	k	8	CHARTER	No	Yes	Exemplary
Harmony School of Science - Houston	Sugarland	TX	2008	622	k	12	CHARTER	No	Yes	Exemplary
Harmony Science Academy - Austin	Austin	TX	2002	335	k	8	CHARTER	No	Yes	Exemplary
Harmony Science Academy - Beaumont	Beaumont	TX	2007	500	k	11	CHARTER	No	Yes	Academically Acceptable
Harmony Science Academy - Brownsville	Brownsville	TX	2008	417	k	10	CHARTER	No	Yes	Recognized
Harmony Science Academy - Bryan (College Station)	Bryan	TX	2007	288	k	12	CHARTER	No	Yes	Academically Acceptable
Harmony Science Academy - Dallas	Dallas	TX	2004	985	k	12	CHARTER	No	Yes	Exemplary
Harmony Science Academy - El Paso	El Paso	TX	2006	737	k	12	CHARTER	No	Yes	Exemplary
Harmony Science Academy - Euless	Euless	TX	2009	578	k	9	CHARTER	No		Exemplary
Harmony Science Academy - Fort Worth	Fort Worth	TX	2006	601	k	12	CHARTER	No	Yes	Exemplary
Harmony Science Academy - Garland	Garland	TX	2010	421	k	8	CHARTER	No		
Harmony Science Academy - Grand Prairie	Grand Prairie	TX	2008	524	k	10	CHARTER	No	Yes	Exemplary
Harmony Science Academy - Houston	Houston	TX	2010	357	k	8	CHARTER	No		
Harmony Science Academy - Houston (High)	Houston	TX	2000	655	6	12	CHARTER	No	Yes	Recognized
Harmony Science Academy - Houston NW	Houston	TX	2007	389	k	8	CHARTER	No	Yes	Exemplary
Harmony Science Academy - Laredo	Laredo	TX	2008	632	k	10	CHARTER	No	Yes	Exemplary
Harmony Science Academy - Lubbock	Lubbock	TX	2007	421	k	11	CHARTER	No	Yes	Recognized
Harmony Science Academy - North Austin	Pflugerville	TX	2008	561	5	12	CHARTER	No	Yes	Recognized
Harmony Science Academy - Odessa	Odessa	TX	2010	247	k	8	CHARTER	No		
Harmony Science Academy - San Antonio	San Antonio	TX	2006	727	k	12	CHARTER	No	Yes	Recognized
Harmony Science Academy - Waco	Waco	TX	2007	597	k	11	CHARTER	No	Yes	Exemplary

Total Number of Schools in 2010-2011= 33

Number of States= 1

Total Enrollment= 16,711

Percent of Schools Making AYP= 100.0%



**Notes:**  
a. Data for 1995 to 2009 are estimates for student growth based on the number of schools operating in those years  
b. 2010 refers to the 2010-2011 school year

Discontinued School Name Reason No Longer Profiled



**Address**  
89 South Street, Suite 803  
Boston, MA 02111

**Telephone and Fax**  
Phone 617-443-0050  
Fax 617-443-0057

**Website and e-mail**  
www.diplomaplus.net  
ahalberg@diplomaplus.net

**Year Founded**  
1996

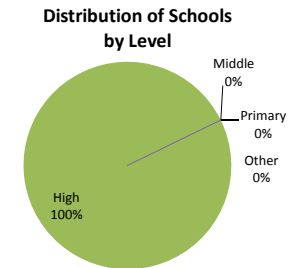
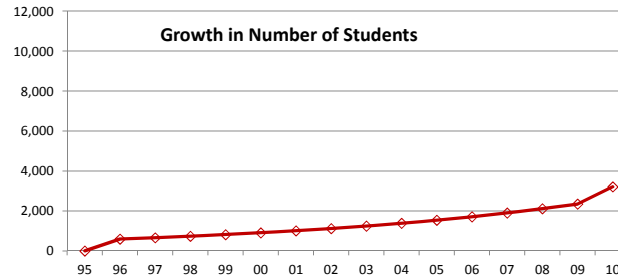
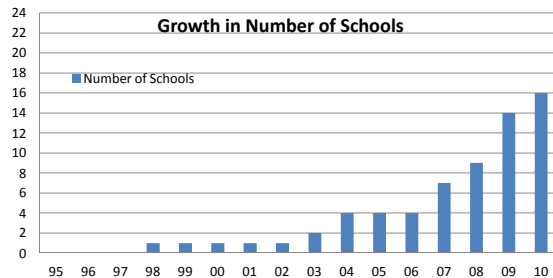
School Name	City	State	Year Founded	2010	Grades Served		Charter School	Virtual School	Made AYP	State Rating
				Enrollment	From	To				
Academic Performance Excellence Network (APEX)	Hollywood	CA	2008	354	9	12	CHARTER	No	No	Year 1
Baltimore Antioch Diploma Plus High School	Baltimore	MD	2009	200	9	12	CHARTER	No	No	
Baltimore Liberation Diploma Plus	Baltimore	MD	2009	200	9	12	CHARTER	No	No	
Brockton Champion High School	Brockton	MA	1998	180	9	12	DISTRICT	No	No	ELA: Moderate, Math: Low
Brownsville Academy High School	Brooklyn	NY	2004	148	9	12	DISTRICT	No	No	In Good Standing
Crotona Academy High School	Bronx	NY	2010	138	9	12	DISTRICT	No	No	In Good Standing
E-Cubed Academy	Providence	RI	2004	381	9	12	CHARTER	No	No	Insufficient Progress ( 8 / 9 )
Einstein Education Center	Woodland	CA	2007	83	9	12	CHARTER	No	Yes	Not in PI
Emma Lazarus High School for English Language Learners	Brooklyn	NY	2009	247	9	12	DISTRICT	No		
Harlem Renaissance High School	New York	NY	2010	144	9	12	DISTRICT	No		
High School Learning Center	Lawrence	MA	2003	329	9	12	DISTRICT	No		
Innovation Diploma Plus High	New York	NY	2009	124	9	12	DISTRICT	No	Yes	In Good Standing
Liberation Diploma Plus	New York	NY	2007	180	9	12	DISTRICT	No	No	In Good Standing
Metropolitan Diploma Plus	New York	NY	2008	191	9	12	DISTRICT	No	No	In good Standing
Nashville Diploma Plus at Martha Vaught	Nashville	TN	2009	61	7	12	DISTRICT	No		Safe school
The Edward C Merlo Institute of Environmental Technology	Stockton	CA	2007	250	9	12	CHARTER	No	No	Not in PI

Total Number of Schools in 2010-2011= 16

Number of States= 6

Total Enrollment= 3,210

Percent of Schools Making AYP= 18.2%



**Notes:**

- a. Data for 1995 to 2009 are estimates for student growth based on the number of schools operating in those years
- b. 2010 refers to the 2010-2011 school year

Discontinued School Name	Reason No Longer Profiled

**Address**  
Two Easton Oval, Suite 440  
Columbus, Ohio 43219

**Telephone and Fax**  
Phone (614) 324-4580  
Fax (614) 478-9619

**Website and e-mail**  
www.edvantages.com  
info@edvantages.com

**Year Founded**  
2002

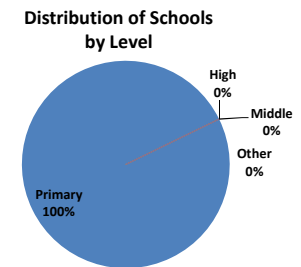
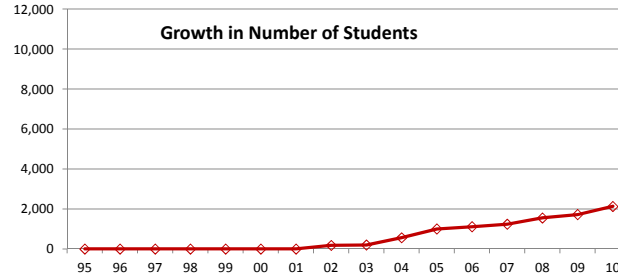
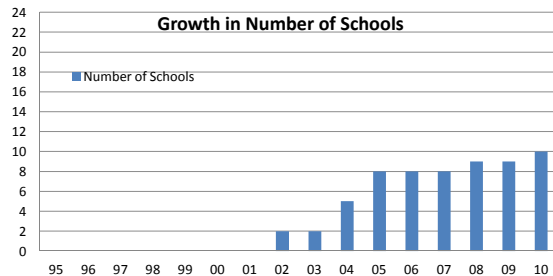
School Name	City	State	Year Founded	2010	Grades Served		Charter School	Virtual School	Made AYP	State Rating
				Enrollment	From	To				
Columbus Performance Academy	Columbus	OH	2010	63	k	6	CHARTER	No		
Columbus Preparatory and Fitness Academy	Columbus	OH	2005	143	k	8	CHARTER	No	Yes	Continuous Improvement
Eastland Performance Academy	Columbus	OH	2008	259	k	6	CHARTER	No	Yes	Effective
Middletown Preparatory and Fitness Academy	Middletown	OH	2002	287	k	8	CHARTER	No		
Mount Healthy (Cincinnati) Preparatory and Fitness Academy	Cincinnati	OH	2005	228	k	8	CHARTER	No	Yes	Continuous Improvement
Northland Preparatory and Fitness Academy	Columbus	OH	2004	267	k	8	CHARTER	No	Yes	Continuous Improvement
Springfield Preparatory and Fitness Academy	Springfield	OH	2004	164	k	8	CHARTER	No	No	Continuous Improvement
Toledo Preparatory and Fitness Academy	Toledo	OH	2005	97	k	8	CHARTER	No	No	Academic Watch
Trotwood Preparatory and Fitness Academy	Trotwood	OH	2002	341	k	8	CHARTER	No		
Whitehall Preparatory and Fitness Academy	Columbus	OH	2004	283	k	8	CHARTER	No	Yes	Continuous Improvement

Total Number of Schools in 2010-2011= 10

Number of States= 1

Total Enrollment= 2,132

Percent of Schools Making AYP= 71.4%



**Notes:**

a. Data for 1995 to 2009 are estimates for student growth based on the number of schools operating in those years  
b. 2010 refers to the 2010-2011 school year

Discontinued School Name	Reason No Longer Profiled

**Address**  
1149 South Hill St Suite 600  
Los Angeles, California 90015

**Telephone and Fax**  
Phone 323-565-1600  
Fax 213-621-4419

**Website and e-mail**  
www.greendot.org  
info@greendot.org

**Year Founded**  
2000

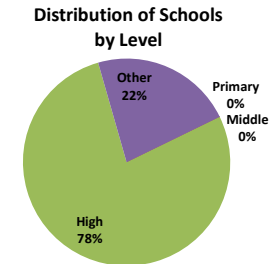
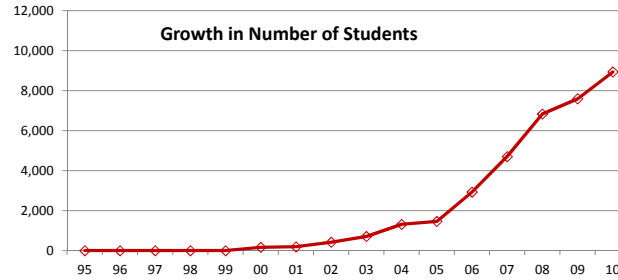
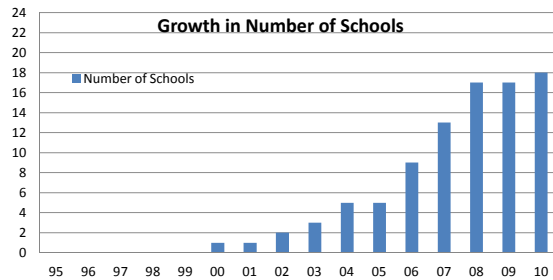
School Name	City	State	Year Founded	2010 Enrollment	Grades Served From	Grades Served To	Charter School	Virtual School	Made AYP	State Rating
Alain Leroy Locke High	Los Angeles	CA	2007	651	9	12	CHARTER	No	No	Not Title 1
Animo Locke 2	Los Angeles	CA	2008	455	9	12	CHARTER	No	No	Year 5
Animo Locke 3	Los Angeles	CA	2008	435	9	12	CHARTER	No	No	Year 5
Animo Jefferson Charter Middle	Los Angeles	CA	2010	194	9	12	CHARTER	No	No	
Animo Film & Theatre Arts Charter High School	Los Angeles	CA	2006	33	9	12	CHARTER	No	Yes	Not in PI
Animo Inglewood Charter High School	Inglewood	CA	2002	601	9	12	CHARTER	No	No	
Animo Jackie Robinson	Los Angeles	CA	2006	591	9	11	CHARTER	No	Yes	Not in PI
Animo Leadership Charter High School	Inglewood	CA	2000	616	9	12	CHARTER	No	Yes	Not in PI
Animo Locke 1	Los Angeles	CA	2008	530	9	12	CHARTER	No	No	Year 5
Animo Locke ACE Academy	Los Angeles	CA	2007	270	9	12	CHARTER	No	No	Not in PI
Animo Locke Tech Charter High School	Los Angeles	CA	2007	547	9	12	CHARTER	No	No	Not in PI
Animo Pat Brown	Los Angeles	CA	2006	588	9	11	CHARTER	No	Yes	Not in PI
Animo Ralph Bunche Charter High School	Los Angeles	CA	2006	855	9	11	CHARTER	No	Yes	Not in PI
Animo South Los Angeles Charter High School	Los Angeles	CA	2004	577	9	12	CHARTER	No	No	Year 1
Animo Venice	Venice	CA	2004	562	9	12	CHARTER	No	Yes	Not in PI
Animo Watts Two Charter High School	Los Angeles	CA	2007	532	9	12	CHARTER	No	No	Year 1
Green Dot New York	Bronx	NY	2008	325	9	10	CHARTER	No	Yes	Subject to Charter School Law Provisions
Oscar de la Hoya Animo Charter High School	Los Angeles	CA	2003	581	9	12	CHARTER	No	Yes	Not in PI

Total Number of Schools in 2010-2011= 18

Number of States= 2

Total Enrollment= 8,943

Percent of Schools Making AYP= 47.1%



**Notes:**

a. Data for 1995 to 2009 are estimates for student growth based on the number of schools operating in those years  
b. 2010 refers to the 2010-2011 school year

**Discontinued School Name**

Animo Justice (Animo Justice Charter High)

**Reason No Longer Profiled**

Closed school due to low enrollment, financial pressures and subpar performance

**Address**  
5150 W. Goldleaf Circle, Suite 401  
Los Angeles, CA 90056

**Telephone and Fax**  
Phone 323-290-6900  
Fax 323-293-9092

**Website and e-mail**  
www.icefla.org  
cyoung@icefps.org

**Year Founded**  
1994

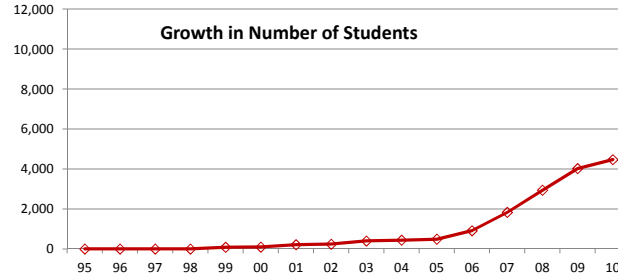
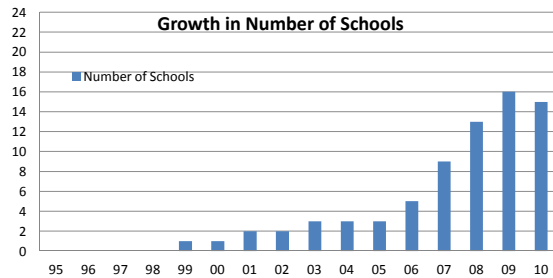
School Name	City	State	Year Founded	2010		Grades Served		Charter School	Virtual School	Made AYP	State Rating
				Enrollment		From	To				
Fernando Pullum Performing Arts High School	Los Angeles	CA	2009	245		9	11	CHARTER	No	No	Not Title 1
Frederick Douglass Academy Charter Elementary School	Los Angeles	CA	2008	277		k	4	CHARTER	No	Yes	Not Title 1
Frederick Douglass Academy Charter High School	Los Angeles	CA	2006	419		9	12	CHARTER	No	No	Not Title 1
Frederick Douglass Academy Charter Middle School	Los Angeles	CA	2006	275		6	8	CHARTER	No	No	Not Title 1
ICEF Inglewood Elementary Academy	Inglewood	CA	2009	217		k	5	CHARTER	No	No	Not Title 1
ICEF Inglewood Middle Academy	Inglewood	CA	2009	275		6	8	CHARTER	No	No	Not Title 1
ICEF Vista Elementary Academy	Los Angeles	CA	2008	293		k	5	CHARTER	No	Yes	Not Title 1
ICEF Vista Middle Academy	Los Angeles	CA	2008	202		6	8	CHARTER	No	Yes	Not Title 1
Lou Dantzler Preparatory Charter Elementary	Los Angeles	CA	2008	197		k	3	CHARTER	No	Yes	Not Title 1
Lou Dantzler Preparatory Charter High	Los Angeles	CA	2007	314		9	12	CHARTER	No	No	Not Title 1
Lou Dantzler Preparatory Charter Middle	Los Angeles	CA	2007	326		6	8	CHARTER	No	No	Not Title 1
Thurgood Marshall Charter Middle	Los Angeles	CA	2007	243		6	8	CHARTER	No	No	Not Title 1
View Park Preparatory Accelerate Charter High School	Los Angeles	CA	2003	396		9	12	CHARTER	No	Yes	Not in PI
View Park Preparatory Accelerated Charter Elementary	Los Angeles	CA	1999	452		k	5	CHARTER	No	Yes	Not in PI
View Park Preparatory Accelerated Charter Middle	Los Angeles	CA	2002	342		6	8	CHARTER	No	No	Not in PI

Total Number of Schools in 2010-2011= 15

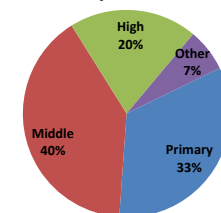
Number of States= 1

Total Enrollment= 4,473

Percent of Schools Making AYP= 40.0%



Distribution of Schools by Level



**Notes:**

a. Data for 1995 to 2009 are estimates for student growth based on the number of schools operating in those years  
b. 2010 refers to the 2010-2011 school year

**Discontinued School Name**

Thurgood Marshall Charter High

**Reason No Longer Profiled**

No longer listed on EMO website

**Address**  
505 Angelita Drive, Suite 9  
Weslaco, TX 78596

**Telephone and Fax**  
Phone 956-377-8000  
Fax 956-447-3796

**Website and e-mail**  
www.ideapublicschools.org  
info@ideapublicschools.org

**Year Founded**  
2000

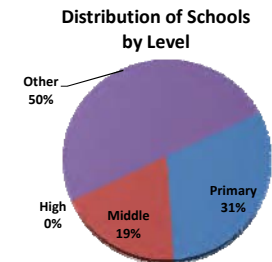
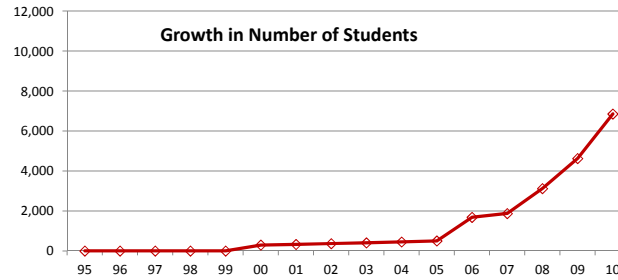
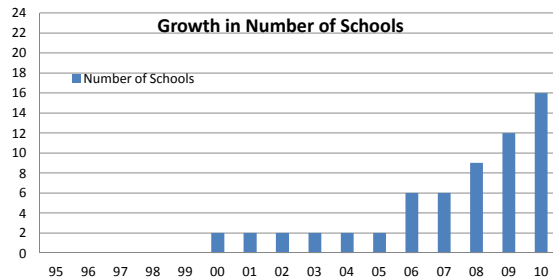
School Name	City	State	Year Founded	2010		Grades Served		Charter School	Virtual School	Made AYP	State Rating
				Enrollment		From	To				
IDEA Academy	Donna	TX	2000	626		k	5	CHARTER	No	Yes	Exemplary
IDEA Academy Alamo	Alamo	TX	2010	105		k	k	CHARTER	No		
IDEA Academy and College Preparatory - Donna	Donna	TX	2000	785		k	12	CHARTER	No	Yes	Exemplary
IDEA Academy and College Preparatory - Mission	Mission	TX	2008	479		6	10	CHARTER	No	Yes	Exemplary
IDEA Academy and College Preparatory - San Benito	San Benito	TX	2008	482		k, 6	2, 10	CHARTER	No	Yes	Exemplary
IDEA Academy Mission	Mission	TX	2008	333		k	2	CHARTER	No		Not Rated: Other
IDEA Academy Pharr	Pharr	TX	2010	103		k	1	CHARTER	No		
IDEA Academy San Benito	San Benito	TX	2009	308		k	1	CHARTER	No		Not Rated: Other
IDEA Academy San Juan	San Juan	TX	2009	202		k	1	CHARTER	No		Not Rated: Other
IDEA College Prep Alamo	Alamo	TX	2010	230		6	9	CHARTER	No		
IDEA College Preparatory Pharr	Pharr	TX	2010	213		6	7	CHARTER	No		
IDEA College Preparatory San Juan	San Juan	TX	2009	468		6	10	CHARTER	No		Exemplary
IDEA Frontier Academy and College Preparatory	Brownsville	TX	2006	580		k	5	CHARTER	No	Yes	Exemplary
IDEA Frontier College Preparatory	Brownsville	TX	2006	636		6	12	CHARTER	No	Yes	Exemplary
IDEA Quest Academy and College Preparatory	Weslaco	TX	2006	627		k	10	CHARTER	No	Yes	Exemplary
IDEA Quest College Preparatory	Mcallen	TX	2006	678		6	9	CHARTER	No	Yes	Exemplary

Total Number of Schools in 2010-2011= 16

Number of States= 1

Total Enrollment= 6,855

Percent of Schools Making AYP= 100.0%



**Notes:**  
a. Data for 1995 to 2009 are estimates for student growth based on the number of schools operating in those years  
b. 2010 refers to the 2010-2011 school year

Discontinued School Name	Reason No Longer Profiled
Idea Academy	Duplicate

**Address**  
135 Main Street, Suite 1700  
San Francisco, California 94105

**Telephone and Fax**  
Phone 866-345-5477  
Fax 415-348-0588

**Website and e-mail**  
www.kipp.org  
info@kipp.org

**Year Founded**  
1999

School Name	City	State	Year Founded	2010 Enrollment	Grades Served From	Grades Served To	Charter School	Virtual School	Made AYP	State Rating
E. Phillips: Kipp Believe College Prep	New Orleans	LA	2006	229	5	8	CHARTER	No	Yes	3 Stars
KIPP 3D Academy	Houston	TX	2001	273	5	8	CHARTER	No	Yes	Exemplary
KIPP 3RD Ward SCHOOL	Houston	TX	2001	52	k	12	CHARTER	No	Yes	Academically Acceptable
KIPP Academy (Middle School)	Houston	TX	1995	365	5	8	CHARTER	No	Yes	Recognized
KIPP Academy Charlotte	Charlotte	NC	2007	366	5	8	CHARTER	No	No	School met 8 (or 61.5%) out of 13 target goals
KIPP Academy Elementary	Bronx	NY	2009	92	k	2	CHARTER	No	Yes	In Good Standing
KIPP Academy Lynn Charter School	Lynn	MA	2004	475	5	8	CHARTER	No	No	ELA and Math: High
KIPP Academy Nashville	Nashville	TN	2005	312	5	8	CHARTER	No	Yes	Safe school
KIPP Academy New York	Bronx	NY	1995	393	5	8	CHARTER	No	Yes	In Good Standing
KIPP Academy of Opportunity	Los Angeles	CA	2003	347	5	8	CHARTER	No	No	Not in PI
KIPP Adelante Preparatory Academy	San Diego	CA	2003	366	5	8	CHARTER	No	No	Year 1
KIPP AMP Academy	Brooklyn	NY	2005	298	5	8	CHARTER	No	No	In Good Standing
KIPP Ascend Charter School	Chicago	IL	2003	430	5	8	CHARTER	No	No	Fully Recognized
KIPP Ascend Primary	Chicago	IL	2010	430	k	1	CHARTER	No		
KIPP Aspire Academy	San Antonio	TX	2003	437	5	8	CHARTER	No	Yes	Recognized
KIPP Austin Academy of Arts & Letters	Austin	TX	2009	213	5	7	CHARTER	No		Recognized
KIPP Austin College Prep	Austin	TX	2002	374	5	8	CHARTER	No	Yes	Exemplary
KIPP Austin Collegiate	Austin	TX	2008	273	9	12	CHARTER	No	Yes	Exemplary
KIPP Austin Comunidad	Austin	TX	2010	132	k	1	CHARTER	No		
KIPP Bayview Academy	San Francisco	CA	2003	250	5	8	CHARTER	No	Yes	Not in PI
KIPP Bridge Charter School	Oakland	CA	2002	261	5	8	CHARTER	No	Yes	Not in PI
KIPP Camino Academy	San Antonio	TX	2010	105	5	6	CHARTER	No		
KIPP Guste: Central City Academy	New Orleans	LA	2007	229	5	8	CHARTER	No	Yes	2 stars
KIPP Central City Primary	New Orleans	LA	2008	229	k	3	CHARTER	No	Yes	4 Stars
KIPP Coastal Village Lower School	Galveston	TX	2009	317	k	3	CHARTER	No		
KIPP Coastal Village Middle School	Galveston	TX	2010	No data	5	6	CHARTER	No		
KIPP Comienza Community Prep	Los Angeles	CA	2010	89	k	1	CHARTER	No		
KIPP DC AIM (Thurgood Marshall) Academy	Washington DC	DC	2005	316	5	8	CHARTER	No	No	R 1
KIPP DC College Preparatory	Washington DC	DC	2009	117	9	11	CHARTER	No		
KIPP DC KEY Academy	Washington DC	DC	2001	313	4	8	CHARTER	No	No	I2
KIPP DC LEAP Academy	Washington DC	DC	2007	281	k	3	CHARTER	No		
KIPP DC WILL Academy	Washington DC	DC	2006	314	5	8	CHARTER	No	No	I2
KIPP DC: Discover Academy	Washington	DC	2009	100	k	k	CHARTER	No		
KIPP DC: Grow Academy	Washington	DC	2010	200	k	k	CHARTER	No		
KIPP DC: Promise Academy	Washington DC	DC	2009	111	1	3	CHARTER	No		
KIPP Delta College Preparatory School	Helena	AR	2002	275	5	8	CHARTER	No	Yes	4 - Schools Exceeding Standards
KIPP Delta Collegiate	Helena	AR	2006	152	9	12	CHARTER	No	Yes	4 - Schools Exceeding Standards

**Address**  
135 Main Street, Suite 1700  
San Francisco, California 94105

**Telephone and Fax**  
Phone 866-345-5477  
Fax 415-348-0588

**Website and e-mail**  
www.kipp.org  
info@kipp.org

**Year Founded**  
1999

School Name	City	State	Year Founded	2010 Enrollment	Grade Levels Served	Charter School	Virtual School	Made AYP	State Rating
KIPP Delta Elementary Literacy Academy	Helena	AR	2009	100	k 2	CHARTER	No	Yes	
KIPP Denver Collegiate High School	Denver	CO	2009	226	9 11	CHARTER	No	Yes	Improvement
KIPP Diamond Academy (KIPP Memphis)	Memphis	TN	2002	446	5 8	CHARTER	No	Yes	Safe school
KIPP Dream Prep Lower School	Houston	TX	2006	767	k 4	CHARTER	No	Yes	Recognized
KIPP DuBois Collegiate Academy	Philadelphia	PA	2010	108	9 10	CHARTER	No		
KIPP East End	Houston	TX	2008	339	k 5	CHARTER	No	Yes	Academically Acceptable
KIPP Empower Academy	Los Angeles	CA	2010	114	k 1	CHARTER	No		School Improvement Level
KIPP Endeavor Academy	Kansas City	MO	2007	244	5 8	CHARTER	No	Yes	1, Delayed
KIPP Explore Academy	Houston	TX	2009	230	k 1	CHARTER	No		
KIPP Gaston College Preparatory	Gaston	NC	2001	720	5 8	CHARTER	No	Yes	School met 29 (or 100.0%) out of 29 target goals
KIPP Gulfon Lower School	Houston	TX	2007	778	k 5	CHARTER	No	Yes	Recognized
KIPP Harmony Academy	Baltimore	MD	2009	125	k k	CHARTER	No		
KIPP Heartwood Academy	San Jose	CA	2004	392	5 8	CHARTER	No	Yes	Not in PI
KIPP Houston High School	Houston	TX	2004	525	9 12	CHARTER	No	Yes	Exemplary
KIPP Impact Middle School	Jacksonville	FL	2010	92	5 6	CHARTER	No		
KIPP Indianapolis College Preparatory	Indianapolis	IN	2004	247	5 8	CHARTER	No	No	Academic Progress
KIPP Infinity Charter School	New York	NY	2005	508	5 8	CHARTER	No	Yes	In Good Standing
KIPP Infinity Elementary School	New York	NY	2010	93	k 1	CHARTER	No		
KIPP Inspire Academy	St. Louis	MO	2009	178	5 7	CHARTER	No		
KIPP Intrepid Preparatory	Houston	TX	2008	180	5 8	CHARTER	No		Academically Acceptable
KIPP Journey	Columbus	OH	2008	211	5 8	CHARTER	No	Yes	Continuous Improvement
KIPP King Collegiate High School	San Lorenzo	CA	2007	402	9 12	CHARTER	No	No	Not in PI
KIPP Los Angeles College Prep	Los Angeles	CA	2003	400	5 8	CHARTER	No	Yes	Not in PI
KIPP LEAD College Prep Charter School	Gary	IN	2006	284	5 8	CHARTER	No	No	Academic Progress
KIPP LEAD High School	Gary	IN	2010	92	9 9	CHARTER	No		
KIPP Legacy Preparatory School	Houston	TX	2010	174	k 1	CHARTER	No		
KIPP Liberation College Prep	Houston	TX	2006	242	5 8	CHARTER	No	Yes	Recognized
KIPP McDonogh 15 for the Creative Arts	New Orleans	LA	2006	229	k 8	CHARTER	No	Yes	2 stars
KIPP Minnesota Charter School	Minneapolis	MN	2008	156	5 8	CHARTER	No	No	34.54 % Proficient
KIPP New Orleans Leadership Academy	New Orleans	LA	2010	229	5 6	CHARTER	No		
KIPP North Forest Lower Girls School	Houston	TX	2009	83	k 5	CHARTER	No	Yes	Academically Acceptable
KIPP North Forest Lower School	Houston	TX	2007	82	k 5	CHARTER	No	Yes	Academically Acceptable
KIPP NYC College Prep	New York	NY	2009	154	9 11	CHARTER	No		
KIPP Philadelphia Academy Charter School	Philadelphia	PA	2003	446	5 8	CHARTER	No	No	Met Measure
KIPP Philadelphia Elementary Academy	Philadelphia	PA	2010	75	k 1	CHARTER	No		
KIPP Polaris Academy (for Boys)	Houston	TX	2007	235	5 8	CHARTER	No	Yes	Academically Acceptable
KIPP Raices Academy	Los Angeles	CA	2008	306	k 3	CHARTER	No	No	Not in PI

**Address**  
135 Main Street, Suite 1700  
San Francisco, California 94105

**Telephone and Fax**  
Phone 866-345-5477  
Fax 415-348-0588

**Website and e-mail**  
www.kipp.org  
info@kipp.org

**Year Founded**  
1999

School Name	City	State	Year Founded	2010 Enrollment	Grade Levels Served	Charter School	Virtual School	Made AYP	State Rating	
KIPP Reach College Preparatory	Oklahoma City	OK	2002	277	5 8	CHARTER	No	Yes	1282 API	
KIPP Renaissance High School	New Orleans	LA	2010	229	9 10	CHARTER	No			
KIPP San Francisco Bay Academy	San Francisco	CA	2003	332	5 8	CHARTER	No	Yes	Not in PI	
KIPP San Jose Collegiate	San Jose	CA	2008	262	9 12	CHARTER	No	Yes	Not in PI	
KIPP SHARP College Prep Lower School	Houston	TX	2008	600	k 4	CHARTER	No	Yes		
KIPP Sharpstown College Prep	Houston	TX	2007	280	5 8	CHARTER	No	Yes	Exemplary	
KIPP South Fulton Academy	Atlanta	GA	2003	325	5 8	CHARTER	No	Yes	Distinguished	
KIPP Spirit College Prep	Houston	TX	2006	274	5 8	CHARTER	No	Yes	Exemplary	
KIPP STRIVE Academy	Atlanta	GA	2009	184	5 7	CHARTER	No			
KIPP Success Through Teamwork	New York	NY	2003	299	5 8	CHARTER	No	No	In Good Standing	
KIPP Summit Academy	San Lorenzo	CA	2003	394	5 8	CHARTER	No	Yes	Not in PI	
KIPP Sunnyside High School	Houston	TX	2010	129	9 10	CHARTER	No			
KIPP Sunnyside School	Houston	TX	2009	326	k 12	CHARTER	No	Yes	Recognized	
KIPP Sunshine Peak Academy	Denver	CO	2002	369	5 8	CHARTER	No	Yes	Performance	
KIPP Shine Prep Lower School	Houston	TX	2004	801	k 4	CHARTER	No	Yes	Recognized	
KIPP Tech Valley	Albany	NY	2005	303	5 8	CHARTER	No	Yes	In Good Standing	
KIPP Truth Academy	Dallas	TX	2003	308	5 8	CHARTER	No	Yes	Recognized	
KIPP Tulsa College Preparatory	Tulsa	OK	2005	338	5 8	CHARTER	No	No	922 API	
KIPP Ujima Village Academy	Baltimore	MD	2002	350	5 8	CHARTER	No	Yes	School Identified for Improvement: No	
KIPP University Prep High School	San Antonio	TX	2009	186	9 11	CHARTER	No		Exemplary	
KIPP Vision Academy	Atlanta	GA	2010	86	5 6	CHARTER	No			
KIPP Voyage Academy for Girls	Houston	TX	2009	81	5 7	CHARTER	No			
KIPP West Atlanta Academy (WAYS Academy)	Atlanta	GA	2003	326	5 8	CHARTER	No			
KIPP West Philadelphia Preparatory	Philadelphia	PA	2009	184	5 7	CHARTER	No	Yes		
Newark Collegiate Academy	Newark	NJ	2007	360	9 12	CHARTER	No	No	In Need of Improvement: Yes (Year 4)	
Rise Academy, a KIPP School	Newark	NJ	2006	360	5 8	CHARTER	No			
Spark Academy	Newark	NJ	2009	200	k 1	CHARTER	No			
Team Academy Charter	Newark	NJ	2002	370	5 8	CHARTER	No	Yes	In Need of Improvement: No	
<b>Total Number of Schools in 2010-2011= 102</b>				<b>Number of States= 21</b>		<b>Total Enrollment= 28,261</b>		<b>Percent of Schools Making AYP= 73.5%</b>		



# KIPP Foundation

Large Company: Managing 10 or More Schools

2010-11

**Address**

135 Main Street, Suite 1700  
San Francisco, California 94105

**Telephone and Fax**

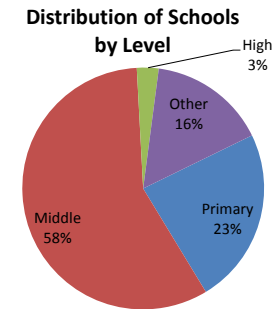
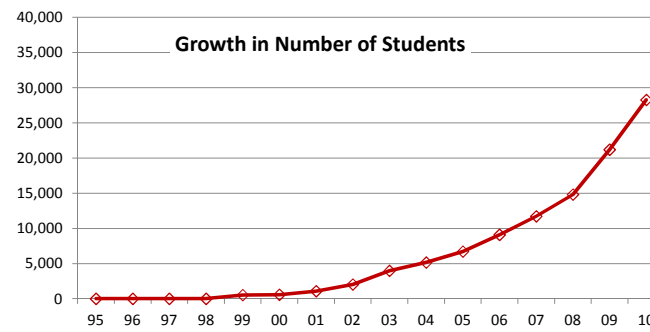
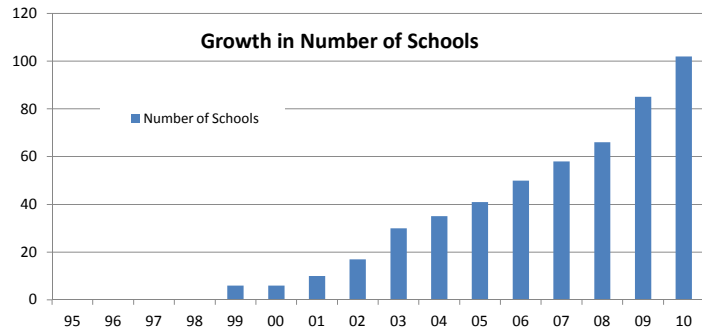
Phone 866-345-5477  
Fax 415-348-0588

**Website and e-mail**

www.kipp.org  
info@kipp.org

**Year Founded**

1999



**Notes:**

- a. Data for 1995 to 2009 are estimates for student growth
- b. 2010 refers to the 2010-11 school year
- c. The axes for KIPP Foundation's graphs have been adjusted to fit the large numbers of schools and enrollment.

Discontinued School Name	Reason No Longer Profiled
Freedom Academy Charter School	"...Freedom Academy is no longer a KIPP school. The contract between them ended."
KIPP Zenith Academy	No enrollments were available for 09-10 or 10-11 and enrollment may be collected under KIPP Sunnyside.
KIPP Academy Fresno	This school was closed in June of 2009

**Address**  
1661 Worcester Road, Suite 207  
Framington, Massachusetts 01701

**Telephone and Fax**  
Phone 508-626-0901  
Fax 508-626-0905

**Website and e-mail**  
www.lighthouse-academies.org  
info@lighthouse-academies.org

**Year Founded**  
2003

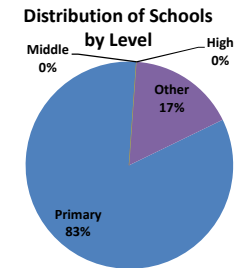
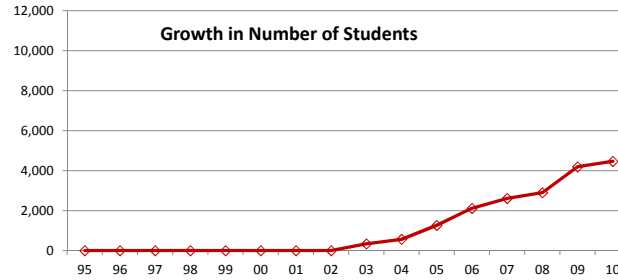
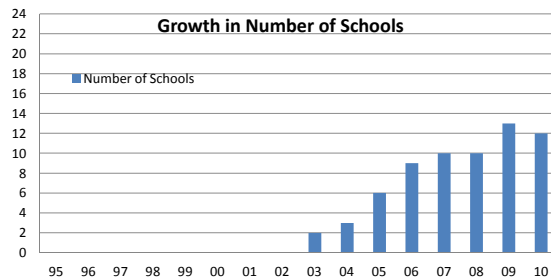
School Name	City	State	Year Founded	2010 Enrollment	Grades Served From	Grades Served To	Charter School	Virtual School	Made AYP	State Rating
Bronx Lighthouse Charter School	Bronx	NY	2004	462	k	8	CHARTER	No	Yes	Subject to Charter School Law Provisions
Bronzeville Lighthouse Charter School	Chicago	IL	2006	471	k	8	CHARTER	No	No	AEWS
East Chicago Lighthouse Charter School	Gary	IN	2006	411	k	8	CHARTER	No	No	Academic Progress
Gary Lighthouse Charter School	Gary	IN	2005	556	k	7	CHARTER	No	Yes	Academic Progress
Gary Lighthouse College Preparatory Academy	Gary	IN	2009	90	8	10	CHARTER	No		
Indianapolis Lighthouse Charter School	Indianapolis	IN	2005	522	k	8	CHARTER	No	Yes	Academic Progress
Indianapolis Lighthouse College Preparatory	Indianapolis	IN	2009	90	9	10	CHARTER	No		
Jacksonville Lighthouse Charter School	Jacksonville	AR	2009	343	k	7	CHARTER	No	No	4 - Schools Exceeding Standards
Metropolitan Lighthouse Charter School	Bronx	NY	2010	138	k	2	CHARTER	No		
Monument Lighthouse Charter School	Indianapolis	IN	2007	541	k	8	CHARTER	No	Yes	Exemplary Progress
Potomac Lighthouse Public Charter School	Washington DC	DC	2005	272	k	5	CHARTER	No	No	I1
West Gary Lighthouse Charter School	Gary	IN	2006	573	k	8	CHARTER	No	No	Academic Progress

Total Number of Schools in 2010-2011= 12

Number of States= 5

Total Enrollment= 4,469

Percent of Schools Making AYP= 44.4%



**Notes:**

a. Data for 1995 to 2009 are estimates for student growth based on the number of schools operating in those years  
b. 2010 refers to the 2010-2011 school year

Discontinued School Name	Reason No Longer Profiled

**Address**  
13950 Milton Ave STE 200B  
Westminster, CA 92683

**Telephone and Fax**  
Phone 714-892-5066  
Fax 714-892-5022

**Website and e-mail**  
magnoliapublicschools.org  
contact@magnoliafoundation.org

**Year Founded**  
1997

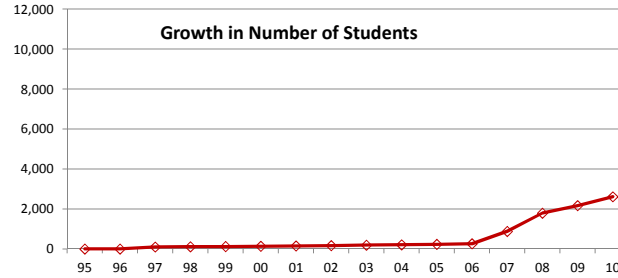
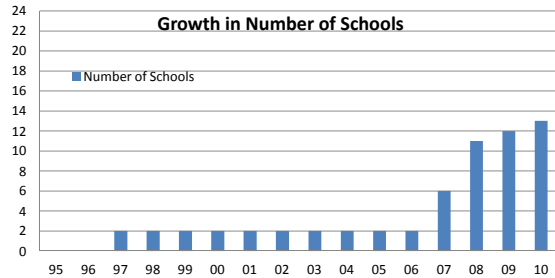
School Name	City	State	Year Founded	2010		Grades Served		Charter School	Virtual School	Made AYP	State Rating
				Enrollment		From	To				
Magnolia Science Academy	Reseda	CA	2007	499		6	12	CHARTER	No	No	Not in PI
Magnolia Science Academy 2	Van Nuys	CA	2007	227		6	11	CHARTER	No	No	Not in PI
Magnolia Science Academy 3	Carson	CA	2007	257		6	12	CHARTER	No	No	Not in PI
Magnolia Science Academy 4	Los Angeles	CA	2008	105		6	11	CHARTER	No	No	Not in PI
Magnolia Science Academy 5	Los Angeles	CA	2007	156		6	11	CHARTER	No	No	Not in PI
Magnolia Science Academy 6	Los Angeles	CA	2008	168		6	11	CHARTER	No	Yes	Not Title 1
Magnolia Science Academy 7	Reseda	CA	2008	96		k	8	CHARTER	No		
Magnolia Science Academy Bell	Bell	CA	2010	441		6	8	CHARTER	No		
Magnolia Science Academy San Diego	San Diego	CA	1997	308		6	9	CHARTER	No	No	Not in PI
Magnolia Science Academy San Diego 2	San Diego	CA	1997	8		6	12	CHARTER	No		
Magnolia Science Academy Santa Clara	Sunnyvale	CA	2009	102		6	12	CHARTER	No		
Pacific Technology School Orangevale	Westminster	CA	2008	151		6	12	CHARTER	No	Yes	Not Title 1
Pacific technology School Santa Ana	Westminster	CA	2008	98		6	12	CHARTER	No	Yes	Not Title 1

Total Number of Schools in 2010-2011= 13

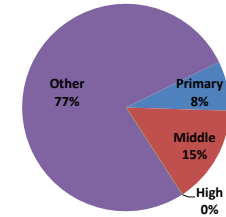
Number of States= 1

Total Enrollment= 2,616

Percent of Schools Making AYP= 33.3%



Distribution of Schools by Level



**Notes:**

- a. Data for 1995 to 2009 are estimates for student growth based on the number of schools operating in those years
- b. 2010 refers to the 2010-2011 school year

Discontinued School Name	Reason No Longer Profiled

# Noble Network of Charter Schools

Large Company: Managing 10 or More Schools

2010-11

**Address**  
1 North State Street, 7-Lower  
Chicago, Illinois 60602

**Telephone and Fax**  
Phone (773) 278-6895  
Fax 773-278-0421

**Website and e-mail**  
noblenetwork.org  
kcole@noblenetwork.org

**Year Founded**  
1999

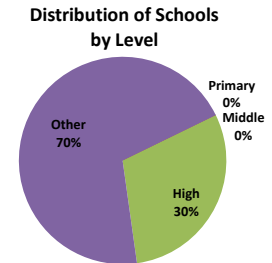
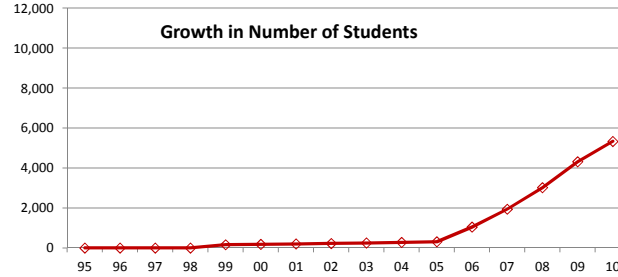
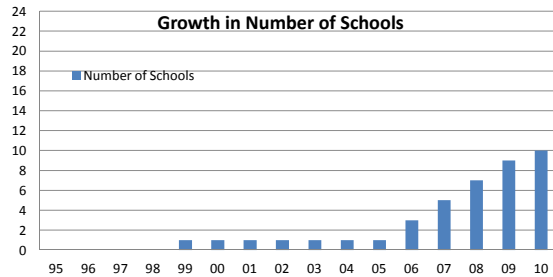
School Name	City	State	Year Founded	2010	Grades Served		Charter School	Virtual School	Made AYP	State Rating
				Enrollment	From	To				
Chicago Bulls College Prep	Chicago	IL	2009	533	9	12	CHARTER	No	No	AWS
Gary Comer College Prep, A Campus of Noble Street Charter School	Chicago	IL	2008	533	9	12	CHARTER	No	No	AWS
Golder College Prep, A Campus of Noble Street Charter School (Noble Street C	Chicago	IL	2007	533	9	12	CHARTER	No	No	AWS
Johnson College Prep	Chicago	IL	2010	533	9	9	CHARTER	No	No	AWS
Muchin College Prep, A Campus of Noble Street Charter School	Chicago	IL	2009	533	9	12	CHARTER	No	No	AWS
Noble Street College Prep, A Campus of Noble Street Charter School	Chicago	IL	1999	533	9	12	CHARTER	No	No	AWS
Pritzker College Prep, A Campus of Noble Street Charter School	Chicago	IL	2006	533	9	12	CHARTER	No	No	AWS
Rauner College Prep, A Campus of Noble Street Charter School	Chicago	IL	2006	533	9	12	CHARTER	No	No	AWS
Rowe-Clark Math & Science Academy, The Exelon Campus of Noble Street Cha	Chicago	IL	2007	533	9	12	CHARTER	No	No	AWS
UIC College Prep, A Campus of Noble Street Charter School	Chicago	IL	2008	533	9	12	CHARTER	No	No	AWS

Total Number of Schools in 2010-2011= 10

Number of States= 1

Total Enrollment= 5,330

Percent of Schools Making AYP= 0.0%



**Notes:**

a. Data for 1995 to 2009 are estimates for student growth based on the number of schools operating in those years  
b. 2010 refers to the 2010-2011 school year

Discontinued School Name	Reason No Longer Profiled

# Partnership for Los Angeles Schools

Large Company: Managing 10 or More Schools

2010-11

**Address**  
1541 Wilshire Blvd, Suite 200  
Los Angeles, CA 90017

**Telephone and Fax**  
Phone 213-201-2000  
Fax 310-882-6234

**Website and e-mail**  
www.partnershipla.org/  
Patrick.Sinclair@partnershipla.org

**Year Founded**  
2007

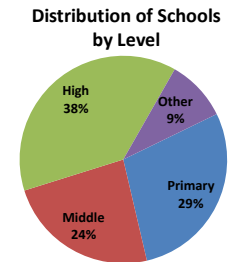
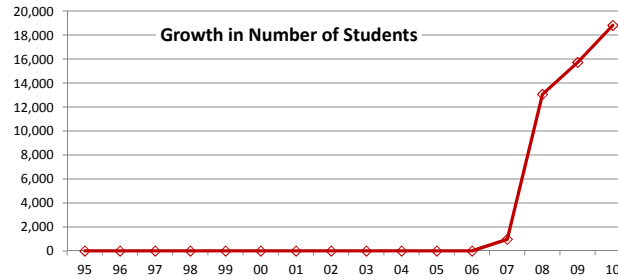
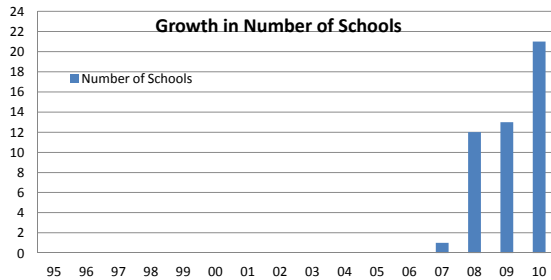
School Name	City	State	Year Founded	2010	Grades Served		Charter School	Virtual School	Made AYP	State Rating
				Enrollment	From	To				
99th Street Elementary School	Los Angeles	CA	2008	585	k	5	DISTRICT	No	Yes	Not in PI
Dolores Huerta Elementary School	Los Angeles	CA	2010	418	k	5	DISTRICT	No		
Edwin Markham Middle	Los Angeles	CA	2008	1223	6	8	DISTRICT	No	No	Not in PI
Felicitas and Gonzalo Mendez Learning Center for Engineering and Technology	Los Angeles	CA	2009	699	9	11	DISTRICT	No	No	Year 1
Felicitas and Gonzalo Mendez Learning Center for Math and Science	Los Angeles	CA	2009	699	9	11	DISTRICT	No		
Figueroa (STREET) Elementary School	Los Angeles	CA	2008	448	k	5	DISTRICT	No	No	Year 5
Florence Griffith Joyner Elementary	Los Angeles	CA	2008	869	k	5	DISTRICT	No	No	Not in PI
George Washington Carver Middle	Los Angeles	CA	2008	1590	6	8	DISTRICT	No	No	Not in PI
Hollenbeck Middle School	Los Angeles	CA	2008	1504	6	8	DISTRICT	No	No	Year 5
Ritter Elementary School	Los Angeles	CA	2008	386	k	5	DISTRICT	No	No	Year 5
Robert Louis Stevenson Middle	Los Angeles	CA	2008	2040	6	8	DISTRICT	No	No	Not in PI
Roosevelt Senior High School - School of Environment and Social Policy	Los Angeles	CA	2008	545	9	12	DISTRICT	No		
Roosevelt Senior High School - School of Health and Science	Los Angeles	CA	2008	545	9	12	DISTRICT	No		
Roosevelt Senior High School - School of Humanities Art and Technology	Los Angeles	CA	2008	545	9	12	DISTRICT	No		
Roosevelt Senior High School - School of Law and Government	Los Angeles	CA	2008	545	9	12	DISTRICT	No		
Roosevelt Senior High School - School of Math, Science, Technology	Los Angeles	CA	2008	546	9	12	DISTRICT	No		
Roosevelt Senior High School - School of Media and Communications	Los Angeles	CA	2008	545	9	12	DISTRICT	No	No	Year 5
Roosevelt Senior High School - School of Science, Technology, Engineering and	Los Angeles	CA	2008	545	9	12	DISTRICT	No		
Samuel Gompers Middle	Los Angeles	CA	2008	1215	6	8	DISTRICT	No	No	Not in PI
Santee Education Complex	Los Angeles	CA	2006	2804	9	12	DISTRICT	No	No	Year 4
Sunrise Elementary	Los Angeles	CA	2008	519	k	5	DISTRICT	No	No	Year 5

Total Number of Schools in 2010-2011= 21

Number of States= 1

Total Enrollment= 18,815

Percent of Schools Making AYP= 7.7%



**Notes:**

- a. Data for 1995 to 2009 are estimates for student growth based on the number of schools operating in those years
- b. 2010 refers to the 2010-2011 school year

Discontinued School Name	Reason No Longer Profiled

# Partnerships to Uplift Communities

Large Company: Managing 10 or More Schools

2010-11

**Address**  
111 North First Street, Suite 100  
Burbank, California 91502

**Telephone and Fax**  
Phone (818) 559-7699  
Fax (818) 559-8641

**Website and e-mail**  
www.pucschools.org  
j.elliott@pucschools.org

**Year Founded**  
1999

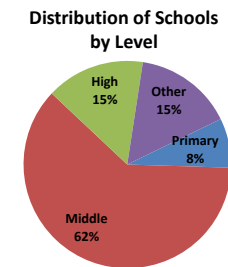
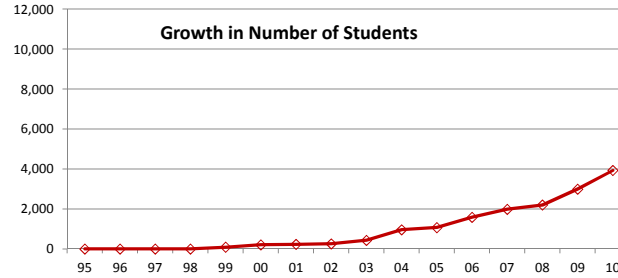
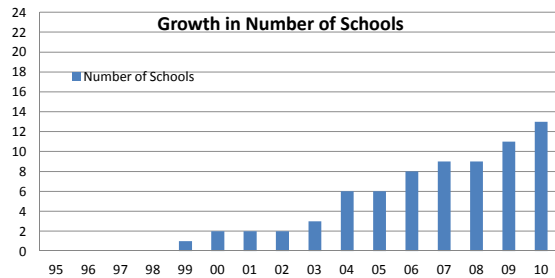
School Name	City	State	Year Founded	2010		Grades Served		Charter School	Virtual School	Made AYP	State Rating
				Enrollment		From	To				
CALS Charter Middle School for Liberal Studies	Cypress	CA	2000	315		6	8	CHARTER	No	Yes	Not in PI
CALS Early College High School for Liberal Studies	Los Angeles	CA	2003	324		9	12	CHARTER	No	Yes	Not in PI
Community Charter Early College High School	Van Nuys	CA	2004	444		9	12	CHARTER	No	No	Year 1
Community Charter Middle School	Terrace	CA	1999	325		6	8	CHARTER	No	No	Year 5
Excel Charter Academy	Los Angeles	CA	2006	333		6	8	CHARTER	No	No	Not in PI
Excel Charter Academy	Grand Rapids	MI	2006	732		6	8	CHARTER	No	Yes	A
Lakeview Charter Academy	Lakeview Terrace	CA	2004	313		6	7	CHARTER	No	No	Not in PI
Lakeview Charter High School	Sylmar	CA	2010	97		9	9	CHARTER	No	No	Not in PI
Milagro Charter School	Los Angeles	CA	2004	277		k	5	CHARTER	No	Yes	Not in PI
Nueva Esperanza Charter Academy	San Fernando	CA	2009	213		6	7	CHARTER	No	No	Not in PI
Santa Rosa Charter Academy	Los Angeles	CA	2009	191		6	8	CHARTER	No	No	Not in PI
Triumph Charter Academy	San Fernando	CA	2007	275		6	8	CHARTER	No	Yes	
Triumph Charter High School	Sylmar	CA	2010	94		9	9	CHARTER	No		

Total Number of Schools in 2010-2011= 13

Number of States= 2

Total Enrollment= 3,933

Percent of Schools Making AYP= 45.5%



**Notes:**

- a. Data for 1995 to 2009 are estimates for student growth based on the number of schools operating in those years
- b. 2010 refers to the 2010-2011 school year

Discontinued School Name	Reason No Longer Profiled

# PPEP and Affiliates

Large Company: Managing 10 or More Schools

2010-11

**Address**  
1840 E. Benson Highway  
Tucson, Arizona 85714

**Telephone and Fax**  
Phone 520-889-8276  
Fax 520-616-0176

**Website and e-mail**  
www.ppep.org  
tucsonbenson@ppep.org

**Year Founded**  
1995

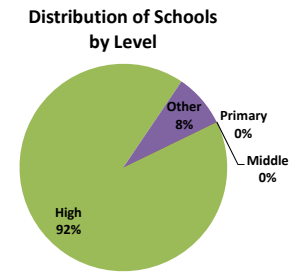
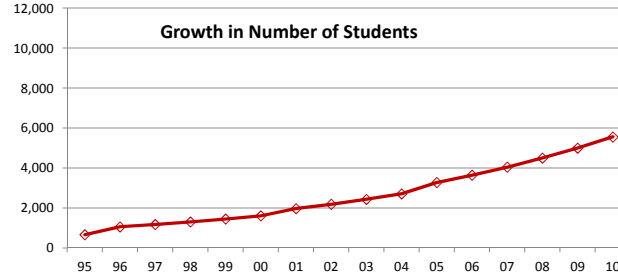
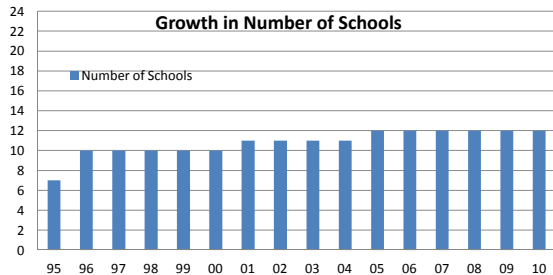
School Name	City	State	Year Founded	2010 Enrollment	Grades Served From To	Charter School	Virtual School	Made AYP	State Rating
Arizona Virtual Academy	Phoenix	AZ	2001	4444	k 12	CHARTER	Yes	No	
PPEC TEC - Robles Junction Learning Center	Robles Junction	AZ	2005	59	9 12	CHARTER	No	No	Performing
PPEP TEC - Alice S. Paul Learning Center	Casa Grande	AZ	1996	64	10 12	CHARTER	No	No	Performing
PPEP TEC - Celestino Fernandez Learning Center	Tucson	AZ	1995	333	9 12	CHARTER	No	No	Performing
PPEP TEC - Cesar Chavez Learning Center	San Luis	AZ	1995	120	9 12	CHARTER	No	Yes	Performing
PPEP TEC - Colin L. Powell Learning Center	Sierra Vista	AZ	1995	63	10 12	CHARTER	No	No	Performing
PPEP TEC - John David Arnold Learning Center	Tucson	AZ	1996	63	10 12	CHARTER	No	No	Performing
PPEP TEC - Jose Yepez Learning Center	Somerton	AZ	1995	122	9 12	CHARTER	No	No	Performing
PPEP TEC - Lito Pena Learning Center	Avondale	AZ	1995	87	9 12	CHARTER	No	No	Performing
PPEP TEC - Manuel Borjorquez Learning Center	Bisbee	AZ	1996	40	10 12	CHARTER	No	No	Performing
PPEP TEC - Raul H. Castro Learning Center	Douglas	AZ	1995	75	9 12	CHARTER	No	No	Performing
PPEP TEC - Victor Soltero Learning Center	Tucson	AZ	1995	84	9 12	CHARTER	No	No	Performing

Total Number of Schools in 2010-2011= 12

Number of States= 1

Total Enrollment= 5,554

Percent of Schools Making AYP= 8.3%



**Notes:**

a. Data for 1995 to 2009 are estimates for student growth based on the number of schools operating in those years  
b. 2010 refers to the 2010-2011 school year

**Discontinued School Name**  
PPEP TEC - Eugene Lopez Learning Center

**Reason No Longer Profiled**  
This school was closed in June 2009

**Address**  
P.O. Box 292730  
Lewisville, TX 75029

**Telephone and Fax**  
Phone 972-316-3663  
Fax 972-315-9506

**Website and e-mail**  
responsiveed.com  
corporate@responsiveed.com

**Year Founded**  
1999

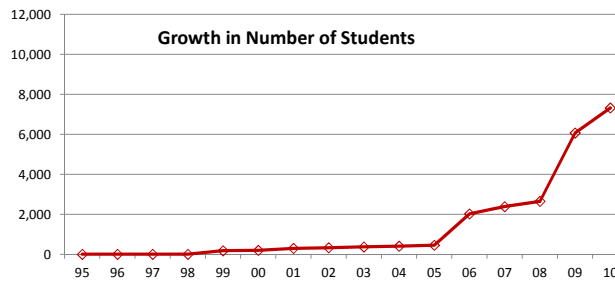
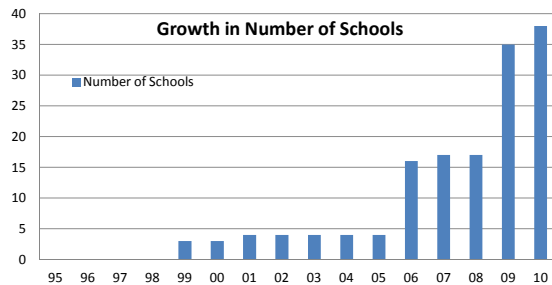
School Name	City	State	Year Founded	2010 Enrollment	Grades Served From To	Charter School	Virtual School	Made AYP	State Rating
Clay Academy	Dallas	TX	2010	282	k 7	CHARTER	No		
IQ Academy	Lewisville	TX	2009	444	k 12	CHARTER	No		
Lewisville: STEM Academy	Lewisville	TX	2009	273	9 12	CHARTER	No	Yes	Exemplary
Premier High School of Abilene	Abilene	TX	1999	154	6 12	CHARTER	No	Yes	AEA: Academically Acceptable
Premier High School of Austin	Austin	TX	2001	228	8 12	CHARTER	No	Yes	AEA: Academically Acceptable
Premier High School of Beaumont	Beaumont	TX	2006	195	k 12	CHARTER	No	Yes	AEA: Academically Acceptable
Premier High School of Brownsville	Brownsville	TX	2006	331	7 12	CHARTER	No	Yes	AEA: Academically Acceptable
Premier High School of Corpus Christi	Corpus Christi	TX	2009	80	6 12	CHARTER	No		AEA: Academically Acceptable
Premier High School of Del Rio	Del Rio	TX	2006	112	6 12	CHARTER	No	Yes	AEA: Academically Acceptable
Premier High School of El Paso	El Paso	TX	2009	178	6 12	CHARTER	No	Yes	AEA: Academically Acceptable
Premier High School of Fort Worth	Fort Worth	TX	2006	139	7 12	CHARTER	No	Yes	AEA: Academically Acceptable
Premier High School of Granbury	Granbury	TX	2010	150	9 12	CHARTER	No		
Premier High School of Huntsville	Huntsville	TX	2009	222	7 12	CHARTER	No		AEA: Academically Acceptable
Premier High School of Laredo	Laredo	TX	2006	173	9 12	CHARTER	No	Yes	AEA: Academically Acceptable
Premier High School of Lubbock	Lubbock	TX	2006	142	6 12	CHARTER	No	Yes	AEA: Academically Acceptable
Premier High School of Midland	Midland	TX	2006	205	6 12	CHARTER	No	Yes	AEA: Academically Acceptable
Premier High School of Mission	Mission	TX	2006	208	6 12	CHARTER	No	Yes	AEA: Academically Acceptable
Premier High School of New Braunfels	New Braunfels	TX	2009	96	6 12	CHARTER	No		AEA: Academically Acceptable
Premier High School of North Austin	Austin	TX	2009	212	6 12	CHARTER	No	Yes	AEA: Academically Acceptable
Premier High School of Palmview	Palmview	TX	2007	202	6 12	CHARTER	No	Yes	AEA: Academically Acceptable
Premier High School of Pharr/McAllen	Pharr	TX	2006	223	7 12	CHARTER	No	Yes	AEA: Academically Acceptable
Premier High School of San Antonio	San Antonio	TX	2006	142	6 12	CHARTER	No	Yes	AEA: Academically Acceptable
Premier High School of San Juan	San Juan	TX	2009	161	6 12	CHARTER	No	Yes	AEA: Academically Acceptable
Premier High School of Tyler	Tyler	TX	2006	145	6 12	CHARTER	No	Yes	AEA: Academically Acceptable
Premier High School of Waco	Waco	TX	2006	187	6 12	CHARTER	No	Yes	AEA: Academically Acceptable
Premier HS - North Texas Job Corp	McKinney	TX	2010	41	9 12	CHARTER	No		
Quest Middle of Lewisville	Lewisville	TX	2009	183	6 8	CHARTER	No		Exemplary
The Foundation School for Autism	San Antonio	TX	2010	21	k k	CHARTER	No		
Vista Academy of Amarillo	Amarillo	TX	1997	179	k 8	CHARTER	No	Yes	Exemplary
Vista Academy of Carrollton	Carrollton	TX	2009	238	k 6	CHARTER	No	Yes	Exemplary
Vista Academy of Coppell	Carrollton	TX	2009	119	k 5	CHARTER	No	Yes	Exemplary
Vista Academy of Dallas (Plesant Grove)	Dallas	TX	2009	184	k 5	CHARTER	No	Yes	Recognized
Vista Academy of Garland	Garland	TX	2009	199	k 5	CHARTER	No	Yes	Exemplary
Vista Academy of Hickory Creek	Hickory Creek	TX	2009	413	k 5	CHARTER	No	Yes	AEA: Academically Acceptable
Vista Academy of Huntsville	Huntsville	TX	2009	259	k 6	CHARTER	No	Yes	Academically Acceptable
Vista Academy of Jasper	Jasper	TX	2009	212	k 6	CHARTER	No		Exemplary
Vista Academy of Lancaster	Lancaster	TX	2009	78	k 2	CHARTER	No	Yes	Recognized
Vista Academy of Willis	Willis	TX	2009	314	k 8	CHARTER	No	Yes	Recognized

Total Number of Schools in 2010-2011= 38

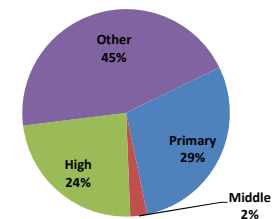
Number of States= 1

Total Enrollment= 7,324

Percent of Schools Making AYP= 100.0%



Distribution of Schools by Level



Notes:

a. Data for 1995 to 2009 are estimates for student growth based on the number of schools operating in those years  
b. 2010 refers to the 2010-2011 school year

Discontinued School Name

Premier High School of Lindale  
Premier High School of Comanche (Paradigm Accelerated Charter School - Comanche)

Reason No Longer Profiled

Closed campus  
Adult learning (18-26); classes begin November 1, 2011



**Address**  
3460 Commission Court, #200  
Woodbridge, VA 22192

**Telephone and Fax**  
Phone 978-741-7161  
Fax 978-741-0414

**Website and e-mail**  
milburnschools.org  
RMA@milburnschools.org

**Year Founded**  
1997

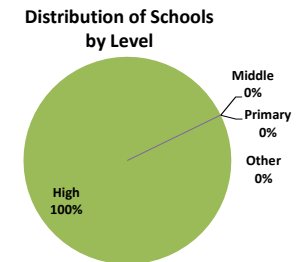
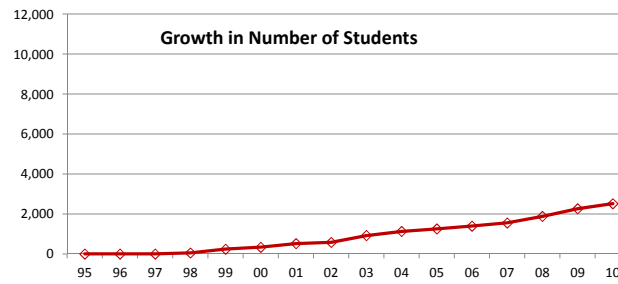
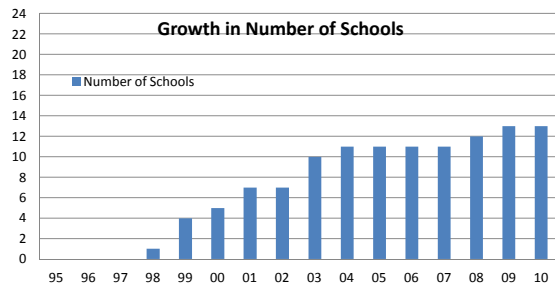
School Name	City	State	Year Founded	2010		Grades Served		Charter School	Virtual School	Made AYP	State Rating
				Enrollment		From	To				
Lee Alternative Charter High School	Lehigh Acres	FL	2008	228		9	12	CHARTER	No	No	
Richard Milburn Academy - Amarillo	Amarillo	TX	2001	240		9	12	CHARTER	No	No	AEA: Academically Acceptable
Richard Milburn Academy - Bradenton	Bradenton	FL	2000	240		9	12	CHARTER	No	No	
Richard Milburn Academy - Corpus Christi	Corpus Christi	TX	1998	257		9	12	CHARTER	No	Yes	AEA: Academically Acceptable
Richard Milburn Academy - Ector County (Odessa)	Odessa	TX	2003	179		9	12	CHARTER	No	Yes	AEA: Academically Acceptable
Richard Milburn Academy - Fort Worth	Fort Worth	TX	2003	173		9	12	CHARTER	No	No	AEA: Academically Unacceptable
Richard Milburn Academy - Killeen	Killeen	TX	1999	152		9	12	CHARTER	No	Yes	AEA: Academically Acceptable
Richard Milburn Academy - Midland	Midland	TX	1999	153		9	12	CHARTER	No	Yes	AEA: Academically Acceptable
Richard Milburn Academy (Daytona Beach)	South Daytona	FL	2004	203		9	12	CHARTER	No	No	
Richard Milburn Academy (Suburban Houston)	Houston	TX	2003	202		9	12	CHARTER	No	No	AEA: Academically Unacceptable
Richard Milburn Academy- Fort Myers	Fort Myers	FL	2001	246		9	12	CHARTER	No		
Richard Milburn Academy West	Deland	FL	2009	102		9	12	CHARTER	No		
Richard Milburn Alternative HS - Lubbock	Lubbock	TX	1999	143		9	12	CHARTER	No	No	AEA: Academically Acceptable

Total Number of Schools in 2010-2011= 13

Number of States= 2

Total Enrollment= 2,518

Percent of Schools Making AYP= 40.0%



**Notes:**

- a. Data for 1995 to 2009 are estimates for student growth based on the number of schools operating in those years
- b. 2010 refers to the 2010-2011 school year

**Discontinued School Name**

Richard Milburn Academy - Beaumont

**Reason No Longer Profiled**

Charter closure CD# 123804

**Address**  
9150 FM 78, Suite 7  
Converse, Texas 78109

**Telephone and Fax**  
Phone 210-659-0329  
Fax 210-670-0903

**Website and e-mail**  
www.shekinah-edu.com  
rharvin@shekinah-edu.com

**Year Founded**  
1999

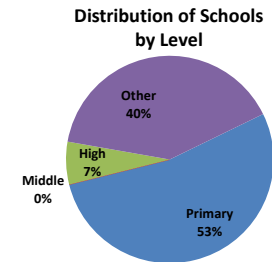
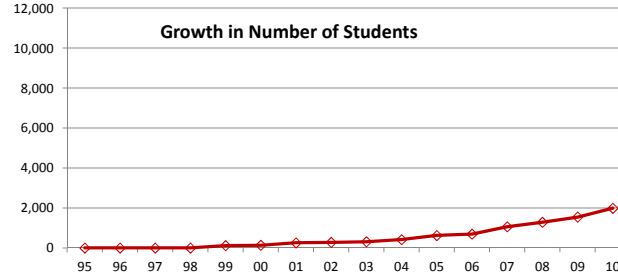
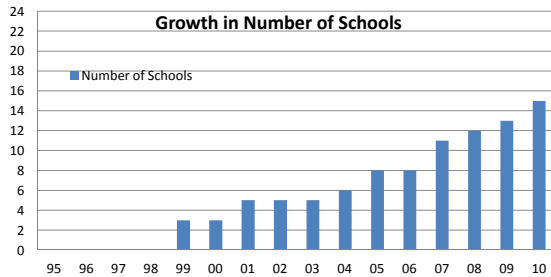
School Name	City	State	Year Founded	2010	Grades Served		Charter School	Virtual School	Made AYP	State Rating
				Enrollment	From	To				
Radiance Academy of Learning	Liveoak	TX	2005	25	k	12	CHARTER	No		Not Rated: Other
Radiance Academy of Learning (Westlakes Campus)	San Antonio	TX	1999	275	k	12	CHARTER	No	Yes	Academically Acceptable
Radiance Academy of Learning- Daystar Campus	Universal City	TX	2007	87	k	6	CHARTER	No	Yes	Academically Acceptable
Radiance Academy of Learning- Del Rio Campus	Del Rio	TX	1999	217	k	12	CHARTER	No	Yes	Academically Acceptable
Radiance Academy of Learning- International Campus	San Antonio	TX	2007	140	k	8	CHARTER	No	Yes	Academically Acceptable
Shekinah Hope	San Antonio	TX	2001	92	k	5	CHARTER	No	Yes	AEA: Academically Unacceptable
Shekinah Radiance Academy	San Antonio	TX	1999	111	k	5	CHARTER	No	Yes	AEA: Academically Acceptable
Shekinah Radiance Academy - Abundant Life Campus	La Marque	TX	2004	247	k	12	CHARTER	No	No	AEA: Academically Acceptable
Shekinah Radiance Academy Abundant Life	La Marque	TX	2007	113	k	6	CHARTER	No	Yes	Academically Acceptable
Shekinah Radiance Academy Dallas Center	Seagoville	TX	2008	106	k	6	CHARTER	No	Yes	AEA: Academically Acceptable
Shekinah Radiance Academy Garland	Dallas	TX	2010	119	k	6	CHARTER	No		
Shekinah Walzem	San Antonio	TX	2001	247	k	12	CHARTER	No	No	AEA: Academically Acceptable
Village at South Park	Houston	TX	2009	62	k	2	CHARTER	No		AEA: Academically Acceptable
Washington Tyrannus School of the Arts	Schertz	TX	2010	14	7	12	CHARTER	No		
West Columbia Charter School	West Columbia	TX	2005	134	k	12	CHARTER	No	Yes	AEA: Academically Acceptable

Total Number of Schools in 2010-2011= 15

Number of States= 1

Total Enrollment= 1,989

Percent of Schools Making AYP= 81.8%



**Notes:**

a. Data for 1995 to 2009 are estimates for student growth based on the number of schools operating in those years  
b. 2010 refers to the 2010-2011 school year

**Discontinued School Name**  
Radiance Academy of Learning- Mission of Jordan Campus  
Shekinah Radiance Academy - VOSP

**Reason No Longer Profiled**  
Texas AYP list  
No longer listed on EMO website

**Address**  
2791 Mogadore Rd.  
Akron, OH 44312

**Telephone and Fax**  
Phone 330-784-7505  
Fax 330-784-7505

**Website and e-mail**  
www.summitacademies.com  
Through the website

**Year Founded**  
1999

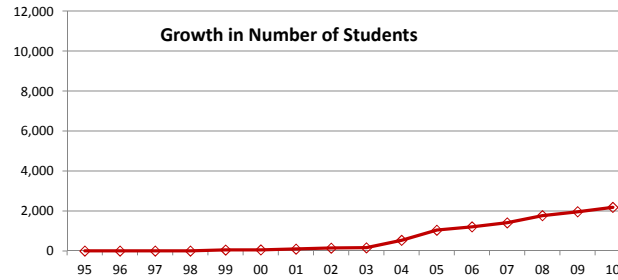
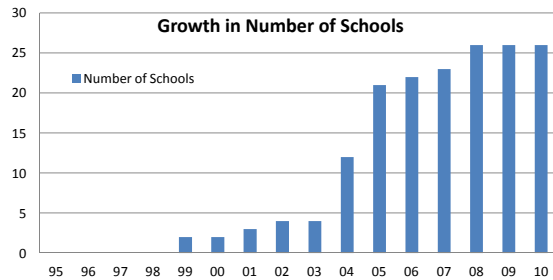
School Name	City	State	Year Founded	2010 Enrollment	Grades Served From To	Charter School	Virtual School	Made AYP	State Rating
Summit Academy Youngstown	Youngstown	OH	2005	190	k 7	CHARTER	No	No	Academic Emergency
Summit Academy Community School Cincinnati	Cincinnati	OH	2004	85	k 7	CHARTER	No	No	Academic Emergency
Summit Academy Community School Dayton	Dayton	OH	2004	84	k 8	CHARTER	No	No	Academic Emergency
Summit Academy Community School Toledo	Toledo	OH	2004	164	k 8	CHARTER	No	No	Academic Emergency
Summit Academy Community School - Warren	Warren	OH	2004	118	k 6	CHARTER	No	No	Academic Emergency
Summit Academy Canton for Alt Learners	Canton	OH	2000	77	k 8	CHARTER	No	No	Academic Emergency
Summit Academy Community School - Columbus	Columbus	OH	2004	28	k 5	CHARTER	No	No	Academic Emergency
Summit Academy Akron Elementary School	Lorain	OH	1999	79	k 5	CHARTER	No	No	Academic Emergency
Summit Academy Lorain for Alt Learners	Lorain	OH	2001	106	k 5	CHARTER	No	No	Academic Emergency
Summit Academy Middle Akron	Akron	OH	2001	89	6 8	CHARTER	No	Yes	Continuous Improvement
Summit Academy Middle School Columbus	Columbus	OH	2005	40	6 8	CHARTER	No	No	Academic Emergency
Summit Academy Middle School Lorain	Lorain	OH	2005	83	6 8	CHARTER	No	No	Academic Emergency
Summit Academy Middle and Secondary School Warren	Warren	OH	2005	79	7 12	CHARTER	No	No	Academic Watch
Summit Academy Middletown for Alt Learners	Middletown	OH	2001	92	k 8	CHARTER	No	No	Continuous Improvement
Summit Academy Community School Painesville	Painesville	OH	2005	76	k 10	CHARTER	No	No	Academic Emergency
Summit Academy Community School - Parma	Parma	OH	2004	183	k 12	CHARTER	No	No	Academic Emergency
Summit Academy Secondary Akron	Akron	OH	2004	59	9 12	CHARTER	No	Yes	Continuous Improvement
Summit Academy Secondary Canton	Canton	OH	2004	50	9 12	CHARTER	No	Yes	Continuous Improvement
Summit Academy Secondary Lorain	Lorain	OH	2004	69	9 12	CHARTER	No	No	Academic Watch
Summit Academy Secondary School Middletown	Middletown	OH	2005	50	9 12	CHARTER	No	Yes	Continuous Improvement
Summit Academy Toledo Learning Center	Toledo	OH	2005	79	k 12	CHARTER	No	Yes	Continuous Improvement
Summit Academy Secondary Youngstown	Youngstown	OH	2004	107	8 12	CHARTER	No	No	Academic Emergency
Summit Academy Transitional HS Cincinnati	Cincinnati	OH	2007	54	8 12	CHARTER	No	No	Academic Watch
Summit Academy Transitional HS Columbus	Columbus	OH	2007	43	9 12	CHARTER	No	Yes	Continuous Improvement
Summit Academy Transitional HS Dayton	Dayton	OH	2007	40	9 12	CHARTER	No	Yes	Continuous Improvement
Summit Academy Xenia for Alt Learners	Xenia	OH	2001	62	k 8	CHARTER	No	No	Not Rated

Total Number of Schools in 2010-2011= 26

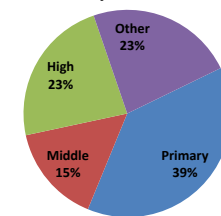
Number of States= 1

Total Enrollment= 2,186

Percent of Schools Making AYP= 26.9%



Distribution of Schools by Level



**Notes:**  
a. Data for 1995 to 2009 are estimates for student growth based on the number of schools operating in those years  
b. 2010 refers to the 2010-2011 school year

Discontinued School Name	Reason No Longer Profiled

# Uncommon Schools

Large Company: Managing 10 or More Schools

2010-11

**Address**  
826 Broadway, 9th Floor  
New York, New York 10003

**Telephone and Fax**  
Phone (212) 844-3584  
Fax (212) 598-4076

**Website and e-mail**  
www.uncommonschools.org  
info@uncommonschools.org

**Year Founded**  
1997

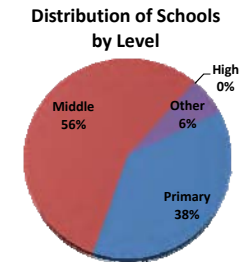
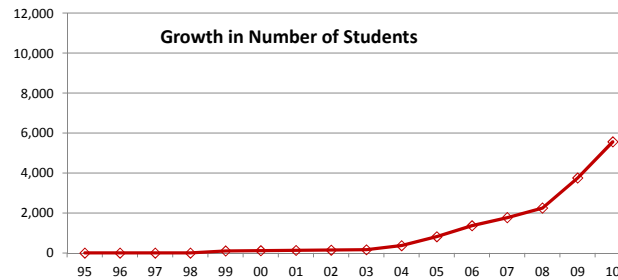
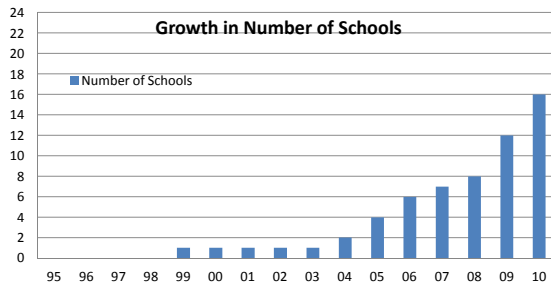
School Name	City	State	Year Founded	2010 Enrollment	Grades Served From	Grades Served To	Charter School	Virtual School	Made AYP	State Rating
Bedford Stuyvesant Collegiate Charter School	Brooklyn	NY	2008	231	5	8	CHARTER	No	Yes	In Good Standing
Brooklyn East Collegiate Charter School	Brooklyn	NY	2010	78	5	5	CHARTER	No		
Brownsville Collegiate Charter School	Brooklyn	NY	2009	148	5	6	CHARTER	No		
Excellence (Boys) Charter School	Brooklyn	NY	2004	421	k	7	CHARTER	No	Yes	In Good Standing
Excellence Girls Charter School	Brooklyn	NY	2009	171	k	8	CHARTER	No	Yes	Subject to Charter School Law Provisions
Kings Collegiate Charter School	Brooklyn	NY	2007	274	5	6	CHARTER	No	Yes	In Good Standing
Leadership Preparatory Charter School	Brooklyn	NY	2006	396	k	5	CHARTER	No	Yes	In Good Standing
Leadership Prep Brownsville	Brooklyn	NY	2009	171	k	2	CHARTER	No	Yes	Subject to Charter School Law Provisions
Leadership Prep Ocean Hill	Brooklyn	NY	2010	145	k	1	CHARTER	No		
North Star Academy Charter School	Newark	NJ	2005	1264	k	12	CHARTER	No	Yes	In Need of Improvement: No
Ocean Hill Collegiate Charter School	Brooklyn	NY	2010	78	5	5	CHARTER	No		
Roxbury Preparatory Charter School	Roxbury	MA	1999	263	6	8	CHARTER	No	Yes	ELA: Very High, Math: High
True North Rochester Preparatory Elementary	Rochester	NY	2010	437	k	1	CHARTER	No	Yes	In Good Standing
True North Rochester Preparatory Middle	Rochester	NY	2006	437	5	7	CHARTER	No	Yes	In Good Standing
True North Troy Preparatory Charter School	Troy	NY	2009	110	5	6	CHARTER	No	Yes	Subject to Charter School Law Provisions
Williamsburg Collegiate Charter School	Brooklyn	NY	2005	944	5	8	CHARTER	No	No	In Good Standing

Total Number of Schools in 2010-2011= 16

Number of States= 3

Total Enrollment= 5,568

Percent of Schools Making AYP= 91.7%



**Notes:**

- a. Data for 1995 to 2009 are estimates for student growth based on the number of schools operating in those years
- b. 2010 refers to the 2010-2011 school year

Discontinued School Name	Reason No Longer Profiled

**Address**  
954 W. Washington Boulevard, 3rd Floor  
Chicago, Illinois 60607

**Telephone and Fax**  
Phone (312) 432-6301  
Fax (312) 432-0077

**Website and e-mail**  
www.unocharterschools.org  
admin@my.unocharterschools.org

**Year Founded**  
1998

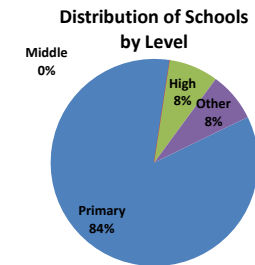
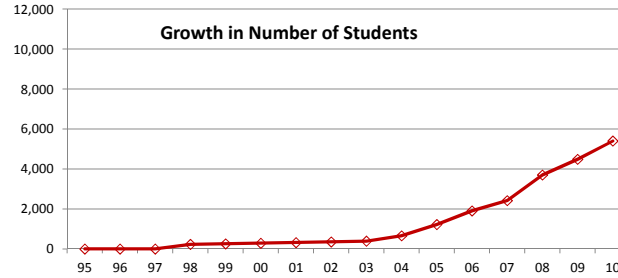
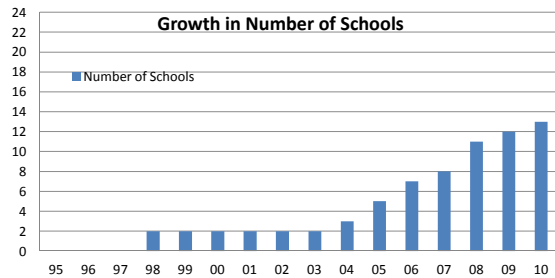
School Name	City	State	Year Founded	2010		Grades Served		Charter School	Virtual School	Made AYP	State Rating
				Enrollment		From	To				
Bartolome de las Casas Charter School	Chicago	IL	2006	429		k	8	CHARTER	No	No	AEWS
Carlos Fuentes Elementary	Chicago	IL	2006	429		k	8	CHARTER	No	No	AEWS
Gentilly Terrace Charter School	New Orleans	LA	2010	387		k	8	CHARTER	No	No	AEWS
Major Hector P Garcia MD Charter	Chicago	IL	2008	429		9	9	CHARTER	No	No	AEWS
Nelson Elementary School	New Orleans	LA	2005	408		k	8	CHARTER	No	Yes	Academic Watch
New UNO Charter School	Chicago	IL	2010	429		k	8	CHARTER	No	No	AEWS
Octavio Paz	Chicago	IL	1998	429		k	8	CHARTER	No	No	AEWS
Officer Donald Marquez Charter	Chicago	IL	2007	429		k	8	CHARTER	No	No	AEWS
Pierre A Capdau Learning Academy	New Orleans	LA	2004	361		k	8	CHARTER	No	Yes	Academic Watch
Rufino Tamayo	Chicago	IL	2005	429		k	8	CHARTER	No	No	AEWS
Thurgood Marshall Early College High	New Orleans	LA	2009	387		9	12	CHARTER	No	No	AEWS
UNO Veterans Memorial Campus 1	Chicago	IL	2008	429		k	8	CHARTER	No	No	AEWS
UNO Veterans Memorial Campus 2	Chicago	IL	2008	429		k	8	CHARTER	No	No	AEWS

Total Number of Schools in 2010-2011= 13

Number of States= 2

Total Enrollment= 5,404

Percent of Schools Making AYP= 18.2%



**Notes:**

a. Data for 1995 to 2009 are estimates for student growth based on the number of schools operating in those years  
b. 2010 refers to the 2010-2011 school year

**Discontinued School Name**

Esperanza Charter School (A.D. Crossman: Esperanza Charter School)

**Reason No Longer Profiled**

Managed by The Choice Foundation since 2010

**Address**  
606 E. Royal Lane  
Irving, TX 75039

**Telephone and Fax**  
Phone 214-276-0352  
Fax 972-501-9439

**Website and e-mail**  
www.uplifteducation.org  
ybhatia@uplifteducation.org

**Year Founded**  
2004

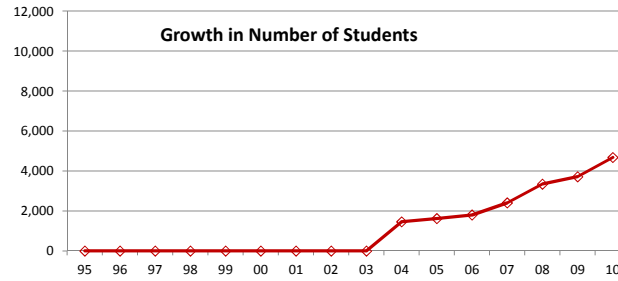
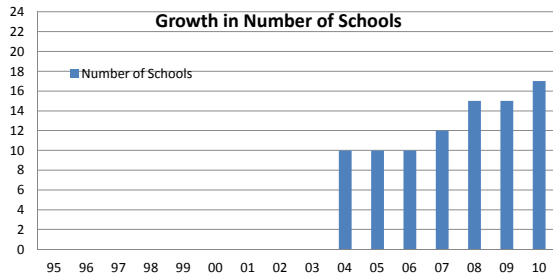
School Name	City	State	Year Founded	2010	Grades Served		Charter School	Virtual School	Made AYP	State Rating
				Enrollment	From	To				
Hampton Preparatory Middle	Dallas	TX	2008	290	6	8	CHARTER	No	Yes	Recognized
Hampton Preparatory HS	Dallas	TX	1996	209	9	11	CHARTER	No	Yes	Academically Acceptable
Heights Prep Mid	Dallas	TX	2010	148	6	8	CHARTER	No		
Laureate Prep Hs	Dallas	TX	2010	122	6	6	CHARTER	No		
Middle School Campus	Arlington	TX	2008	153	6	8	CHARTER	No	Yes	Exemplary
North Hills Prep High	Irving	TX	2008	409	9	12	CHARTER	No	Yes	Exemplary
North Hills Preparatory	Irving	TX	2004	434	6	12	CHARTER	No	Yes	Exemplary
North Hills Preparatory School	Irving	TX	2007	511	k	5	CHARTER	No	Yes	Exemplary
Peak Prep Advantage	Dallas	TX	2006	335	6	10	CHARTER	No	Yes	Exemplary
Peak Prep High	Dallas	TX	2008	250	9	12	CHARTER	No	Yes	Exemplary
Peak Preparatory	Dallas	TX	2007	378	k	5	CHARTER	No	Yes	Exemplary
Primary Campus-Hampton Preparatory	Dallas	TX	2008	200	5	6	CHARTER	No	Yes	Recognized
Primary Campus-Summit International Preparatory	Arlington	TX	2008	361	k	5	CHARTER	No	Yes	Exemplary
Primary Campus-Williams Preparatory	Dallas	TX	2008	197	k	3	CHARTER	No	Yes	Exemplary
Summit International Preparatory	Arlington	TX	2007	131	k	9	CHARTER	No	Yes	Exemplary
Williams Prep Middle	Dallas	TX	2007	306	6	8	CHARTER	No		
Williams Preparatory	Dallas	TX	2008	247	9	11	CHARTER	No	Yes	Exemplary

Total Number of Schools in 2010-2011= 17

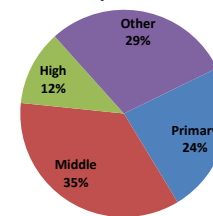
Number of States= 1

Total Enrollment= 4,681

Percent of Schools Making AYP= 100.0%



Distribution of Schools by Level



**Notes:**

- a. Data for 1995 to 2009 are estimates for student growth based on the number of schools operating in those years
- b. 2010 refers to the 2010-2011 school year

Discontinued School Name Reason No Longer Profiled

# **Medium Nonprofit Education Management Organizations**

Sorted in Alphabetical Order

# Advance Baton Rouge, Inc.

Medium Company: Managing 4 to 9 Schools

2010-11

**Address**  
5500 Florida Blvd, Suite106  
Baton Rouge, LA 70806

**Telephone and Fax**  
Phone 225-436-3072  
Fax 225-341-6790

**Website and e-mail**  
www.advancebr.org  
nancyhammatt@advancebr.org

**Year Founded**  
2005

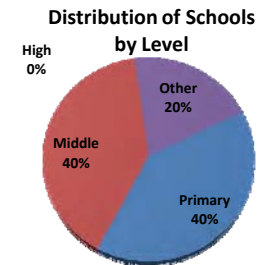
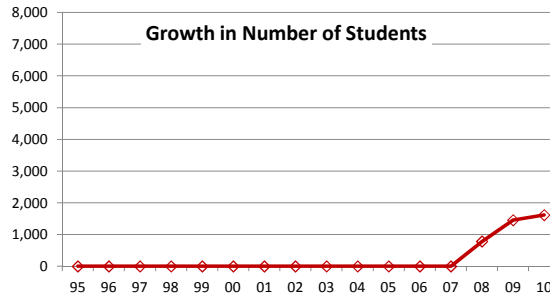
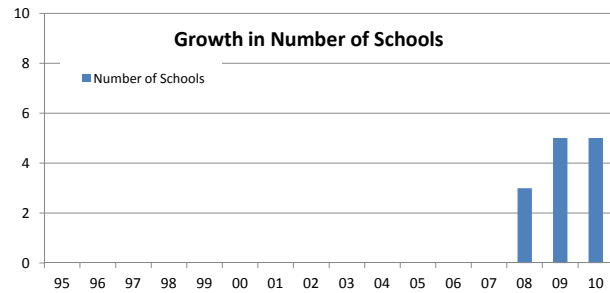
School Name	City	State	Year Founded	2010 Enrollment	Grades Served From To	Charter School	Virtual School	Made AYP	State Rating
Dalton Elementary	Baton Rouge	LA	2009	323	k 5	CHARTER	No		
Glen Oaks Middle School	Baton Rouge	LA	2008	324	6 8	CHARTER	No	No	Academically Unacceptable
Lanier Elementary School	Baton Rouge	LA	2009	323	k 5	CHARTER	No		
Pointe Coupee Central High School	Morganza	LA	2008	323	6 12	CHARTER	No	No	Academically Unacceptable
Prescott Middle School	Baton Rouge	LA	2008	323	6 8	CHARTER	No	No	Academically Unacceptable

Total Number of Schools in 2010-2011= 5

Number of States= 1

Total Enrollment= 1,616

Percent of Schools Making AYP= 0.0%



**Notes:**

- a. Data for 1995 to 2009 are estimates for student growth based on the number of schools operating in those years
- b. 2010 refers to the 2010-2011 school year

Discontinued School Name	Reason No Longer Profiled



# Algiers Charter School Association

Medium Company: Managing 4 to 9 Schools

2010-11

**Address**  
3712 MacArthur Suite 100A  
New Orleans, LA 70114

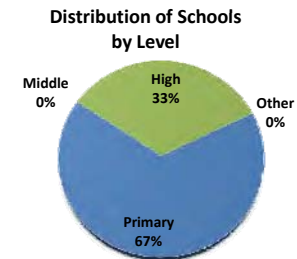
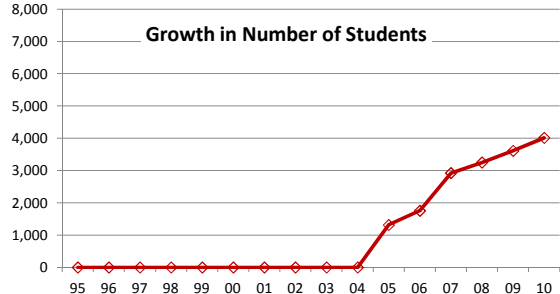
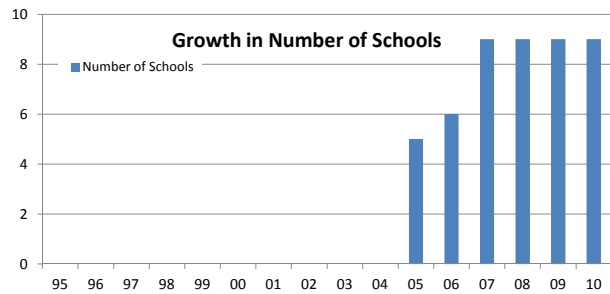
**Telephone and Fax**  
Phone 504-302-7000  
Fax 504-302-7050

**Website and e-mail**  
www.algierscharterschools.org  
through website

**Year Founded**  
2005

School Name	City	State	Year Founded	2010 Enrollment	Grades Served From To	Charter School	Virtual School	Made AYP	State Rating
Algiers Technology Academy	New Orleans	LA	2007	446	9 12	CHARTER	No	No	Academically Unacceptable
Alice M Harte Charter School	New Orleans	LA	2005	446	k 8	CHARTER	No	Yes	2 Stars
Dwight D. Eisenhower Elementary School	New Orleans	LA	2005	446	k 8	CHARTER	No	Yes	2 Stars
Edna Karr Charter High School	New Orleans	LA	2005	446	9 12	CHARTER	No	Yes	2 Stars
Harriet R. Tubman Elementary School	New Orleans	LA	2007	446	k 8	CHARTER	No	No	Academically Unacceptable
Martin Behrman Elementary School	New Orleans	LA	2005	446	k 8	CHARTER	No	Yes	2 Stars
McDonogh 32 Elementary School	New Orleans	LA	2006	446	k 8	CHARTER	No	Yes	Academic Watch
O. Perry Walker Senior High School	New Orleans	LA	2005	446	9 12	CHARTER	No	Yes	Academic Watch
William J Fischer Elementary School	New Orleans	LA	2007	446	k 8	CHARTER	No	Yes	Academic Watch

**Total Number of Schools in 2010-2011= 9**      **Number of States= 1**      **Total Enrollment= 4,014**      **Percent of Schools Making AYP= 77.8%**



**Notes:**  
a. Data for 1995 to 2009 are estimates for student growth based on the number of schools operating in those years  
b. 2010 refers to the 2010-2011 school year

Discontinued School Name	Reason No Longer Profiled

## Baltimore Curriculum Project

Medium Company: Managing 4 to 9 Schools

2010-11

**Address**  
2707 E. Fayette Street  
Baltimore, Maryland 21224

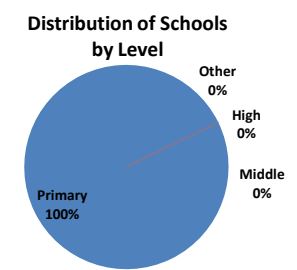
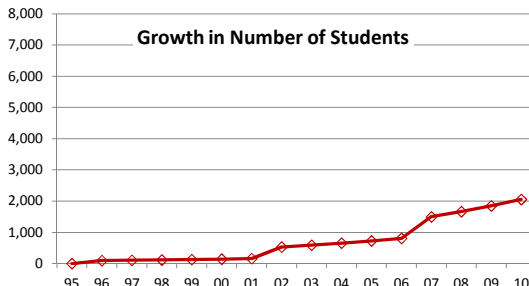
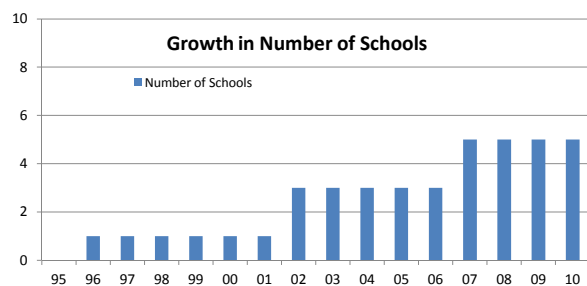
**Telephone and Fax**  
Phone 410-675-7000  
Fax 410-675-7030

**Website and e-mail**  
www.baltimorecp.org  
bcpinfo@baltimorecp.org

**Year Founded**  
1996

School Name	City	State	Year Founded	2010 Enrollment	Grades Served From To	Charter School	Virtual School	Made AYP	State Rating
City Springs School	Baltimore	MD	1996	520	k 8	CHARTER	No	No	School Identified for Improvement: Yes
Collington Square School	Baltimore	MD	2002	568	k 8	CHARTER	No	No	School Identified for Improvement: Yes
Dr. Rayner Browne Academy	Baltimore	MD	2007	252	k 6	CHARTER	No	No	School Identified for Improvement: Yes
Hampstead Hill Academy	Baltimore	MD	2002	530	k 8	CHARTER	No	No	School Identified for Improvement: No
Wolfe Street Academy	Baltimore	MD	2007	184	k 5	CHARTER	No	No	School Identified for Improvement: No

**Total Number of Schools in 2010-2011= 5**      **Number of States= 1**      **Total Enrollment= 2,054**      **Percent of Schools Making AYP= 0.0%**



**Notes:**  
a. Data for 1995 to 2009 are estimates for student growth based on the number of schools operating in those years  
b. 2010 refers to the 2010-2011 school year

Discontinued School Name	Reason No Longer Profiled

# Breakthrough Charter Schools

Medium Company: Managing 4 to 9 Schools

2010-11

**Address**  
1415 E 36th Street  
Cleveland, Ohio 44114

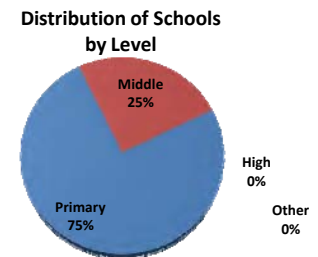
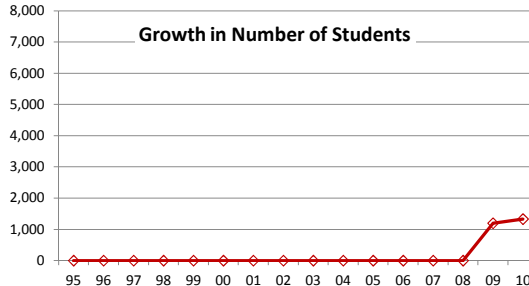
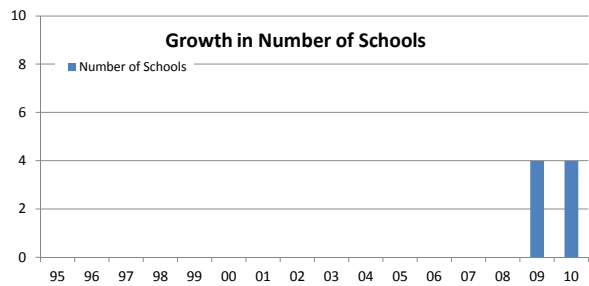
**Telephone and Fax**  
Phone 216-456-2086  
Fax 216-249-0616

**Website and e-mail**  
breakthroughcleveland.org  
contact@breakthroughcleveland.org

**Year Founded**  
2009

School Name	City	State	Year Founded	2010 Enrollment	Grades Served From To	Charter School	Virtual School	Made AYP	State Rating
Citizens Academy	Cleveland	OH	1999	409	k 5	CHARTER	No	Yes	Excellent
Entrepreneurship Preparatory Academy (E Prep)	Cleveland	OH	2006	345	6 8	CHARTER	No	Yes	Excellent
The Intergenerational School	Cleveland	OH	2000	221	k 8	CHARTER	No	Yes	Excellent with Distinction
Village Preparatory School	Cleveland	OH	2009	356	k 2	CHARTER	No	Yes	Not Rated

**Total Number of Schools in 2010-2011= 4**      **Number of States= 1**      **Total Enrollment= 1,331**      **Percent of Schools Making AYP= 100.0%**



**Notes:**  
a. Data for 1995 to 2009 are estimates for student growth based on the number of schools operating in those years  
b. 2010 refers to the 2010-2011 school year

Discontinued School Name	Reason No Longer Profiled

# California Montessori Project

**Medium Company:** Managing 4 to 9 Schools

2010-11

**Address**  
5330-A Gibbons Drive, Suite 700  
Carmichael, CA 95608

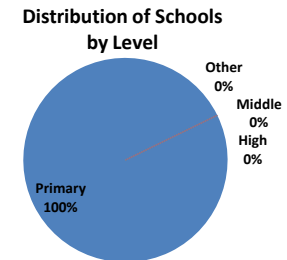
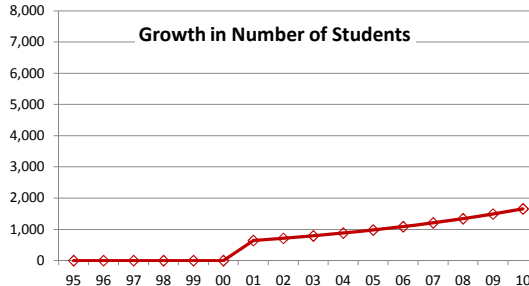
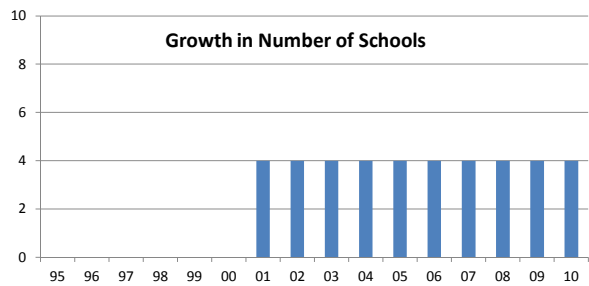
**Telephone and Fax**  
Phone 916-971-2434  
Fax 916-971-2435

**Website and e-mail**  
www.cacmp.org/  
kmerz@cacmp.org

**Year Founded**  
2001

School Name	City	State	Year Founded	2010 Enrollment	Grades Served From To	Charter School	Virtual School	Made AYP	State Rating
California Montessori Project - Capitol Campus	Sacramento	CA	2001	230	k 8	CHARTER	No	Yes	Not Title 1
California Montessori Project - Elk Grove Campus	Carmichael	CA	2001	286	k 8	CHARTER	No	Yes	Not Title 1
California Montessori Project - San Juan Campus	Carmichael	CA	2001	790	k 8	CHARTER	No	No	Not Title 1
California Montessori Project - Shingle Springs	Carmichael	CA	2001	352	k 8	CHARTER	No	Yes	Not Title 1

**Total Number of Schools in 2010-2011= 4**      **Number of States= 1**      **Total Enrollment= 1,658**      **Percent of Schools Making AYP= 75.0%**



**Notes:**  
a. Data for 1995 to 2009 are estimates for student growth based on the number of schools operating in those years  
b. 2010 refers to the 2010-2011 school year

Discontinued School Name	Reason No Longer Profiled

# Camino Nuevo Charter Academy

**Medium Company:** Managing 4 to 9 Schools

2010-11

**Address**

3500 W. Temple St.  
Los Angeles, CA 90004

**Telephone and Fax**

Phone 1-888-990-2622  
Fax 213-736-5664

**Website and e-mail**

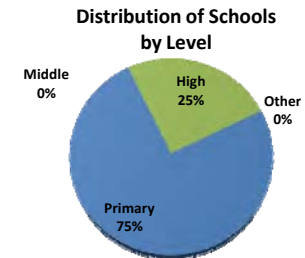
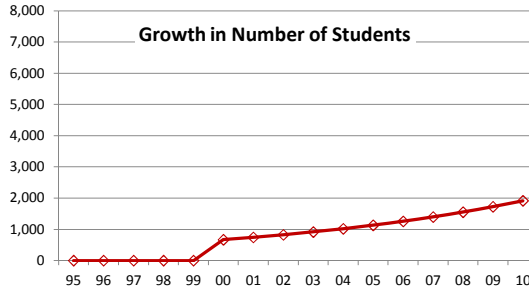
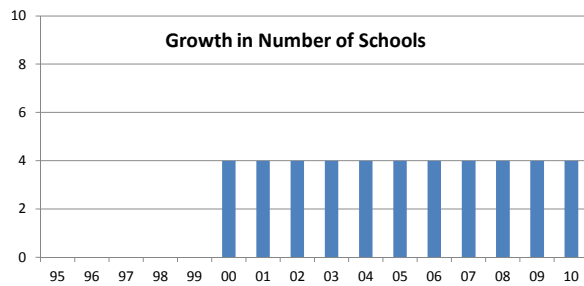
www.caminonuevo.org/  
aponce@camionuevo.org

**Year Founded**

2000

School Name	City	State	Year Founded	2010 Enrollment	Grades Served From To	Charter School	Virtual School	Made AYP	State Rating
Camino Nuevo Academy 2	Los Angeles	CA	1999	465	k 8	CHARTER	No		
Camino Nuevo Charter Academy	Los Angeles	CA	1999	529	k 8	CHARTER	No	Yes	Not in PI
Camino Nuevo Elementary 3	Los Angeles	CA	1999	480	k 8	CHARTER	No		
Camino Nuevo High School Charter	Los Angeles	CA	1999	442	9 12	CHARTER	No	Yes	Not in PI

**Total Number of Schools in 2010-2011= 4**      **Number of States= 1**      **Total Enrollment= 1,916**      **Percent of Schools Making AYP= 100.0%**



**Notes:**

- a. Data for 1995 to 2009 are estimates for student growth based on the number of schools operating in those years
- b. 2010 refers to the 2010-2011 school year

**Discontinued School Name**

**Reason No Longer Profiled**

Discontinued School Name	Reason No Longer Profiled

## Career Success Schools

**Medium Company:** Managing 4 to 9 Schools

2010-11

**Address**  
16004 N. 36th Drive  
Phoenix, Arizona 85053

**Telephone and Fax**  
Phone 602-285-5525  
Fax 602-285-0026

**Website and e-mail**  
careersuccessschools.com  
NONE

**Year Founded**  
2000

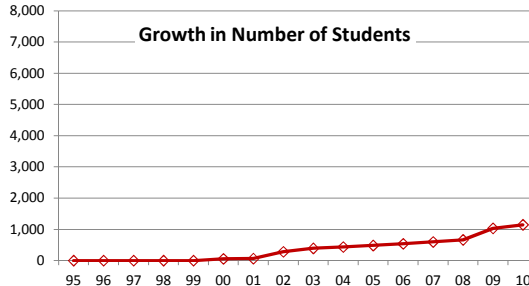
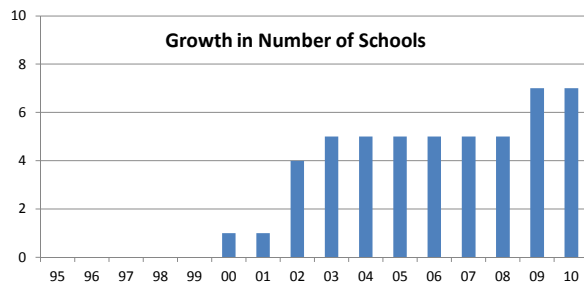
School Name	City	State	Year Founded	2010 Enrollment	Grades Served From To	Charter School	Virtual School	Made AYP	State Rating
Career Success High - Cave Creek (North Phoenix)	Cave Creek	AZ	2002	136	9 12	CHARTER	No	No	Performing
Career Success High - Copper Square (Duffy)	Phoenix	AZ	2003	223	9 12	CHARTER	No	Yes	Performing
Career Success High - Glendale	Phoenix	AZ	2002	90	7 12	CHARTER	No	No	Performing
Career Success High - Main Campus	Phoenix	AZ	2000	288	9 12	CHARTER	No	No	Performing
Career Success High - Mesa	Mesa	AZ	2009	93	9 12	CHARTER	No	Yes	Performing
Career Success School - Sage Campus	Phoenix	AZ	2002	189	k 8	CHARTER	No	Yes	Performing
Career Success School - Woods Campus	Phoenix	AZ	2009	129	9 12	CHARTER	No	No	Underperforming

Total Number of Schools in 2010-2011= 7

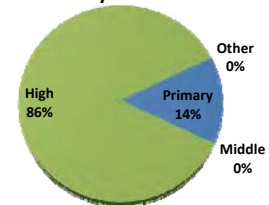
Number of States= 1

Total Enrollment= 1,148

Percent of Schools Making AYP= 42.9%



Distribution of Schools by Level



**Notes:**

- a. Data for 1995 to 2009 are estimates for student growth based on the number of schools operating in those years
- b. 2010 refers to the 2010-2011 school year

Discontinued School Name	Reason No Longer Profiled

# Celery Educational Group

**Medium Company:** Managing 4 to 9 Schools

2010-11

**Address**

3417 West Jefferson Blvd  
Los Angeles, CA 90018

**Telephone and Fax**

Phone 323-732-6613  
Fax 323-733-2977

**Website and e-mail**

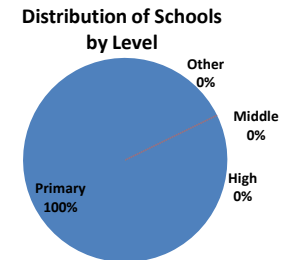
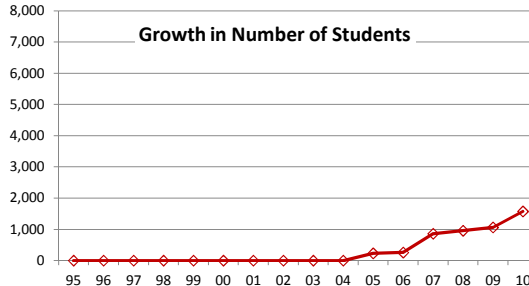
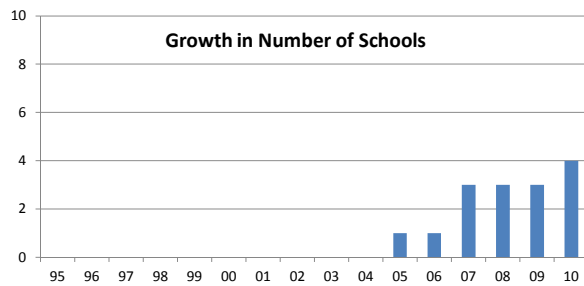
http://www.celeryschools.org/  
info@celeryschools.org

**Year Founded**

2005

School Name	City	State	Year Founded	2010 Enrollment	Grades Served From To	Charter School	Virtual School	Made AYP	State Rating
Celery Dyad Charter School	Los Angeles	CA	2007	549	k 6	CHARTER	No	Yes	Not Title 1
Celery Nascent Charter School	Los Angeles	CA	2005	593	k 8	CHARTER	No	No	Year 3
Celery Octavia Charter School	Los Angeles	CA	2010	135	k 5	CHARTER	No		
Celery Troika Charter School	Los Angeles	CA	2007	298	k 8	CHARTER	No	Yes	Not Title 1

**Total Number of Schools in 2010-2011= 4**      **Number of States= 1**      **Total Enrollment= 1,575**      **Percent of Schools Making AYP= 66.7%**



**Notes:**

a. Data for 1995 to 2009 are estimates for student growth based on the number of schools operating in those years  
b. 2010 refers to the 2010-2011 school year

Discontinued School Name	Reason No Longer Profiled

# Center City Public Charter School

Medium Company: Managing 4 to 9 Schools

2010-11

**Address**

7 New York Ave., NE Suite 300  
Washington, DC 20002

**Telephone and Fax**

Phone 202-589-0202  
Fax 202-667-3798

**Website and e-mail**

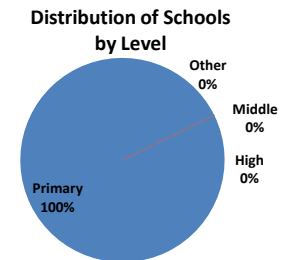
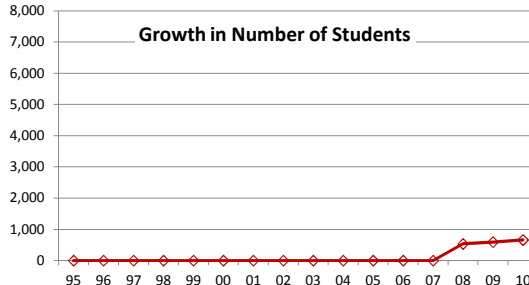
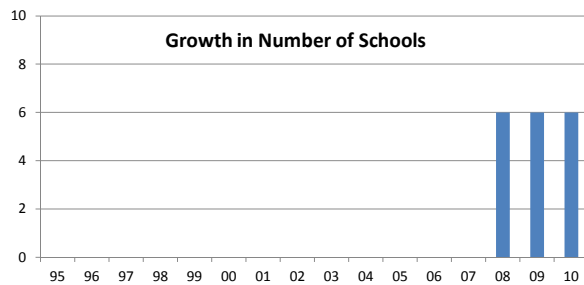
www.centercitypcs.org  
info@centercitypcs.org

**Year Founded**

2007

School Name	City	State	Year Founded	2010 Enrollment	Grades Served From To	Charter School	Virtual School	Made AYP	State Rating
Center City PCS - Brightwood	Washington DC	DC	2008	99	k 8	CHARTER	No	No	I2
Center City PCS - Capitol Hill	Washington DC	DC	2008	124	k 8	CHARTER	No	No	I2
Center City PCS - Congress Heights	Washington DC	DC	2008	104	k 8	CHARTER	No	No	I2
Center City PCS - Petworth	Washington DC	DC	2008	120	k 8	CHARTER	No	No	I2
Center City PCS - Shaw	Washington DC	DC	2008	99	k 8	CHARTER	No	No	I2
Center City PCS - Trinidad	Washington DC	DC	2008	113	k 8	CHARTER	No	No	I2

Total Number of Schools in 2010-2011= 6      Number of States= 1      Total Enrollment= 659      Percent of Schools Making AYP= 0.0%



**Notes:**

a. Data for 1995 to 2009 are estimates for student growth based on the number of schools operating in those years  
b. 2010 refers to the 2010-2011 school year

Discontinued School Name	Reason No Longer Profiled



# Center for Academic Success, Inc.

**Medium Company:** Managing 4 to 9 Schools

2010-11

**Address**  
1843 Paseo San Luis  
Sierra Vista, Arizona 85635

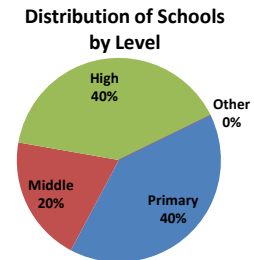
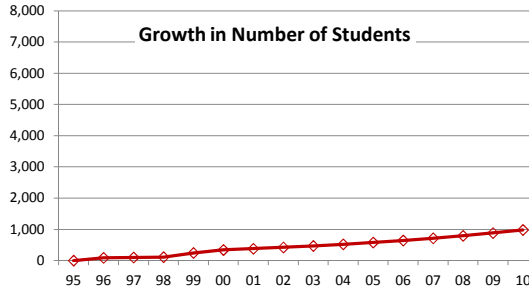
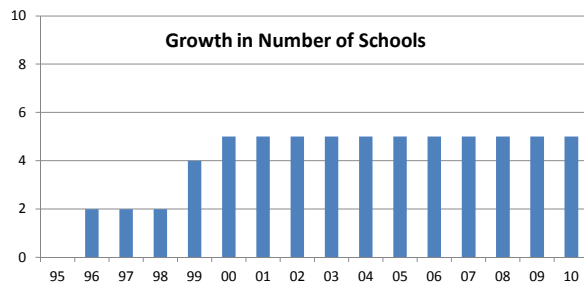
**Telephone and Fax**  
Phone (520) 458-9309  
Fax (520) 417-9910

**Website and e-mail**  
www.cas-schools.com  
NONE

**Year Founded**  
1996

School Name	City	State	Year Founded	2010 Enrollment	Grades Served From To	Charter School	Virtual School	Made AYP	State Rating
Center for Academic Success #1	Sierra Vista	AZ	1996	188	9 12	CHARTER	No	No	Performing
Center for Academic Success #2	Douglas	AZ	1996	106	9 12	CHARTER	No	No	Performing
Center for Academic Success #3	Douglas	AZ	2000	253	k 4	CHARTER	No	No	Performing Plus
Center for Academic Success #4	Douglas	AZ	1999	144	5 8	CHARTER	No	No	Performing Plus
Center for Academic Success #5	Sierra Vista	AZ	1999	291	k 8	CHARTER	No	Yes	Performing Plus

**Total Number of Schools in 2010-2011= 5**      **Number of States= 1**      **Total Enrollment= 982**      **Percent of Schools Making AYP= 20.0%**



**Notes:**  
a. Data for 1995 to 2009 are estimates for student growth based on the number of schools operating in those years  
b. 2010 refers to the 2010-2011 school year

Discontinued School Name	Reason No Longer Profiled

Choice Education and Development Corporation (Joined with EdKey to form Sequoia Schools)

Medium Company: Managing 4 to 9 Schools

2010-11

**Address**  
1460 South Horne Street  
Mesa, Arizona 85204

**Telephone and Fax**  
Phone (480) 461-3200  
Fax (480) 649-0747

**Website and e-mail**  
www.azcharterschools.com  
info@azcharterschools.com

**Year Founded**  
1996

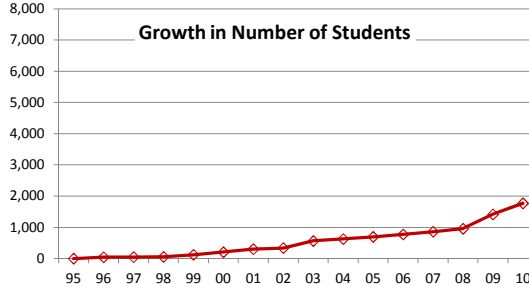
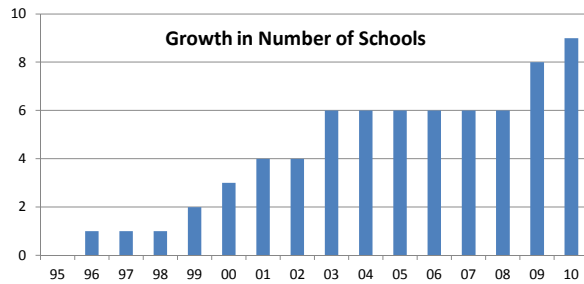
School Name	City	State	Year Founded	2010 Enrollment	Grades Served From To	Charter School	Virtual School	Made AYP	State Rating
Arizona Conservatory for Arts and Academics	Mesa	AZ	2010	182	k 8	CHARTER	No		
Arizona Conservatory for Arts and Academics	Phoenix	AZ	2003	227	9 12	CHARTER	No	Yes	Excelling
Arizona Conservatory for Arts and Academics Middle School	Phoenix	AZ	2009	143	6 8	CHARTER	No	Yes	Performing Plus
Sequoia Elementary	Mesa	AZ	2001	428	k 6	CHARTER	No	No	Performing
Sequoia Academics and Arts	Mesa	AZ	2003	94	9 12	CHARTER	No		Performing
Sequoia Charter Middle School	Mesa	AZ	2009	178	7 8	CHARTER	No	No	Underperforming
Sequoia School for the Deaf and Hard of Hearing	Mesa	AZ	2000	74	k 12	CHARTER	No	Yes	Performing
Sequoia Secondary (Sequoia Charter School)	Mesa	AZ	1996	252	9 12	CHARTER	No	No	Performing
Sequoia Village School	Showlow	AZ	1999	193	k 8	CHARTER	No	Yes	Performing Plus

Total Number of Schools in 2010-2011= 9

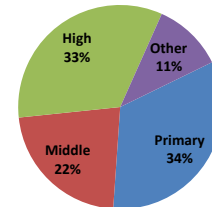
Number of States= 1

Total Enrollment= 1,771

Percent of Schools Making AYP= 57.1%



Distribution of Schools by Level



**Notes:**

a. Data for 1995 to 2009 are estimates for student growth based on the number of schools operating in those years  
b. 2010 refers to the 2010-2011 school year

**Discontinued School Name**

Learning Crossroads Basic Academy  
Learning Crossroads Basic Academy High

**Reason No Longer Profiled**

No longer listed on EMO website  
No longer listed on EMO website

# Daisy Education Corporation

**Medium Company: Managing 4 to 9 Schools**

2010-11

**Address**  
14647 S 50th Street, Suite 175  
Tucson, Arizona 85044

**Telephone and Fax**  
Phone 480-940-5466  
Fax 480-940-5458

**Website and e-mail**  
www.sonoranacademy.org/district  
info@sonoranacademy.org

**Year Founded**  
2001

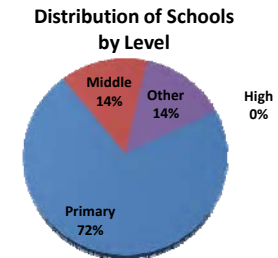
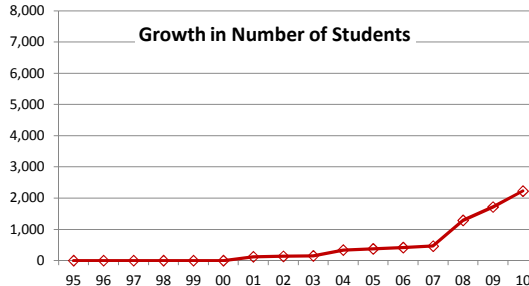
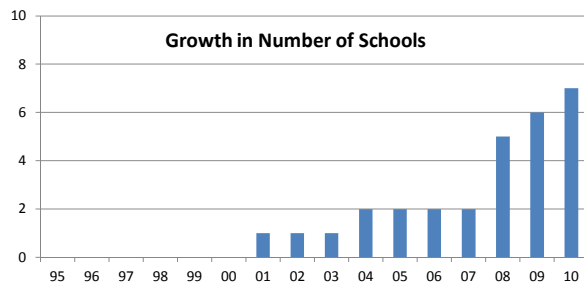
School Name	City	State	Year Founded	2010 Enrollment	Grades Served From To	Charter School	Virtual School	Made AYP	State Rating
Paragon Science Academy Elementary School	Chandler	AZ	2008	490	k 5	CHARTER	No	Yes	Excelling
Sonoran Science Academy - Phoenix	Phoenix	AZ	2004	267	k 12	CHARTER	No	No	Performing Plus
Sonoran Science Academy - Tucson (Davis Monthan)	Tucson	AZ	2009	163	6 9	CHARTER	No	Yes	Excelling
Sonoran Science Academy - Tucson (Tucson Main)	Tucson	AZ	2001	799	k 8	CHARTER	No	Yes	Excelling
Sonoran Science Academy Ahwatukee	Phoenix	AZ	2008	118	k 8	CHARTER	No	Yes	Performing
Sonoran Science Academy Broadway	Tucson	AZ	2008	322	k 8	CHARTER	No	No	
Sonoran Science Academy Phoenix Metro	Phoenix	AZ	2010	68	k 8	CHARTER	No	No	

Total Number of Schools in 2010-2011= 7

Number of States= 1

Total Enrollment= 2,227

Percent of Schools Making AYP= 80.0%



**Notes:**

a. Data for 1995 to 2009 are estimates for student growth based on the number of schools operating in those years  
b. 2010 refers to the 2010-2011 school year

Discontinued School Name	Reason No Longer Profiled

**Address**  
1460 South Horne Street  
Mesa, Arizona 85204

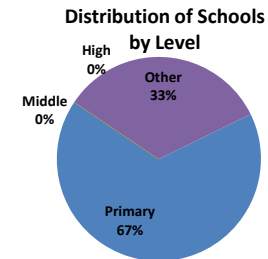
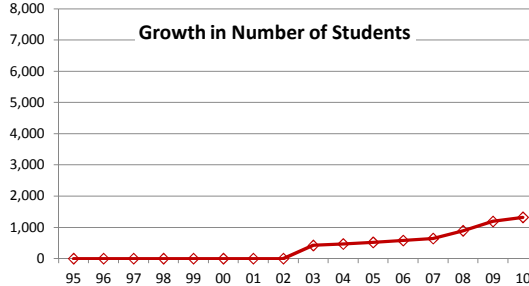
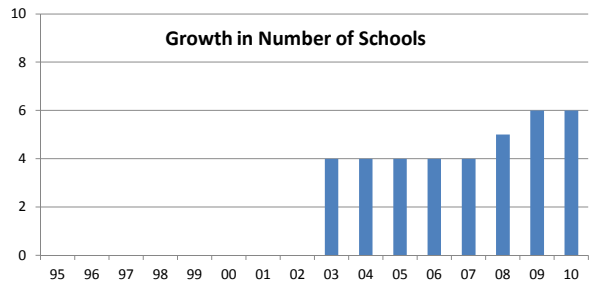
**Telephone and Fax**  
Phone (480) 461-3200  
Fax (480) 649-0747

**Website and e-mail**  
www.sequoiaschools.org  
Daniel.Cooper@edkey.org

**Year Founded**  
2003

School Name	City	State	Year Founded	2010 Enrollment	Grades Served From To	Charter School	Virtual School	Made AYP	State Rating
Children First Academy of Phoenix	Phoenix	AZ	2008	285	k 8	CHARTER	No	No	Underperforming
Children First Academy of Tempe	Mayer	AZ	2002	216	k 7	CHARTER	No	Yes	Performing
Pathfinder Academy	Mesa	AZ	1998	92	k 8	CHARTER	No	Yes	Excelling
Redwood Academy (Sequoia Redwood)	Peoria	AZ	2000	64	k 8	CHARTER	No	Yes	Performing
Sequoia Pathway Academy	Maricopa	AZ	2009	609	k 12	CHARTER	No	Yes	Performing Plus
Sequoia Ranch	Mayer	AZ	2002	56	k 12	CHARTER	No	Yes	Performing

**Total Number of Schools in 2010-2011= 6**      **Number of States= 1**      **Total Enrollment= 1,322**      **Percent of Schools Making AYP= 83.3%**



**Notes:**  
a. Data for 1995 to 2009 are estimates for student growth based on the number of schools operating in those years  
b. 2010 refers to the 2010-2011 school year

Discontinued School Name	Reason No Longer Profiled

# Educational Leadership, Inc.

**Medium Company: Managing 4 to 9 Schools**

2010-11

**Address**

3333 Bering Drive No. 200  
Houston, TX 77057

**Telephone and Fax**

Phone 713-784-6345  
Fax 713-974-3137

**Website and e-mail**

swschools.designbigger.com  
through website

**Year Founded**

1999

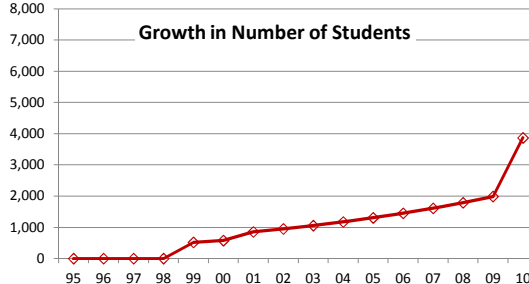
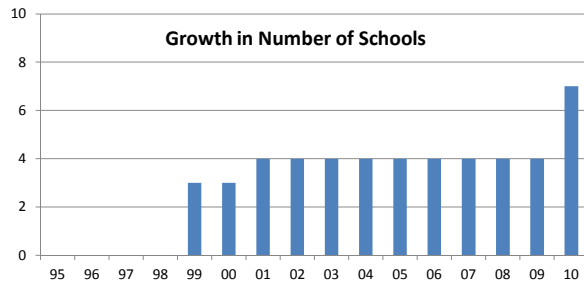
School Name	City	State	Year Founded	2010 Enrollment	Grades Served From To	Charter School	Virtual School	Made AYP	State Rating
Phoenix School	Greenville	TX	2010	266	k 12	CHARTER	No	Yes	AEA: Academically Acceptable
Southwest Elementary	Houston	TX	1999	325	k 5	CHARTER	No	No	AEA: Academically Acceptable
Southwest High School	Houston	TX	1999	238	9 12	CHARTER	No	Yes	AEA: Academically Acceptable
Southwest Mangum Elementary	Houston	TX	2010	85	k 5	CHARTER	No	No	
Southwest Middle School	Houston	TX	1999	119	6 8	CHARTER	No	Yes	AEA: Academically Acceptable
Texas Virtual Academy at Southwest	Sugarland	TX	2010	2407	3 8	CHARTER	No	No	Academically Acceptable
Young Learners	Houston	TX	2001	427	k k	CHARTER	No	No	Not Rated: Other

Total Number of Schools in 2010-2011= 7

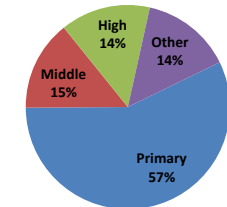
Number of States= 1

Total Enrollment= 3,867

Percent of Schools Making AYP= 60.0%



Distribution of Schools by Level



**Notes:**

a. Data for 1995 to 2009 are estimates for student growth based on the number of schools operating in those years  
b. 2010 refers to the 2010-2011 school year

**Discontinued School Name**

**Reason No Longer Profiled**

# Educational Resource Center, Inc.

**Medium Company:** Managing 4 to 9 Schools

2010-11

**Address**  
3201 Cherry Ridge, Suite C-315  
San Antonio, Texas 78230

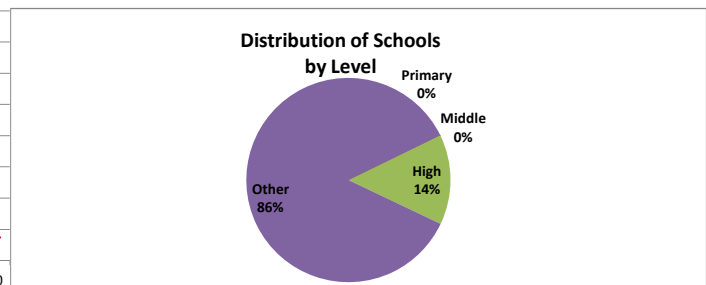
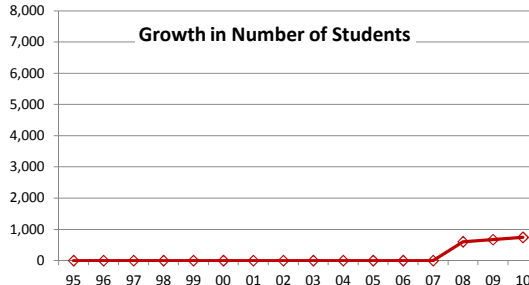
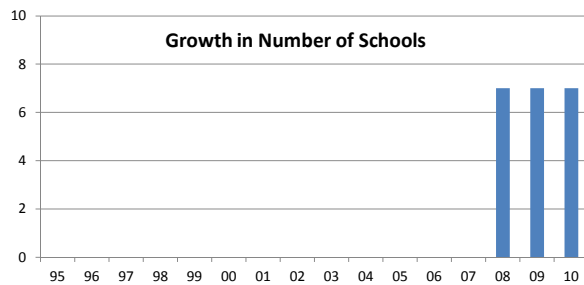
**Telephone and Fax**  
Phone 210-638-5000  
Fax 210-638-5075

**Website and e-mail**  
woodcharter.com  
cjohnson@woodcharter.com

**Year Founded**  
2008

School Name	City	State	Year Founded	2010 Enrollment	Grades Served From To	Charter School	Virtual School	Made AYP	State Rating
John H Wood Jr Charter School at Afon Oaks	San Antonio	TX	1998	122	6 12	CHARTER	No	Yes	AEA: Academically Acceptable
John H Wood Jr Charter School at Garza County Campus	Post	TX	2010	55	6 11	CHARTER	No		
John H Wood Jr Charter School at Granbury	Granbury	TX	2007	70	4 12	CHARTER	No	Yes	AEA: Academically Acceptable
John H Wood Jr Charter School at Huebner Road	San Antonio	TX	2004	186	6 12	CHARTER	No	Yes	AEA: Academically Acceptable
John H Wood Jr Charter School at San Marcos	San Marcos	TX	2010	165	1 12	DISTRICT	No		
John H Wood Jr Charter School Hays County Juvenile Res Center	San Marcos	TX	2001	90	7 12	CHARTER	No	Yes	AEA: Academically Acceptable
Rockdale	Rockdale	TX	2008	58	4 12	CHARTER	No	Yes	AEA: Academically Acceptable

**Total Number of Schools in 2010-2011= 7**      **Number of States= 1**      **Total Enrollment= 746**      **Percent of Schools Making AYP= 100.0%**



**Notes:**

a. Data for 1995 to 2009 are estimates for student growth based on the number of schools operating in those years  
b. 2010 refers to the 2010-2011 school year

Discontinued School Name	Reason No Longer Profiled

# Envision Schools

Medium Company: Managing 4 to 9 Schools

2010-11

**Address**

436 14th St. Suit 920  
Oakland, CA 94612

**Telephone and Fax**

Phone (510) 451-2415  
Fax (510) 451-2768

**Website and e-mail**

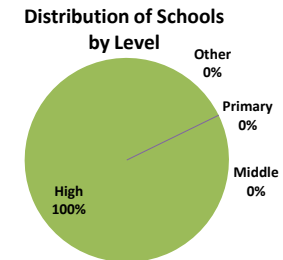
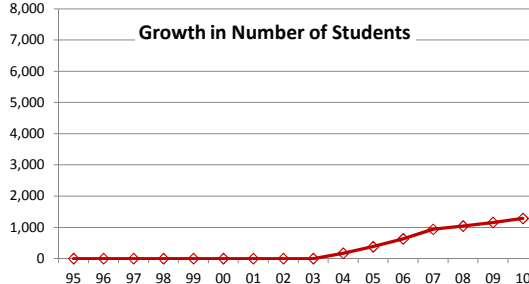
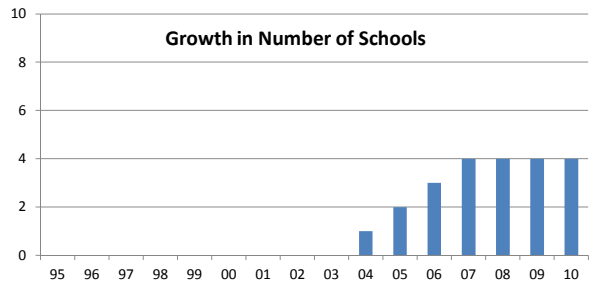
www.envisionschools.org  
info@envisionschools.org

**Year Founded**

2002

School Name	City	State	Year Founded	2010 Enrollment	Grades Served From	Grades Served To	Charter School	Virtual School	Made AYP	State Rating
City Arts & Tech High School	San Francisco	CA	2004	400	9	12	CHARTER	No	No	Year 1
Envision Academy of Arts and Technology	Oakland	CA	2006	297	9	12	CHARTER	No	No	Year 2
Impact Academy of Arts & Technology	Hayward	CA	2007	416	9	12	CHARTER	No	No	Year 2
Metropolitan Arts and Technology High School	San Francisco	CA	2005	174	9	12	CHARTER	No	Yes	Not in PI

**Total Number of Schools in 2010-2011= 4**      **Number of States= 1**      **Total Enrollment= 1,287**      **Percent of Schools Making AYP= 25.0%**



**Notes:**

a. Data for 1995 to 2009 are estimates for student growth based on the number of schools operating in those years  
b. 2010 refers to the 2010-2011 school year

**Discontinued School Name**

**Reason No Longer Profiled**

# Excel Academy

**Medium Company: Managing 4 to 9 Schools**

2010-11

**Address**

1150 Saratoga Street  
East Boston, MA 02128

**Telephone and Fax**

Phone 617-561-1371  
Fax 617-561-1378

**Website and e-mail**

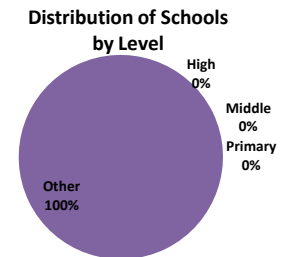
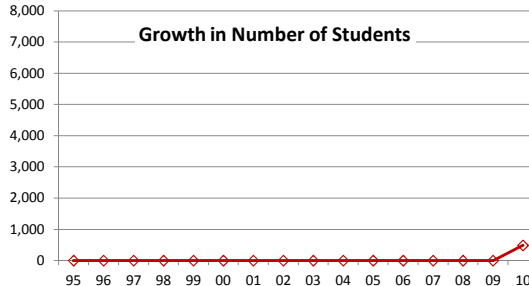
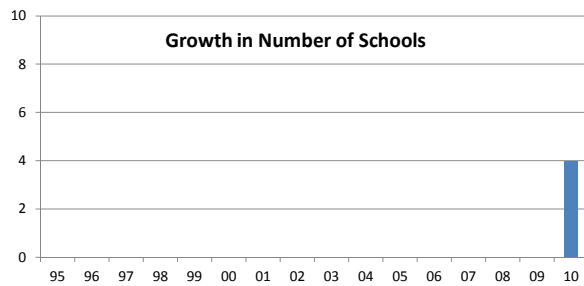
Excelacademy.org  
rlongworth@excelacademy.org

**Year Founded**

2010

School Name	City	State	Year Founded	2010 Enrollment	Grades Served From To	Charter School	Virtual School	Made AYP	State Rating
Burnett-Bayland Reception Center	Houston	TX	2010	146	6 12	CHARTER	No	Yes	AEA: Academically Acceptable
Harris County Juvenile Detention Center	Houston	TX	2010	116	4 12	CHARTER	No	Yes	AEA: Academically Acceptable
Harris County Youth Village	Seabrook	TX	2010	139	6 11	CHARTER	No	Yes	AEA: Academically Acceptable
Leadership Academy	Katy	TX	2010	86	3 12	CHARTER	No		

**Total Number of Schools in 2010-2011= 4      Number of States= 1      Total Enrollment= 487      Percent of Schools Making AYP= 100.0%**



**Notes:**

a. Data for 1995 to 2009 are estimates for student growth based on the number of schools operating in those years  
b. 2010 refers to the 2010-2011 school year

**Discontinued School Name**

**Reason No Longer Profiled**

Discontinued School Name	Reason No Longer Profiled



## Expectations of Educational Excellence

**Medium Company:** Managing 4 to 9 Schools

2010-11

**Address**  
4900 S Western Ave  
Los Angeles, California 90062

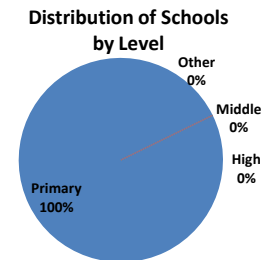
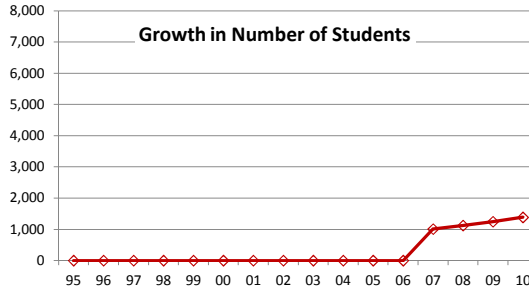
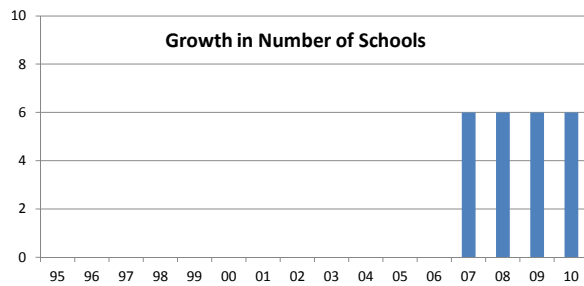
**Telephone and Fax**  
Phone 323-295-9495  
Fax 323-927-1550

**Website and e-mail**  
www.crescendoschools.net  
through website

**Year Founded**  
2007

School Name	City	State	Year Founded	2010 Enrollment	Grades Served From To	Charter School	Virtual School	Made AYP	State Rating
Crescendo Charter	Los Angeles	CA	2004	219	k 5	CHARTER	No	No	Year 1
Crescendo Charter Academy	Los Angeles	CA	2004	202	k 5	CHARTER	No	No	Not in PI
Crescendo Charter Conservatory	Los Angeles	CA	2004	198	k 5	CHARTER	No	No	Not in PI
Crescendo Charter Preparatory Central	Los Angeles	CA	2004	382	k 5	CHARTER	No	No	Not in PI
Crescendo Charter Preparatory South	Los Angeles	CA	2004	169	k 4	CHARTER	No	No	Not in PI
Crescendo Charter Preparatory West	Los Angeles	CA	2004	215	k 5	CHARTER	No	No	Not in PI

**Total Number of Schools in 2010-2011= 6**      **Number of States= 1**      **Total Enrollment= 1,385**      **Percent of Schools Making AYP= 0.0%**



**Notes:**

a. Data for 1995 to 2009 are estimates for student growth based on the number of schools operating in those years  
b. 2010 refers to the 2010-2011 school year

Discontinued School Name	Reason No Longer Profiled

# Faith Family Kids, Inc.

**Medium Company: Managing 4 to 9 Schools**

2010-11

**Address**  
1620 Falcon Dr.  
DeSoto, TX 75115

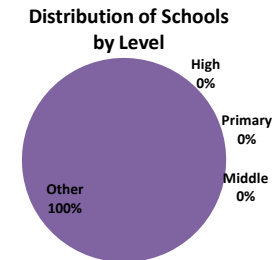
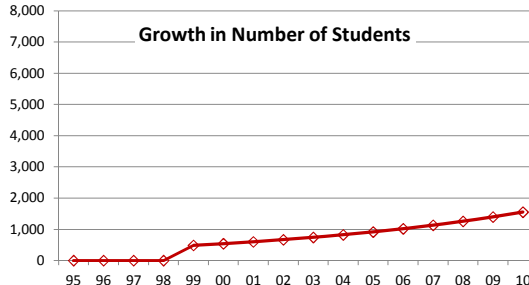
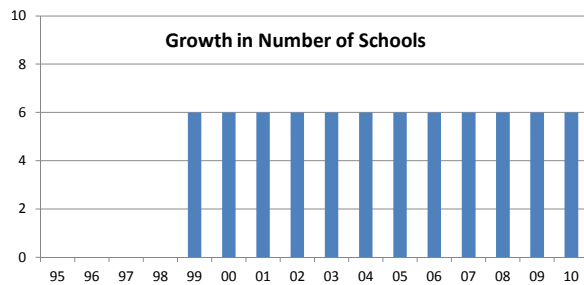
**Telephone and Fax**  
Phone 972-224-4110  
Fax 972-224-4133

**Website and e-mail**  
faithfamilyacademy.org  
elejeune@faithfamilyacademy.org

**Year Founded**  
1999

School Name	City	State	Year Founded	2010 Enrollment	Grades Served From To	Charter School	Virtual School	Made AYP	State Rating
Faith Family Academy of Oak Cliff	Dallas	TX	1999	175	k 12	CHARTER	No	Yes	AEA: Academically Acceptable
Faith Family Academy of Oak Cliff	Dallas	TX	2008	268	k 12	CHARTER	No	Yes	AEA: Academically Acceptable
Faith Family Academy of Oak Cliff	Dallas	TX	2008	901	k 12	CHARTER	No	No	AEA: Academically Acceptable
Waxahachie Family Faith Academy	Waxahachie	TX	1999	49	k 12	CHARTER	No	Yes	Academically Acceptable
Waxahachie Family Faith Academy	Waxahachie	TX	2008	115	k 12	CHARTER	No	Yes	Academically Acceptable
Waxahachie Family Faith Academy	Waxahachie	TX	2008	43	k 12	CHARTER	No	Yes	Academically Acceptable

**Total Number of Schools in 2010-2011= 6**      **Number of States= 1**      **Total Enrollment= 1,551**      **Percent of Schools Making AYP= 83.3%**



**Notes:**

a. Data for 1995 to 2009 are estimates for student growth based on the number of schools operating in those years  
b. 2010 refers to the 2010-2011 school year

Discontinued School Name	Reason No Longer Profiled

# Friends of Bedford

**Medium Company: Managing 4 to 9 Schools**

2010-11

**Address**

1200 G Street Northwest, Suite 855  
Washington, DC 20005

**Telephone and Fax**

Phone 202-560-7550  
Fax 888-837-7650

**Website and e-mail**

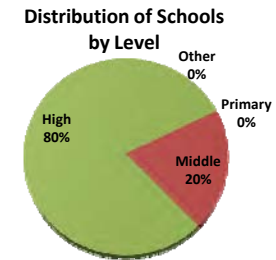
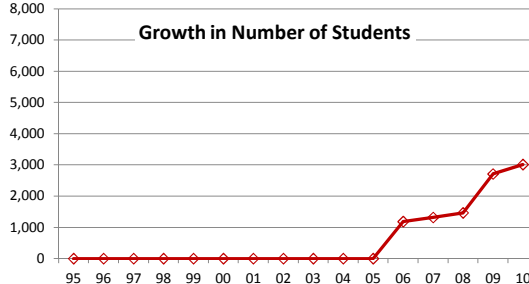
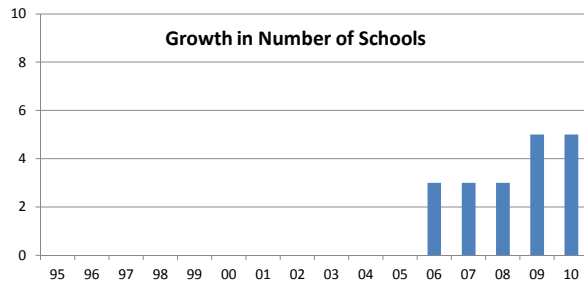
www.friendsofbedford.org  
dcerisier@friendsofbedford.com

**Year Founded**

2006

School Name	City	State	Year Founded	2010 Enrollment	Grades Served From To	Charter School	Virtual School	Made AYP	State Rating
Bedford Academy High	Brooklyn	NY	2004	343	9 12	DISTRICT	No		
Benjamin Banneker Academy for Community Development	Brooklyn	NY	1987	830	9 12	DISTRICT	No		
Calvin Coolidge St. High School	Washington	DC	2009	581	9 12	DISTRICT	No		
Dunbar Sr. High School	Washington	DC	2009	837	9 12	DISTRICT	No		
Middle School 324	Brooklyn	NY	2001	423	6 8	DISTRICT	No		

**Total Number of Schools in 2010-2011= 5**      **Number of States= 2**      **Total Enrollment= 3,014**      **Percent of Schools Making AYP= 0.0%**



**Notes:**

a. Data for 1995 to 2009 are estimates for student growth based on the number of schools operating in those years  
b. 2010 refers to the 2010-2011 school year

Discontinued School Name	Reason No Longer Profiled

# Friendship Public Charter School

**Medium Company:** Managing 4 to 9 Schools

2010-11

**Address**

120 Q Street Northeast, Suite 200  
Washington DC, 20002

**Telephone and Fax**

Phone (202) 281-1700  
Fax (202) 281-1799

**Website and e-mail**

www.friendshipschools.org  
NONE

**Year Founded**

1998

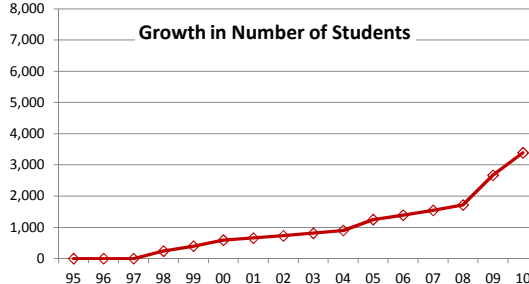
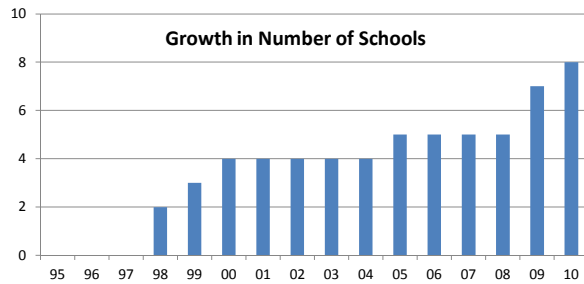
School Name	City	State	Year Founded	2010 Enrollment	Grades Served From To	Charter School	Virtual School	Made AYP	State Rating
Friendship - Chamberlain PCS	Washington DC	DC	1999	488	k 8	CHARTER	No	No	R2
Friendship - Southeast Academy	Washington DC	DC	2005	209	k 5	CHARTER	No	No	R1
Friendship - Woodson (Collegiate) Campus	Washington DC	DC	2000	301	9 12	CHARTER	No	No	
Friendship Anacostia (Formerly Anacostia Senior High)	Washington DC	DC	2009	836	9 12	CHARTER	No	No	
Friendship Calverton Elementary/Middle School	Baltimore	MD	2010	678	k 8	DISTRICT	No	No	
Friendship Chamberlain Elementary and Middle	Washington DC	DC	1998	413	k 8	CHARTER	No	No	
Friendship Tech Prep Academy	Washington DC	DC	2009	143	6 8	CHARTER	No	No	
Friendship Woodridge Elementary and Middle	Washington DC	DC	1998	322	k 8	CHARTER	No	No	I1

Total Number of Schools in 2010-2011= 8

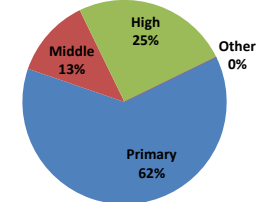
Number of States= 2

Total Enrollment= 3,390

Percent of Schools Making AYP= 0.0%



Distribution of Schools by Level



**Notes:**

- a. Data for 1995 to 2009 are estimates for student growth based on the number of schools operating in those years
- b. 2010 refers to the 2010-2011 school year

**Discontinued School Name**

**Reason No Longer Profiled**

# Gateway Community Charters

**Medium Company: Managing 4 to 9 Schools**

2010-11

**Address**  
5712 Dudley Blvd  
McClellan, CA 95652

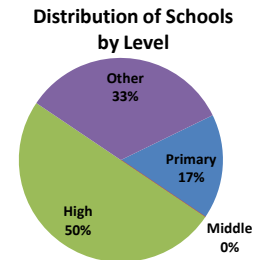
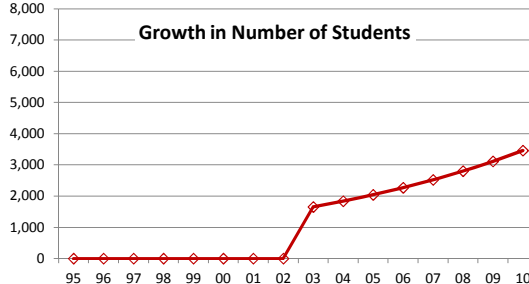
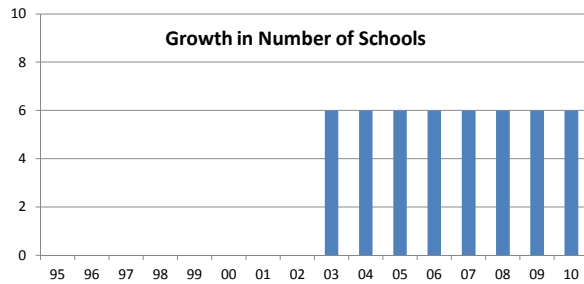
**Telephone and Fax**  
Phone 916-286-5129  
Fax 916-993-4114

**Website and e-mail**  
gcccharters.org/  
susan.robbs@twinriversusd.org

**Year Founded**  
2003

School Name	City	State	Year Founded	2010 Enrollment	Grades Served From To	Charter School	Virtual School	Made AYP	State Rating
California Aerospace Academy	McClellan	CA	2007	155	7 12	CHARTER	No	Yes	Year 1
Community Collaborative Charter	McClellan	CA	2005	873	k 12	CHARTER	No	No	Not in PI
Community Outreach Academy	McClellan	CA	2003	1185	k 8	CHARTER	No	Yes	Not in PI
Futures High	North Highlands	CA	2004	306	7 12	CHARTER	No	Yes	Not in PI
Higher Learning Academy	Sacramento	CA	2007	195	k 12	CHARTER	No	Yes	Not in PI
SAVA: Sacramento Academic and Vocational Academy	Sacramento	CA	2007	745	7 12	CHARTER	No	No	Not in PI

**Total Number of Schools in 2010-2011= 6**      **Number of States= 1**      **Total Enrollment= 3,459**      **Percent of Schools Making AYP= 66.7%**



**Notes:**

a. Data for 1995 to 2009 are estimates for student growth based on the number of schools operating in those years  
b. 2010 refers to the 2010-2011 school year

Discontinued School Name	Reason No Longer Profiled

**Address** 333 N. Pennsylvania Street, Suite 1001 Phone (317) 536-1027  
 Indianapolis, Indiana 46204 Fax (317) 624-0900  
**Website and e-mail** www.geofoundation.org  
 brenda.turk@geofoundation.org  
**Year Founded** 2002

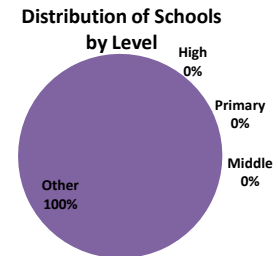
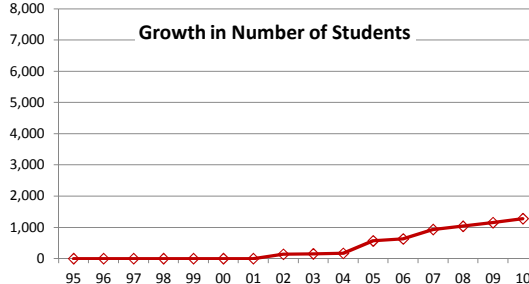
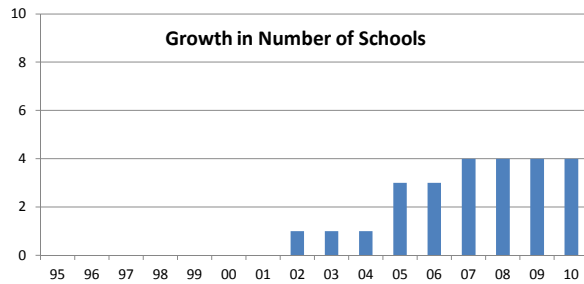
School Name	City	State	Year Founded	2010 Enrollment	Grades Served From To	Charter School	Virtual School	Made AYP	State Rating
21st Century Charter Sch Of Gary	Gary	IN	2005	372	k 12	CHARTER	No	Yes	Exemplary Progress
Fall Creek Academy	Indianapolis	IN	2002	375	k 12	CHARTER	No	No	Academic Progress
Fountain Square Academy	Indianapolis	IN	2005	269	5 12	CHARTER	No	No	Academic Watch
Pikes Peak Prep	Colorado Springs	CO	2007	264	k 11	CHARTER	No	Yes	Improvement

Total Number of Schools in 2010-2011= 4

Number of States= 2

Total Enrollment= 1,280

Percent of Schools Making AYP= 50.0%



**Notes:**

a. Data for 1995 to 2009 are estimates for student growth based on the number of schools operating in those years  
 b. 2010 refers to the 2010-2011 school year

Discontinued School Name	Reason No Longer Profiled

# Great Hearts Academies

**Medium Company:** Managing 4 to 9 Schools

2010-11

**Address**  
444 N. 44th Street, Suite 100  
Phoenix, Arizona 85008

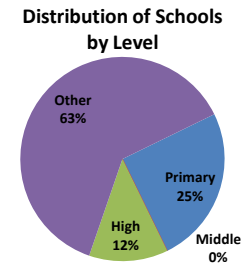
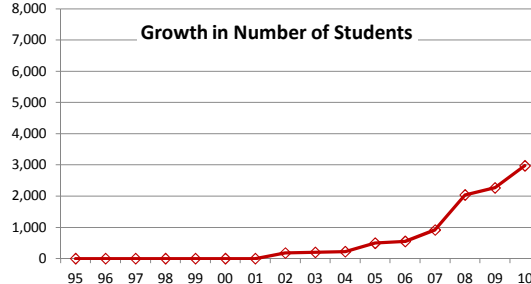
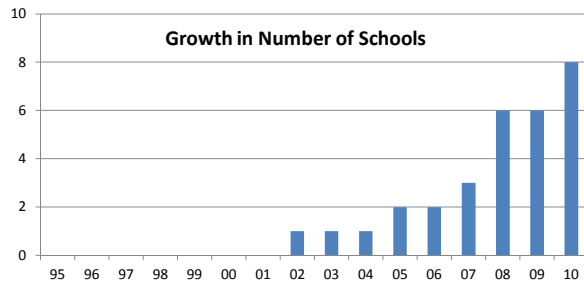
**Telephone and Fax**  
Phone (602) 438-7045  
Fax (602) 438-7242

**Website and e-mail**  
www.greatheartsaz.org  
dscoggin@greatheartsaz.org

**Year Founded**  
2002

School Name	City	State	Year Founded	2010 Enrollment	Grades Served From To	Charter School	Virtual School	Made AYP	State Rating
Anthem Preparatory Academy	Phoenix	AZ	2009	259	4 10	CHARTER	No	Yes	
Great Hearts Academies - Archway Chandler	Chandler	AZ	2009	336	k 5	CHARTER	No		Excelling
Great Hearts Academies - Chandler Prep	Chandler	AZ	2004	636	6 12	CHARTER	No	Yes	Excelling
Great Hearts Academies - Glendale Prep	Glendale	AZ	2007	285	7 12	CHARTER	No	Yes	Excelling
Great Hearts Academies - Mesa Prep	Mesa	AZ	2006	331	6 12	CHARTER	No	Yes	Excelling
Great Hearts Academies - Scottsdale Prep	Scottsdale	AZ	2007	439	6 12	CHARTER	No	Yes	Excelling
Great Hearts Academies - Telos Preparatory Academy	Phoenix	AZ	2008	262	1 8	CHARTER	No		Performing
Great Hearts Academies - Veritas Prep	Phoenix	AZ	2002	426	6 12	CHARTER	No	Yes	Excelling

**Total Number of Schools in 2010-2011= 8**      **Number of States= 1**      **Total Enrollment= 2,974**      **Percent of Schools Making AYP= 100.0%**



**Notes:**  
a. Data for 1995 to 2009 are estimates for student growth based on the number of schools operating in those years  
b. 2010 refers to the 2010-2011 school year

Discontinued School Name	Reason No Longer Profiled

# High Tech High

**Medium Company: Managing 4 to 9 Schools**

2010-11

**Address**  
2861 Wornble Road  
San Diego, California 92106

**Telephone and Fax**  
Phone (619) 243-5000  
Fax (619) 243-5050

**Website and e-mail**  
www.hightechhigh.org  
info@HighTechHigh.org

**Year Founded**  
2000

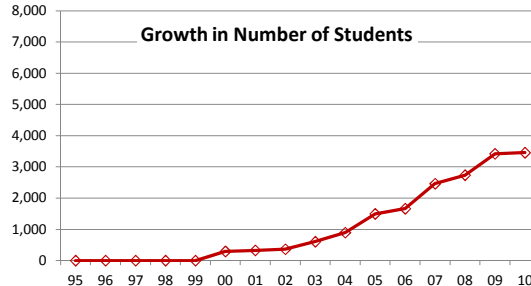
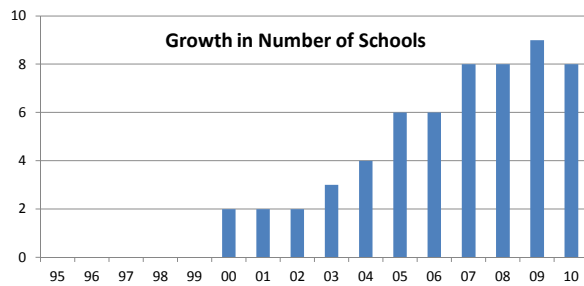
School Name	City	State	Year Founded	2010 Enrollment	Grades Served From To	Charter School	Virtual School	Made AYP	State Rating
High Tech High	San Diego	CA	2000	567	9 12	CHARTER	No	Yes	Not in PI
High Tech High Chula Vista	Chula Vista	CA	2007	606	9 12	CHARTER	No	No	Not in PI
High Tech High International	San Diego	CA	2004	391	9 12	CHARTER	No	Yes	Not in PI
High Tech High Media Arts	San Diego	CA	2005	410	9 12	CHARTER	No	Yes	Not in PI
High Tech High North Country	San Marcos	CA	2007	497	9 10	CHARTER	No	Yes	Not Title 1
High Tech Middle	San Diego	CA	2003	335	6 8	CHARTER	No	Yes	Not in PI
High Tech Middle Media Arts	San Diego	CA	2005	331	6 8	CHARTER	No	Yes	Not in PI
High Tech Middle North County	San Marcos	CA	2009	320	6 8	CHARTER	No	No	Not in PI

Total Number of Schools in 2010-2011= 8

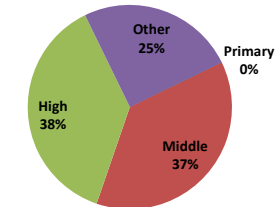
Number of States= 1

Total Enrollment= 3,457

Percent of Schools Making AYP= 75.0%



Distribution of Schools by Level



**Notes:**

a. Data for 1995 to 2009 are estimates for student growth based on the number of schools operating in those years  
b. 2010 refers to the 2010-2011 school year

**Discontinued School Name**

Explorer Elementary Charter  
High Tech LA

**Reason No Longer Profiled**

Unlisted in California Enrollments List  
School update



# Honors Academy

Medium Company: Managing 4 to 9 Schools

2010-11

**Address**  
12300 Ford Road Suite 270  
Farmers Branch, Texas 75234

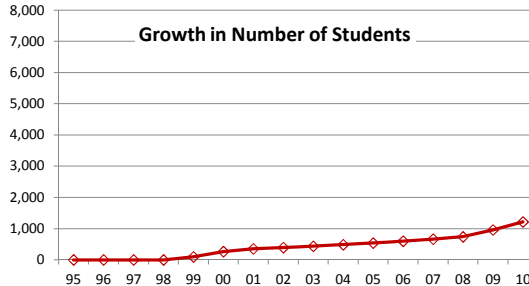
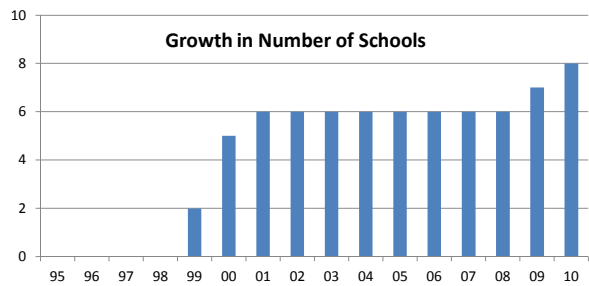
**Telephone and Fax**  
Phone (214) 521-6365  
Fax (214) 526-3373

**Website and e-mail**  
www.honorsacademy.org  
info@honorsacademy.org

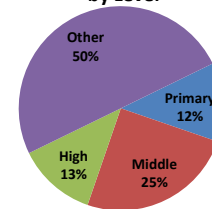
**Year Founded**  
1999

School Name	City	State	Year Founded	2010 Enrollment	Grades Served From To	Charter School	Virtual School	Made AYP	State Rating
Branch Park Academy	Irving	TX	2000	20	4 8	CHARTER	No	Yes	AEA: Academically Acceptable
Destiny Honors Academy	Killeen	TX	2000	100	k 9	CHARTER	No	No	AEA: Academically Acceptable
Landmark School	Palestine	TX	2001	143	9 12	CHARTER	No	Yes	AEA: Academically Acceptable
Legacy High School	Kaufman	TX	2000	185	6 12	CHARTER	No	No	AEA: Academically Acceptable
Pinnacle School	Fort Worth	TX	1999	259	k 9	CHARTER	No	Yes	Academically Acceptable School met 9 (or 100.0%) out of 9 target goals
Quest Academy	Raleigh	NC	1999	145	6 9	CHARTER	No	Yes	Academically Acceptable
Quest Academy	Irving	TX	2010	132	6 12	CHARTER	No	Yes	Academically Acceptable
Wilmer Academy	Wilmer	TX	2009	232	k 6	CHARTER	No		Academically Acceptable

**Total Number of Schools in 2010-2011= 8**      **Number of States= 2**      **Total Enrollment= 1,216**      **Percent of Schools Making AYP= 71.4%**



Distribution of Schools by Level



**Notes:**  
a. Data for 1995 to 2009 are estimates for student growth based on the number of schools operating in those years  
b. 2010 refers to the 2010-2011 school year

Discontinued School Name	Reason No Longer Profiled

**Address**  
368 South Patterson Blvd  
Dayton, Ohio 45402

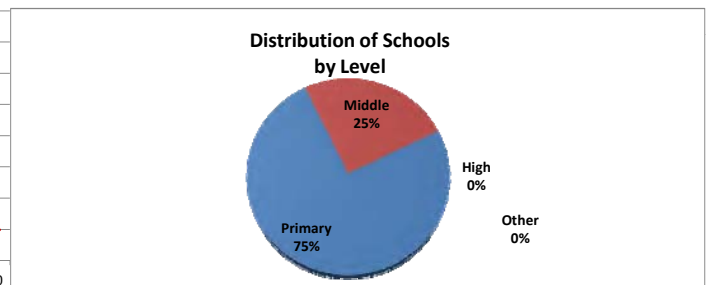
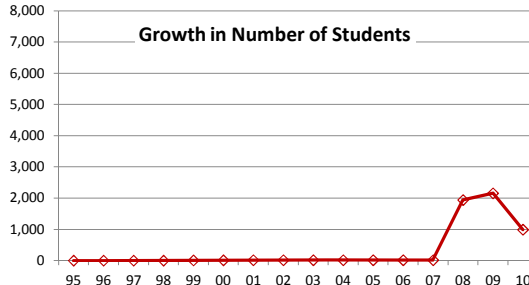
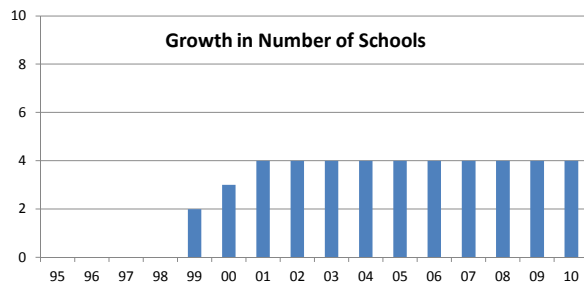
**Telephone and Fax**  
Phone 937-586-9500  
Fax 937-586-9615

**Website and e-mail**  
richardallenschools.com  
jharris@richardallenschools.com, wpajcph@aol.com

**Year Founded**  
1999

School Name	City	State	Year Founded	2010 Enrollment	Grades Served From To	Charter School	Virtual School	Made AYP	State Rating
Richard Allen Academy	Dayton	OH	2000	120	7 9	CHARTER	No	Yes	OK
Richard Allen Academy II	Dayton	OH	2003	459	2 6	CHARTER	No	Yes	OK
Richard Allen Academy III	Hamilton	OH	2004	182	k 6	CHARTER	No	Yes	OK
Richard Allen Preparatory	Dayton	OH	2001	230	k 1	CHARTER	No	Yes	OK

Total Number of Schools in 2010-2011= 4      Number of States= 1      Total Enrollment= 991      Percent of Schools Making AYP= 100.0%



**Notes:**  
a. Data for 1995 to 2009 are estimates for student growth based on the number of schools operating in those years  
b. 2010 refers to the 2010-2011 school year

Discontinued School Name	Reason No Longer Profiled

# Jubilee Academic Center, Inc.

**Medium Company: Managing 4 to 9 Schools**

2010-11

**Address**  
4434 Roland  
San Antonio, TX 78222

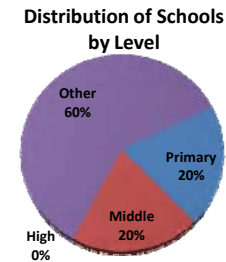
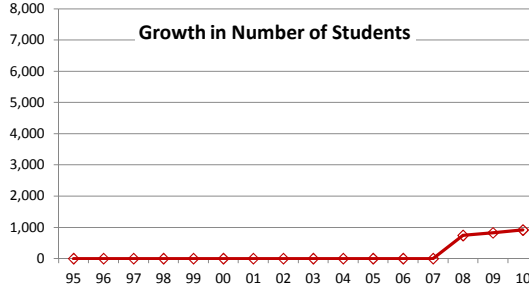
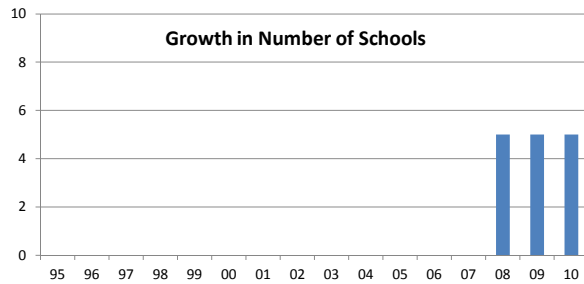
**Telephone and Fax**  
Phone 210-333-6227  
Fax 210-337-2357

**Website and e-mail**  
jubileeacademiccenter.com  
damador@jubileeacademic.org

**Year Founded**  
2008

School Name	City	State	Year Founded	2010 Enrollment	Grades Served From To	Charter School	Virtual School	Made AYP	State Rating
Alpha Academy	San Antonio	TX	2008	119	6 12	CHARTER	No	Yes	Recognized
BCFS - Harlingen	Harlingen	TX	2010	80	7 8	CHARTER	No		AEA: Academically Acceptable
BCFS - San Antonio	San Antonio	TX	2008	27	k 12	CHARTER	No		AEA: Academically Acceptable
Highland Park Gifted & Talented Academy	San Antonio	TX	2010	147	k 6	CHARTER	No		
Jubilee Academy	San Antonio	TX	2001	543	k 12	CHARTER	No	Yes	Recognized

**Total Number of Schools in 2010-2011= 5**      **Number of States= 1**      **Total Enrollment= 916**      **Percent of Schools Making AYP= 100.0%**



**Notes:**  
a. Data for 1995 to 2009 are estimates for student growth based on the number of schools operating in those years  
b. 2010 refers to the 2010-2011 school year

Discontinued School Name	Reason No Longer Profiled

# King/Chavez Public Schools

**Medium Company:** Managing 4 to 9 Schools

2010-11

**Address**  
137 25th Street  
San Diego, CA 92102

**Telephone and Fax**  
Phone 619-501-8908  
Fax 619-704-1021

**Website and e-mail**  
www.kingchavez.net  
kingchavezprep@gmail.com

**Year Founded**  
2000

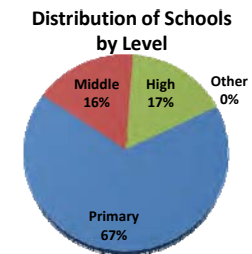
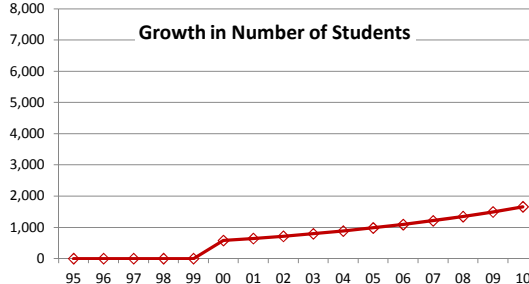
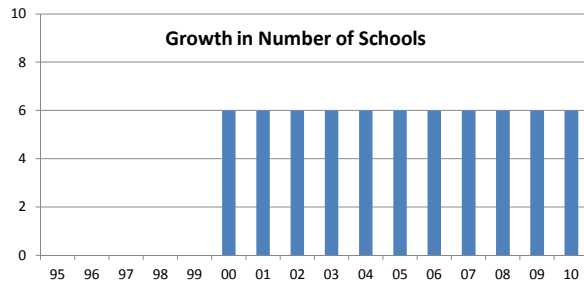
School Name	City	State	Year Founded	2010 Enrollment	Grades Served From To	Charter School	Virtual School	Made AYP	State Rating
King/Chavez Academy of Excellence	San Diego	CA	2001	298	k 8	CHARTER	No	No	Year 2
King/Chavez Arts Academy	San Diego	CA	2001	170	3 5	CHARTER	No	Yes	Year 3
King/Chavez Athletics Academy	San Diego	CA	2001	161	3 5	CHARTER	No	Yes	Not in PI
King/Chavez Community High	San Diego	CA	2001	331	9 12	CHARTER	No	No	Year 1
King/Chavez Preparatory Academy	San Diego	CA	2001	359	6 8	CHARTER	No	Yes	Year 1
King/Chavez Primary Academy	San Diego	CA	2001	342	k 2	CHARTER	No	Yes	Not in PI

Total Number of Schools in 2010-2011= 6

Number of States= 1

Total Enrollment= 1,661

Percent of Schools Making AYP= 66.7%



**Notes:**

a. Data for 1995 to 2009 are estimates for student growth based on the number of schools operating in those years  
b. 2010 refers to the 2010-2011 school year

Discontinued School Name	Reason No Longer Profiled

# Kingman Academy Of Learning

**Medium Company:** Managing 4 to 9 Schools

2010-11

**Address**

3410 N. Burbank St.  
Kingman, Arizona 86409

**Telephone and Fax**

Phone (928) 681-2400  
Fax (928) 681-2424

**Website and e-mail**

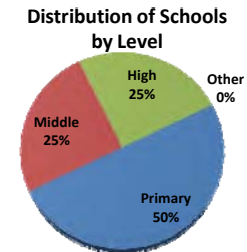
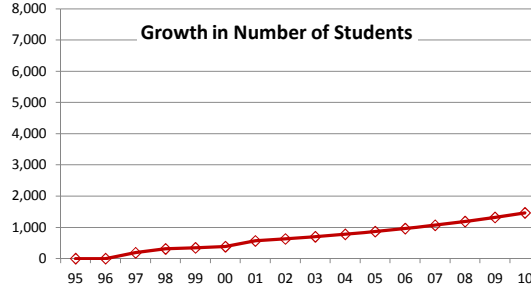
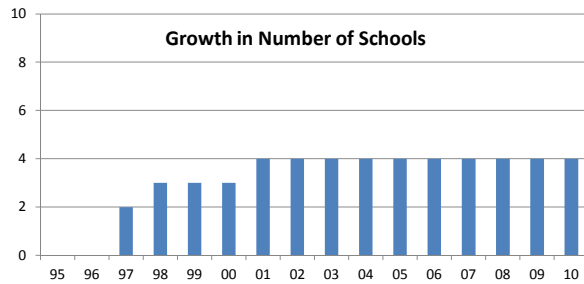
www.kaol.org  
dday@kaolaz.org

**Year Founded**

1997

School Name	City	State	Year Founded	2010 Enrollment	Grades Served From To	Charter School	Virtual School	Made AYP	State Rating
Kingman Academy of Learning - High School	Kingman	AZ	2001	513	9 12	CHARTER	No	Yes	Highly Performing
Kingman Academy of Learning - Intermediate School	Kingman	AZ	1997	324	3 5	CHARTER	No	Yes	Highly Performing
Kingman Academy of Learning - Middle School	Kingman	AZ	1998	342	6 8	CHARTER	No	Yes	Performing Plus
Kingman Academy of Learning - Primary School	Kingman	AZ	1997	287	k 2	CHARTER	No	Yes	Excelling

**Total Number of Schools in 2010-2011= 4**      **Number of States= 1**      **Total Enrollment= 1,466**      **Percent of Schools Making AYP= 100.0%**



**Notes:**

- a. Data for 1995 to 2009 are estimates for student growth based on the number of schools operating in those years
- b. 2010 refers to the 2010-2011 school year

Discontinued School Name	Reason No Longer Profiled

## LEAD Charter Schools

**Medium Company:** Managing 4 to 9 Schools

2010-11

**Address**  
415 N. Gilbert Road, Suite 102  
Gilbert, Arizona 85234

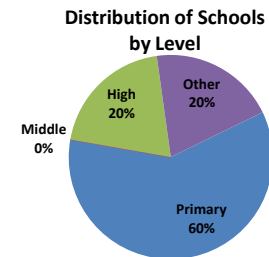
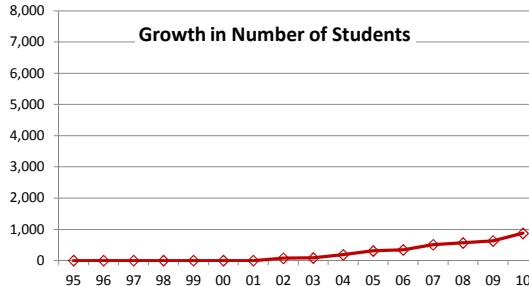
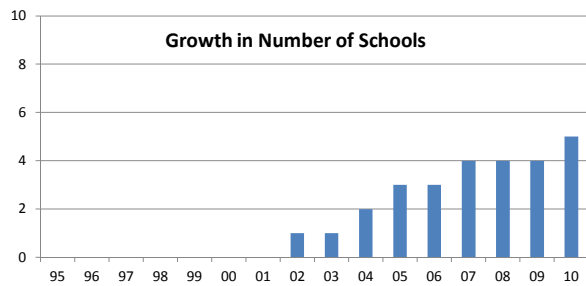
**Telephone and Fax**  
Phone (480) 633-0414  
Fax (480) 558-7038

**Website and e-mail**  
NONE

**Year Founded**  
2002

School Name	City	State	Year Founded	2010 Enrollment	Grades Served From To	Charter School	Virtual School	Made AYP	State Rating
Leading Edge Academy	Gilbert	AZ	2002	151	k 6	CHARTER	No	Yes	Performing Plus
Leading Edge Academy - Maricopa	Maricopa	AZ	2010	102	k 8	CHARTER	No		
Leading Edge Academy - Queen Creek	Queen Creek	AZ	2004	367	k 10	CHARTER	No	Yes	Highly Performing
Leading Edge Academy at East Mesa	Mesa	AZ	2007	117	k 6	CHARTER	No	Yes	Highly Performing
Leading Edge Academy High School	Gilbert	AZ	2005	135	7 12	CHARTER	No		

**Total Number of Schools in 2010-2011= 5**      **Number of States= 1**      **Total Enrollment= 872**      **Percent of Schools Making AYP= 100.0%**



**Notes:**

a. Data for 1995 to 2009 are estimates for student growth based on the number of schools operating in those years  
b. 2010 refers to the 2010-2011 school year

Discontinued School Name	Reason No Longer Profiled

# Leadership Public Schools

**Medium Company:** Managing 4 to 9 Schools

2010-11

**Address**  
344 Thomas L. Berkley Way, Suite 341  
Oakland, CA 94612

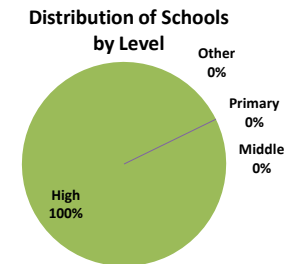
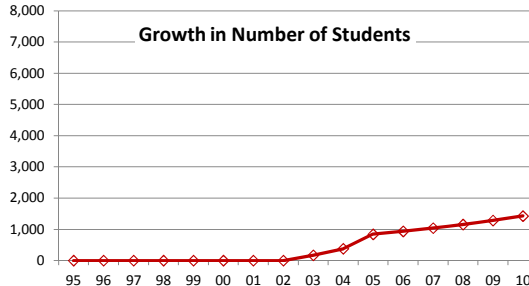
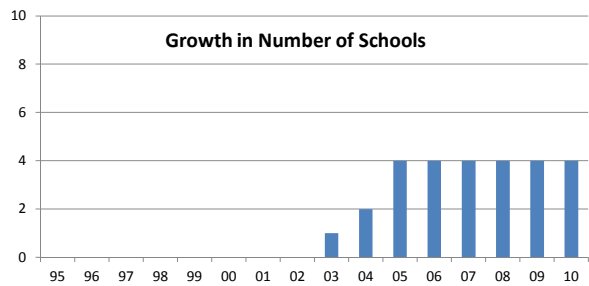
**Telephone and Fax**  
Phone (510) 830-3780  
Fax (510) 225-2575

**Website and e-mail**  
www.leadps.org  
info@leadps.org

**Year Founded**  
2002

School Name	City	State	Year Founded	2010 Enrollment	Grades Served From To	Charter School	Virtual School	Made AYP	State Rating
Leadership Public Schools - Hayward	Hayward	CA	2005	435	9 12	CHARTER	No	No	Not in PI
Leadership Public Schools - Richmond	Richmond	CA	2003	402	9 12	CHARTER	No	No	Year 1
Leadership Public Schools - San Jose	San Jose	CA	2004	328	9 12	CHARTER	No	No	Not in PI
LPS College Park	Oakland	CA	2005	261	9 12	CHARTER	No	No	Year 3

**Total Number of Schools in 2010-2011= 4**      **Number of States= 1**      **Total Enrollment= 1,426**      **Percent of Schools Making AYP= 0.0%**



**Notes:**  
a. Data for 1995 to 2009 are estimates for student growth based on the number of schools operating in those years  
b. 2010 refers to the 2010-2011 school year

Discontinued School Name	Reason No Longer Profiled

# Learning Matters Educational Group

**Medium Company: Managing 4 to 9 Schools**

2010-11

**Address**  
4744 W. Grovers Avenue  
Glendale, Arizona 85308

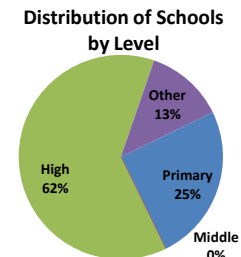
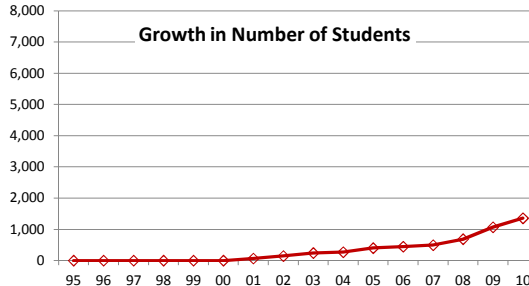
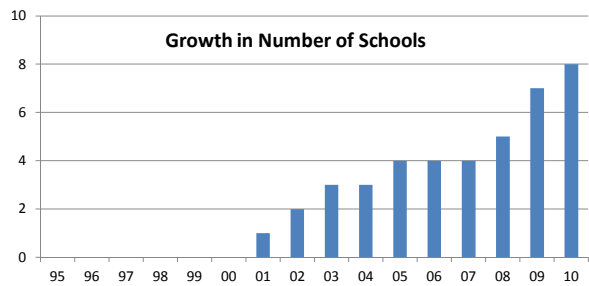
**Telephone and Fax**  
Phone (602) 439-5026  
Fax (602) 889-0351

**Website and e-mail**  
www.learningmatters.org  
info@Learningmatters.org

**Year Founded**  
2001

School Name	City	State	Year Founded	2010 Enrollment	Grades Served From To	Charter School	Virtual School	Made AYP	State Rating
Carden Traditional School Glendale	Glendale	AZ	2005	175	k 8	CHARTER	No	Yes	Performing Plus
Carden Traditional School Surprise	Surprise	AZ	2002	575	k 8	CHARTER	No	Yes	Highly Performing
Carden Virtual Academy	San Bernardino	CA	2009	99	k 12	CHARTER	Yes		
E-Institute at Acoma	Surprise	AZ	2003	166	9 12	CHARTER	Yes	No	Performing
e-Institute Charter High School at Buckeye	Buckeye	AZ	2010	30	9 12	CHARTER	Yes		
e-Institute Charter High School at Deer Valley	Phoenix	AZ	2001	180	9 12	CHARTER	Yes	No	Performing
e-Institute Charter High School at Grovers	Glendale	AZ	2009	36	9 12	CHARTER	Yes	Yes	Performing
e-Institute Charter High School at Metro	Phoenix	AZ	2008	96	9 12	CHARTER	Yes	Yes	Performing

**Total Number of Schools in 2010-2011= 8**      **Number of States= 2**      **Total Enrollment= 1,357**      **Percent of Schools Making AYP= 66.7%**



**Notes:**

a. Data for 1995 to 2009 are estimates for student growth based on the number of schools operating in those years  
b. 2010 refers to the 2010-2011 school year

**Discontinued School Name**

Carden Traditional School at Tucson

**Reason No Longer Profiled**

No longer listed on EMO website



# Life School

**Medium Company: Managing 4 to 9 Schools**

2010-11

**Address**  
950 South I-35E  
Lancaster, TX 75146

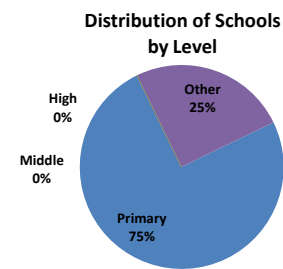
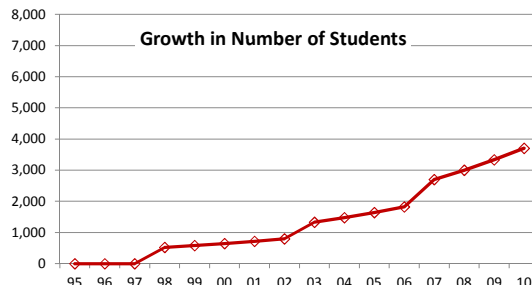
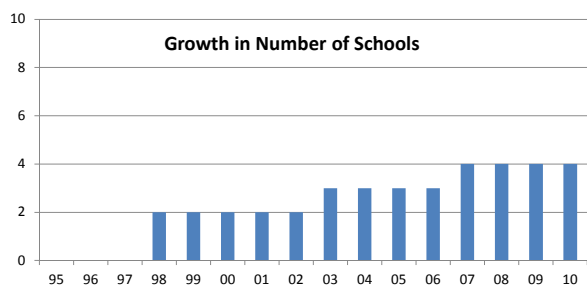
**Telephone and Fax**  
Phone 972-274-7900  
Fax 972-274-7999

**Website and e-mail**  
lifeschools.net  
tom.wilson@lifeschools.net

**Year Founded**  
1998

School Name	City	State	Year Founded	2010 Enrollment	Grades Served From To	Charter School	Virtual School	Made AYP	State Rating
Life School Cedar Hill	Cedar Hill	TX	2010	248	k 3	CHARTER	No		
Life School Lancaster	Lancaster	TX	2007	642	k 6	CHARTER	No	Yes	Academically Acceptable
Life School Oak Cliff	Dallas	TX	1998	1314	k 12	CHARTER	No	Yes	Recognized
Life School Red Oak	Red Oak	TX	2003	1501	k 6	CHARTER	No	Yes	Recognized

**Total Number of Schools in 2010-2011= 4**      **Number of States= 1**      **Total Enrollment= 3,705**      **Percent of Schools Making AYP= 100.0%**



**Notes:**

a. Data for 1995 to 2009 are estimates for student growth based on the number of schools operating in those years  
b. 2010 refers to the 2010-2011 school year

Discontinued School Name	Reason No Longer Profiled
Life School McKinney	Closed May 2010 due to lack of space and feasibility

# Mastery Charter Schools

**Medium Company: Managing 4 to 9 Schools**

2010-11

**Address**  
5700 Wayne Ave  
Philadelphia, PA 19144

**Telephone and Fax**  
Phone (215) 866-9000  
Fax 617-778-1505

**Website and e-mail**  
www.masterycharter.org  
Erica.Nelson@MasteryCharter.org

**Year Founded**  
2001

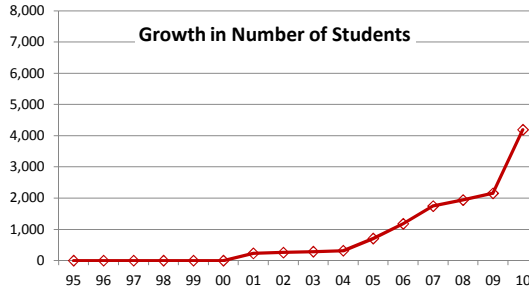
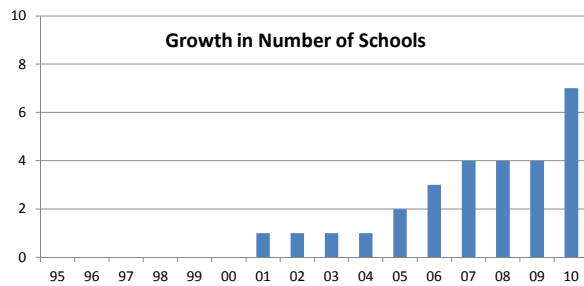
School Name	City	State	Year Founded	2010 Enrollment	Grades Served From To	Charter School	Virtual School	Made AYP	State Rating
Mastery Charter High School - Lenfest Campus	Philadelphia	PA	2001	519	7 12	CHARTER	No	Yes	Met Measure
Mastery Charter School Harrity Elementary	Philadelphia	PA	2010	801	k 7	CHARTER	No		
Mastery Charter School Mann Elementary	Philadelphia	PA	2010	426	k 5	CHARTER	No		
Mastery Charter School Smedley Elementary	Philadelphia	PA	2010	588	k 5	CHARTER	No		
Mastery Charter Schools - Pickett Campus	Philadelphia	PA	2007	574	7 9	CHARTER	No	Yes	Met Measure
Mastery Charter Schools - Shoemaker Campus	Philadelphia	PA	2006	676	7 10	CHARTER	No	No	Met Measure
Mastery Charter Schools - Thomas Campus	Philadelphia	PA	2005	609	7 11	CHARTER	No	Yes	Met Measure

Total Number of Schools in 2010-2011= 7

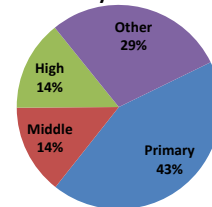
Number of States= 1

Total Enrollment= 4,193

Percent of Schools Making AYP= 75.0%



Distribution of Schools by Level



**Notes:**

a. Data for 1995 to 2009 are estimates for student growth based on the number of schools operating in those years  
b. 2010 refers to the 2010-2011 school year

Discontinued School Name	Reason No Longer Profiled

# Mastery Learning Institute

Medium Company: Managing 4 to 9 Schools

2010-11

**Address**  
13717 SE Division St.  
Portland, Oregon 97236

**Telephone and Fax**  
Phone (503) 762-6061  
Fax (503) 761-4143

**Website and e-mail**  
www.arthuracademy.org  
jdomine@arthuracademy.org and dcrawford@arthuracademy.org

**Year Founded**  
2002

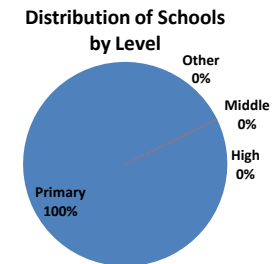
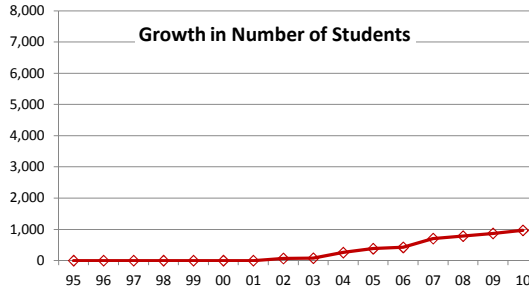
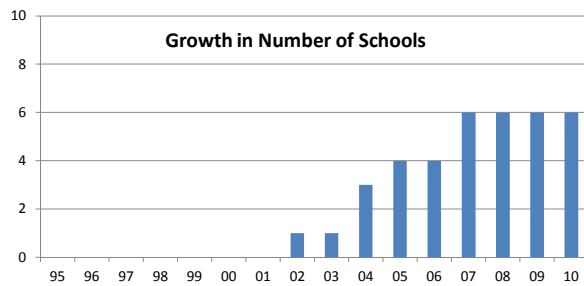
School Name	City	State	Year Founded	2010 Enrollment	Grades Served From To	Charter School	Virtual School	Made AYP	State Rating
David Douglas Arthur Academy	Portland	OR	2002	149	k 5	CHARTER	No	Yes	Outstanding
Gresham Arthur Academy	Gresham	OR	2007	148	k 5	CHARTER	No	Yes	Outstanding
Portland Arthur Academy	Portland	OR	2005	138	k 5	CHARTER	No	Yes	Outstanding
Reynolds Arthur Academy	Troutdale	OR	2004	172	k 6	CHARTER	No	Yes	Outstanding
St. Helens Arthur Academy	Saint Helens	OR	2007	225	k 8	CHARTER	No	Yes	Outstanding
Woodburn Arthur Academy	Woodburn	OR	2004	136	k 5	CHARTER	No	No	Satisfactory

Total Number of Schools in 2010-2011= 6

Number of States= 1

Total Enrollment= 968

Percent of Schools Making AYP= 83.3%



**Notes:**

- a. Data for 1995 to 2009 are estimates for student growth based on the number of schools operating in those years
- b. 2010 refers to the 2010-2011 school year

Discontinued School Name	Reason No Longer Profiled

# Neighborhood Centers Inc.

**Medium Company:** Managing 4 to 9 Schools

2010-11

**Address**  
4500 Bissonnet, Suite 200  
Bellaire, TX 77401

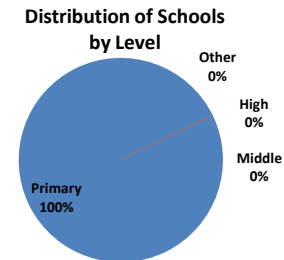
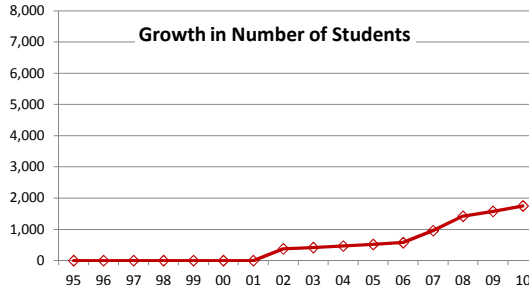
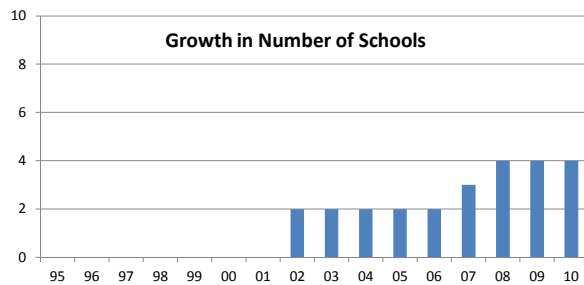
**Telephone and Fax**  
Phone 713-667-9400  
Fax 713-669-5349

**Website and e-mail**  
neighborhood-centers.org  
development@neighborhood-centers.org

**Year Founded**  
1907

School Name	City	State	Year Founded	2010 Enrollment	Grades Served From To	Charter School	Virtual School	Made AYP	State Rating
Baker-Ripley Charter School	Houston	TX	2002	145	k 5	DISTRICT	No		Not Rated: Other
Harbach-Ripley Charter School	Houston	TX	2008	114	k 5	CHARTER	No	Yes	Academically Acceptable
NCI Charter School Without Walls	Houston	TX	2004	1185	k 2	CHARTER	No		Not Rated: Other
Ripley House Charter School	Houston	TX	2007	308	k 5	CHARTER	No	Yes	Exemplary

**Total Number of Schools in 2010-2011= 4**      **Number of States= 1**      **Total Enrollment= 1,752**      **Percent of Schools Making AYP= 100.0%**



**Notes:**  
a. Data for 1995 to 2009 are estimates for student growth based on the number of schools operating in those years  
b. 2010 refers to the 2010-2011 school year

Discontinued School Name	Reason No Longer Profiled

# New America Schools

**Medium Company: Managing 4 to 9 Schools**

2010-11

**Address**  
925 S. Niagra St. , Suite 140  
Denver, CO 80224

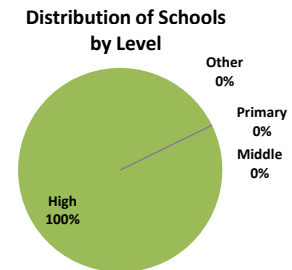
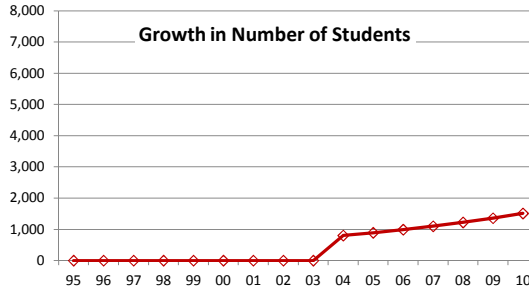
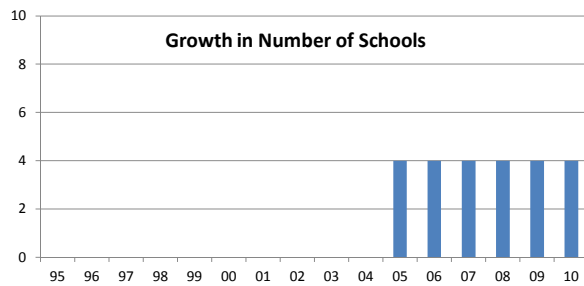
**Telephone and Fax**  
Phone 303-894-3164  
Fax 303-832-5050

**Website and e-mail**  
newamericaschool.org  
through website

**Year Founded**  
2004

School Name	City	State	Year Founded	2010 Enrollment	Grades Served From To	Charter School	Virtual School	Made AYP	State Rating
New America School - Colorado	Denver	CO	2004	503	9 12	CHARTER	No	No	Improvement
New America School - New Mexico	Albuquerque	NM	2009	329	9 12	CHARTER	No	No	SI-1
New America School - Denver Campus	Denver	CO	2005	439	9 12	CHARTER	No	No	
New America School - Lakewood Campus	Lakewood	CO	2006	239	9 12	CHARTER	No	No	Improvement

**Total Number of Schools in 2010-2011= 4**      **Number of States= 2**      **Total Enrollment= 1,510**      **Percent of Schools Making AYP= 0.0%**



**Notes:**  
a. Data for 1995 to 2009 are estimates for student growth based on the number of schools operating in those years  
b. 2010 refers to the 2010-2011 school year

Discontinued School Name	Reason No Longer Profiled

# New Urban Learning

**Medium Company: Managing 4 to 9 Schools**

2010-11

**Address**  
610 Antoinette St.  
Detroit, Michigan 48202

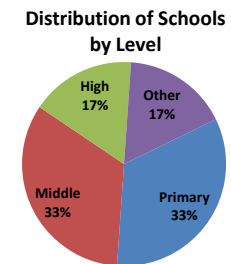
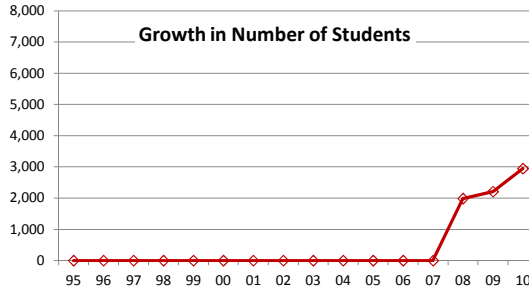
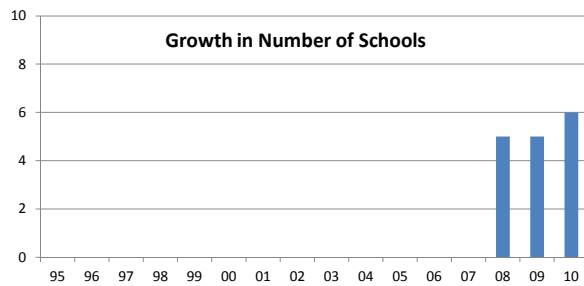
**Telephone and Fax**  
Phone (313) 832-4803  
Fax 616-331-2085

**Website and e-mail**  
newurbanlearning.org  
through website

**Year Founded**  
2008

School Name	City	State	Year Founded	2010 Enrollment	Grades Served From To	Charter School	Virtual School	Made AYP	State Rating
Ellen Thompson University Preparatory Academy	Detroit	MI	2005	375	k 5	CHARTER	No	Yes	A
University Preparatory Academy - High School	Detroit	MI	2003	529	9 12	CHARTER	No	Yes	B
University Preparatory Academy - Middle	Detroit	MI	2000	398	6 8	CHARTER	No	Yes	A
Mark Murray University Preparatory Academy (PSAD) Elementary	Detroit	MI	2008	407	k 5	CHARTER	No	Yes	A
University Preparatory Science and Math (PSAD)	Detroit	MI	2008	463	6 10	CHARTER	No	Yes	A
University YES Academy	Detroit	MI	2010	775	6 7	CHARTER	No		

**Total Number of Schools in 2010-2011= 6**      **Number of States= 1**      **Total Enrollment= 2,947**      **Percent of Schools Making AYP= 100.0%**



**Notes:**

a. Data for 1995 to 2009 are estimates for student growth based on the number of schools operating in those years  
 b. 2010 refers to the 2010-2011 school year

Discontinued School Name	Reason No Longer Profiled

# Omega Schools

**Medium Company: Managing 4 to 9 Schools**

2010-11

**Address**

8632 W. Northern Ave.  
Glendale, Arizona 85308

**Telephone and Fax**

Phone (623) 776-2069  
Fax (623) 878-4254

**Website and e-mail**

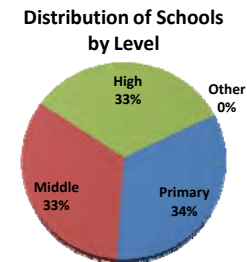
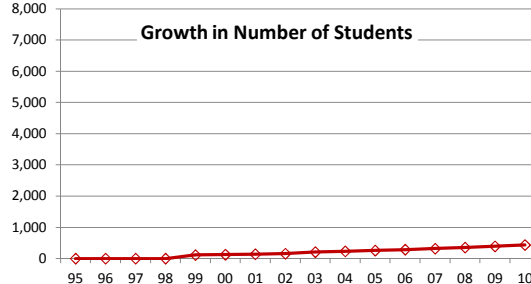
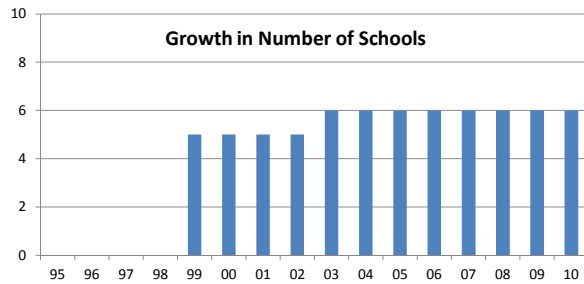
www.omegak12.com  
NONE

**Year Founded**

1999

School Name	City	State	Year Founded	2010 Enrollment	Grades Served From To	Charter School	Virtual School	Made AYP	State Rating
C. Doby Middle School	Glendale	AZ	1999	60	5 8	CHARTER	No	No	Performing
La Puerta High School	Phoenix	AZ	2003	83	9 12	CHARTER	No	No	Performing
Oasis High School	Glendale	AZ	1999	56	9 12	CHARTER	No	Yes	Underperforming
Omega Academy	Phoenix	AZ	1999	122	k 4	CHARTER	No	No	Performing Plus
S. Sturgeon Middle School	Phoenix	AZ	1999	67	5 8	CHARTER	No	No	Performing
Stellar Prep	Glendale	AZ	1999	49	1 4	CHARTER	No	Yes	Performing

**Total Number of Schools in 2010-2011= 6      Number of States= 1      Total Enrollment= 437      Percent of Schools Making AYP= 33.3%**



**Notes:**

- a. Data for 1995 to 2009 are estimates for student growth based on the number of schools operating in those years
- b. 2010 refers to the 2010-2011 school year

Discontinued School Name	Reason No Longer Profiled

# One Stop Multiservice Charter School

Medium Company: Managing 4 to 9 Schools

2010-11

**Address**  
4737 S Sugar Rd  
Edinburg, TX 78539

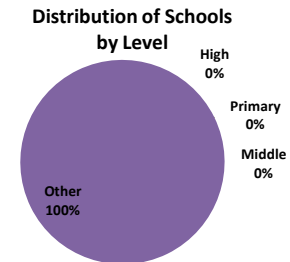
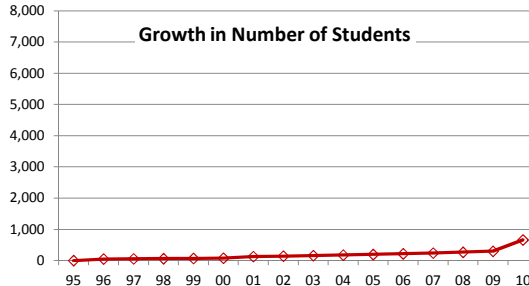
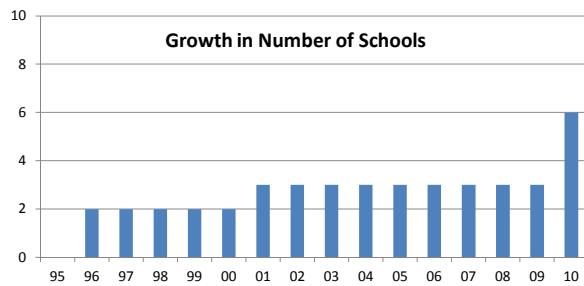
**Telephone and Fax**  
Phone 956-380-6616  
Fax 956-292-0371

**Website and e-mail**  
None  
NONE

**Year Founded**  
1996

School Name	City	State	Year Founded	2010 Enrollment	Grades Served From To	Charter School	Virtual School	Made AYP	State Rating
Children of the Sun	Raymondville	TX	2010	64	k 12	CHARTER	No	Yes	AEA: Academically Acceptable
Children of the Sun	Rio Grande City	TX	2010	137	k 12	CHARTER	No	Yes	AEA: Academically Acceptable
One Stop Multiservice	Edinburg	TX	1996	133	k 12	CHARTER	No	Yes	AEA: Academically Acceptable
One Stop Multiservice High School	Mission	TX	2001	87	k 12	CHARTER	No	Yes	AEA: Academically Acceptable
One Stop Multiservice Weslaco	Weslaco	TX	1996	133	k 12	CHARTER	No	Yes	AEA: Academically Acceptable
Sentry Technology Prep School	Brownsville	TX	2010	108	k 12	CHARTER	No	Yes	AEA: Academically Acceptable

Total Number of Schools in 2010-2011= 6      Number of States= 1      Total Enrollment= 662      Percent of Schools Making AYP= 100.0%



**Notes:**  
a. Data for 1995 to 2009 are estimates for student growth based on the number of schools operating in those years  
b. 2010 refers to the 2010-2011 school year

Discontinued School Name	Reason No Longer Profiled



# Options for Youth Inc

**Medium Company:** Managing 4 to 9 Schools

2010-11

**Address**  
17344 Main Street  
Hesperia, CA 92345

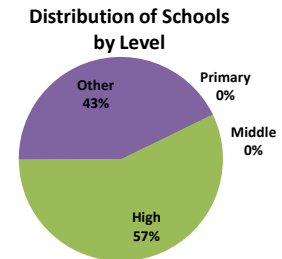
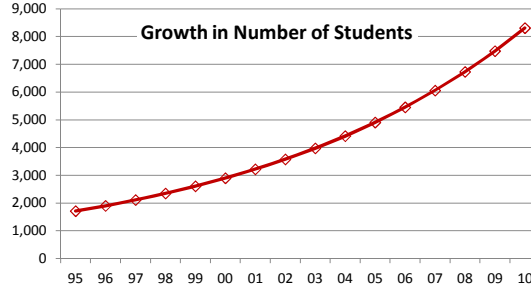
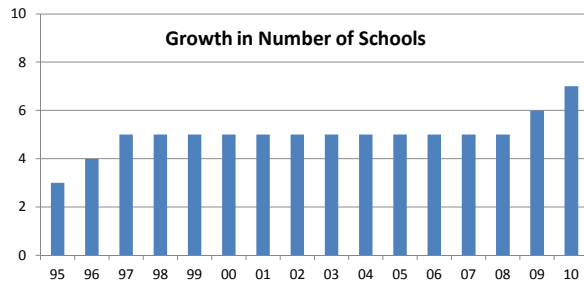
**Telephone and Fax**  
Phone 888-639-6696  
Fax 626-685-9316

**Website and e-mail**  
www.ofy.org  
eharris@ofy.org

**Year Founded**  
1987

School Name	City	State	Year Founded	2010 Enrollment	Grades Served From To	Charter School	Virtual School	Made AYP	State Rating
Options for Youth - Burbank Center	Pasadena	CA	1997	1208	k 12	CHARTER	No	No	Not Title 1
Options for Youth - Hermosa Beach	Pasadena	CA	2009	239	7 12	CHARTER	No	No	Not Title 1
Options for Youth - San Bernardino	San Bernardino	CA	2010	613	7 12	CHARTER	No	No	Not Title 1
Options for Youth -San Gabriel	Pasadena	CA	1996	1385	k 12	CHARTER	No	No	Not Title 1
Options for Youth -San Juan	Carmichael	CA	1995	1022	k 12	CHARTER	No	No	Not Title 1
Options for Youth -Upland	Pasadena	CA	1995	2149	7 12	CHARTER	No	No	Not Title 1
Options for Youth -Victorville Charter	Pasadena	CA	1988	1692	7 12	CHARTER	No	No	Not Title 1

**Total Number of Schools in 2010-2011= 7**      **Number of States= 1**      **Total Enrollment= 8,308**      **Percent of Schools Making AYP= 0.0%**



**Notes:**  
a. Data for 1995 to 2009 are estimates for student growth based on the number of schools operating in those years  
b. 2010 refers to the 2010-2011 school year

Discontinued School Name	Reason No Longer Profiled

# Orenda Education

Medium Company: Managing 4 to 9 Schools

2010-11

**Address**

2951 Williams Dr  
Georgetown, TX 78628

**Telephone and Fax**

Phone 512-869-3020  
Fax 512-869-3030

**Website and e-mail**

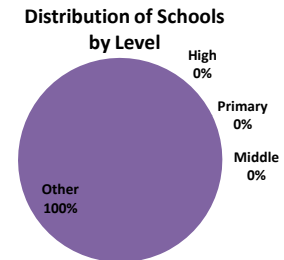
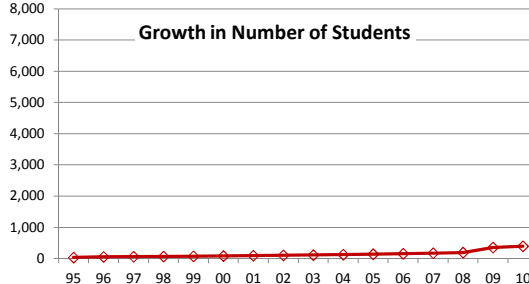
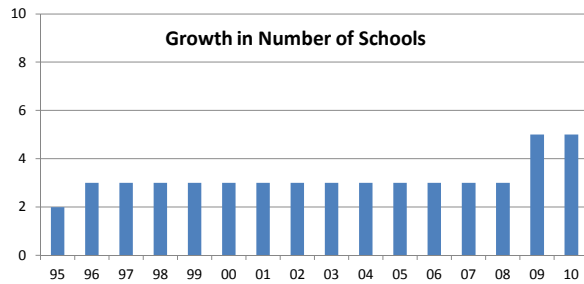
orendaeducation.org  
NONE

**Year Founded**

1995

School Name	City	State	Year Founded	2010 Enrollment	Grades Served From To	Charter School	Virtual School	Made AYP	State Rating
Canyon Lakes	Lubbock	TX	1995	27	k 12	CHARTER	No	Yes	AEA: Academically Acceptable
Gateway College Preparatory School	Georgetown	TX	2009	208	k 12	DISTRICT	No		Exemplary
Gateway High School	Arlington	TX	1996	79	5 12	CHARTER	No		AEA: Academically Acceptable
New Horizons	Goldthwaite	TX	2008	52	k 12	CHARTER	No	Yes	AEA: Academically Acceptable
Williams House	Lometa	TX	2009	29	k 12	CHARTER	No		AEA: Academically Acceptable

**Total Number of Schools in 2010-2011= 5**      **Number of States= 1**      **Total Enrollment= 395**      **Percent of Schools Making AYP= 100.0%**



**Notes:**

a. Data for 1995 to 2009 are estimates for student growth based on the number of schools operating in those years  
b. 2010 refers to the 2010-2011 school year

**Discontinued School Name**

**Reason No Longer Profiled**

## Perspectives Charter Schools

**Medium Company:** Managing 4 to 9 Schools

2010-11

**Address**  
3663 South Wabash Avenue - 3rd Fl. Chicago, Illinois 60653

**Telephone and Fax**  
Phone (312) 604-2200  
Fax (312) 604-2199

**Website and e-mail**  
www.perspectivescs.org  
gcherry@perspectivescs.org

**Year Founded**  
1997

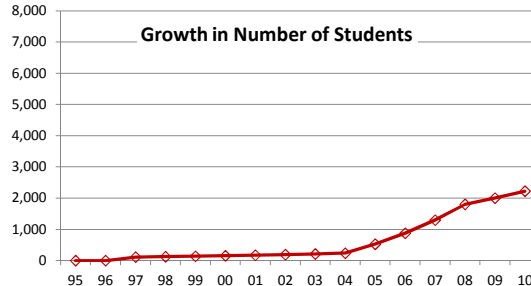
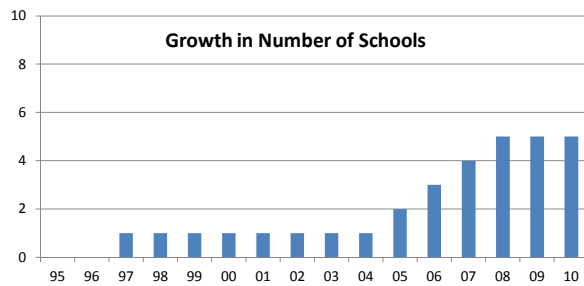
School Name	City	State	Year Founded	2010 Enrollment	Grades Served From To	Charter School	Virtual School	Made AYP	State Rating
Perspectives Calumet High School of Technology	Chicago	IL	2007	445	9 12	CHARTER	No	No	AEWS
Perspectives Calumet Middle School	Chicago	IL	2005	445	6 8	CHARTER	No	No	AEWS
Perspectives Leadership Academy	Chicago	IL	2006	445	9 12	CHARTER	No	No	AEWS
Perspectives Rodeny D. Joslin Campus	Chicago	IL	1997	445	6 12	CHARTER	No	No	AEWS
Perspectives/IIT Math and Science Academy	Chicago	IL	2008	445	6 8	CHARTER	No	No	AEWS

Total Number of Schools in 2010-2011= 5

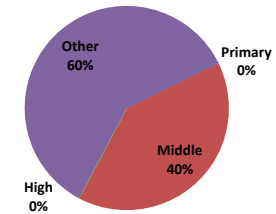
Number of States= 1

Total Enrollment= 2,225

Percent of Schools Making AYP= 0.0%



Distribution of Schools by Level



**Notes:**

- a. Data for 1995 to 2009 are estimates for student growth based on the number of schools operating in those years
- b. 2010 refers to the 2010-2011 school year

Discontinued School Name	Reason No Longer Profiled

# Propel Schools

**Medium Company: Managing 4 to 9 Schools**

2010-11

**Address**  
3447 East Carson Street, Suite 200  
Pittsburgh, Pennsylvania 15203

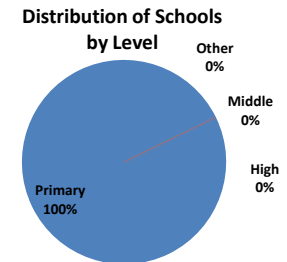
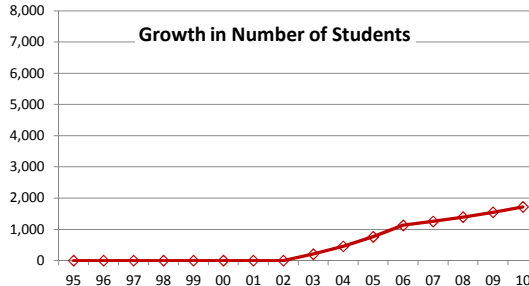
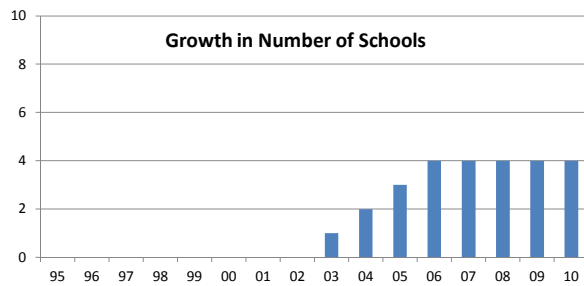
**Telephone and Fax**  
Phone (412) 325-7305  
Fax (412) 325-7309

**Website and e-mail**  
www.propelschools.org  
mhughson@propelschools.org

**Year Founded**  
2001

School Name	City	State	Year Founded	2010 Enrollment	Grades Served From To	Charter School	Virtual School	Made AYP	State Rating
Propel CS-Montour	Pittsburgh	PA	2006	388	k 8	CHARTER	No	Yes	Met Measure
Propel East	Pittsburgh	PA	2005	396	k 8	CHARTER	No	Yes	Met Measure
Propel Homestead	Homestead	PA	2003	555	k 8	CHARTER	No	Yes	Met Measure
Propel McKeesport	McKeesport	PA	2004	381	k 8	CHARTER	No	Yes	Met Measure

**Total Number of Schools in 2010-2011= 4**      **Number of States= 1**      **Total Enrollment= 1,720**      **Percent of Schools Making AYP= 100.0%**



**Notes:**  
a. Data for 1995 to 2009 are estimates for student growth based on the number of schools operating in those years  
b. 2010 refers to the 2010-2011 school year

Discontinued School Name	Reason No Longer Profiled

# Raul Yzaguirre School for Success

**Medium Company:** Managing 4 to 9 Schools

2010-11

**Address**  
2950 Broadway Street  
Houston, TX 77017

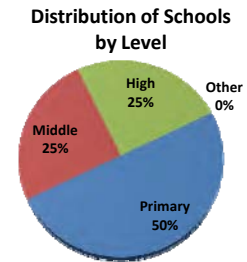
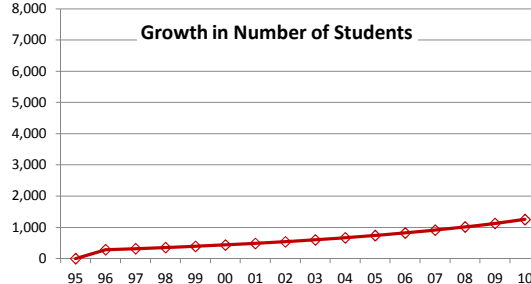
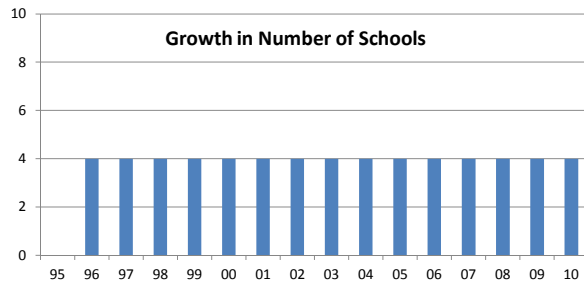
**Telephone and Fax**  
Phone 713-640-3700  
Fax 713-641-1853

**Website and e-mail**  
tejanocenter.org  
hernandezc1@tejanocenter.org

**Year Founded**  
1996

School Name	City	State	Year Founded	2010 Enrollment	Grades Served From To	Charter School	Virtual School	Made AYP	State Rating
Raul Yzaguirre School for Success	Brownsville	TX	2003	287	k 5	CHARTER	No	Yes	Academically Acceptable
Raul Yzaguirre School for Success Elementary	Brownsville	TX	2010	340	k 5	CHARTER	No		
Raul Yzaguirre School for Success HS	Houston	TX	1996	282	9 12	CHARTER	No	Yes	Recognized
Raul Yzaguirre School for Success Middle	Brownsville	TX	2010	343	6 8	CHARTER	No		

**Total Number of Schools in 2010-2011= 4**      **Number of States= 1**      **Total Enrollment= 1,252**      **Percent of Schools Making AYP= 100.0%**



**Notes:**  
a. Data for 1995 to 2009 are estimates for student growth based on the number of schools operating in those years  
b. 2010 refers to the 2010-2011 school year

Discontinued School Name	Reason No Longer Profiled

# Riverwalk Education Foundation, Inc.

**Medium Company:** Managing 4 to 9 Schools

2010-11

**Address**  
1450 NE Loop 410  
San Antonio, TX 78209

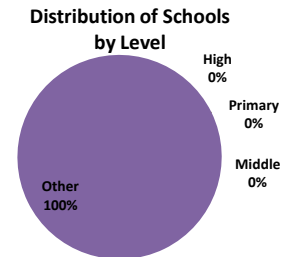
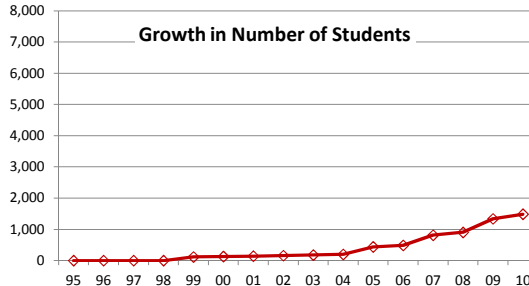
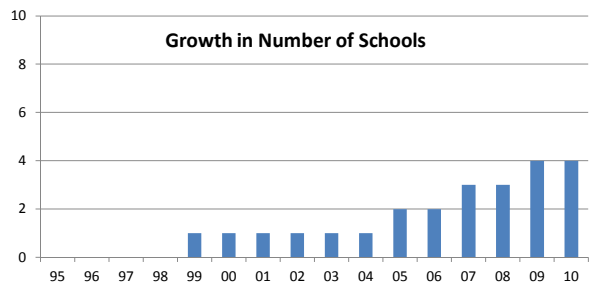
**Telephone and Fax**  
Phone 210-804-0222  
Fax 210-822-3422

**Website and e-mail**  
ssttx.org  
NONE

**Year Founded**  
1999

School Name	City	State	Year Founded	2010 Enrollment	Grades Served From To	Charter School	Virtual School	Made AYP	State Rating
School of Science and Technology	San Antonio	TX	1999	421	6 10	CHARTER	No	Yes	Exemplary
School of Science and Technology - Alamo	San Antonio	TX	2005	335	k 12	CHARTER	No		Recognized
School of Science and Technology - Corpus Christi	Corpus Christi	TX	2007	362	k 12	CHARTER	No		Recognized
School of Science and Technology - Discovery	San Antonio	TX	2009	369	k 12	CHARTER	No	Yes	Exemplary

**Total Number of Schools in 2010-2011= 4**      **Number of States= 1**      **Total Enrollment= 1,487**      **Percent of Schools Making AYP= 100.0%**



**Notes:**

a. Data for 1995 to 2009 are estimates for student growth based on the number of schools operating in those years  
 b. 2010 refers to the 2010-2011 school year

Discontinued School Name	Reason No Longer Profiled

# Rylie Family Faith Academy

**Medium Company:** Managing 4 to 9 Schools

2010-11

**Address**  
9424 Military Parkway  
Dallas, TX 75227

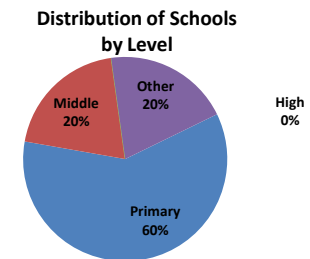
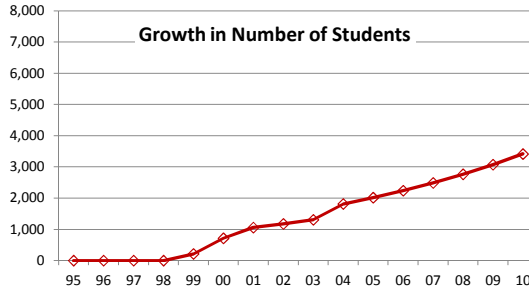
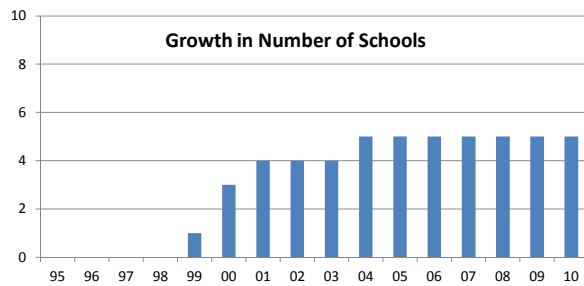
**Telephone and Fax**  
Phone 214-381-3226  
Fax 214-381-2209

**Website and e-mail**  
rylieffa.com  
jammons@rylieffa.com

**Year Founded**  
1999

School Name	City	State	Year Founded	2010 Enrollment	Grades Served From To	Charter School	Virtual School	Made AYP	State Rating
A W Brown-Fellowship Charter School	Dallas	TX	1999	992	k 6	CHARTER	No	Yes	Recognized
A W Brown-Fellowship North Campus	Dallas	TX	2004	403	k k	DISTRICT	No		Not Rated: Other
A+ Academy	Dallas	TX	2000	1076	k 12	CHARTER	No	Yes	Recognized
Inspired Vision Academy	Dallas	TX	2000	437	4 8	CHARTER	No	Yes	Recognized
Inspired Vision Academy	Dallas	TX	2001	507	k 3	CHARTER	No	Yes	Recognized

**Total Number of Schools in 2010-2011= 5**      **Number of States= 1**      **Total Enrollment= 3,415**      **Percent of Schools Making AYP= 100.0%**



**Notes:**  
a. Data for 1995 to 2009 are estimates for student growth based on the number of schools operating in those years  
b. 2010 refers to the 2010-2011 school year

Discontinued School Name	Reason No Longer Profiled

# Salvaging Teens at Risk, Inc.

**Medium Company:** Managing 4 to 9 Schools

2010-11

**Address**  
5901 Crestwood Place  
Little Elm, Texas 75068

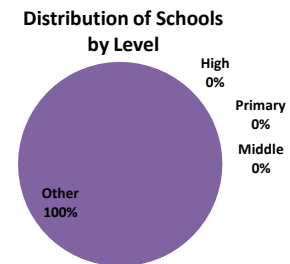
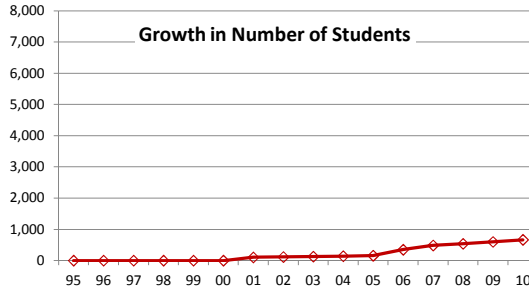
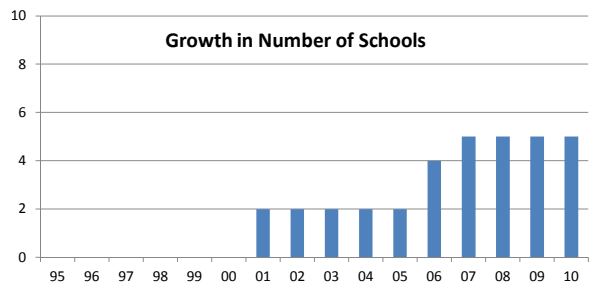
**Telephone and Fax**  
Phone (972) 292-2405  
Fax (972) 292-2373

**Website and e-mail**  
www.theeducenters.org  
NONE

**Year Founded**  
1999

School Name	City	State	Year Founded	2010 Enrollment	Grades Served From To	Charter School	Virtual School	Made AYP	State Rating
The Education Center - Denton Campus	Denton	TX	2006	155	k 12	CHARTER	No	Yes	Academically Acceptable
The Education Center - Lewisville Campus	Lewisville	TX	2006	135	k 12	CHARTER	No	Yes	Academically Unacceptable
The Education Center - Little Elm Campus	Little Elm	TX	2001	182	k 12	CHARTER	No	Yes	Academically Acceptable
The Education Center - The Colony Campus	The Colony	TX	2001	80	k 12	CHARTER	No	Yes	Recognized
The Education Center at Aubrey	Aubrey	TX	2007	114	k 12	CHARTER	No	Yes	Recognized

**Total Number of Schools in 2010-2011= 5**      **Number of States= 1**      **Total Enrollment= 666**      **Percent of Schools Making AYP= 100.0%**



**Notes:**

a. Data for 1995 to 2009 are estimates for student growth based on the number of schools operating in those years  
 b. 2010 refers to the 2010-2011 school year

Discontinued School Name	Reason No Longer Profiled



# School of Excellence in Education

Medium Company: Managing 4 to 9 Schools

2010-11

**Address**  
1826 Basse Road  
San Antonio, Texas 78213

**Telephone and Fax**  
Phone (210) 431-9881  
Fax (210) 432-8467

**Website and e-mail**  
www.excellence-sa.org  
ashort@excellence-sa.org

**Year Founded**  
1998

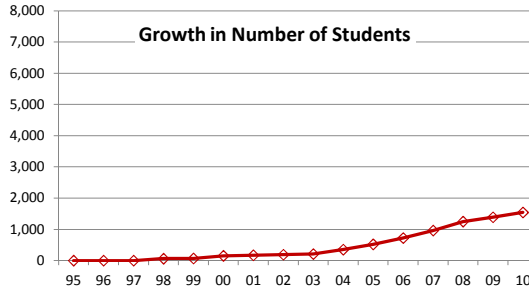
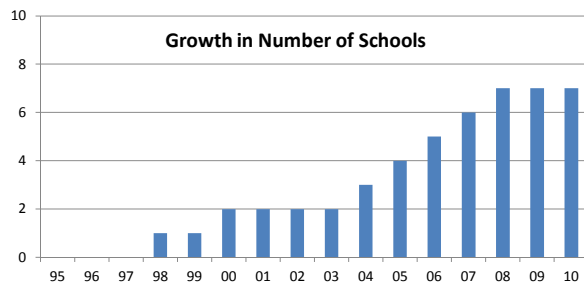
School Name	City	State	Year Founded	2010 Enrollment	Grades Served From To	Charter School	Virtual School	Made AYP	State Rating
Dr. David C Walker Elementary	San Antonio	TX	2006	167	4 6	CHARTER	No	Yes	Recognized
Dr. David M Copeland Elementary	San Antonio	TX	2007	335	k 3	CHARTER	No	Yes	Recognized
Dr. Harmon W Kelley Elementary	San Antonio	TX	1998	349	k 3	CHARTER	No	Yes	Recognized
Dr. James L Burch Elementary	San Antonio	TX	2000	265	4 6	CHARTER	No	Yes	Recognized
Dr. Paul S Saenz Junior High	San Antonio	TX	2005	196	7 9	CHARTER	No	Yes	Academically Unacceptable
Milton B Lee Academy of Science & Engineering	San Antonio	TX	2008	173	9 12	CHARTER	No	Yes	Recognized
Rick Hawkins High School	San Antonio	TX	2004	58	9 12	CHARTER	No	No	Academically Unacceptable

Total Number of Schools in 2010-2011= 7

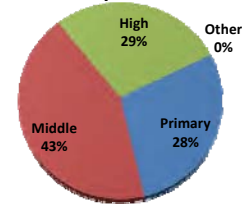
Number of States= 1

Total Enrollment= 1,543

Percent of Schools Making AYP= 85.7%



Distribution of Schools by Level



**Notes:**

a. Data for 1995 to 2009 are estimates for student growth based on the number of schools operating in those years  
b. 2010 refers to the 2010-2011 school year

Discontinued School Name	Reason No Longer Profiled

# Skyline Schools, Inc.

**Medium Company: Managing 4 to 9 Schools**

2010-11

**Address**  
17667 N. 91st Ave.  
Peoria, Arizona 85382

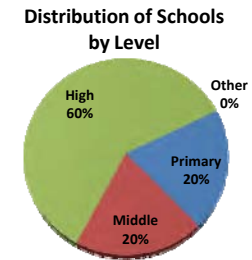
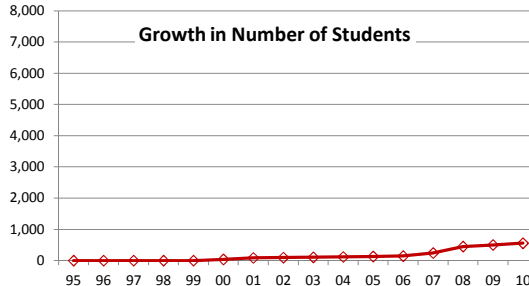
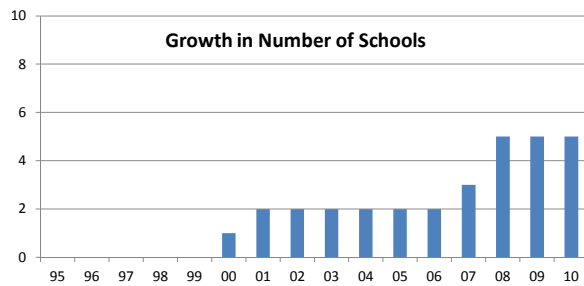
**Telephone and Fax**  
Phone (623) 385-3580  
Fax (623) 385-3615

**Website and e-mail**  
www.skylineschools.com  
rowens@skylineschools.com

**Year Founded**  
2000

School Name	City	State	Year Founded	2010 Enrollment	Grades Served From To	Charter School	Virtual School	Made AYP	State Rating
AZ Compass Prep School	Chandler	AZ	2008	72	7 12	CHARTER	No	Yes	Performing Plus
Skyline District 5	Bapchule	AZ	2008	125	5 8	CHARTER	No	Yes	Underperforming
Skyline Technical High School	Phoenix	AZ	2000	90	9 12	CHARTER	No	No	Performing Plus
Skyline West Prep School	Peoria	AZ	2001	139	9 12	CHARTER	No	No	Performing Plus
Vector Prep and Arts Academy	Chandler	AZ	2007	131	k 6	CHARTER	No	No	Performing Plus

**Total Number of Schools in 2010-2011= 5**      **Number of States= 1**      **Total Enrollment= 557**      **Percent of Schools Making AYP= 50.0%**



**Notes:**  
a. Data for 1995 to 2009 are estimates for student growth based on the number of schools operating in those years  
b. 2010 refers to the 2010-2011 school year

Discontinued School Name	Reason No Longer Profiled

## Southwest Winners Foundation, Inc.

**Medium Company:** Managing 4 to 9 Schools

2010-11

**Address**  
1258 Austin Hwy.  
San Antonio, TX 78209

**Telephone and Fax**  
Phone (210) 829-8017  
Fax (210) 829-8514

**Website and e-mail**  
www.swwf.org  
james.neal@swwf.org

**Year Founded**  
1998

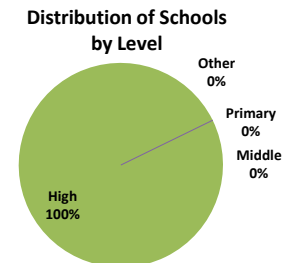
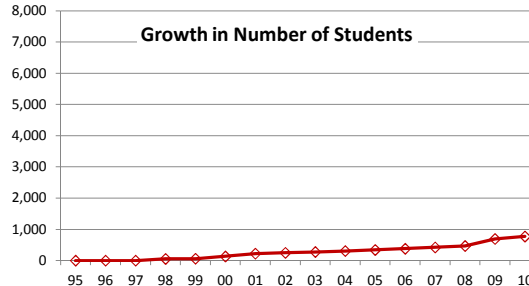
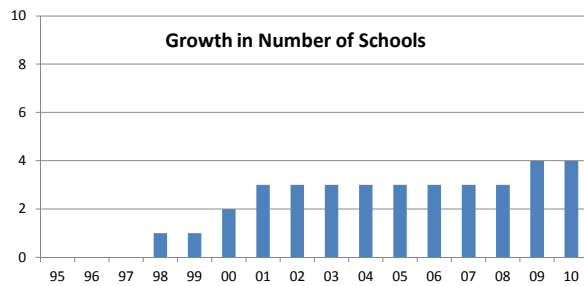
School Name	City	State	Year Founded	2010 Enrollment	Grades Served From To	Charter School	Virtual School	Made AYP	State Rating
New Directions	San Antonio	TX	2009	27	9 12	CHARTER	No	Yes	AEA: Academically Unacceptable
Southwest Preparatory Northeast	San Antonio	TX	1998	291	9 12	CHARTER	No	No	AEA: Academically Unacceptable
Southwest Preparatory Northwest	San Antonio	TX	2000	304	9 12	CHARTER	No	Yes	AEA: Academically Unacceptable
Southwest Preparatory Southeast	San Antonio	TX	2001	150	9 12	CHARTER	No	No	AEA: Academically Acceptable

Total Number of Schools in 2010-2011= 4

Number of States= 1

Total Enrollment= 772

Percent of Schools Making AYP= 50.0%



**Notes:**

- a. Data for 1995 to 2009 are estimates for student growth based on the number of schools operating in those years
- b. 2010 refers to the 2010-2011 school year

Discontinued School Name	Reason No Longer Profiled

# Student Alternatives Program Inc.

Medium Company: Managing 4 to 9 Schools

2010-11

**Address**  
1218 S. Presa Street  
San Antonio, Texas 78210

**Telephone and Fax**  
Phone (210) 227-0295  
Fax (210) 227-7879

**Website and e-mail**  
www.stdsapi.com  
stdtalt@aol.com

**Year Founded**  
1996

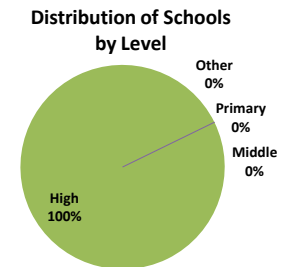
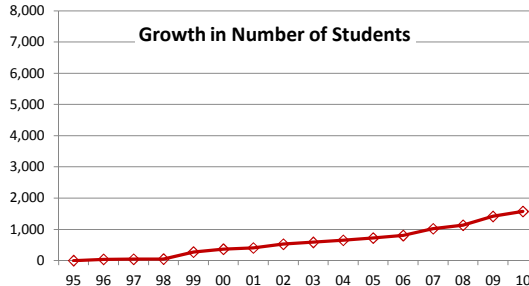
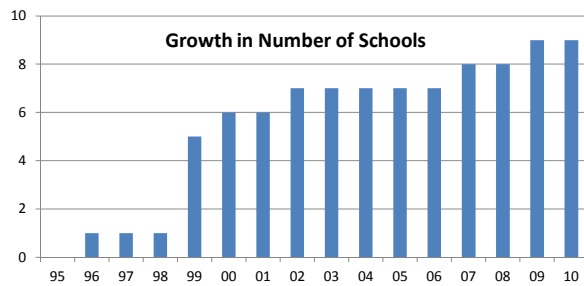
School Name	City	State	Year Founded	2010 Enrollment	Grades Served From To	Charter School	Virtual School	Made AYP	State Rating
Gateway Academy - Townlake	Laredo	TX	1999	305	9 12	CHARTER	No	Yes	AEA: Academically Acceptable
Gateway Academy (Sierra Vista)	Laredo	TX	2000	186	9 12	CHARTER	No	Yes	AEA: Academically Acceptable
La Feria Academy	La Feria	TX	1996	69	9 12	DISTRICT	No	Yes	AEA: Academically Acceptable
Mid Valley Academy McAllen	Mcallen	TX	2002	184	9 12	CHARTER	No	No	AEA: Academically Acceptable
Mid-valley Academy	Mercedes	TX	1999	80	9 12	CHARTER	No	No	AEA: Academically Acceptable
Mid-valley Academy (9-12)	San Benito	TX	2007	155	9 12	CHARTER	No	No	AEA: Academically Acceptable
Paseo Del Norte Acad Ysleta	El Paso	TX	2009	171	9 12	CHARTER	No	No	AEA: Academically Acceptable
Paseo Del Norte Academy	El Paso	TX	1999	204	9 12	CHARTER	No	Yes	AEA: Academically Acceptable
South Plains Academy	Lubbock	TX	1999	219	9 12	CHARTER	No	No	AEA: Academically Acceptable

Total Number of Schools in 2010-2011= 9

Number of States= 1

Total Enrollment= 1,573

Percent of Schools Making AYP= 44.4%



**Notes:**  
a. Data for 1995 to 2009 are estimates for student growth based on the number of schools operating in those years  
b. 2010 refers to the 2010-2011 school year

Discontinued School Name	Reason No Longer Profiled

# Success Charter Network

Medium Company: Managing 4 to 9 Schools

2010-11

**Address**

310 Lenox Avenue, 2nd Floor  
New York, NY 10027

**Telephone and Fax**

Phone (646) 597-4641  
Fax (646) 961-4739

**Website and e-mail**

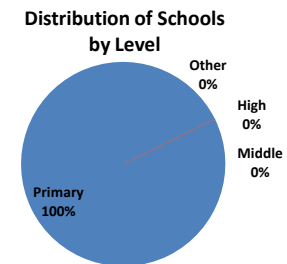
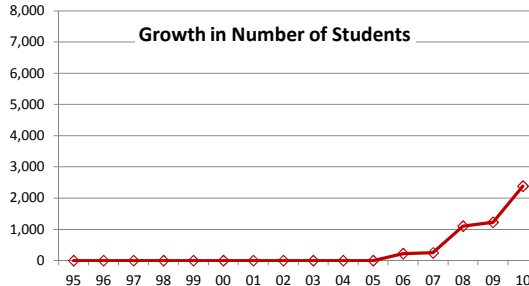
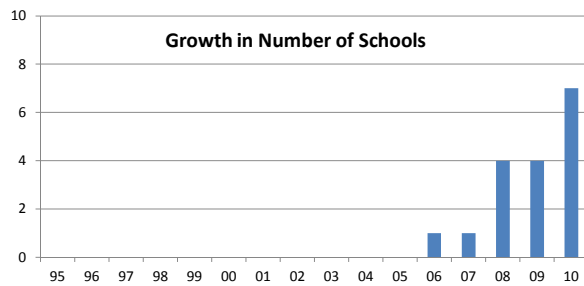
www.successcharters.org  
info@successcharters.org

**Year Founded**

2006

School Name	City	State	Year Founded	2010 Enrollment	Grades Served From To	Charter School	Virtual School	Made AYP	State Rating
Bronx Success Academy 1	Bronx	NY	2010	184	k 2	CHARTER	No		
Bronx Success Academy 2	Bronx	NY	2010	184	k 2	CHARTER	No		
Harlem Success Academy 1	New York	NY	2006	530	k 4	CHARTER	No	Yes	In good Standing
Harlem Success Academy 2	New York	NY	2008	476	k 4	CHARTER	No	Yes	In Good Standing
Harlem Success Academy 3	New York	NY	2008	468	k 4	CHARTER	No	Yes	In Good Standing
Harlem Success Academy 4	New York	NY	2008	363	k 4	CHARTER	No	Yes	In Good Standing
Harlem Success Academy 5	New York	NY	2010	180	k 2	CHARTER	No		

**Total Number of Schools in 2010-2011= 7**      **Number of States= 1**      **Total Enrollment= 2,385**      **Percent of Schools Making AYP= 100.0%**



**Notes:**

a. Data for 1995 to 2009 are estimates for student growth based on the number of schools operating in those years  
b. 2010 refers to the 2010-2011 school year

Discontinued School Name	Reason No Longer Profiled

# Tekoa Academy of Accelerated Studies

**Medium Company:** Managing 4 to 9 Schools

2010-11

**Address**  
326 Thomas Boulevard  
Port Arthur, TX 77640-5242

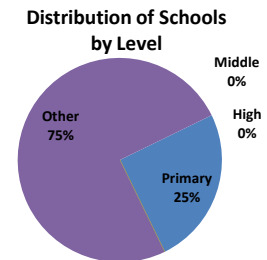
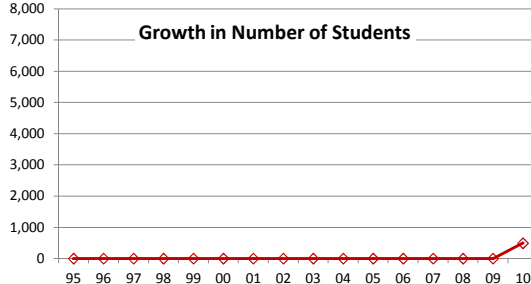
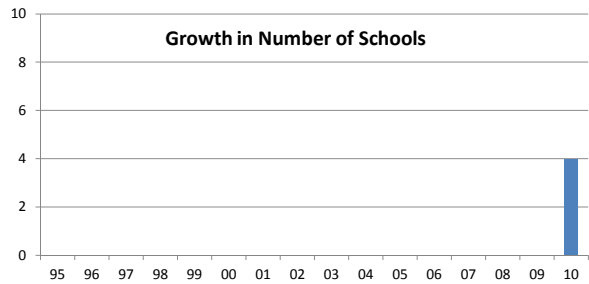
**Telephone and Fax**  
Phone 409-982-5400  
Fax 409-982-8498

**Website and e-mail**  
www.tekoacharterschool.org  
through website

**Year Founded**  
1999

School Name	City	State	Year Founded	2010 Enrollment	Grades Served From To	Charter School	Virtual School	Made AYP	State Rating
Tekoa Academy of Accelerated Studies	Port Arthur	TX	2010	56	k 12	CHARTER	No		
Tekoa Academy of Accelerated Studies	Port Arthur	TX	2010	65	k 12	CHARTER	No		
Tekoa Academy of Accelerated Studies	Orange	TX	2010	74	5	CHARTER	No	Yes	Exemplary
Tekoa Academy of Accelerated Studies	Port Arthur	TX	2010	298	k 12	CHARTER	No	Yes	Academically Acceptable

**Total Number of Schools in 2010-2011= 4**      **Number of States= 1**      **Total Enrollment= 493**      **Percent of Schools Making AYP= 100.0%**



**Notes:**  
a. Data for 1995 to 2009 are estimates for student growth based on the number of schools operating in those years  
b. 2010 refers to the 2010-2011 school year

Discontinued School Name	Reason No Longer Profiled

# The Charter Foundation, Inc.

**Medium Company:** Managing 4 to 9 Schools

2010-11

**Address**  
1150 N. Country Club Road Suite #10  
Tucson, AZ 85716

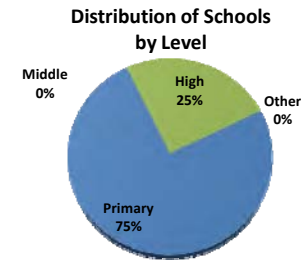
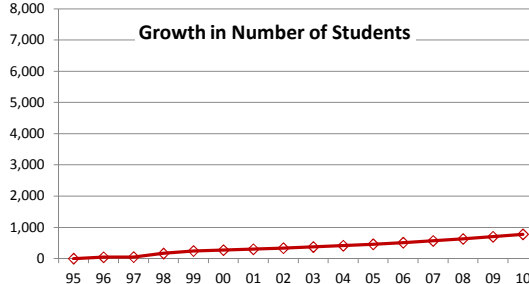
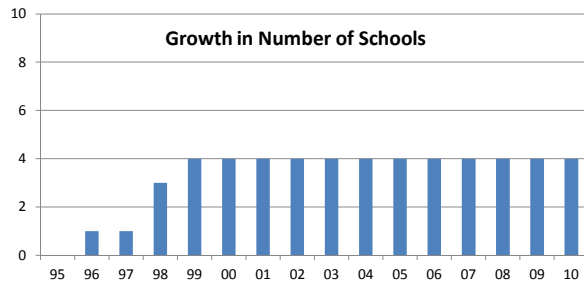
**Telephone and Fax**  
Phone 520-296-1100  
Fax 520-624-4376

**Website and e-mail**  
amerischools.org  
cmendoza@amerischools.org

**Year Founded**  
1996

School Name	City	State	Year Founded	2010 Enrollment	Grades Served From To	Charter School	Virtual School	Made AYP	State Rating
AmeriSchools - Camelback	Phoenix	AZ	1998	204	k 8	CHARTER	No	No	Performing Plus
AmeriSchools - Country Club	Tucson	AZ	1996	207	k 8	CHARTER	No	Yes	Performing Plus
AmeriSchools - Yuma	Yuma	AZ	1999	239	k 6	CHARTER	No	Yes	Performing Plus
AmeriSchools College Preparatory - Tucson	Tucson	AZ	1998	128	9 12	CHARTER	No		

**Total Number of Schools in 2010-2011= 4**      **Number of States= 1**      **Total Enrollment= 778**      **Percent of Schools Making AYP= 66.7%**



**Notes:**  
a. Data for 1995 to 2009 are estimates for student growth based on the number of schools operating in those years  
b. 2010 refers to the 2010-2011 school year

Discontinued School Name	Reason No Longer Profiled

# The Community Academy Public Charter School

**Medium Company:** Managing 4 to 9 Schools

2010-11

**Address**  
1351 Nicholson Street, NW  
Washington, DC 20011

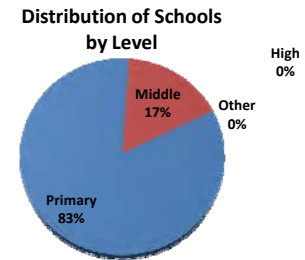
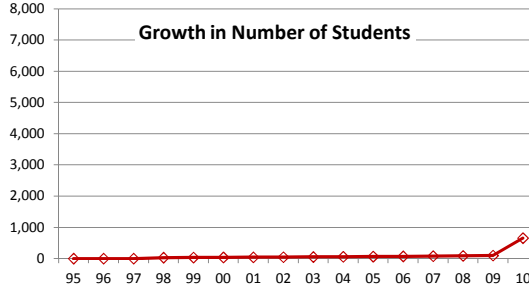
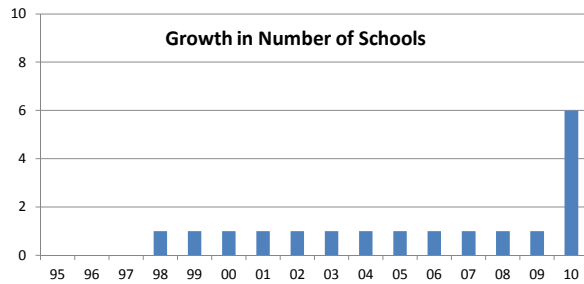
**Telephone and Fax**  
Phone 202-234-KIDS  
Fax 202-232-FAXX

**Website and e-mail**  
www.capcs.org  
info@capcs.org

**Year Founded**  
1998

School Name	City	State	Year Founded	2010 Enrollment	Grades Served From To	Charter School	Virtual School	Made AYP	State Rating
Ernest & Helene Amos Campus	Washington DC	DC	2005	46	k k	CHARTER	No		
Ernest & Virginia Amos Campus	Washington DC	DC	2008	242	k 5	CHARTER	No	No	
Ernest & Virginia Amos Middle Campus	Washington DC	DC	2008	114	6 8	CHARTER	No	No	
Gladys and Benjamin Amos 1 Campus	Washington DC	DC	1998	132	k 5	CHARTER	No	Yes	R1
Helen and Addison Rand Campus	Washington DC	DC	2005	68	k 5	CHARTER	No	No	
Odessa and Wilson Butler Bilingual Campus	Washington DC	DC	2004	53	k 5	CHARTER	No	Yes	

**Total Number of Schools in 2010-2011= 6**      **Number of States= 1**      **Total Enrollment= 655**      **Percent of Schools Making AYP= 40.0%**



**Notes:**

a. Data for 1995 to 2009 are estimates for student growth based on the number of schools operating in those years  
b. 2010 refers to the 2010-2011 school year

Discontinued School Name	Reason No Longer Profiled



# Trinity Charter Schools

Medium Company: Managing 4 to 9 Schools

2010-11

**Address**  
8305 Cross Park Drive  
Austin, Texas, 78754

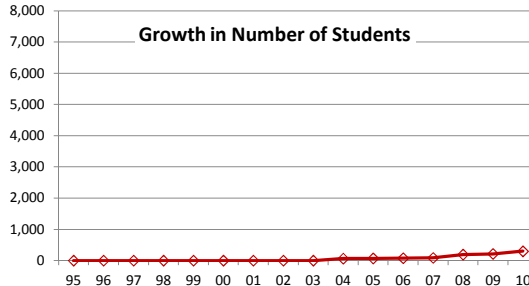
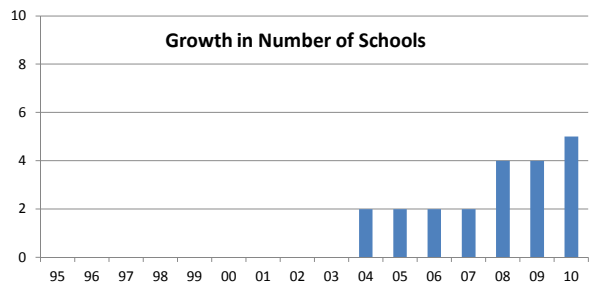
**Telephone and Fax**  
Phone (512) 459-1000  
Fax (512) 706-7596

**Website and e-mail**  
www.trinitycharterschools.org  
kellie.ragland@lsss.org

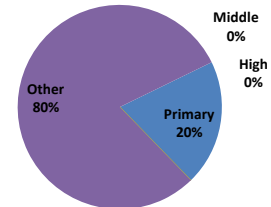
**Year Founded**  
2001

School Name	City	State	Year Founded	2010 Enrollment	Grades Served From To	Charter School	Virtual School	Made AYP	State Rating
Boys and Girls Harbor Academy	Laporte	TX	2008	29	k 8	CHARTER	No	Yes	AEA: Academically Acceptable
Cedar Crest TCS	Belton	TX	2010	79	2 12	CHARTER	No		AEA: Academically Unacceptable
Trinity Charter School - Canyon Lake	Canyon Lake	TX	2004	74	k 10	CHARTER	No	Yes	AEA: Academically Acceptable
Trinity Charter School - Denton	Denton	TX	2004	55	6 12	CHARTER	No	No	AEA: Academically Unacceptable
Trinity Charter School - Katy	Katy	TX	2008	61	6 12	CHARTER	No		AEA: Academically Acceptable

**Total Number of Schools in 2010-2011= 5**      **Number of States= 1**      **Total Enrollment= 298**      **Percent of Schools Making AYP= 66.7%**



Distribution of Schools by Level



**Notes:**

a. Data for 1995 to 2009 are estimates for student growth based on the number of schools operating in those years  
b. 2010 refers to the 2010-2011 school year

**Discontinued School Name**

Trinity Charter School - Austin

**Reason No Longer Profiled**

Texas AYP list

# Tucson International Academy, Inc.

**Medium Company:** Managing 4 to 9 Schools

2010-11

**Address**  
2700 W. Broadway Blvd.  
Tucson, Arizona 85745

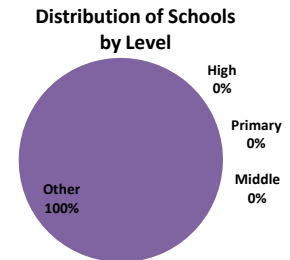
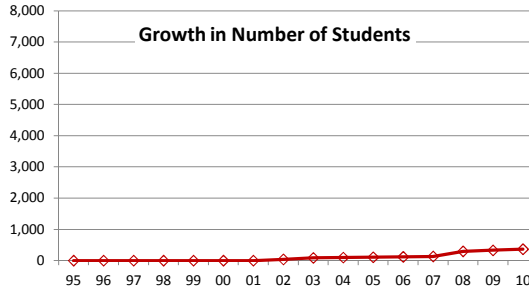
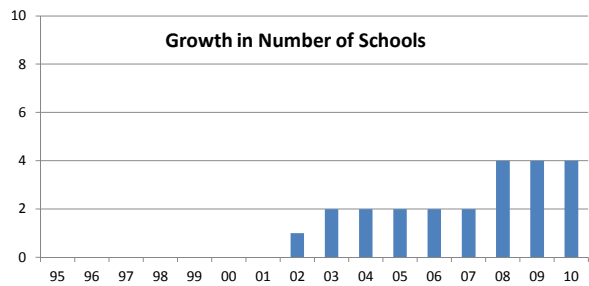
**Telephone and Fax**  
Phone (520) 792-3255  
Fax (520) 792-3245

**Website and e-mail**  
www.tucsoninternationalacademy.com  
JHerr520@aol.com

**Year Founded**  
2002

School Name	City	State	Year Founded	2010 Enrollment	Grades Served From To	Charter School	Virtual School	Made AYP	State Rating
TIA East	Tucson	AZ	2008	49	k 10	CHARTER	No	Yes	Performing
TIA West	Tucson	AZ	2008	135	k 12	CHARTER	No	Yes	Performing
Tucson International Academy - Broadway	Tucson	AZ	2002	130	k 12	CHARTER	No	Yes	Performing Plus
Tucson International Academy Midvale	Tucson	AZ	2003	52	k 12	CHARTER	No	Yes	Performing

**Total Number of Schools in 2010-2011= 4**      **Number of States= 1**      **Total Enrollment= 366**      **Percent of Schools Making AYP= 100.0%**



**Notes:**

a. Data for 1995 to 2009 are estimates for student growth based on the number of schools operating in those years  
b. 2010 refers to the 2010-2011 school year

Discontinued School Name	Reason No Longer Profiled

# Universal Companies, Inc.

**Medium Company: Managing 4 to 9 Schools**

2010-11

**Address**  
800 S. 15th Street  
Philadelphia, Pennsylvania 19146

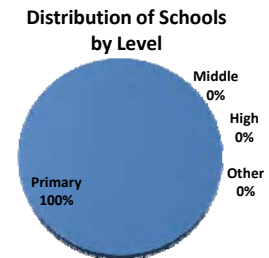
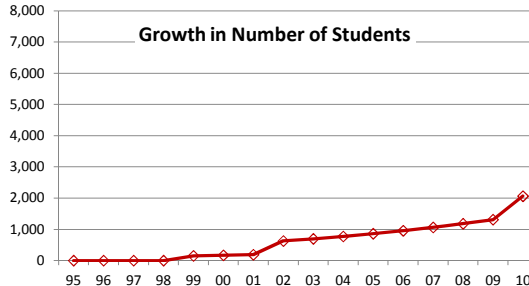
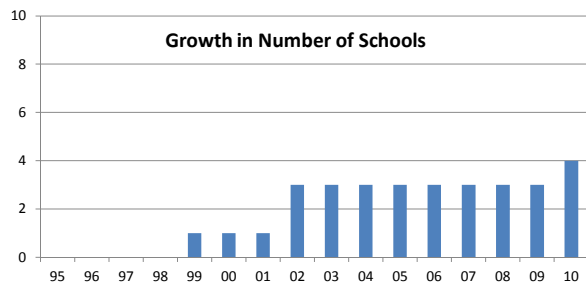
**Telephone and Fax**  
Phone 215-732-6518  
Fax 215-732-6519

**Website and e-mail**  
www.universalcompanies.org  
NONE

**Year Founded**  
1999

School Name	City	State	Year Founded	2010 Enrollment	Grades Served From To	Charter School	Virtual School	Made AYP	State Rating
Bluford Charter School	Philadelphia	PA	2010	557	k 6	CHARTER	No	No	Met Measure
Daroff Charter School	Philadelphia	PA	2010	616	k 8	CHARTER	No	No	Met Measure
Stanton Edwin M School	Philadelphia	PA	2002	244	k 8	DISTRICT	No	Yes	Met Measure
Universal Institute Charter School	Philadelphia	PA	1999	647	k 8	CHARTER	No	Yes	Met Measure

**Total Number of Schools in 2010-2011= 4**      **Number of States= 1**      **Total Enrollment= 2,064**      **Percent of Schools Making AYP= 50.0%**



**Notes:**  
a. Data for 1995 to 2009 are estimates for student growth based on the number of schools operating in those years  
b. 2010 refers to the 2010-2011 school year

Discontinued School Name	Reason No Longer Profiled
Edwin H. Vare Middle School	No longer listed on EMO website

# Winfree Academy Charter Schools

Medium Company: Managing 4 to 9 Schools

2010-11

**Address**

6221 Riverside Drive, #110  
Irving, Texas 75039

**Telephone and Fax**

Phone (972) 869-3250  
Fax (972) 869-3282

**Website and e-mail**

www.winfreeacademy.com  
admin@wacsd.com

**Year Founded**

2000

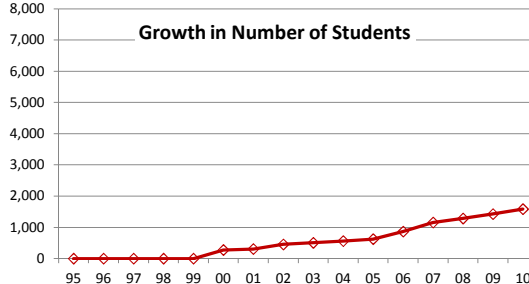
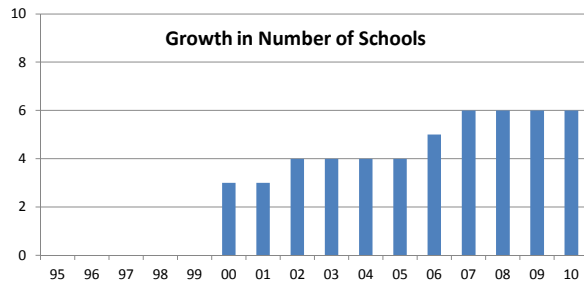
School Name	City	State	Year Founded	2010 Enrollment	Grades Served From To	Charter School	Virtual School	Made AYP	State Rating
Winfree Academy Denton	Denton	TX	2007	214	9 12	CHARTER	No	Yes	AEA: Academically Acceptable
Winfree Academy Grapevine	Grapevine	TX	2002	187	9 12	CHARTER	No	Yes	AEA: Academically Acceptable
Winfree Academy Irving	Irving	TX	2000	311	9 12	CHARTER	No	Yes	AEA: Academically Acceptable
Winfree Academy Lewisville	Lewisville	TX	2000	233	9 12	CHARTER	No	No	AEA: Academically Acceptable
Winfree Academy North Richland Hills	North Richland	TX	2000	345	9 12	CHARTER	No	No	AEA: Academically Acceptable
Winfree Academy Richardson	Richardson	TX	2006	296	9 12	CHARTER	No	No	AEA: Academically Acceptable

Total Number of Schools in 2010-2011= 6

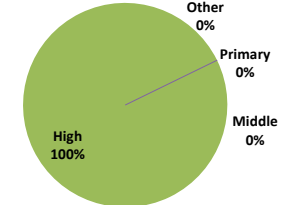
Number of States= 1

Total Enrollment= 1,586

Percent of Schools Making AYP= 50.0%



Distribution of Schools by Level



**Notes:**

a. Data for 1995 to 2009 are estimates for student growth based on the number of schools operating in those years  
b. 2010 refers to the 2010-2011 school year

**Discontinued School Name**

**Reason No Longer Profiled**

# YES Prep Public Schools

**Medium Company:** Managing 4 to 9 Schools

2010-11

**Address**

6201 Bonhomme, Suite 168N  
Houston, Texas 77036

**Telephone and Fax**

Phone (713) 574-7600  
Fax (713) 589-2502

**Website and e-mail**

www.yesprep.org  
receptionist@yesprep.org

**Year Founded**

1998

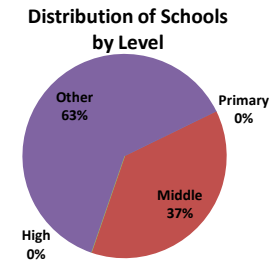
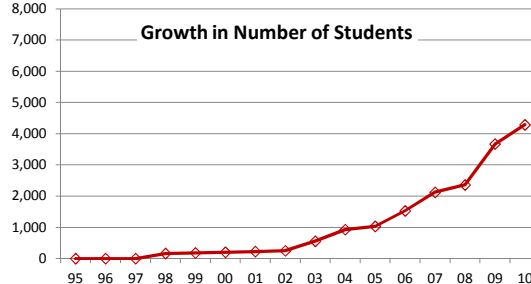
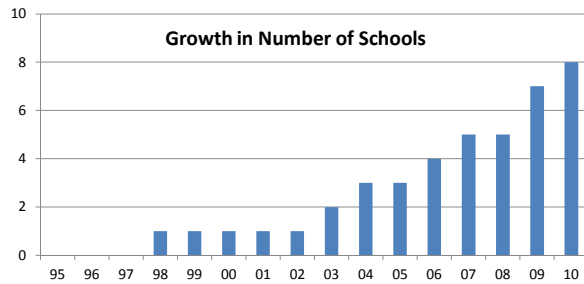
School Name	City	State	Year Founded	2010 Enrollment	Grades Served From To	Charter School	Virtual School	Made AYP	State Rating
YES Prep - West	Houston	TX	2009	294	6 7	CHARTER	No		Exemplary
YES Prep Brays Oaks	Houston	TX	2009	240	6 7	CHARTER	No		Recognized
YES Prep East End	Houston	TX	2006	684	6 11	CHARTER	No	Yes	Exemplary
YES Prep Lee - Gulfton	Houston	TX	2007	527	6 9	CHARTER	No	Yes	Exemplary
YES Prep North Central	Houston	TX	2003	823	6 12	CHARTER	No	Yes	Exemplary
YES Prep North Forest	Houston	TX	2010	208	6, 9	CHARTER	No		
YES Prep Southeast	Houston	TX	1998	821	6 12	CHARTER	No	Yes	Exemplary
YES Southwest	Houston	TX	2004	689	6 12	CHARTER	No	Yes	Exemplary

Total Number of Schools in 2010-2011= 8

Number of States= 1

Total Enrollment= 4,286

Percent of Schools Making AYP= 100.0%



**Notes:**

a. Data for 1995 to 2009 are estimates for student growth based on the number of schools operating in those years  
b. 2010 refers to the 2010-2011 school year

**Discontinued School Name**

**Reason No Longer Profiled**

# **Small Nonprofit Education Management Organizations**

Sorted in Alphabetical Order

## 100 Black Men Capitol Charter Initiative

**Address**  
2050 North Foster Drive  
Baton Rouge, LA 70806

**Telephone and Fax**  
Phone 225-356-9444  
Fax 225-356-9453

**Website and e-mail**  
www.100blackmenbr.org  
info@100bibr.brcoxmail.com

**Year Founded**  
2008

School Name	City	State	Year Founded	2010 Enrollment	Grades Served		Charter School	Virtual School	Made AYP	State Rating
					From	To				
Capitol Pre-College Academy for Boys	Baton Rouge	LA	2008	159	9	12	CHARTER	No	No	Academically Unacceptable
Capitol Pre-College Academy for Girls	Baton Rouge	LA	2008	159	9	12	CHARTER	No	No	Academically Unacceptable
<b>Total Number of Schools in 2010-2011= 2</b>		<b>Number of States= 1</b>		<b>Total Enrollment= 318</b>			<b>Percent of Schools Making AYP= 0.0%</b>			

**Notes:**

- a. Data for 1995 to 2009 are estimates for student growth based on the number of schools operating in those years
- b. 2010 refers to the 2010-2011 school year

Discontinued School Name	Reason No Longer Profiled

## Academies of Excellence, Inc.

**Address**  
303 West Moody Boulevard  
Bunnell, Florida 32110

**Telephone and Fax**  
Phone 386-586-7500  
Fax 386-845-9292

**Website and e-mail**  
www.academiesofexcellence.net  
vcole@aoeschools.com

**Year Founded**  
2002

School Name	City	State	Year Founded	2010 Enrollment	Grades Served		Charter School	Virtual School	Made AYP	State Rating
					From	To				
Heritage Academy K-12	Bunnell	FL	2005	196	k	5	CHARTER	No	No	
Boston Avenue Charter School	Deland	FL	2008	296	k	12	CHARTER	No	No	D
<b>Total Number of Schools in 2010-2011= 2</b>		<b>Number of States= 1</b>		<b>Total Enrollment= 492</b>			<b>Percent of Schools Making AYP= 0.0%</b>			

**Notes:**

- a. Data for 1995 to 2009 are estimates for student growth based on the number of schools operating in those years
- b. 2010 refers to the 2010-2011 school year

Discontinued School Name	Reason No Longer Profiled

## Academy of Excellence, Inc.

**Address**  
425 North 36th Street  
Phoenix, AZ 85008

**Telephone and Fax**  
Phone 602-389-4271  
Fax 602-389-4278

**Website and e-mail**  
www.academyofexcellenceaz.com  
dindi@aoephx.com

**Year Founded**  
1997

School Name	City	State	Year Founded	2010 Enrollment	Grades Served		Charter School	Virtual School	Made AYP	State Rating
					From	To				
Academy of Excellence	Phoenix	AZ	1998	124	k	8	CHARTER	No	Yes	Performing
Academy of Excellence- Central Arizona	Coolidge	AZ	2002	40	k	8	CHARTER	Yes	Yes	Performing
<b>Total Number of Schools in 2010-2011= 2</b>		<b>Number of States= 1</b>		<b>Total Enrollment= 164</b>			<b>Percent of Schools Making AYP= 100.0%</b>			

**Notes:**

- a. Data for 1995 to 2009 are estimates for student growth based on the number of schools operating in those years
- b. 2010 refers to the 2010-2011 school year

Discontinued School Name	Reason No Longer Profiled

## Academy of Tucson Inc.

**Address**  
10720 E. 22nd Street  
Tucson, Arizona 85748

**Telephone and Fax**  
Phone 520-773-0096  
Fax 520-733-0097

**Website and e-mail**  
www.academyoftucson.com  
bud@at.tuccoxmail.com

**Year Founded**  
1999

School Name	City	State	Year Founded	2010 Enrollment	Grades Served		Charter School	Virtual School	Made AYP	State Rating
					From	To				
Academy of Tucson High School	Tucson	AZ	1999	181	9	12	CHARTER	No	Yes	Excelling
Academy of Tucson Middle School	Tucson	AZ	2003	235	5	8	CHARTER	No	Yes	Excelling
Academy of Tucson Elementary School	Tucson	AZ	2005	258	k	4	CHARTER	No	Yes	Highly Performing
<b>Total Number of Schools in 2010-2011= 3</b>		<b>Number of States= 1</b>		<b>Total Enrollment= 674</b>			<b>Percent of Schools Making AYP= 100.0%</b>			

**Notes:**

- a. Data for 1995 to 2009 are estimates for student growth based on the number of schools operating in those years
- b. 2010 refers to the 2010-2011 school year

Discontinued School Name	Reason No Longer Profiled



## Advocacy for the Arts and Technology in New Orleans, Inc

**Address**  
1111 Milan Street  
New Orleans, LA 70115

**Telephone and Fax**  
Phone 504-891-1534  
Fax 504-891-1519

**Website and e-mail**  
www.atnola.com  
vaslane@bellsouth.net

**Year Founded**  
2006

School Name	City	State	Year Founded	2010 Enrollment	Grades Served		Charter School	Virtual School	Made AYP	State Rating
					From	To				
Crocker Arts and Technology School	New Orleans	LA	2008	223	k	3	CHARTER	No	Yes	Academic Watch
<b>Total Number of Schools in 2010-2011= 1</b>		<b>Number of States= 1</b>		<b>Total Enrollment= 223</b>		<b>Percent of Schools Making AYP= 100.0%</b>				

**Notes:**

- a. Data for 1995 to 2009 are estimates for student growth based on the number of schools operating in those years
- b. 2010 refers to the 2010-2011 school year

Discontinued School Name	Reason No Longer Profiled

## Albert Einstein Academy

**Address**  
3035 Ash Street  
San Diego, CA 92102

**Telephone and Fax**  
Phone 619-795-1190  
Fax 619-795-1180

**Website and e-mail**  
www.aeacs.org  
blewis@aeacs.org

**Year Founded**  
2002

School Name	City	State	Year Founded	2010 Enrollment	Grades Served		Charter School	Virtual School	Made AYP	State Rating
					From	To				
(Albert) Einstein Academy Charter	San Diego	CA	2005	477	K	5	CHARTER	No	Yes	Not in PI
Albert Einstein Academy Charter Middle	San Diego	CA	2005	284	6	8	CHARTER	No	Yes	Not in PI
<b>Total Number of Schools in 2010-2011= 2</b>		<b>Number of States= 1</b>		<b>Total Enrollment= 761</b>		<b>Percent of Schools Making AYP= 100.0%</b>				

**Notes:**

- a. Data for 1995 to 2009 are estimates for student growth based on the number of schools operating in those years
- b. 2010 refers to the 2010-2011 school year

Discontinued School Name	Reason No Longer Profiled

## Allsport Enterprises, Inc

**Address**  
265 W. Valencia Rd.  
Tucson, Arizona 85706

**Telephone and Fax**  
Phone 520-731-2150  
Fax 520-731-2160

**Website and e-mail**  
None  
moses5555@aol.com

**Year Founded**  
2007

School Name	City	State	Year Founded	2010 Enrollment	Grades Served From To	Charter School	Virtual School	Made AYP	State Rating
Allsport Academy	Tucson	AZ	2001	53	5 9	CHARTER	No	No	Underperforming
<b>Total Number of Schools in 2010-2011= 1</b>		<b>Number of States= 1</b>		<b>Total Enrollment= 53</b>		<b>Percent of Schools Making AYP= 0.0%</b>			

**Notes:**

- a. Data for 1995 to 2009 are estimates for student growth based on the number of schools operating in those years
- b. 2010 refers to the 2010-2011 school year

Discontinued School Name	Reason No Longer Profiled

## American Indian Public Charter School

**Address**  
3637 Magee Avenue  
Oakland CA 94619

**Telephone and Fax**  
Phone 510-482-6000  
Fax 510-482-6002

**Website and e-mail**  
www.aimschools.org  
aipsc@sbcglobal.net

**Year Founded**  
1996

School Name	City	State	Year Founded	2010 Enrollment	Grades Served From To	Charter School	Virtual School	Made AYP	State Rating
American Indian Public Charter School	Oakland	CA	1996	179	5 8	CHARTER	No	Yes	Not in PI
American Indian Public Charter School II	Oakland	CA	1996	169	5 8	CHARTER	No	Yes	Not in PI
American Indian Public High	Oakland	CA	1996	145	9 12	CHARTER	No	Yes	Not in PI
<b>Total Number of Schools in 2010-2011= 3</b>		<b>Number of States= 1</b>		<b>Total Enrollment= 493</b>		<b>Percent of Schools Making AYP= 100.0%</b>			

**Notes:**

- a. Data for 1995 to 2009 are estimates for student growth based on the number of schools operating in those years
- b. 2010 refers to the 2010-2011 school year

Discontinued School Name	Reason No Longer Profiled

**Arizona Academy of Leadership, Inc.**

**Address**  
 PO Box 22046  
 Tucson, Arizona 85706

**Telephone and Fax**  
 Phone 520-807-9668  
 Fax 520-807-9575

**Website and e-mail**  
 arizonaleader.com  
 info@arizonaleader.com

**Year Founded**  
 2007

School Name	City	State	Year Founded	2010 Enrollment	Grades Served		Charter School	Virtual School	Made AYP	State Rating
					From	To				
Arizona Academy of Leadership (South)	Tucson	AZ	2007	238	k	8	CHARTER	No	No	Performing
Arizona Academy of Leadership - Central	Tucson	AZ	2008	77	k	8	CHARTER	No	Yes	Performing
<b>Total Number of Schools in 2010-2011= 2</b>		<b>Number of States= 1</b>		<b>Total Enrollment= 315</b>		<b>Percent of Schools Making AYP= 50.0%</b>				

**Notes:**  
 a. Data for 1995 to 2009 are estimates for student growth based on the number of schools operating in those years  
 b. 2010 refers to the 2010-2011 school year

Discontinued School Name	Reason No Longer Profiled
Young Leaders Primary School	No longer listed on EMO website

**Arizona Agribusiness and Equine Center, Inc.**

**Address**  
 3636 N. Central, Suite 850  
 Phoenix, AZ 85012

**Telephone and Fax**  
 Phone 602-297-8500  
 Fax 602-297-8540

**Website and e-mail**  
 www.aaechighschools.com  
 info@aaechighschools.com

**Year Founded**  
 2004

School Name	City	State	Year Founded	2010 Enrollment	Grades Served		Charter School	Virtual School	Made AYP	State Rating
					From	To				
AAEC - SMCC Campus (South Mountain)	Phoenix	AZ	1997	352	9	12	CHARTER	No	Yes	Highly Performing
AAEC Paradise Valley	Phoenix	AZ	1998	243	9	12	CHARTER	No	Yes	Excelling
Arizona Agribusiness & Equine Center - Red Mountain	Mesa	AZ	2005	191	9	12	CHARTER	No	Yes	Excelling
<b>Total Number of Schools in 2010-2011= 3</b>		<b>Number of States= 1</b>		<b>Total Enrollment= 786</b>		<b>Percent of Schools Making AYP= 100.0%</b>				

**Notes:**  
 a. Data for 1995 to 2009 are estimates for student growth based on the number of schools operating in those years  
 b. 2010 refers to the 2010-2011 school year

Discontinued School Name	Reason No Longer Profiled
--------------------------	---------------------------

## Arizona Community Development Corporation

**Address**  
6400 E. Grant Rd Suite 120  
Tucson, AZ 85715

**Telephone and Fax**  
Phone 520-545-0575  
Fax 520-721-4263

**Website and e-mail**  
www.lpatucson.org  
jtrujillo-watins@lpatucson.org

**Year Founded**  
2002

School Name	City	State	Year Founded	2010 Enrollment	Grades Served		Charter School	Virtual School	Made AYP	State Rating
					From	To				
La Paloma Academy	Tucson	AZ	2002	676	k	8	CHARTER	No	No	Performing Plus
La Paloma Academy Lakeside	Tucson	AZ	2003	804	k	8	CHARTER	No	No	Performing
<b>Total Number of Schools in 2010-2011= 2</b>		<b>Number of States= 1</b>		<b>Total Enrollment= 1,480</b>		<b>Percent of Schools Making AYP= 0%</b>				

**Notes:**

- a. Data for 1995 to 2009 are estimates for student growth based on the number of schools operating in those years
- b. 2010 refers to the 2010-2011 school year

Discontinued School Name	Reason No Longer Profiled

## Ascend Learning, Inc

**Address**  
205 Rockaway Parkway  
Brooklyn, New York, 11212

**Telephone and Fax**  
Phone 347-464-7600  
Fax 718-240-9140

**Website and e-mail**  
ascendlearning.org  
info@ascendlearning.org

**Year Founded**  
2008

School Name	City	State	Year Founded	2010 Enrollment	Grades Served		Charter School	Virtual School	Made AYP	State Rating
					From	To				
Brownsville Ascend Charter School	Brooklyn	NY	2009	249	k	1	CHARTER	No	Yes	Subject to Charter School Law Provisions
Bushwick Ascend Charter School	Brooklyn	NY	2010	204	k	1	CHARTER	No		
Brooklyn Ascend Charter School (BACS)	Brooklyn	NY	2008	550	k	3	CHARTER	No	Yes	Good Standing
<b>Total Number of Schools in 2010-2011= 3</b>		<b>Number of States= 1</b>		<b>Total Enrollment= 1,003</b>		<b>Percent of Schools Making AYP= 100.0%</b>				

**Notes:**

- a. Data for 1995 to 2009 are estimates for student growth based on the number of schools operating in those years
- b. 2010 refers to the 2010-2011 school year

Discontinued School Name	Reason No Longer Profiled

## Association for Development of Academic Excellence

**Address**  
8415 W Belfort  
Houston, TX 77071

**Telephone and Fax**  
Phone 713-270-5994  
Fax 713-270-1302

**Website and e-mail**  
gbprep.com  
NONE

**Year Founded**  
1998

School Name	City	State	Year Founded	2010 Enrollment	Grades Served		Charter School	Virtual School	Made AYP	State Rating
					From	To				
Girls and Boys Preparatory Academy Elementary	Houston	TX	1996	469	k	4	CHARTER	No	Yes	Recognized
Girls and Boys Preparatory Academy Middle School	Houston	TX	1996	170	5	8	CHARTER	No	Yes	Academically Acceptable
Girls and Boys Preparatory High School	Houston	TX	1996	160	9	12	CHARTER	No	Yes	Academically Acceptable
<b>Total Number of Schools in 2010-2011= 3</b>		<b>Number of States= 1</b>		<b>Total Enrollment= 799</b>			<b>Percent of Schools Making AYP= 100.0%</b>			

**Notes:**

- a. Data for 1995 to 2009 are estimates for student growth based on the number of schools operating in those years
- b. 2010 refers to the 2010-2011 school year

Discontinued School Name	Reason No Longer Profiled

## BASIS School, Inc.

**Address**  
11440 N. 136th Street  
Scottsdale, Arizona 85259

**Telephone and Fax**  
Phone 480-451-7500  
Fax 480-451-4555

**Website and e-mail**  
www.basisschools.org  
info@basisscottsdale.org

**Year Founded**  
1998

School Name	City	State	Year Founded	2010 Enrollment	Grades Served		Charter School	Virtual School	Made AYP	State Rating
					From	To				
BASIS Tucson (Lower School and Upper School)	Tucson	AZ	1998	670	5	12	CHARTER	No	Yes	Excelling
BASIS Scottsdale	Scottsdale	AZ	2003	647	5	12	CHARTER	No	Yes	Excelling
Basis Oro Valley	Oro Valley	AZ	2010	546	5	11	CHARTER	No	Yes	
<b>Total Number of Schools in 2010-2011= 3</b>		<b>Number of States= 1</b>		<b>Total Enrollment= 1,863</b>			<b>Percent of Schools Making AYP= 100.0%</b>			

**Notes:**

- a. Data for 1995 to 2009 are estimates for student growth based on the number of schools operating in those years
- b. 2010 refers to the 2010-2011 school year

Discontinued School Name	Reason No Longer Profiled

## Bay Area Charter School, Inc.

**Address**  
P.O. Box 2126  
League City, TX 77574

**Telephone and Fax**  
Phone 281-316-0001  
Fax 281-316-0018

**Website and e-mail**  
bayareacharter.com  
rperez@bayareacharter.com

**Year Founded**  
1998

School Name	City	State	Year Founded	2010 Enrollment	Grades Served		Charter School	Virtual School	Made AYP	State Rating
					From	To				
Ed White Memorial High School	League City	TX	1998	78	8	12	CHARTER	No	Yes	AEA: Academically Acceptable Recognized
Bay Area Charter Elementary School	El Lago	TX	2000	249	k	6	CHARTER	No	Yes	
Bay Area Charter Middle School	Dickinson	TX	2004	40	6	8	CHARTER	No	Yes	
<b>Total Number of Schools in 2010-2011= 3</b>			<b>Number of States= 1</b>	<b>Total Enrollment= 367</b>			<b>Percent of Schools Making AYP= 100.0%</b>			

**Notes:**

- a. Data for 1995 to 2009 are estimates for student growth based on the number of schools operating in those years
- b. 2010 refers to the 2010-2011 school year

Discontinued School Name	Reason No Longer Profiled

## Beacon Education Network

**Address**  
280 Main Street  
Watshonville, CA 95076

**Telephone and Fax**  
Phone 831-728-6208  
Fax 215-898-2687

**Website and e-mail**  
www.beaconed.org  
jzac.stein@beaconed.org

**Year Founded**  
2006

School Name	City	State	Year Founded	2010 Enrollment	Grades Served		Charter School	Virtual School	Made AYP	State Rating
					From	To				
Ceiba College Preparatory Academy	Watsonville	CA	2006	246	6	8	CHARTER	No	Yes	Not Title 1
<b>Total Number of Schools in 2010-2011= 1</b>			<b>Number of States= 1</b>	<b>Total Enrollment= 246</b>			<b>Percent of Schools Making AYP= 100.0%</b>			

**Notes:**

- a. Data for 1995 to 2009 are estimates for student growth based on the number of schools operating in those years
- b. 2010 refers to the 2010-2011 school year

Discontinued School Name	Reason No Longer Profiled

## Beginning with Children Foundation

**Address**  
575 Lexington Ave  
New York, NY 10022

**Telephone and Fax**  
Phone 212-750-9320  
Fax 212-753-5927

**Website and e-mail**  
www.bwcf.org  
ktemple@bwcf.org

**Year Founded**  
1989

School Name	City	State	Year Founded	2010 Enrollment	Grades Served		Charter School	Virtual School	Made AYP	State Rating
					From	To				
Community Partnership Charter School	Brooklyn	NY	2000	298	k	6	CHARTER	No	Yes	In Good Standing
Beginning with Children Charter School	Brooklyn	NY	2001	450	k	8	CHARTER	No	No	In Good Standing
<b>Total Number of Schools in 2010-2011= 2</b>		<b>Number of States= 1</b>		<b>Total Enrollment= 748</b>		<b>Percent of Schools Making AYP= 50.0%</b>				

**Notes:**

- a. Data for 1995 to 2009 are estimates for student growth based on the number of schools operating in those years
- b. 2010 refers to the 2010-2011 school year

Discontinued School Name	Reason No Longer Profiled

## Believe High School Network

**Address**  
198 Varet Street, 8th floor  
Brooklyn, NY 11206

**Telephone and Fax**  
Phone 347-464-7601  
Fax 347-464-7602

**Website and e-mail**  
www.believeschools.org  
contact@believeschools.org

**Year Founded**  
2008

School Name	City	State	Year Founded	2010 Enrollment	Grades Served		Charter School	Virtual School	Made AYP	State Rating
					From	To				
Believe Northside Charter High School	Brooklyn	NY	2009	200	9	9	CHARTER	No	Yes	Subject to Charter School Law
Believe Southside Charter High School	Brooklyn	NY	2009	200	9	9	CHARTER	No	Yes	Subject to Charter School Law Provisions
<b>Total Number of Schools in 2010-2011= 2</b>		<b>Number of States= 1</b>		<b>Total Enrollment= 400</b>		<b>Percent of Schools Making AYP= 100.0%</b>				

**Notes:**

- a. Data for 1995 to 2009 are estimates for student growth based on the number of schools operating in those years
- b. 2010 refers to the 2010-2011 school year

Discontinued School Name	Reason No Longer Profiled

## Betty Shabazz International Charter School

**Address**  
7823 S. Ellis Ave  
Chicago, IL 60619

**Telephone and Fax**  
Phone 773-651-2425  
Fax 773-944-3591

**Website and e-mail**  
www.bsics.net  
info@bsics.org

**Year Founded**  
1998

School Name	City	State	Year Founded	2010 Enrollment	Grades Served From To	Charter School	Virtual School	Made AYP	State Rating
Betty Shabazz Academy of Betty Shabazz Int'l	Chicago	IL	1998	304	k 8	CHARTER	No	No	AEWS
DuSable Leadership Academy of Betty Shabazz Int'l	Chicago	IL	2005	372	9 12	CHARTER	No	No	AEWS
Barbara A. Sizemore Academy of Betty Shabazz Int'l	Chicago	IL	2005	203	k 5	CHARTER	No	No	AEWS
<b>Total Number of Schools in 2010-2011= 3</b>			<b>Number of States= 1</b>	<b>Total Enrollment= 879</b>		<b>Percent of Schools Making AYP= 0.0%</b>			

**Notes:**

- a. Data for 1995 to 2009 are estimates for student growth based on the number of schools operating in those years
- b. 2010 refers to the 2010-2011 school year

Discontinued School Name	Reason No Longer Profiled

## Blueprint Education

**Address**  
5651 W. Talavi Blvd, Suite 170  
Glendale, AZ 85306

**Telephone and Fax**  
Phone 602-674-5555  
Fax 602-943-9700

**Website and e-mail**  
www.blueprinteducation.org  
email@blueprinteducation.org

**Year Founded**  
1969

School Name	City	State	Year Founded	2010 Enrollment	Grades Served From To	Charter School	Virtual School	Made AYP	State Rating
Hope High School	Phoenix	AZ	2003	157	9 12	CHARTER	No	No	Performing
Hope High School Online	Glendale	AZ	2003	75	9 12	CHARTER	Yes	Yes	
Blueprint High School	Chandler	AZ	2009	47	9 12	CHARTER	No	Yes	Performing
<b>Total Number of Schools in 2010-2011= 3</b>			<b>Number of States= 1</b>	<b>Total Enrollment= 279</b>		<b>Percent of Schools Making AYP= 66.7%</b>			

**Notes:**

- a. Data for 1995 to 2009 are estimates for student growth based on the number of schools operating in those years
- b. 2010 refers to the 2010-2011 school year

Discontinued School Name	Reason No Longer Profiled



## Bright Star Schools

**Address**  
2636 Mansfield Avenue  
Los Angeles, CA 90016

**Telephone and Fax**  
Phone 323-954-9957  
Fax 323-954-6415

**Website and e-mail**  
www.brightstarschools.org  
info@brightstarschools.org

**Year Founded**  
2003

School Name	City	State	Year Founded	2010	Grades Served		Charter School	Virtual School	Made AYP	State Rating
				Enrollment	From	To				
Stella Middle Charter Academy	Los Angeles	CA	2003	505	5	8	CHARTER	No	No	Not in PI
Bright Star Secondary Charter Academy	Los Angeles	CA	2006	246	9	12	CHARTER	No	Yes	Not in PI
<b>Total Number of Schools in 2010-2011= 2</b>		<b>Number of States= 1</b>		<b>Total Enrollment= 751</b>			<b>Percent of Schools Making AYP= 50.0%</b>			

**Notes:**

- a. Data for 1995 to 2009 are estimates for student growth based on the number of schools operating in those years
- b. 2010 refers to the 2010-2011 school year

Discontinued School Name	Reason No Longer Profiled

## Brighter Choice Charter Schools

**Address**  
250 Central Avenue  
Albany, NY 12206

**Telephone and Fax**  
Phone 518-694-4100  
Fax 518-694-4123

**Website and e-mail**  
www.brighterchoice.org  
NONE

**Year Founded**  
2002

School Name	City	State	Year Founded	2010	Grades Served		Charter School	Virtual School	Made AYP	State Rating
				Enrollment	From	To				
Brighter Choice School for Girls	Albany	NY	2002	233	k	4	CHARTER	No	Yes	In Good Standing
Brighter Choice School for Boys	Albany	NY	2007	234	k	4	CHARTER	No	Yes	In Good Standing
<b>Total Number of Schools in 2010-2011= 2</b>		<b>Number of States= 1</b>		<b>Total Enrollment= 467</b>			<b>Percent of Schools Making AYP= 100.0%</b>			

**Notes:**

- a. Data for 1995 to 2009 are estimates for student growth based on the number of schools operating in those years
- b. 2010 refers to the 2010-2011 school year

Discontinued School Name	Reason No Longer Profiled

## Buckeye On-line School for Success

<b>Address</b> 119 East Fifth Street East Liverpool, OH 43920	<b>Telephone and Fax</b> Phone 866-642-9237 Fax 330-385-4535	<b>Website and e-mail</b> http://www.go2boss.com/ info@go2boss.com	<b>Year Founded</b> 2004
---	--	--	-----------------------------

School Name	City	State	Year Founded	2010 Enrollment	Grades Served From To	Charter School	Virtual School	Made AYP	State Rating
Buckeye On-line School for Success	East Liverpool	OH	2004	1624	k 12	CHARTER	Yes	No	Academic Watch
<b>Total Number of Schools in 2010-2011= 1</b>		<b>Number of States= 1</b>		<b>Total Enrollment= 1,624</b>		<b>Percent of Schools Making AYP= 0.0%</b>			

**Notes:**

- a. Data for 1995 to 2009 are estimates for student growth based on the number of schools operating in those years
- b. 2010 refers to the 2010-2011 school year

Discontinued School Name	Reason No Longer Profiled

## CAFA, Inc.

<b>Address</b> 1120 S. Gilbert Road Gilbert, AZ 85296	<b>Telephone and Fax</b> Phone 480-635-1900 Fax 480-635-1906	<b>Website and e-mail</b> None TFlynn@lfapa.org	<b>Year Founded</b> 2002
---	--	---	-----------------------------

School Name	City	State	Year Founded	2010 Enrollment	Grades Served From To	Charter School	Virtual School	Made AYP	State Rating
Learning Foundation Performing Arts School	Mesa	AZ	2003	152	k 12	CHARTER	No	Yes	Performing
Learning Foundation and Performing Arts Alta Mesa	Mesa	AZ	2006	144	k 12	CHARTER	No	Yes	Performing Plus
Learning Foundation and Performing Arts Gilbert	Gilbert	AZ	2006	307	k 12	CHARTER	No	Yes	Performing Plus
<b>Total Number of Schools in 2010-2011= 3</b>		<b>Number of States= 1</b>		<b>Total Enrollment= 603</b>		<b>Percent of Schools Making AYP= 100.0%</b>			

**Notes:**

- a. Data for 1995 to 2009 are estimates for student growth based on the number of schools operating in those years
- b. 2010 refers to the 2010-2011 school year

Discontinued School Name	Reason No Longer Profiled

## Calvin Nelms Charter Schools

**Address**  
20625 Clay Road  
Katy, TX 77449

**Telephone and Fax**  
Phone 281-398-8031  
Fax 281-398-8032

**Website and e-mail**  
cnchs.net  
vfuentes@cnchs.net

**Year Founded**  
1999

School Name	City	State	Year Founded	2010 Enrollment	Grades Served From To	Charter School	Virtual School	Made AYP	State Rating
Calvin Nelms High School	Katy	TX	1999	156	9 12	CHARTER	No	Yes	AEA: Academically Acceptable
Calvin Nelms Middle School	Katy	TX	1999	51	5 8	CHARTER	No	Yes	Academically Acceptable
Calvin Nelms Northwest	Hempstead	TX	1999	53	K 12	CHARTER	No	Yes	AEA: Academically Acceptable
<b>Total Number of Schools in 2010-2011= 3</b>		<b>Number of States= 1</b>		<b>Total Enrollment= 260</b>		<b>Percent of Schools Making AYP= 100.0%</b>			

**Notes:**

- a. Data for 1995 to 2009 are estimates for student growth based on the number of schools operating in those years
- b. 2010 refers to the 2010-2011 school year

Discontinued School Name	Reason No Longer Profiled

## Catalyst Schools

**Address**  
5608 W. Washington Blvd  
Chicago, IL 60644

**Telephone and Fax**  
Phone 773-295-7001  
Fax 773-897-5821

**Website and e-mail**  
www.catalystschools.org  
info@catalystschools.org

**Year Founded**  
1995

School Name	City	State	Year Founded	2010 Enrollment	Grades Served From To	Charter School	Virtual School	Made AYP	State Rating
Circle Rock Charter	Chicago	IL	2007	504	k 8	CHARTER	No	No	Fully Recognized
Howland Campus	Chicago	IL	2006	504	k 8	CHARTER	No	No	
<b>Total Number of Schools in 2010-2011= 2</b>		<b>Number of States= 1</b>		<b>Total Enrollment= 1,008</b>		<b>Percent of Schools Making AYP= 0.0%</b>			

**Notes:**

- a. Data for 1995 to 2009 are estimates for student growth based on the number of schools operating in those years
- b. 2010 refers to the 2010-2011 school year

Discontinued School Name	Reason No Longer Profiled

### César Chávez Public Charter Schools

**Address**  
709 12th Street SE  
Washington, DC 20003

**Telephone and Fax**  
Phone 202-547-3975  
Fax 202-547-3449

**Website and e-mail**  
www.cesarchavezhs.org  
irasema.salcido@chavezschools.org

**Year Founded**  
1998

School Name	City	State	Year Founded	2010 Enrollment	Grades Served		Charter School	Virtual School	Made AYP	State Rating
					From	To				
(Cesar) Chavez Capitol Hill Campus	Washington DC	DC	1998	84	9	12	CHARTER	No	No	R1
Chavez Parkside Campus	Washington DC	DC	2004	413	9	12	CHARTER	No	No	R2
Chavez Prep (Cesar Chavez Bruce Campus)	Washington DC	DC	2007	206	6	9	CHARTER	No	No	C
<b>Total Number of Schools in 2010-2011= 3</b>		<b>Number of States= 1</b>		<b>Total Enrollment= 703</b>		<b>Percent of Schools Making AYP= 0.0%</b>				

**Notes:**

- a. Data for 1995 to 2009 are estimates for student growth based on the number of schools operating in those years
- b. 2010 refers to the 2010-2011 school year

Discontinued School Name	Reason No Longer Profiled

### Cesar Chavez School Network

**Address**  
2500 West 18th St  
Pueblo, CO 81003

**Telephone and Fax**  
Phone 719-295-1623  
Fax 719-295-1625

**Website and e-mail**  
www.ccacentral.org  
rrodriguez@cca-denver.org

**Year Founded**  
2005

School Name	City	State	Year Founded	2010 Enrollment	Grades Served		Charter School	Virtual School	Made AYP	State Rating
					From	To				
Cesar Chavez Academy	Pueblo	CO	2000	869	k	8	CHARTER	No	No	Priority Improvement
Dolores Huerta Preparatory High School	Pueblo	CO	2004	358	9	12	CHARTER	No	No	Improvement
Cesar Chavez Academy-Denver	Denver	CO	2009	415	k	8	CHARTER	No	No	Improvement
<b>Total Number of Schools in 2010-2011= 3</b>		<b>Number of States= 1</b>		<b>Total Enrollment= 1,642</b>		<b>Percent of Schools Making AYP= 0.0%</b>				

**Notes:**

- a. Data for 1995 to 2009 are estimates for student growth based on the number of schools operating in those years
- b. 2010 refers to the 2010-2011 school year

Discontinued School Name	Reason No Longer Profiled
Cesar Chavez Colorado Springs - Central	This school closed in 2009

## City Neighbors, Inc

**Address**  
4301 Raspe Ave  
Baltimore, MD 21206

**Telephone and Fax**  
Phone 410-325-2627  
Fax 410-325-2489

**Website and e-mail**  
www.cityneighbors.org  
contact@cityneighbors.org

**Year Founded**  
2005

School Name	City	State	Year Founded	2010 Enrollment	Grades Served		Charter School	Virtual School	Made AYP	State Rating
					From	To				
City Neighbors Charter School	Baltimore	MD	2005	176	k	8	CHARTER	No	No	School Identified for Improvement: No
City Neighbors Hamilton	Baltimore	MD	2009	88	k	3	CHARTER	No	No	School Identified for Improvement: No
City Neighbors High	Baltimore	MD	2010	80	9	9	CHARTER	No	No	
<b>Total Number of Schools in 2010-2011= 3</b>		<b>Number of States= 1</b>		<b>Total Enrollment= 344</b>			<b>Percent of Schools Making AYP= 0.0%</b>			

**Notes:**

- a. Data for 1995 to 2009 are estimates for student growth based on the number of schools operating in those years
- b. 2010 refers to the 2010-2011 school year

Discontinued School Name	Reason No Longer Profiled

## Civicorps Schools

**Address**  
101 Myrtle Street  
Oakland, California 94607

**Telephone and Fax**  
Phone 510-992-7800  
Fax 510-992-7950

**Website and e-mail**  
www.cvcorps.org  
info@cvcorps.org

**Year Founded**  
1983

School Name	City	State	Year Founded	2010 Enrollment	Grades Served		Charter School	Virtual School	Made AYP	State Rating
					From	To				
Civicorps Corpsmember Academy	Oakland	CA	2010	82	9	12	CHARTER	No	No	Not Title 1
Civicorps Elementary	Oakland	CA	2010	147	k	5	CHARTER	No	No	Not in PI
Civicorps Middle	Oakland	CA	2010	28	5	8	CHARTER	No	No	Not Title 1
<b>Total Number of Schools in 2010-2011= 3</b>		<b>Number of States= 1</b>		<b>Total Enrollment= 257</b>			<b>Percent of Schools Making AYP= 0.0%</b>			

**Notes:**

- a. Data for 1995 to 2009 are estimates for student growth based on the number of schools operating in those years
- b. 2010 refers to the 2010-2011 school year

Discontinued School Name	Reason No Longer Profiled

## Civitas Schools

**Address**  
1033 W. Van Buren St, Suite 640  
Chicago, IL 60607

**Telephone and Fax**  
Phone 312-733-6790  
Fax 312-733-8470

**Website and e-mail**  
www.civitasschools.org  
info@civitasschools.org

**Year Founded**  
2004

School Name	City	State	Year Founded	2010 Enrollment	Grades Served		Charter School	Virtual School	Made AYP	State Rating
					From	To				
Chicago International Charter School - North Academy Campus	Chicago	IL	2003	716	9	12	CHARTER	No	No	AWS
Chicago International Charter School - Wrightwood Campus	Chicago	IL	2005	716	k	7	CHARTER	No	No	AWS
Chicago International Charter School - Ralph Ellison Campus	Chicago	IL	2006	716	9	12	CHARTER	No	No	AWS
<b>Total Number of Schools in 2010-2011= 3</b>		<b>Number of States= 1</b>		<b>Total Enrollment= 2,148</b>		<b>Percent of Schools Making AYP= 0.0%</b>				

**Notes:**

- a. Data for 1995 to 2009 are estimates for student growth based on the number of schools operating in those years
- b. 2010 refers to the 2010-2011 school year

Discontinued School Name	Reason No Longer Profiled

## Community & Economic Development Organization of Gadsden County, Inc.

**Address**  
20 E. Washington Street  
Quincy, Florida 32351

**Telephone and Fax**  
Phone 850-627-7656  
Fax 850-875-1403

**Website and e-mail**  
www.crossroad.gcps.k12.fl.us  
through website

**Year Founded**  
1982

School Name	City	State	Year Founded	2010 Enrollment	Grades Served		Charter School	Virtual School	Made AYP	State Rating
					From	To				
Crossroad Academy Charter School of Business	Quincy	FL	2001	284	k	6	CHARTER	No	No	A
<b>Total Number of Schools in 2010-2011= 1</b>		<b>Number of States= 1</b>		<b>Total Enrollment= 284</b>		<b>Percent of Schools Making AYP= 0.0%</b>				

**Notes:**

- a. Data for 1995 to 2009 are estimates for student growth based on the number of schools operating in those years
- b. 2010 refers to the 2010-2011 school year

Discontinued School Name	Reason No Longer Profiled

## Community Learning Center Schools Inc

**Address**  
210 Central Ave Room 603  
Alameda, CA 94501

**Telephone and Fax**  
Phone 510-748 - 4008  
Fax 510-864-4281

**Website and e-mail**  
www.clcschools.org  
paul.bentz@clcschools.org

**Year Founded**  
1997

School Name	City	State	Year Founded	2010 Enrollment	Grades Served		Charter School	Virtual School	Made AYP	State Rating
					From	To				
Alameda Community Learning Center	Alameda	CA	2006	273	7	12	CHARTER	No	Yes	Not Title 1
Nea Community Learning Center	Alameda	CA	2006	340	k	12	CHARTER	No	No	Not Title 1
<b>Total Number of Schools in 2010-2011= 2</b>		<b>Number of States= 1</b>		<b>Total Enrollment= 613</b>		<b>Percent of Schools Making AYP= 50.0%</b>				

**Notes:**

- a. Data for 1995 to 2009 are estimates for student growth based on the number of schools operating in those years
- b. 2010 refers to the 2010-2011 school year

Discontinued School Name	Reason No Longer Profiled

## CORE (Community Options for Resources in Education)

**Address**  
922 G Street  
Marysville, CA 95901

**Telephone and Fax**  
Phone 530-742-2786  
Fax 530-742-6067

**Website and e-mail**  
www.coretca.org  
through website

**Year Founded**  
1998

School Name	City	State	Year Founded	2010 Enrollment	Grades Served		Charter School	Virtual School	Made AYP	State Rating
					From	To				
CORE Butte Charter	Nevada City	CA	2005	510	k	12	CHARTER	No	No	Not Title 1
CORE Placer Academy	Nevada City	CA	2008	243	k	12	CHARTER	No	Yes	Not Title 1
<b>Total Number of Schools in 2010-2011= 2</b>		<b>Number of States= 1</b>		<b>Total Enrollment= 753</b>		<b>Percent of Schools Making AYP= 50.0%</b>				

**Notes:**

- a. Data for 1995 to 2009 are estimates for student growth based on the number of schools operating in those years
- b. 2010 refers to the 2010-2011 school year

Discontinued School Name	Reason No Longer Profiled

## Creative Urban Education, Inc.

**Address**  
485 W. Milwaukee  
Detroit, MI 48202

**Telephone and Fax**  
Phone 313-481-4000  
Fax 313-982-6195

**Website and e-mail**  
www.hfli.org/scs  
mwhite@hfascscs.org

**Year Founded**  
2009

School Name	City	State	Year Founded	2010 Enrollment	Grades Served		Charter School	Virtual School	Made AYP	State Rating
					From	To				
Henry Ford Academy: School for Creative Studies	Detroit	MI	2009	574	6	10	CHARTER	No	No	
<b>Total Number of Schools in 2010-2011= 1</b>		<b>Number of States= 1</b>		<b>Total Enrollment= 574</b>		<b>Percent of Schools Making AYP= 0.0%</b>				

**Notes:**

- a. Data for 1995 to 2009 are estimates for student growth based on the number of schools operating in those years
- b. 2010 refers to the 2010-2011 school year

Discontinued School Name	Reason No Longer Profiled

## DC Prep

**Address**  
707 Edgewood Street, NE  
Washington, DC 20017

**Telephone and Fax**  
Phone 202-635-4590  
Fax 202-635-4591

**Website and e-mail**  
www.dcprep.org  
NONE

**Year Founded**  
2002

School Name	City	State	Year Founded	2010 Enrollment	Grades Served		Charter School	Virtual School	Made AYP	State Rating
					From	To				
DC Prep Edgewood Middle Campus	Washington DC	DC	2003	226	4	8	CHARTER	No	No	
DC Prep Edgewood Elementary Campus	Washington DC	DC	2007	56	k	3	CHARTER	No	Yes	
DC Prep Benning Elementary Campus	Washington DC	DC	2008	204	k	1	CHARTER	No		
<b>Total Number of Schools in 2010-2011= 3</b>		<b>Number of States= 1</b>		<b>Total Enrollment= 486</b>		<b>Percent of Schools Making AYP= 50.0%</b>				

**Notes:**

- a. Data for 1995 to 2009 are estimates for student growth based on the number of schools operating in those years
- b. 2010 refers to the 2010-2011 school year

Discontinued School Name	Reason No Longer Profiled



## Democracy Prep Public Schools

**Address**  
207 West 133rd Street  
New York, New York 10030

**Telephone and Fax**  
Phone 212-281-1248  
Fax 212-283-4202

**Website and e-mail**  
www.democracyprep.org  
kduffy@democracyprep.org

**Year Founded**  
2005

School Name	City	State	Year Founded	2010 Enrollment	Grades Served		Charter School	Virtual School	Made AYP	State Rating
					From	To				
Democracy Preparatory Charter School	New York	NY	2006	583	6	12	CHARTER	No	No	In good Standing
<b>Total Number of Schools in 2010-2011= 1</b>		<b>Number of States= 1</b>		<b>Total Enrollment= 583</b>		<b>Percent of Schools Making AYP= 0.0%</b>				

**Notes:**

a. Data for 1995 to 2009 are estimates for student growth based on the number of schools operating in those years  
b. 2010 refers to the 2010-2011 school year

Discontinued School Name	Reason No Longer Profiled

## Democratic Schools Research Incorporated

**Address**  
410 Bethel Lane  
Bryan, Texas 77802

**Telephone and Fax**  
Phone 979-775-2152  
Fax 979-774-5039

**Website and e-mail**  
thebrazossschool.org  
kgreenwood@thebrazossschool.org

**Year Founded**  
2008

School Name	City	State	Year Founded	2010 Enrollment	Grades Served		Charter School	Virtual School	Made AYP	State Rating
					From	To				
Brazos School for Inquiry & Creativity Bryan/Colle	Bryan	TX	2008	99	k	8	CHARTER	No	Yes	Exemplary
Brazos School for Inquiry & Creativity Northwest	Houston	TX	2008	154	k	8	CHARTER	No	Yes	Recognized
Brazos School for Inquiry & Creativity Southwest	Houston	TX	2008	158	6	12	CHARTER	No	No	AEA: Academically Acceptable
<b>Total Number of Schools in 2010-2011= 3</b>		<b>Number of States= 1</b>		<b>Total Enrollment= 411</b>		<b>Percent of Schools Making AYP= 66.7%</b>				

**Notes:**

a. Data for 1995 to 2009 are estimates for student growth based on the number of schools operating in those years  
b. 2010 refers to the 2010-2011 school year

Discontinued School Name	Reason No Longer Profiled

## Democratic Schools Research Institute

**Address**  
4616 San Pedro Ave  
San Antonio, TX 78212

**Telephone and Fax**  
Phone 210-738-0020  
Fax 979-774-5039

**Website and e-mail**  
dsrinstitute.com; thesanantonioschool.org  
through website

**Year Founded**  
2000

School Name	City	State	Year Founded	2010 Enrollment	Grades Served From To	Charter School	Virtual School	Made AYP	State Rating
San Antonio School for Inquiry & Creativity	San Antonio	TX	2000	296	k 12	CHARTER	No	Yes	AEA: Academically Acceptable
Monticello	San Antonio	TX	2007	100	k 2	CHARTER	No		Not Rated: Other
<b>Total Number of Schools in 2010-2011= 2</b>		<b>Number of States= 1</b>		<b>Total Enrollment= 396</b>		<b>Percent of Schools Making AYP= 100.0%</b>			

**Notes:**

- a. Data for 1995 to 2009 are estimates for student growth based on the number of schools operating in those years
- b. 2010 refers to the 2010-2011 school year

Discontinued School Name	Reason No Longer Profiled

## East Baltimore Development Corporation

**Address**  
1731 East Chase Street  
Baltimore MD 21213

**Telephone and Fax**  
Phone 410-234-0660  
Fax 410-234-0760

**Website and e-mail**  
www.ebdi.org  
info@ebdi.org

**Year Founded**  
2003

School Name	City	State	Year Founded	2010 Enrollment	Grades Served From To	Charter School	Virtual School	Made AYP	State Rating
East Baltimore Community School	Baltimore	MD	2009	131	k 5	DISTRICT	No	No	School Identified for Improvement: No
<b>Total Number of Schools in 2010-2011= 1</b>		<b>Number of States= 1</b>		<b>Total Enrollment= 131</b>		<b>Percent of Schools Making AYP= 0.0%</b>			

**Notes:**

- a. Data for 1995 to 2009 are estimates for student growth
- b. 2010 refers to the 2010-2011 school year
- c.

Discontinued School Name	Reason No Longer Profiled

### East Waco Innovative School Development, Inc.

**Address**  
1020 Elm Ave 100  
Waco, TX 76704

**Telephone and Fax**  
Phone 254-799-4191  
Fax 254-799-4525

**Website and e-mail**  
rapoportacademy.org  
ahenderson@rapoportacademy.com

**Year Founded**  
2008

School Name	City	State	Year Founded	2010 Enrollment	Grades Served		Charter School	Virtual School	Made AYP	State Rating
					From	To				
Audre and Bernard Rapoport Academy	Waco	TX	1999	170	k	12	CHARTER	No	Yes	Exemplary
Quinn Campus Public Middle School	Waco	TX	2008	124	k	8	CHARTER	No	Yes	Exemplary
Paul and Jame Meyer Public High School	Waco	TX	2009	93	9	12	CHARTER	No	Yes	Exemplary
<b>Total Number of Schools in 2010-2011= 3</b>		<b>Number of States= 1</b>		<b>Total Enrollment= 387</b>		<b>Percent of Schools Making AYP= 100.0%</b>				

**Notes:**

- a. Data for 1995 to 2009 are estimates for student growth based on the number of schools operating in those years
- b. 2010 refers to the 2010-2011 school year

Discontinued School Name	Reason No Longer Profiled

### Edsys, Inc.

**Address**  
717 Liberty Avenue, Suite 900  
Pittsburgh, Pennsylvania 15222

**Telephone and Fax**  
Phone 412-690-2489  
Fax 412-690-2316

**Website and e-mail**  
www.edsys.org  
info@edsys.org

**Year Founded**  
2000

School Name	City	State	Year Founded	2010 Enrollment	Grades Served		Charter School	Virtual School	Made AYP	State Rating
					From	To				
City Charter High School (CHS)	Pittsburgh	PA	2002	574	9	12	CHARTER	No	No	Met Measure
<b>Total Number of Schools in 2010-2011= 1</b>		<b>Number of States= 1</b>		<b>Total Enrollment= 574</b>		<b>Percent of Schools Making AYP= 0.0%</b>				

**Notes:**

- a. Data for 1995 to 2009 are estimates for student growth based on the number of schools operating in those years
- b. 2010 refers to the 2010-2011 school year

Discontinued School Name	Reason No Longer Profiled

## Education for Change

**Address**  
303 Hegenberger Road, Suite 301  
Oakland, CA 94621

**Telephone and Fax**  
Phone 510-568-7936  
Fax 510-904-6377

**Website and e-mail**  
www.efcps.org  
through website

**Year Founded**  
2005

School Name	City	State	Year Founded	2010 Enrollment	Grades Served		Charter School	Virtual School	Made AYP	State Rating
					From	To				
Achieve Academy	Oakland	CA	2005	217	4	5	CHARTER	No	No	Not in PI
Cox Academy	Oakland	CA	2005	513	k	5	CHARTER	No	No	Year 5
World Academy	Oakland	CA	2005	439	k	5	CHARTER	No	No	Year 3
<b>Total Number of Schools in 2010-2011= 3</b>		<b>Number of States= 1</b>		<b>Total Enrollment= 1,169</b>		<b>Percent of Schools Making AYP= 0.0%</b>				

**Notes:**

- a. Data for 1995 to 2009 are estimates for student growth based on the number of schools operating in those years
- b. 2010 refers to the 2010-2011 school year

Discontinued School Name	Reason No Longer Profiled

## EightCAP Inc.

**Address**  
904 Oak Dr.  
Greenville, MI 48838

**Telephone and Fax**  
Phone 616-754-9315  
Fax 616-754-9310

**Website and e-mail**  
www.eightcap.org  
victorias@8cap.org

**Year Founded**  
1966

School Name	City	State	Year Founded	2010 Enrollment	Grades Served		Charter School	Virtual School	Made AYP	State Rating
					From	To				
Threshold Academy	Orleans	MI	1996	180	K	5	CHARTER	No	Yes	C
<b>Total Number of Schools in 2010-2011= 1</b>		<b>Number of States= 1</b>		<b>Total Enrollment= 180</b>		<b>Percent of Schools Making AYP= 100.0%</b>				

**Notes:**

- a. Data for 1995 to 2009 are estimates for student growth based on the number of schools operating in those years
- b. 2010 refers to the 2010-2011 school year

Discontinued School Name	Reason No Longer Profiled

## Environmental Charter Schools

**Address**  
16315 Grevillea Avenue  
Lawndale, CA 90260

**Telephone and Fax**  
Phone 310-214-3400  
Fax 310-214-3410

**Website and e-mail**  
www.echsonline.org  
through website

**Year Founded**  
2001

School Name	City	State	Year Founded	2010 Enrollment	Grades Served		Charter School	Virtual School	Made AYP	State Rating
					From	To				
Environmental Charter High	Lawndale	CA	2001	487	9	12	CHARTER	No	Yes	Not in PI
Environmental Charter Middle	Lawndale	CA	2001	100	6	8	CHARTER	No		
<b>Total Number of Schools in 2010-2011= 2</b>		<b>Number of States= 1</b>		<b>Total Enrollment= 587</b>		<b>Percent of Schools Making AYP= 100.0%</b>				

**Notes:**

- a. Data for 1995 to 2009 are estimates for student growth based on the number of schools operating in those years
- b. 2010 refers to the 2010-2011 school year

Discontinued School Name	Reason No Longer Profiled

## Envision Schools Colorado

**Address**  
2540 Holly St  
Denver, CO 80207-3228

**Telephone and Fax**  
Phone 303-893-0805  
Fax 303-320-7665

**Website and e-mail**  
www.ventureprep.org  
through website

**Year Founded**  
2010

School Name	City	State	Year Founded	2010 Enrollment	Grades Served		Charter School	Virtual School	Made AYP	State Rating
					From	To				
Venture Prep	Denver	CO	2009	357	6	10	CHARTER	No	No	Priority Improvement
<b>Total Number of Schools in 2010-2011= 1</b>		<b>Number of States= 1</b>		<b>Total Enrollment= 357</b>		<b>Percent of Schools Making AYP= 0.0%</b>				

**Notes:**

- a. Data for 1995 to 2009 are estimates for student growth based on the number of schools operating in those years
- b. 2010 refers to the 2010-2011 school year

Discontinued School Name	Reason No Longer Profiled

## Espiritu Community Development Corporation

**Address**  
4813 South Central Ave.  
Phoenix, AZ 85040

**Telephone and Fax**  
Phone 602-243-7788  
Fax 602-243-7799

**Website and e-mail**  
www.espiritu.org  
through website

**Year Founded**  
1995

School Name	City	State	Year Founded	2010 Enrollment	Grades Served		Charter School	Virtual School	Made AYP	State Rating
					From	To				
NFL YET College Prep Academy	Phoenix	AZ	1995	272	7	12	CHARTER	No	Yes	Performing
Esperanza Montessori Academy	Phoenix	AZ	2004	265	K	4	CHARTER	No	Yes	Performing
Reyes Maria Ruiz Leadership Academy	Phoenix	AZ	2004	192	4	6	CHARTER	No	Yes	Performing
<b>Total Number of Schools in 2010-2011= 3</b>		<b>Number of States= 1</b>		<b>Total Enrollment= 729</b>		<b>Percent of Schools Making AYP= 100.0%</b>				

**Notes:**

- a. Data for 1995 to 2009 are estimates for student growth based on the number of schools operating in those years
- b. 2010 refers to the 2010-2011 school year

Discontinued School Name	Reason No Longer Profiled

## eStem Public Charter Schools, Inc.

**Address**  
200 S Commerce, Suite 225  
Little Rock, AR 72201

**Telephone and Fax**  
Phone 501-374-7836  
Fax 501-324-9201

**Website and e-mail**  
www.estemlr.net  
info@estemlr.net

**Year Founded**  
2007

School Name	City	State	Year Founded	2010 Enrollment	Grades Served		Charter School	Virtual School	Made AYP	State Rating
					From	To				
eStem Elementary Public Charter School	Little Rock	AR	2008	359	k	4	CHARTER	No	Yes	5 - Schools of Excellence
eStem High Public Charter School	Little Rock	AR	2008	182	9	12	CHARTER	No	Yes	4 - Schools Exceeding Standards
eStem Middle Public Charter School	Little Rock	AR	2008	390	5	8	CHARTER	No	Yes	4 - Schools Exceeding Standards
<b>Total Number of Schools in 2010-2011= 3</b>		<b>Number of States= 1</b>		<b>Total Enrollment= 931</b>		<b>Percent of Schools Making AYP= 100.0%</b>				

**Notes:**

- a. Data for 1995 to 2009 are estimates for student growth based on the number of schools operating in those years
- b. 2010 refers to the 2010-2011 school year

Discontinued School Name	Reason No Longer Profiled

Small Company: Managing 3 or Fewer Schools

2010-11

**Explore Schools, Inc**

**Address**  
155 Water Street, 6th floor  
Brooklyn, NY 11201

**Telephone and Fax**  
Phone 347-875-7194  
Fax 718-771-2128

**Website and e-mail**  
www.explorenetwork.org  
info@explorenetwork.org

**Year Founded**  
2002

School Name	City	State	Year Founded	2010 Enrollment	Grades Served		Charter School	Virtual School	Made AYP	State Rating
					From	To				
Explore Charter School	Brooklyn	NY	2002	424	k	8	CHARTER	No	No	In Good Standing
Explore Empower Charter School	Brooklyn	NY	2008	208	k	2	CHARTER	No	Yes	Subject to Charter School Law Provisions
<b>Total Number of Schools in 2010-2011= 2</b>		<b>Number of States= 1</b>		<b>Total Enrollment= 632</b>		<b>Percent of Schools Making AYP= 50.0%</b>				

**Notes:**

- a. Data for 1995 to 2009 are estimates for student growth based on the number of schools operating in those years
- b. 2010 refers to the 2010-2011 school year

Discontinued School Name	Reason No Longer Profiled

Small Company: Managing 3 or Fewer Schools

2010-11

**FirstLine Schools, Inc**

**Address**  
3649 Laurel St.  
New Orleans, LA 70115

**Telephone and Fax**  
Phone 504-373-6267  
Fax 504-896-4147

**Website and e-mail**  
www.firstlineschools.org  
rfp@firstlineschools.org

**Year Founded**  
1998

School Name	City	State	Year Founded	2010 Enrollment	Grades Served		Charter School	Virtual School	Made AYP	State Rating
					From	To				
Samuel J Green Charter School	New Orleans	LA	2005	401	k	8	CHARTER	No	Yes	Academic Watch
Arthur Ashe Charter School	New Orleans	LA	2007	402	k	8	CHARTER	No	Yes	2 Stars
John Dibert Community School	New Orleans	LA	2010	402	k	8	CHARTER	No		
<b>Total Number of Schools in 2010-2011= 3</b>		<b>Number of States= 1</b>		<b>Total Enrollment= 1,205</b>		<b>Percent of Schools Making AYP= 100.0%</b>				

**Notes:**

- a. Data for 1995 to 2009 are estimates for student growth based on the number of schools operating in those years
- b. 2010 refers to the 2010-2011 school year

Discontinued School Name	Reason No Longer Profiled

## Five Key Charter Schools, Inc.

**Address**  
70 Oak Grove Street  
San Francisco, CA 94107

**Telephone and Fax**  
Phone 415-734-3310  
Fax 415-734-3314

**Website and e-mail**  
www.fivekeyscharter.org  
noelanib@fivekeyscharter.org

**Year Founded**  
2004

School Name	City	State	Year Founded	2010 Enrollment	Grades Served		Charter School	Virtual School	Made AYP	State Rating
					From	To				
Five Keys Adult School (SF Sheriff's)	San Francisco	CA	2003	78	9	12	CHARTER	No		
Five Keys Charter (SF Sheriff's)	San Francisco	CA	2003	265	9	12	CHARTER	No	No	Not Title 1
Five Keys Independence HS (SF Sheriff's)	San Francisco	CA	2003	299	9	12	CHARTER	No		
<b>Total Number of Schools in 2010-2011= 3</b>		<b>Number of States= 1</b>		<b>Total Enrollment= 642</b>		<b>Percent of Schools Making AYP= 0.0%</b>				

**Notes:**

- a. Data for 1995 to 2009 are estimates for student growth based on the number of schools operating in those years
- b. 2010 refers to the 2010-2011 school year

Discontinued School Name	Reason No Longer Profiled

## Foundation for Behavioral Resources

**Address**  
600 South Lincoln Street  
Augusta, MI 49012

**Telephone and Fax**  
Phone 269-731-5775  
Fax 269-731-5246

**Website and e-mail**  
None  
npeterson@fbrmichigan.org

**Year Founded**  
1972

School Name	City	State	Year Founded	2010 Enrollment	Grades Served		Charter School	Virtual School	Made AYP	State Rating
					From	To				
Arbor Academy	Battle Creek	MI	1998	220	k	6	CHARTER	No	Yes	A
Oakland Academy	Portage	MI	1998	229	k	6	CHARTER	No	Yes	A
<b>Total Number of Schools in 2010-2011= 2</b>		<b>Number of States= 1</b>		<b>Total Enrollment= 449</b>		<b>Percent of Schools Making AYP= 100.0%</b>				

**Notes:**

- a. Data for 1995 to 2009 are estimates for student growth based on the number of schools operating in those years
- b. 2010 refers to the 2010-2011 school year

Discontinued School Name	Reason No Longer Profiled



## Galapagos Charter

**Address**  
3814 W Iowa  
Chicago, IL 60651

**Telephone and Fax**  
Phone 773-384-9400  
Fax 773-384-4866

**Website and e-mail**  
www.galapagoscharter.org  
Mlane@GalapagosCharter.org

**Year Founded**  
2005

School Name	City	State	Year Founded	2010 Enrollment	Grades Served		Charter School	Virtual School	Made AYP	State Rating
					From	To				
Galapagos (Elementary) Charter School	Chicago	IL	2005	350	k	8	CHARTER	No	No	Fully Recognized
Galapagos Charter School Rockford	Rockford	IL	2009	213	k	5	CHARTER	No	Yes	Fully Recognized
<b>Total Number of Schools in 2010-2011= 2</b>		<b>Number of States= 1</b>		<b>Total Enrollment= 563</b>		<b>Percent of Schools Making AYP= 50.0%</b>				

**Notes:**

- a. Data for 1995 to 2009 are estimates for student growth based on the number of schools operating in those years
- b. 2010 refers to the 2010-2011 school year

Discontinued School Name	Reason No Longer Profiled

## Golden Rule Schools Inc.

**Address**  
2602 W Illinois Ave  
Dallas, TX 75233

**Telephone and Fax**  
Phone 214-333-9330  
Fax 214-333-9325

**Website and e-mail**  
goldenruledallas.org  
through website

**Year Founded**  
2001

School Name	City	State	Year Founded	2010 Enrollment	Grades Served		Charter School	Virtual School	Made AYP	State Rating
					From	To				
Golden Rule Charter School (Oak Cliff)	Dallas	TX	2001	603	k	8	CHARTER	No		Not Rated: Other
Golden Rule (Cockrell Hill)	Dallas	TX	2006	158	k	2	CHARTER	No		Not Rated: Other
Golden Rule Desoto	Desoto	TX	2009	103	k	3	CHARTER	No	Yes	Academically Acceptable
<b>Total Number of Schools in 2010-2011= 3</b>		<b>Number of States= 1</b>		<b>Total Enrollment= 864</b>		<b>Percent of Schools Making AYP= 100.0%</b>				

**Notes:**

- a. Data for 1995 to 2009 are estimates for student growth based on the number of schools operating in those years
- b. 2010 refers to the 2010-2011 school year

Discontinued School Name	Reason No Longer Profiled

## Golden Valley Charter Schools Inc

**Address**  
2421 Portola Rd., Suite C  
Ventura, CA 93003

**Telephone and Fax**  
Phone 805-642-3435  
Fax 805-642-3468

**Website and e-mail**  
www.goldenvcs.org  
gvcsterri@sbcglobal.net

**Year Founded**  
2001

School Name	City	State	Year Founded	2010 Enrollment		Grades Served		Charter School	Virtual School	Made AYP	State Rating
				From	To	From	To				
Golden Valley Charter	Ventura	CA	2005	581		K	12	CHARTER	No	No	Not Title 1
Golden Valley Virtual Charter	Ventura	CA	2005	67		K	12	CHARTER	Yes	Yes	Not Title 1
Golden Valley Charter School of Sacramento	Orangevale	CA	2006	355		K	8	CHARTER	No	No	Not Title 1
<b>Total Number of Schools in 2010-2011= 3</b>			<b>Number of States= 1</b>	<b>Total Enrollment= 1,003</b>		<b>Percent of Schools Making AYP= 33.3%</b>					

**Notes:**

a. Data for 1995 to 2009 are estimates for student growth based on the number of schools operating in those years  
b. 2010 refers to the 2010-2011 school year

Discontinued School Name	Reason No Longer Profiled

## Gulf Coast Council of Laraza, Inc.

**Address**  
4129 Greenwood Dr.  
Corpus Christi, TX 78416

**Telephone and Fax**  
Phone 361-881-9988  
Fax 361-881-9994

**Website and e-mail**  
gccclr.org  
Through site - [http://gccclr.org/Default/Teacher\\_Question.aspx?tid=11348](http://gccclr.org/Default/Teacher_Question.aspx?tid=11348)

**Year Founded**  
1997

School Name	City	State	Year Founded	2010 Enrollment		Grades Served		Charter School	Virtual School	Made AYP	State Rating
				From	To	From	To				
Accelerated Learning Center	Corpus Christi	TX	1997	170		k	12	CHARTER	No		Not Rated: Other
Dr. M L Garza-Gonzalez Charter School	Corpus Christi	TX	1998	62		k	12	CHARTER	No	Yes	AEA: Academically Acceptable
GCCLR Institute of Technology	Corpus Christi	TX	2006	28		9	12	CHARTER	No		AEA: Academically Acceptable
<b>Total Number of Schools in 2010-2011= 3</b>			<b>Number of States= 1</b>	<b>Total Enrollment= 260</b>		<b>Percent of Schools Making AYP= 100.0%</b>					

**Notes:**

a. Data for 1995 to 2009 are estimates for student growth based on the number of schools operating in those years  
b. 2010 refers to the 2010-2011 school year

Discontinued School Name	Reason No Longer Profiled

## Harlem Village Academies

**Address**  
15 Penn Plaza #15  
New York, NY 10001

**Telephone and Fax**  
Phone 646-812-9501  
Fax 646-390-2390

**Website and e-mail**  
www.harlemvillageacademies.org  
info@harlemvillage.org

**Year Founded**  
2001

School Name	City	State	Year Founded	2010 Enrollment	Grades Served		Charter School	Virtual School	Made AYP	State Rating
					From	To				
Harlem Village Academy Leadership	New York	NY	2005	289	5	10	CHARTER	No	Yes	Subject to Charter School Law Provisions
Harlem Village Academy Charter School EHVACS	New York	NY	2007	289	5	10	CHARTER	No	No	In Good Standing
<b>Total Number of Schools in 2010-2011= 2</b>		<b>Number of States= 1</b>		<b>Total Enrollment= 578</b>		<b>Percent of Schools Making AYP= 50.0%</b>				

**Notes:**

- a. Data for 1995 to 2009 are estimates for student growth based on the number of schools operating in those years
- b. 2010 refers to the 2010-2011 school year

Discontinued School Name	Reason No Longer Profiled

## High Desert Partnership in Academic Excellence

**Address**  
17500 Mana Road  
Apple Valley, CA 92307

**Telephone and Fax**  
Phone 760-946-5414  
Fax 760-242-3783

**Website and e-mail**  
www.lewiscenter.org  
gsoholt@lcer.org

**Year Founded**  
1990

School Name	City	State	Year Founded	2010 Enrollment	Grades Served		Charter School	Virtual School	Made AYP	State Rating
					From	To				
Academy for Academic Excellence	Apple Valley	CA	1997	1347	k	12	CHARTER	No	Yes	Not Title 1
Norton Space and Aeronautics Academy	San Bernardino	CA	2008	453	k	12	CHARTER	No	No	Not in PI
<b>Total Number of Schools in 2010-2011= 2</b>		<b>Number of States= 1</b>		<b>Total Enrollment= 1,800</b>		<b>Percent of Schools Making AYP= 50.0%</b>				

**Notes:**

- a. Data for 1995 to 2009 are estimates for student growth based on the number of schools operating in those years
- b. 2010 refers to the 2010-2011 school year

Discontinued School Name	Reason No Longer Profiled
High Desert Academy of Applied Arts and Sciences	School update

## Hyde Leadership Schools

**Address**  
1800 Perry Street, NE  
Washington, DC 20018

**Telephone and Fax**  
Phone 202-529-4400  
Fax 202-529-4500

**Website and e-mail**  
www.hydedc.org  
info@hydedc.org

**Year Founded**  
1999

School Name	City	State	Year Founded	2010 Enrollment	Grades Served		Charter School	Virtual School	Made AYP	State Rating
					From	To				
Hyde Leadership Charter School (Bronx)	Bronx	NY	2006	717	k	10	CHARTER	No	No	In Good Standing
Hyde Leadership Charter School Brooklyn	Bronx	NY	2010	132	k	1	CHARTER	No		
<b>Total Number of Schools in 2010-2011= 2</b>		<b>Number of States= 1</b>		<b>Total Enrollment= 849</b>		<b>Percent of Schools Making AYP= 0.0%</b>				

**Notes:**

a. Data for 1995 to 2009 are estimates for student growth based on the number of schools operating in those years  
b. 2010 refers to the 2010-2011 school year

Discontinued School Name	Reason No Longer Profiled
HYDE Leadership School	School update

## Innovative Education Management, Inc.

**Address**  
4535 Missouri Flat Road, Ste. 1A  
Placerville, California 95667

**Telephone and Fax**  
Phone (800) 979-4436  
Fax (530) 295-3583

**Website and e-mail**  
www.ieminc.org  
questions@ieminc.org

**Year Founded**  
2002

School Name	City	State	Year Founded	2010 Enrollment	Grades Served		Charter School	Virtual School	Made AYP	State Rating
					From	To				
Connecting Waters Charter School	Placerville	CA	2002	2057	k	12	CHARTER	No	No	Not Title 1
Sky Mountain Charter School	Placerville	CA	2007	1640	k	12	CHARTER	No	No	Not Title 1
<b>Total Number of Schools in 2010-2011= 2</b>		<b>Number of States= 1</b>		<b>Total Enrollment= 3,697</b>		<b>Percent of Schools Making AYP= 0.0%</b>				

**Notes:**

a. Data for 1995 to 2009 are estimates for student growth based on the number of schools operating in those years  
b. 2010 refers to the 2010-2011 school year

Discontinued School Name	Reason No Longer Profiled
Ocean Grove Charter School	Unlisted in California Enrollments List
South Sutter Charter School	Unlisted in California Enrollments List

## ISUS International

**Address**  
140 North Keowee Street  
Dayton, Ohio 45402

**Telephone and Fax**  
Phone 937-223-2323  
Fax 937-223-9303

**Website and e-mail**  
www.isusinc.com  
info@isusinc.com

**Year Founded**  
2004

School Name	City	State	Year Founded	2010 Enrollment	Grades Served		Charter School	Virtual School	Made AYP	State Rating
					From	To				
ISUS Institute Of Construction Technology	Dayton	OH	1999	58	9	12	CHARTER	No	No	Academic Watch
ISUS Institute of Health Care	Dayton	OH	2004	73	9	12	CHARTER	No	No	Continuous Improvement
ISUS Trade & Technology Prep - Manufacturing	Dayton	OH	2004	26	9	12	CHARTER	No	No	Continuous Improvement
<b>Total Number of Schools in 2010-2011= 3</b>		<b>Number of States= 1</b>		<b>Total Enrollment= 157</b>		<b>Percent of Schools Making AYP= 0.0%</b>				

**Notes:**

- a. Data for 1995 to 2009 are estimates for student growth based on the number of schools operating in those years
- b. 2010 refers to the 2010-2011 school year

Discontinued School Name	Reason No Longer Profiled

## L. Lowell Byrd Memorial Education and Community Dev. Cor.

**Address**  
7860 W. Fuqua  
Missouri City, TX 77489

**Telephone and Fax**  
Phone 281-988-9201  
Fax 281-988-9201

**Website and e-mail**  
None  
famistad@aol.com

**Year Founded**  
1999

School Name	City	State	Year Founded	2010 Enrollment	Grades Served		Charter School	Virtual School	Made AYP	State Rating
					From	To				
La Amistad Love & Learning Academy	Houston	TX	1999	229	k	3	CHARTER	No	Yes	Exemplary
La Amistad Love & Learning Academy	Houston	TX	2008	125	k	4	CHARTER	No		Not Rated: Other
La Amistad Love & Learning Academy Missouri City	Missouri City	TX	2008	33	k	4	CHARTER	No		Not Rated: Other
<b>Total Number of Schools in 2010-2011= 3</b>		<b>Number of States= 1</b>		<b>Total Enrollment= 387</b>		<b>Percent of Schools Making AYP= 100.0%</b>				

**Notes:**

- a. Data for 1995 to 2009 are estimates for student growth based on the number of schools operating in those years
- b. 2010 refers to the 2010-2011 school year

Discontinued School Name	Reason No Longer Profiled

## Lagniappe Academies of New Orleans

**Address**  
1501 St. Louis Street  
New Orleans, LA 70112

**Telephone and Fax**  
Phone 504-355-0950  
Fax 504-456-9531

**Website and e-mail**  
www.lagniappeacademies.org  
info@lagniappeacademies.org

**Year Founded**  
2008

School Name	City	State	Year Founded	2010 Enrollment	Grades Served		Charter School	Virtual School	Made AYP	State Rating
					From	To				
Lagniappe Academy	New Orleans	LA	2010	61	k	5	CHARTER	No		
<b>Total Number of Schools in 2010-2011= 1</b>		<b>Number of States= 1</b>		<b>Total Enrollment= 61</b>		<b>Percent of Schools Making AYP= 0.0%</b>				

**Notes:**

- a. Data for 1995 to 2009 are estimates for student growth based on the number of schools operating in those years
- b. 2010 refers to the 2010-2011 school year

Discontinued School Name	Reason No Longer Profiled

## Living Classrooms Foundation

**Address**  
1417 Thames Street  
Baltimore, MD 21231

**Telephone and Fax**  
Phone 410-685-0295  
Fax 410-752-8433

**Website and e-mail**  
www.livingclassrooms.org  
web@livingclassrooms.org

**Year Founded**  
1985

School Name	City	State	Year Founded	2010 Enrollment	Grades Served		Charter School	Virtual School	Made AYP	State Rating
					From	To				
The Crossroads School	Baltimore	MD	2005	150	6	8	CHARTER	No	No	School Identified for Improvement: No
Commodore John Rogers Elementary/Middle	Baltimore	MD	2010	314	k	8	DISTRICT	No	No	School Identified for Improvement: Yes
<b>Total Number of Schools in 2010-2011= 2</b>		<b>Number of States= 1</b>		<b>Total Enrollment= 464</b>		<b>Percent of Schools Making AYP= 0.0%</b>				

**Notes:**

- a. Data for 1995 to 2009 are estimates for student growth based on the number of schools operating in those years
- b. 2010 refers to the 2010-2011 school year

Discontinued School Name	Reason No Longer Profiled

## Metro Charter Academy

<b>Address</b>	<b>Telephone and Fax</b>	<b>Website and e-mail</b>	<b>Year Founded</b>
1111 Gibbins Rd Arlington, TX 76011	Phone 817-226-1261 Fax 817-226-1758	None jhobbs@mams.charter.k12.tx.us	2000

School Name	City	State	Year Founded	2010 Enrollment	Grades Served		Charter School	Virtual School	Made AYP	State Rating
					From	To				
Metro Academy of Math and Science	Arlington	TX	2000	310	k	8	CHARTER	No	No	Academically Unacceptable
Excel Center - Fort Worth	Fort Worth	TX	2007	53	k	12	CHARTER	No		Not Rated: Other
Excel Center - Lewisville	Lewisville	TX	2007	13	1	12	CHARTER	No	Yes	Not Rated: Other
<b>Total Number of Schools in 2010-2011= 3</b>		<b>Number of States= 1</b>		<b>Total Enrollment= 376</b>		<b>Percent of Schools Making AYP= 50.0%</b>				

**Notes:**

- a. Data for 1995 to 2009 are estimates for student growth based on the number of schools operating in those years
- b. 2010 refers to the 2010-2011 school year

Discontinued School Name	Reason No Longer Profiled

## Midland Charter Initiative

<b>Address</b>	<b>Telephone and Fax</b>	<b>Website and e-mail</b>	<b>Year Founded</b>
4653 Bailey Bridge Road Midland, MI 48640	Phone 989-496-2404 Fax 989-496-2466	www.midlandacademy.com info@midlandacademy.com	1995

School Name	City	State	Year Founded	2010 Enrollment	Grades Served		Charter School	Virtual School	Made AYP	State Rating
					From	To				
Midland Academy of Advanced & Creative Studies	Midland	MI	1997	250	k	12	CHARTER	No	Yes	A
<b>Total Number of Schools in 2010-2011= 1</b>		<b>Number of States= 1</b>		<b>Total Enrollment= 250</b>		<b>Percent of Schools Making AYP= 100.0%</b>				

**Notes:**

- a. Data for 1995 to 2009 are estimates for student growth based on the number of schools operating in those years
- b. 2010 refers to the 2010-2011 school year

Discontinued School Name	Reason No Longer Profiled

## Nataki Talibah Schoolhouse

**Address**  
19176 Northrop  
Detroit, Michigan 48219

**Telephone and Fax**  
Phone 313-531-3720  
Fax 313-531-3779

**Website and e-mail**  
www.ntsdsd.com  
aking@ntsdsd.com

**Year Founded**  
1995

School Name	City	State	Year Founded	2010 Enrollment	Grades Served From To	Charter School	Virtual School	Made AYP	State Rating
Nataki Talibah Schoolhouse of Detroit	Detroit	MI	1995	446	k 8	CHARTER	No	Yes	B
<b>Total Number of Schools in 2010-2011= 1</b>		<b>Number of States= 1</b>		<b>Total Enrollment= 446</b>		<b>Percent of Schools Making AYP= 100.0%</b>			

**Notes:**

a. Data for 1995 to 2009 are estimates for student growth based on the number of schools operating in those years  
b. 2010 refers to the 2010-2011 school year

Discontinued School Name	Reason No Longer Profiled

## National University Charter Academy

**Address**  
11355 North Torrey Pines Road  
La Jolla, CA 92037

**Telephone and Fax**  
Phone 877-252-7786  
Fax 858-541-7900

**Website and e-mail**  
ahs.nusystem.org  
nuahs@nu.edu

**Year Founded**  
2006

School Name	City	State	Year Founded	2010 Enrollment	Grades Served From To	Charter School	Virtual School	Made AYP	State Rating
Alpaugh Achievement Academy Charter	Alpaugh	CA	2006	2	k 12	CHARTER	No		
National University Academy	Vista	CA	2006	392	6 12	CHARTER	No	No	Not in PI
National University Academy, Armona	Vista	CA	2006	166	k 12	CHARTER	No		
<b>Total Number of Schools in 2010-2011= 3</b>		<b>Number of States= 1</b>		<b>Total Enrollment= 560</b>		<b>Percent of Schools Making AYP= 0.0%</b>			

**Notes:**

a. Data for 1995 to 2009 are estimates for student growth based on the number of schools operating in those years  
b. 2010 refers to the 2010-2011 school year

Discontinued School Name	Reason No Longer Profiled



## New City Public Schools

**Address**  
1637 Long Beach Boulevard  
Long Beach, CA 90813

**Telephone and Fax**  
Phone 562-599-6404  
Fax 562-436-7475

**Website and e-mail**  
www.thenewcityschool.org  
Through website - <http://www.thenewcityschool.org/contact.jsp>

**Year Founded**  
1999

School Name	City	State	Year Founded	2010	Grades Served		Charter School	Virtual School	Made AYP	State Rating
				Enrollment	From	To				
The New City School	Long Beach	CA	2007	517	k	8	CHARTER	No	No	Year 2
Colegio New City	Long Beach	CA	2009	87	9	12	CHARTER	No	No	Not Title 1
<b>Total Number of Schools in 2010-2011= 2</b>		<b>Number of States= 1</b>		<b>Total Enrollment= 604</b>			<b>Percent of Schools Making AYP= 0.0%</b>			

**Notes:**

a. Data for 1995 to 2009 are estimates for student growth based on the number of schools operating in those years  
b. 2010 refers to the 2010-2011 school year

Discontinued School Name	Reason No Longer Profiled

## New Frontiers Charter School, Inc.

**Address**  
4018 S. Presa  
San Antonio, TX 78223

**Telephone and Fax**  
Phone 210-533-3655  
Fax 210-533-5077

**Website and e-mail**  
newfrontierscharter.org  
moviedo@newfrontierscharter.org

**Year Founded**  
1998

School Name	City	State	Year Founded	2010	Grades Served		Charter School	Virtual School	Made AYP	State Rating
				Enrollment	From	To				
New Frontiers Charter School	San Antonio	TX	1998	138	4	5	CHARTER	No	No	Acceptable
New Frontiers Middle School	San Antonio	TX	2005	215	6	8	CHARTER	No	Yes	AEA: Academically Acceptable
Early Childhood Academy	San Antonio	TX	2007	263	k	3	CHARTER	No	Yes	Recognized
<b>Total Number of Schools in 2010-2011= 3</b>		<b>Number of States= 1</b>		<b>Total Enrollment= 616</b>			<b>Percent of Schools Making AYP= 66.7%</b>			

**Notes:**

a. Data for 1995 to 2009 are estimates for student growth based on the number of schools operating in those years  
b. 2010 refers to the 2010-2011 school year

Discontinued School Name	Reason No Longer Profiled

## New Visions Academy, Inc.

**Address**  
125 S. 6th St.  
Cottonwood, Arizona 86326

**Telephone and Fax**  
Phone 928-634-7320  
Fax 928-634-7494

**Website and e-mail**  
nvaschools.com  
nva-len@cableone.net

**Year Founded**  
2000

School Name	City	State	Year Founded	2010 Enrollment	Grades Served From To	Charter School	Virtual School	Made AYP	State Rating
New Visions Academy	Cottonwood	AZ	1997	42	9 12	CHARTER	No	No	Performing Plus
New Visions Academy - St. John's Campus	Saint Johns	AZ	2001	25	9 12	CHARTER	No	Yes	Performing
New Visions Academy - Star Valley	Payson	AZ	2002	30	9 12	CHARTER	No	No	Performing
<b>Total Number of Schools in 2010-2011= 3</b>		<b>Number of States= 1</b>		<b>Total Enrollment= 97</b>		<b>Percent of Schools Making AYP= 33.3%</b>			

**Notes:**

- a. Data for 1995 to 2009 are estimates for student growth based on the number of schools operating in those years
- b. 2010 refers to the 2010-2011 school year

Discontinued School Name	Reason No Longer Profiled

## NOLA 180

**Address**  
3519 Trafalgar Street  
New Orleans, LA 70119

**Telephone and Fax**  
Phone 504-373-6251  
Fax 504-482-2516

**Website and e-mail**  
www.nola180.org  
mmartin@nola180.org and dangelain@nola180.org

**Year Founded**  
2006

School Name	City	State	Year Founded	2010 Enrollment	Grades Served From To	Charter School	Virtual School	Made AYP	State Rating
Langston Hughes Academy	New Orleans	LA	2007	597	k 7	CHARTER	No	Yes	Academic Watch
<b>Total Number of Schools in 2010-2011= 1</b>		<b>Number of States= 1</b>		<b>Total Enrollment= 597</b>		<b>Percent of Schools Making AYP= 100.0%</b>			

**Notes:**

- a. Data for 1995 to 2009 are estimates for student growth based on the number of schools operating in those years
- b. 2010 refers to the 2010-2011 school year

Discontinued School Name	Reason No Longer Profiled

## Panola Charter School

**Address**  
1110 FM. 10 / P.O. Box 610  
Carthage, TX 75633

**Telephone and Fax**  
Phone 903-693-6355  
Fax 903-693-6391

**Website and e-mail**  
www.panolacharterschool.net  
info@panolacharterschool.net

**Year Founded**  
2010

School Name	City	State	Year Founded	2010 Enrollment	Grades Served From To	Charter School	Virtual School	Made AYP	State Rating
Texas Early College HS	Marshall	TX	2009	67	8 12	CHARTER	No		Recognized
Panola CS	Carthage	TX	2010	61	8 12	CHARTER	No	Yes	AEA: Academically Acceptable
Panola Early College HS	Carthage	TX	2010	29	8 12	CHARTER	No		
<b>Total Number of Schools in 2010-2011= 3</b>		<b>Number of States= 1</b>		<b>Total Enrollment= 157</b>		<b>Percent of Schools Making AYP= 100.0%</b>			

**Notes:**

a. Data for 1995 to 2009 are estimates for student growth based on the number of schools operating in those years  
b. 2010 refers to the 2010-2011 school year

Discontinued School Name	Reason No Longer Profiled

## Para Los Ninos

**Address**  
500 Lucas Avenue  
Los Angeles, CA 90017

**Telephone and Fax**  
Phone 213-250-4800  
Fax 213-250-4900

**Website and e-mail**  
www.paralosninos.org  
info@paralosninos.org

**Year Founded**  
1980

School Name	City	State	Year Founded	2010 Enrollment	Grades Served From To	Charter School	Virtual School	Made AYP	State Rating
Para Los Ninos - Evelyn Thurman Gratts Primary	Los Angeles	CA	1996	327	k 2	CHARTER	No		
Para Los Ninos Charter	Los Angeles	CA	2002	368	k 5	CHARTER	No	No	Year 1
Para Los Ninos Middle	Los Angeles	CA	2008	48	6 8	CHARTER	No	Yes	Not in PI
<b>Total Number of Schools in 2010-2011= 3</b>		<b>Number of States= 1</b>		<b>Total Enrollment= 743</b>		<b>Percent of Schools Making AYP= 50.0%</b>			

**Notes:**

a. Data for 1995 to 2009 are estimates for student growth based on the number of schools operating in those years  
b. 2010 refers to the 2010-2011 school year

Discontinued School Name	Reason No Longer Profiled

## Pelican Educational Foundation

**Address**  
5552 Read Blvd  
New Orleans, LA 70127

**Telephone and Fax**  
Phone 504-244-4416  
Fax 504-240-7046

**Website and e-mail**  
pelicanfoundation.org  
info@kenilworthst.org

**Year Founded**  
2005

School Name	City	State	Year Founded	2010 Enrollment	Grades Served From To	Charter School	Virtual School	Made AYP	State Rating
Abramson Science and Technology Charter School	New Orleans	LA	2007	519	k 11	CHARTER	No		1 Star
Kenilworth Science and Technology Charter School	Baton Rouge	LA	2009	519	6 8	CHARTER	No		
<b>Total Number of Schools in 2010-2011= 2</b>		<b>Number of States= 1</b>		<b>Total Enrollment= 1,038</b>		<b>Percent of Schools Making AYP= 0.0%</b>			

**Notes:**

a. Data for 1995 to 2009 are estimates for student growth based on the number of schools operating in those years  
b. 2010 refers to the 2010-2011 school year

Discontinued School Name	Reason No Longer Profiled

## Pointe Educational Services

**Address**  
5940 W. Union Hills Dr, Suite B-100  
Glendale, Arizona 85308

**Telephone and Fax**  
Phone 602-843-2014  
Fax 602-843-2015

**Website and e-mail**  
www.pointeschools.org  
imorrison@pointeschools.org

**Year Founded**  
2001

School Name	City	State	Year Founded	2010 Enrollment	Grades Served From To	Charter School	Virtual School	Made AYP	State Rating
North Pointe Preparatory	Phoenix	AZ	2001	802	7 12	CHARTER	No	Yes	Performing Plus
Canyon Pointe Academy	Glendale	AZ	2002	370	k 6	CHARTER	No	Yes	Performing Plus
Pinnacle Pointe Academy	Glendale	AZ	2002	273	k 6	CHARTER	No	Yes	Highly Performing
<b>Total Number of Schools in 2010-2011= 3</b>		<b>Number of States= 1</b>		<b>Total Enrollment= 1,445</b>		<b>Percent of Schools Making AYP= 100.0%</b>			

**Notes:**

a. Data for 1995 to 2009 are estimates for student growth based on the number of schools operating in those years  
b. 2010 refers to the 2010-2011 school year

Discontinued School Name	Reason No Longer Profiled

## Por Vida, Inc.

**Address**  
1135 Mission Road  
San Antonio, TX 78210

**Telephone and Fax**  
Phone 210-532-8816  
Fax 210-534-0795

**Website and e-mail**  
www.por-vida.org  
jrendon@por-vida.org

**Year Founded**  
2009

School Name	City	State	Year Founded	2010 Enrollment	Grades Served From To	Charter School	Virtual School	Made AYP	State Rating
Por Vida Academy	San Antonio	TX	1995	181	9 12	CHARTER	No	No	AEA: Academically Acceptable
Corpus Christi College Prep High School	Corpus Christi	TX	2001	88	9 12	CHARTER	No	Yes	Academically Acceptable
Cesar E Chavez Academy	Corpus Christi	TX	2007	75	9 12	CHARTER	No	No	AEA: Academically Acceptable
<b>Total Number of Schools in 2010-2011= 3</b>		<b>Number of States= 1</b>		<b>Total Enrollment= 344</b>		<b>Percent of Schools Making AYP= 33.3%</b>			

**Notes:**

- a. Data for 1995 to 2009 are estimates for student growth based on the number of schools operating in those years
- b. 2010 refers to the 2010-2011 school year

Discontinued School Name	Reason No Longer Profiled

## Public Preparatory Network, Inc

**Address**  
291 Broadway, Suite 1202  
New York, NY 10007

**Telephone and Fax**  
Phone 212-346-6000  
Fax 212-346-9096

**Website and e-mail**  
publicprep.org  
NONE

**Year Founded**  
2010

School Name	City	State	Year Founded	2010 Enrollment	Grades Served From To	Charter School	Virtual School	Made AYP	State Rating
Girls Preparatory Charter School of the Bronx	New York	NY	2009	202	k 5	CHARTER	No	Yes	In Good Standing
<b>Total Number of Schools in 2010-2011= 1</b>		<b>Number of States= 1</b>		<b>Total Enrollment= 202</b>		<b>Percent of Schools Making AYP= 100.0%</b>			

**Notes:**

- a. Data for 1995 to 2009 are estimates for student growth based on the number of schools operating in those years
- b. 2010 refers to the 2010-2011 school year

Discontinued School Name	Reason No Longer Profiled

## Quest, Inc

**Address**  
P.O. Box 531125  
Orlando, FL 32853

**Telephone and Fax**  
Phone 407-218-4300  
Fax 407-218-4301

**Website and e-mail**  
www.questinc.org  
webadmin@questinc.org

**Year Founded**  
1962

School Name	City	State	Year Founded	2010 Enrollment	Grades Served From To	Charter School	Virtual School	Made AYP	State Rating
Florida Autism Center of Excellence	Tampa	FL	2007	52	k 12	CHARTER	No	No	
<b>Total Number of Schools in 2010-2011= 1</b>		<b>Number of States= 1</b>		<b>Total Enrollment= 52</b>		<b>Percent of Schools Making AYP= 0.0%</b>			

**Notes:**

a. Data for 1995 to 2009 are estimates for student growth based on the number of schools operating in those years  
b. 2010 refers to the 2010-2011 school year

Discontinued School Name	Reason No Longer Profiled

## REAL Journey Academies

**Address**  
2050 East Pacific Street  
San Bernardino, CA 92404

**Telephone and Fax**  
Phone 909-888-8390  
Fax 909-888-8370

**Website and e-mail**  
www.realjourney.org  
a.lucero@realjourney.org

**Year Founded**  
2008

School Name	City	State	Year Founded	2010 Enrollment	Grades Served From To	Charter School	Virtual School	Made AYP	State Rating
New Vision Middle	San Bernardino	CA	2008	252	6 8	CHARTER	No	No	Not in PI
<b>Total Number of Schools in 2010-2011= 1</b>		<b>Number of States= 1</b>		<b>Total Enrollment= 252</b>		<b>Percent of Schools Making AYP= 0.0%</b>			

**Notes:**

a. Data for 1995 to 2009 are estimates for student growth based on the number of schools operating in those years  
b. 2010 refers to the 2010-2011 school year

Discontinued School Name	Reason No Longer Profiled

## ReNew Schools Inc

**Address**  
3128 Constance Street  
New Orleans, LA 70115

**Telephone and Fax**  
Phone 504-487-0737  
Fax 504-529-1929

**Website and e-mail**  
renewschools.org  
lisa@renewschools.org

**Year Founded**  
2010

School Name	City	State	Year Founded	2010 Enrollment	Grades Served From To	Charter School	Virtual School	Made AYP	State Rating
Batiste Cultural Arts Academy at Live Oak	New Orleans	LA	2010	609	k 8	CHARTER	No		
SciTech Academy at Laurel	New Orleans	LA	2010	609	k 8	CHARTER	No		
<b>Total Number of Schools in 2010-2011= 2</b>		<b>Number of States= 1</b>		<b>Total Enrollment= 1,218</b>		<b>Percent of Schools Making AYP= 0.0%</b>			

**Notes:**

a. Data for 1995 to 2009 are estimates for student growth based on the number of schools operating in those years  
b. 2010 refers to the 2010-2011 school year

Discontinued School Name	Reason No Longer Profiled

## Roads Education Organization

**Address**  
2550 Lakewest Dr  
Chico, CA 95928

**Telephone and Fax**  
Phone 877-544-1429  
Fax 866-422-0840

**Website and e-mail**  
www.norcalonlineschool.com/pivotnw/  
rfinley@roadseducation.org

**Year Founded**  
2009

School Name	City	State	Year Founded	2010 Enrollment	Grades Served From To	Charter School	Virtual School	Made AYP	State Rating
Pivot Charter School - North Valley	Chico	CA	2009	2	6 12	CHARTER	Yes		
Pivot Charter School - San Diego	San Marcos	CA	2009	45	6 12	CHARTER	Yes		
Pivot Online Charter - North Bay	Santa Rosa	CA	2009	25	k 12	CHARTER	Yes	Yes	Not Title 1
<b>Total Number of Schools in 2010-2011= 3</b>		<b>Number of States= 1</b>		<b>Total Enrollment= 72</b>		<b>Percent of Schools Making AYP= 100.0%</b>			

**Notes:**

a. Data for 1995 to 2009 are estimates for student growth based on the number of schools operating in those years  
b. 2010 refers to the 2010-2011 school year

Discontinued School Name	Reason No Longer Profiled

## Rocketship Education

**Address**  
420 Florence St, Ste 300  
Palo Alto, CA 94301

**Telephone and Fax**  
Phone 877-806-0920  
Fax 650-384-6456

**Website and e-mail**  
www.rsed.org  
info@rsed.org

**Year Founded**  
2006

School Name	City	State	Year Founded	2010 Enrollment	Grades Served		Charter School	Virtual School	Made AYP	State Rating
					From	To				
Rocketship Mateo Sheedy Elementary	San Jose	CA	2007	465	k	5	CHARTER	No	Yes	Not in PI
(Rocketship) Si Se Puede Academy	San Jose	CA	2009	489	k	5	CHARTER	No	Yes	Not in PI
(Rocketship) Los Sueños Academy	San Jose	CA	2010	392	k	3	CHARTER	No		
<b>Total Number of Schools in 2010-2011= 3</b>		<b>Number of States= 1</b>		<b>Total Enrollment= 1,346</b>			<b>Percent of Schools Making AYP= 100.0%</b>			

**Notes:**

a. Data for 1995 to 2009 are estimates for student growth based on the number of schools operating in those years  
b. 2010 refers to the 2010-2011 school year

Discontinued School Name	Reason No Longer Profiled

## Scholar Academies

**Address**  
2118 W. Norris Street  
Philadelphia PA 19121

**Telephone and Fax**  
Phone 215-525-4141  
Fax 215-525-0156

**Website and e-mail**  
scholaracademies.org  
info@scholaracademies.org

**Year Founded**  
1999

School Name	City	State	Year Founded	2010 Enrollment	Grades Served		Charter School	Virtual School	Made AYP	State Rating
					From	To				
Young Scholars Charter School	Philadelphia	PA	1999	248	6	8	CHARTER	No	Yes	Met Measure
DC Scholars Stanton Elementary	Washington DC	DC	2010	466	k	5	CHARTER	No	No	
Young Scholars Frederick Douglass	Philadelphia	PA	2010	655	k	8	CHARTER	No	No	Warning
<b>Total Number of Schools in 2010-2011= 3</b>		<b>Number of States= 2</b>		<b>Total Enrollment= 1,369</b>			<b>Percent of Schools Making AYP= 33.3%</b>			

**Notes:**

a. Data for 1995 to 2009 are estimates for student growth based on the number of schools operating in those years  
b. 2010 refers to the 2010-2011 school year

Discontinued School Name	Reason No Longer Profiled



## See Forever Foundation

**Address**  
1436 U Street, NW, Suite 203  
Washington, DC 20009

**Telephone and Fax**  
Phone 202-797-8250  
Fax 202-797-8284

**Website and e-mail**  
www.seeforever.org  
info@seeforever.org

**Year Founded**  
1998

School Name	City	State	Year Founded	2010 Enrollment	Grades Served From To	Charter School	Virtual School	Made AYP	State Rating
Maya Angelou Public Charter School Shaw High	Washington DC	DC	2000	39	9 12	CHARTER	No	No	R2
Maya Angelou Public Charter School Evans High	Washington DC	DC	2004	39	9 12	CHARTER	No	No	R2
Maya Angelou PCS Shaw Middle	Washington DC	DC	2007	192	6 8	CHARTER	No	No	C
<b>Total Number of Schools in 2010-2011= 3</b>		<b>Number of States= 1</b>		<b>Total Enrollment= 270</b>		<b>Percent of Schools Making AYP= 0.0%</b>			

**Notes:**

a. Data for 1995 to 2009 are estimates for student growth based on the number of schools operating in those years  
b. 2010 refers to the 2010-2011 school year

Discontinued School Name	Reason No Longer Profiled

## Semillas Sociedad Civil

**Address**  
4736 Huntington Drive South  
Los Angeles, CA 90032

**Telephone and Fax**  
Phone 323-352-2070 ext. 1  
Fax 323-225-4549

**Website and e-mail**  
www.dignidad.org  
gfelix@dignidad.org

**Year Founded**  
2001

School Name	City	State	Year Founded	2010 Enrollment	Grades Served From To	Charter School	Virtual School	Made AYP	State Rating
Academia Semillas del Pueblo	Los Angeles	CA	2001	377	k 8	CHARTER	No	No	Year 5
Anahuacalmacac University Prep High	Los Angeles	CA	2001	99	9 12	CHARTER	No	Yes	Not in PI
<b>Total Number of Schools in 2010-2011= 2</b>		<b>Number of States= 1</b>		<b>Total Enrollment= 476</b>		<b>Percent of Schools Making AYP= 50.0%</b>			

**Notes:**

a. Data for 1995 to 2009 are estimates for student growth based on the number of schools operating in those years  
b. 2010 refers to the 2010-2011 school year

Discontinued School Name	Reason No Longer Profiled

## South Texas Education Technologies, Inc.

**Address**  
519 S. Texas Blvd  
Weslaco, TX 78596

**Telephone and Fax**  
Phone 956-969-3092  
Fax 956-969-8614

**Website and e-mail**  
horizonmontessori.net  
through website

**Year Founded**  
1998

School Name	City	State	Year Founded	2010 Enrollment	Grades Served		Charter School	Virtual School	Made AYP	State Rating
					From	To				
Horizon Montessori	McAllen	TX	2004	401	k	6	CHARTER	No	Yes	Recognized
Horizon Montessori II	Weslaco	TX	2006	225	k	6	CHARTER	No	Yes	Recognized
Horizon Montessori III	Harlingen	TX	2008	144	k	6	CHARTER	No	Yes	Recognized
<b>Total Number of Schools in 2010-2011= 3</b>		<b>Number of States= 1</b>		<b>Total Enrollment= 770</b>			<b>Percent of Schools Making AYP= 100.0%</b>			

**Notes:**

a. Data for 1995 to 2009 are estimates for student growth based on the number of schools operating in those years  
b. 2010 refers to the 2010-2011 school year

Discontinued School Name	Reason No Longer Profiled

## St. HOPE Public Schools

**Address**  
2315 34th St.  
Sacramento, CA 95817

**Telephone and Fax**  
Phone 916-649-7900  
Fax 916-277-7105

**Website and e-mail**  
www.sthopepublicschools.org  
info@sthopepublicschools.org

**Year Founded**  
2003

School Name	City	State	Year Founded	2010 Enrollment	Grades Served		Charter School	Virtual School	Made AYP	State Rating
					From	To				
Sacramento (Charter) High School	Sacramento	CA	2003	901	9	12	CHARTER	No	No	Year 4
ST. Hope Public School 7 (PS7)	Sacramento	CA	2003	440	k	8	CHARTER	No	Yes	Not in PI
<b>Total Number of Schools in 2010-2011= 2</b>		<b>Number of States= 1</b>		<b>Total Enrollment= 1,341</b>			<b>Percent of Schools Making AYP= 50.0%</b>			

**Notes:**

a. Data for 1995 to 2009 are estimates for student growth based on the number of schools operating in those years  
b. 2010 refers to the 2010-2011 school year

Discontinued School Name	Reason No Longer Profiled
St. Hope Leadership Academy Charter School	School update

## StarShine Academy

<b>Address</b> 2801 North 31st Street Phoenix, AZ 85008	<b>Telephone and Fax</b> Phone 602-957-9557 Fax 602-956-0065	<b>Website and e-mail</b> www.starshineacademy.org info@starshineacademy.org	<b>Year Founded</b> 2002						
<b>School Name</b>	<b>City</b>	<b>State</b>	<b>Year Founded</b>	<b>2010 Enrollment</b>	<b>Grades Served From To</b>	<b>Charter School</b>	<b>Virtual School</b>	<b>Made AYP</b>	<b>State Rating</b>
StarShine Main Campus	Phoenix	AZ	2002	103	k 12	CHARTER	No	Yes	Performing
StarShine St. John Campus	Glendale	AZ	2007	48	k 12	CHARTER	No	Yes	Performing Plus
StarShine Fay Landrum Academy	Phoenix	AZ	2010	68	k 12	CHARTER	No		
<b>Total Number of Schools in 2010-2011= 3</b>		<b>Number of States= 1</b>		<b>Total Enrollment= 219</b>		<b>Percent of Schools Making AYP= 100.0%</b>			

**Notes:**

a. Data for 1995 to 2009 are estimates for student growth based on the number of schools operating in those years  
b. 2010 refers to the 2010-2011 school year

Discontinued School Name	Reason No Longer Profiled

## SVRC Industries, Inc.

<b>Address</b> 1000 Tuscola Street Saginaw, Michigan 48607	<b>Telephone and Fax</b> Phone 989-399-8775 Fax 989-752-3111	<b>Website and e-mail</b> www.svrcindustries.com mpires@svrcindustries.com	<b>Year Founded</b> 1995						
<b>School Name</b>	<b>City</b>	<b>State</b>	<b>Year Founded</b>	<b>2010 Enrollment</b>	<b>Grades Served From To</b>	<b>Charter School</b>	<b>Virtual School</b>	<b>Made AYP</b>	<b>State Rating</b>
Saginaw County Transition Academy	Saginaw	MI	1995	107	7 12	CHARTER	No	Yes	
Saginaw Learn to Earn Academy	Saginaw	MI	2005	125	10 12	CHARTER	No		
<b>Total Number of Schools in 2010-2011= 2</b>		<b>Number of States= 1</b>		<b>Total Enrollment= 232</b>		<b>Percent of Schools Making AYP= 100.0%</b>			

**Notes:**

a. Data for 1995 to 2009 are estimates for student growth based on the number of schools operating in those years  
b. 2010 refers to the 2010-2011 school year

Discontinued School Name	Reason No Longer Profiled

## Talent Development of John Hopkins University

**Address** 3003 North Charles Street, Suite 200  
Baltimore, MD 21218

**Telephone and Fax** Phone 410-516-8000  
Fax 757-892-5653

**Website and e-mail** web.jhu.edu  
NONE

**Year Founded** 1980

School Name	City	State	Year Founded	2010 Enrollment	Grades Served From To	Charter School	Virtual School	Made AYP	State Rating
Lake Taylor Middle School	Norfolk	VA	2010	878	6 8	DISTRICT	No		
Ruffner Middle School	Norfolk	VA	2010	853	6 8	DISTRICT	No		
William C. March Middle School	Baltimore	MD	2010	439	6 8	DISTRICT	No	No	School Identified for Improvement: Yes
<b>Total Number of Schools in 2010-2011= 3</b>		<b>Number of States= 2</b>		<b>Total Enrollment= 2,170</b>		<b>Percent of Schools Making AYP= 0.0%</b>			

**Notes:**

a. Data for 1995 to 2009 are estimates for student growth based on the number of schools operating in those years  
b. 2010 refers to the 2010-2011 school year

Discontinued School Name	Reason No Longer Profiled

## TechEdventures

**Address** 3020 NW 33rd Avenue  
Lauderdale Lakes, FL 33311

**Telephone and Fax** Phone 954-343-9965  
Fax 954-343-9973

**Website and e-mail** llecschools.org  
cphillips@smartschool.net and kewing@smartschool.net

**Year Founded** 1998

School Name	City	State	Year Founded	2010 Enrollment	Grades Served From To	Charter School	Virtual School	Made AYP	State Rating
Smart School Charter Middle	Lauderhill	FL	1998	149	6 8	CHARTER	No	No	B
Eagle Academy Charter School	Lauderdale Lakes	FL	2003	470	6 12	CHARTER	No	No	
<b>Total Number of Schools in 2010-2011= 2</b>		<b>Number of States= 1</b>		<b>Total Enrollment= 619</b>		<b>Percent of Schools Making AYP= 0.0%</b>			

**Notes:**

a. Data for 1995 to 2009 are estimates for student growth based on the number of schools operating in those years  
b. 2010 refers to the 2010-2011 school year

Discontinued School Name	Reason No Longer Profiled

## Texas Boys Choir

**Address**  
3901 S Hulen St  
Fort Worth, TX 76109

**Telephone and Fax**  
Phone 817-924-1482  
Fax 817-926-9932

**Website and e-mail**  
texasboyschoir.org  
dollie.blevins@fwafa.org

**Year Founded**  
1946

School Name	City	State	Year Founded	2010 Enrollment	Grades Served From To	Charter School	Virtual School	Made AYP	State Rating
Fort Worth Academy of Fine Arts	Fort Worth	TX	2001	337	7 12	CHARTER	No	Yes	Recognized
Fort Worth Academy of Fine Arts Elementary	Fort Worth	TX	2006	145	3 6	CHARTER	No	Yes	Exemplary
North Texas Elementary School of the Arts	Fort Worth	TX	2007	152	k 6	CHARTER	No	Yes	Exemplary
<b>Total Number of Schools in 2010-2011= 3</b>		<b>Number of States= 1</b>		<b>Total Enrollment= 634</b>		<b>Percent of Schools Making AYP= 100.0%</b>			

**Notes:**

- a. Data for 1995 to 2009 are estimates for student growth based on the number of schools operating in those years
- b. 2010 refers to the 2010-2011 school year

Discontinued School Name	Reason No Longer Profiled

## The Accelerated School

**Address**  
4000 S. Main Street  
Los Angeles, CA 90037

**Telephone and Fax**  
Phone 323-235-6343  
Fax 323-235-6346

**Website and e-mail**  
www.accelerated.org  
NONE

**Year Founded**  
1994

School Name	City	State	Year Founded	2010 Enrollment	Grades Served From To	Charter School	Virtual School	Made AYP	State Rating
Accelerated	Los Angeles	CA	1994	751	k 8	CHARTER	No	No	Year 5
Wallis Annenberg High	Los Angeles	CA	2003	454	9 12	CHARTER	No	No	Year 1
Accelerated Elementary Charter	Los Angeles	CA	2004	127	k 5	CHARTER	No	Yes	Not in PI
<b>Total Number of Schools in 2010-2011= 3</b>		<b>Number of States= 1</b>		<b>Total Enrollment= 1,332</b>		<b>Percent of Schools Making AYP= 33.3%</b>			

**Notes:**

- a. Data for 1995 to 2009 are estimates for student growth based on the number of schools operating in those years
- b. 2010 refers to the 2010-2011 school year

Discontinued School Name	Reason No Longer Profiled

## The Choice Foundation

**Address**  
1010 Common St, Suite 2950  
New Orleans, LA 70112

**Telephone and Fax**  
Phone 504-523-4521  
Fax 281-208-5243

**Website and e-mail**  
choicefoundation.org  
jhuger@jmhcompanies.com

**Year Founded**  
2004

School Name	City	State	Year Founded	2010 Enrollment	Grades Served From To	Charter School	Virtual School	Made AYP	State Rating
Lafayette Academy	New Orleans	LA	2005	800	k 8	CHARTER	No	Yes	1 Star
Esperanza Charter School	New Orleans	LA	2010	394	k 8	CHARTER	No		
<b>Total Number of Schools in 2010-2011= 2</b>		<b>Number of States= 1</b>		<b>Total Enrollment= 1,194</b>		<b>Percent of Schools Making AYP= 100.0%</b>			

**Notes:**

a. Data for 1995 to 2009 are estimates for student growth based on the number of schools operating in those years  
b. 2010 refers to the 2010-2011 school year

Discontinued School Name	Reason No Longer Profiled

## The Edge School Inc.

**Address**  
2555 E. First Street  
Tucson, AZ 85716

**Telephone and Fax**  
Phone 520-881-1389  
Fax 520-881-0852

**Website and e-mail**  
www.edgehighschool.org  
info@edgehighschool.org

**Year Founded**  
1985

School Name	City	State	Year Founded	2010 Enrollment	Grades Served From To	Charter School	Virtual School	Made AYP	State Rating
Edge High School - Himmel Park	Tucson	AZ	1995	158	9 12	CHARTER	No	Yes	Performing
Edge High School - Sahuarita	Sahuarita	AZ	1996	43	10 12	CHARTER	No	No	Performing
Edge High School - Northwest	Tucson	AZ	2003	43	9 12	CHARTER	No	Yes	Performing
<b>Total Number of Schools in 2010-2011= 3</b>		<b>Number of States= 1</b>		<b>Total Enrollment= 244</b>		<b>Percent of Schools Making AYP= 66.7%</b>			

**Notes:**

a. Data for 1995 to 2009 are estimates for student growth based on the number of schools operating in those years  
b. 2010 refers to the 2010-2011 school year

Discontinued School Name	Reason No Longer Profiled

## The Influence 1 Foundation

**Address**  
1500 Dunn Avenue  
Memphis, Tennessee 38106

**Telephone and Fax**  
Phone 901-775-2219  
Fax 901-775-2044

**Website and e-mail**  
cityuniversitieschool.org  
vshields@cityuniversitieschool.org

**Year Founded**  
2004

School Name	City	State	Year Founded	2010 Enrollment	Grades Served From To	Charter School	Virtual School	Made AYP	State Rating
City University School of Liberal Arts	Memphis	TN	2004	372	9 12	CHARTER	No	Yes	Safe school
City University Boys Preparatory Academy	Memphis	TN	2009	112	6 8	CHARTER	No		Safe school
<b>Total Number of Schools in 2010-2011= 2</b>		<b>Number of States= 1</b>		<b>Total Enrollment= 484</b>		<b>Percent of Schools Making AYP= 100.0%</b>			

**Notes:**

a. Data for 1995 to 2009 are estimates for student growth based on the number of schools operating in those years  
b. 2010 refers to the 2010-2011 school year

Discontinued School Name	Reason No Longer Profiled

## The Learner-Centered School, Inc.

**Address**  
1201 W 10th St  
Antioch, CA 94509

**Telephone and Fax**  
Phone 925-755-7311  
Fax 541-346-2184

**Website and e-mail**  
antiochcharteracademy.org  
tlcscaran@aol.com

**Year Founded**  
1999

School Name	City	State	Year Founded	2010 Enrollment	Grades Served From To	Charter School	Virtual School	Made AYP	State Rating
Antioch Charter Academy	Antioch	CA	1998	197	k 8	CHARTER	No	Yes	Not Title 1
Antioch Charter Academy II	Antioch	CA	2007	156	k 8	CHARTER	No	Yes	Not Title 1
<b>Total Number of Schools in 2010-2011= 2</b>		<b>Number of States= 1</b>		<b>Total Enrollment= 353</b>		<b>Percent of Schools Making AYP= 100.0%</b>			

**Notes:**

a. Data for 1995 to 2009 are estimates for student growth based on the number of schools operating in those years  
b. 2010 refers to the 2010-2011 school year

Discontinued School Name	Reason No Longer Profiled

## The Rocklin Academy

**Address**  
660 Menlo Drive  
Rocklin, CA 95765

**Telephone and Fax**  
Phone 916-778-4544  
Fax 916-771-0412

**Website and e-mail**  
rocklinacademy.com  
through website

**Year Founded**  
2001

School Name	City	State	Year Founded	2010 Enrollment	Grades Served From To	Charter School	Virtual School	Made AYP	State Rating
Rocklin Academy	Rocklin	CA	2001	372	k 6	CHARTER	No	Yes	Not Title 1
Rocklin Academy at Meyers Street	Rocklin	CA	2007	185	k 6	CHARTER	No	Yes	Not Title 1
Western Sierra Collegiate Academy	Rocklin	CA	2009	228	k 12	CHARTER	No	No	Not Title 1
<b>Total Number of Schools in 2010-2011= 3</b>		<b>Number of States= 1</b>		<b>Total Enrollment= 785</b>		<b>Percent of Schools Making AYP= 66.7%</b>			

**Notes:**

a. Data for 1995 to 2009 are estimates for student growth based on the number of schools operating in those years  
b. 2010 refers to the 2010-2011 school year

Discontinued School Name	Reason No Longer Profiled

## The SEED Foundation

**Address**  
1776 Massachusetts Avenue, N.W.  
Washington, DC 20036

**Telephone and Fax**  
Phone 202-785-4123  
Fax 202-785-4124

**Website and e-mail**  
www.seedfoundation.com  
info@seedfoundation.com

**Year Founded**  
1998

School Name	City	State	Year Founded	2010 Enrollment	Grades Served From To	Charter School	Virtual School	Made AYP	State Rating
Seed PCS	Washington DC	DC	1998	195	6 12	CHARTER	No	Yes	
The SEED School of Maryland	Baltimore	MD	2008	175	6 9	DISTRICT	No	No	
<b>Total Number of Schools in 2010-2011= 2</b>		<b>Number of States= 2</b>		<b>Total Enrollment= 370</b>		<b>Percent of Schools Making AYP= 50.0%</b>			

**Notes:**

a. Data for 1995 to 2009 are estimates for student growth based on the number of schools operating in those years  
b. 2010 refers to the 2010-2011 school year

Discontinued School Name	Reason No Longer Profiled



### Three Pillars ESP

<b>Address</b> 6861 E. Nevada Detroit, MI 48234		<b>Telephone and Fax</b> Phone 313-892-1860 Ext 25 Fax 313-242-5156		<b>Website and e-mail</b> www.threepillars.org through website		<b>Year Founded</b> 1990				
School Name	City	State	Year Founded	2010 Enrollment	Grades Served From To	Charter School	Virtual School	Made AYP	State Rating	
Lincoln-King Academy	Detroit	MI	2009	439	k 6	CHARTER	No	No		
Washington-Parks Academy	Redford	MI	2009	444	k 8	CHARTER	No	No		
<b>Total Number of Schools in 2010-2011= 2</b>		<b>Number of States= 1</b>		<b>Total Enrollment= 883</b>			<b>Percent of Schools Making AYP= 0.0%</b>			

**Notes:**

a. Data for 1995 to 2009 are estimates for student growth based on the number of schools operating in those years  
 b. 2010 refers to the 2010-2011 school year

Discontinued School Name	Reason No Longer Profiled

### Tracy Learning Center

<b>Address</b> 51 E. Beverly Place Tracy, CA 95376		<b>Telephone and Fax</b> Phone 209-831-5240 Fax 209-831-5094		<b>Website and e-mail</b> tracy.mhs.schoolfusion.us NONE		<b>Year Founded</b> 2001				
School Name	City	State	Year Founded	2010 Enrollment	Grades Served From To	Charter School	Virtual School	Made AYP	State Rating	
Discovery Charter School	Tracy	CA	2001	370	5 8	CHARTER	No		Not Title 1	
Millennium Charter	Tracy	CA	2004	425	9 12	CHARTER	No	Yes	Not Title 1	
Primary Charter	Tracy	CA	2004	312	k 4	CHARTER	No	Yes	Not Title 1	
<b>Total Number of Schools in 2010-2011= 3</b>		<b>Number of States= 1</b>		<b>Total Enrollment= 1,107</b>			<b>Percent of Schools Making AYP= 100.0%</b>			

**Notes:**

a. Data for 1995 to 2009 are estimates for student growth based on the number of schools operating in those years  
 b. 2010 refers to the 2010-2011 school year

Discontinued School Name	Reason No Longer Profiled

## Two Dimensions Preparatory Academy, Inc.

**Address**  
12121 Veterans Memorial Dr #10  
Houston, TX 77067

**Telephone and Fax**  
Phone 281-227-4700  
Fax 281-987-7306

**Website and e-mail**  
www.twodimensions.org  
through website

**Year Founded**  
2003

School Name	City	State	Year Founded	2010 Enrollment	Grades Served From To	Charter School	Virtual School	Made AYP	State Rating	
Two Dimensions at Corsicana	Houston	TX	2003	106	k 2	CHARTER	No		Not Rated: Other	
Two Dimensions Preparatory Academy	Houston	TX	2003	218	k 6	CHARTER	No	Yes	Academically Acceptable	
Two Dimensions/ Vickery	Houston	TX	2003	212	k 4	CHARTER	No	Yes	Exemplary	
<b>Total Number of Schools in 2010-2011= 3</b>			<b>Number of States= 1</b>		<b>Total Enrollment= 536</b>			<b>Percent of Schools Making AYP= 100.0%</b>		

**Notes:**

a. Data for 1995 to 2009 are estimates for student growth based on the number of schools operating in those years  
b. 2010 refers to the 2010-2011 school year

Discontinued School Name	Reason No Longer Profiled

## Value Schools

**Address**  
221 N. Westmoreland Avenue  
Los Angeles, CA 90004

**Telephone and Fax**  
Phone 213-471-4686  
Fax 213-471-4693

**Website and e-mail**  
www.valueschools.com  
NONE

**Year Founded**  
2002

School Name	City	State	Year Founded	2010 Enrollment	Grades Served From To	Charter School	Virtual School	Made AYP	State Rating	
Downtown Value	Los Angeles	CA	2002	450	k 8	CHARTER	No	No	Year 2	
Central City Value	Los Angeles	CA	2003	384	9 12	CHARTER	No	No	Year 1	
<b>Total Number of Schools in 2010-2011= 2</b>			<b>Number of States= 1</b>		<b>Total Enrollment= 834</b>			<b>Percent of Schools Making AYP= 0.0%</b>		

**Notes:**

a. Data for 1995 to 2009 are estimates for student growth  
b. 2010 refers to the 2010-2011 school year  
c.

Discontinued School Name	Reason No Longer Profiled

## Varnett Schools, Inc.

**Address**  
5025 South Willow Drive  
Houston, TX 77035

**Telephone and Fax**  
Phone 713-667-4051  
Fax 713-723-5853

**Website and e-mail**  
varnett.org  
through website

**Year Founded**  
2009

School Name	City	State	Year Founded	2010 Enrollment	Grades Served From To	Charter School	Virtual School	Made AYP	State Rating
Varnett Charter School	Houston	TX	1998	792	k 5	CHARTER	No	Yes	Exemplary
The Varnett School - East	Houston	TX	2003	390	k 5	CHARTER	No	Yes	Exemplary
The Varnett School - Northeast	Houston	TX	2003	485	k 5	CHARTER	No	Yes	Recognized
<b>Total Number of Schools in 2010-2011= 3</b>		<b>Number of States= 1</b>		<b>Total Enrollment= 1,667</b>		<b>Percent of Schools Making AYP= 100.0%</b>			

**Notes:**

a. Data for 1995 to 2009 are estimates for student growth based on the number of schools operating in those years  
b. 2010 refers to the 2010-2011 school year

Discontinued School Name	Reason No Longer Profiled

## Woodbridge Management & Education Services

**Address**  
211 Maple Street P.O. Box 1098  
Big Rapids, MI 49307

**Telephone and Fax**  
Phone 231-527-1460  
Fax 231-527-1564

**Website and e-mail**  
www.woodbridgegroupinc.org  
Tom@byroncentercharter.org

**Year Founded**  
1996

School Name	City	State	Year Founded	2010 Enrollment	Grades Served From To	Charter School	Virtual School	Made AYP	State Rating
Crossroads Charter Academy	Big Rapids	MI	1998	274	7 12	CHARTER	No	Yes	A
Crossroads Charter Academy	Big Rapids	MI	1998	392	k 8	CHARTER	No	Yes	A
Byron Center Charter School	Byron Center	MI	1996	239	k 12	CHARTER	No	Yes	A
<b>Total Number of Schools in 2010-2011= 3</b>		<b>Number of States= 1</b>		<b>Total Enrollment= 905</b>		<b>Percent of Schools Making AYP= 100.0%</b>			

**Notes:**

a. Data for 1995 to 2009 are estimates for student growth based on the number of schools operating in those years  
b. 2010 refers to the 2010-2011 school year

Discontinued School Name	Reason No Longer Profiled

## Youth Visions Solutions

**Address**  
2959 Martin Luther King Jr. Blvd  
Detroit, MI 48208

**Telephone and Fax**  
Phone 313-463-2000  
Fax 313-899-6910

**Website and e-mail**  
covenanthouse.org  
schildress@covenanthouse.org

**Year Founded**  
1997

School Name	City	State	Year Founded	2010	Grades Served		Charter School	Virtual School	Made AYP	State Rating
				Enrollment	From	To				
Covenant House Academy East	Detroit	MI	2005	227	9	12	CHARTER	No	No	D-Alert
Covenant House Academy Southwest	Detroit	MI	2005	213	9	12	CHARTER	No	No	
Covenant House Academy Central	Detroit	MI	2006	304	9	12	CHARTER	No	No	
<b>Total Number of Schools in 2010-2011= 3</b>		<b>Number of States= 1</b>		<b>Total Enrollment= 744</b>			<b>Percent of Schools Making AYP= 0.0%</b>			

**Notes:**

- a. Data for 1995 to 2009 are estimates for student growth based on the number of schools operating in those years
- b. 2010 refers to the 2010-2011 school year

Discontinued School Name	Reason No Longer Profiled

# Appendices

# Appendix A

## Reader's Guide

### Definition of Terms

- **Charter School:** Charter schools provide free elementary/secondary education under a charter granted by a legislatively recognized public entity or publicly appointed entity so that they qualify for local and state taxpayer funds in the same way as conventional district schools.
- **Virtual School:** A virtual school (also known as cyber school) delivers its curriculum and provides instruction via the Internet and electronic communication. A virtual school meets the definition and requirements of schools as specified in state statutes.
- **Education Management Organization (EMO):** An EMO is an organization or firm that manages at least one school that receives public funds and operates the public school(s) it manages under the same admissions rules as regular public schools. EMOs can be for-profit or nonprofit organizations. They can manage traditional public schools or charter schools.
- **Instructional Levels:** Instructional levels are calculated from the lowest and highest grades for which students are enrolled in a school. According to the Common Core of Data:
  - *Primary schools* are those with a low grade of prekindergarten through grade 3 and an upper grade of up to 8.
  - *Middle schools* contain a low grade of 4-7 and an upper grade ranging from 4 to 9.
  - *High schools* have a low grade of 7 to 12 and must extend through grade 12.
  - *Other* includes all other grade configurations, including schools that are completely ungraded.

## Appendix B: State Resources Table

State	Relevant websites	Notes	For-Profit EMOs			Nonprofit EMOs		
			Enrollment	AYP	State Perf. Rating	Enrollment	AYP	State Perf. Rating
AK	<a href="http://eed.state.ak.us/stats/">http://eed.state.ak.us/stats/</a>	Donald E. Enoch Jr., Special Education Administrator, confirmed list of EMO-managed schools operating in Alaska via email on 7/28/2011	Completed with 2010-2011 data	Completed with 2009-2010 data	No data for state ratings	NA	NA	NA
AR		Information on Arkansas EMO-managed schools provided by Mary Ann Duncan, Arkansas Department of Education	Completed with 2009-2010 data	Completed with 2009-2010 data	Completed with 2009-2010 data	Completed with 2009-2010 data	Completed with 2009-2010 data	Completed with 2009-2010 data
AZ	<a href="http://www10.ade.az.gov/ReportCard/Default.aspx?ReportLevel=1">http://www10.ade.az.gov/ReportCard/Default.aspx?ReportLevel=1</a>	All information regarding Arizona's EMO-managed schools was retrieved from the Arizona Department of Education website	Completed with 2010-2011 data	Completed with 2010-2011 data	Completed with 2009-2010 data	Completed with 2010-2011 data	Completed with 2010-2011 data	Completed with 2009-2010 data
CA	<a href="http://dq.cde.ca.gov/dataquest/">http://dq.cde.ca.gov/dataquest/</a>	California SEA does not track EMOs or EMO-managed schools. On 7/7/11 Joanna La Guardia, Associate Governmental Program Analyst, Charter Schools Division, California Department of Education replied with list of all nonprofit management orgs and their schools.	Completed with 2010-2011 data	Completed with 2010-2011 data	Completed with 2010-2011 data	Completed with 2010-2011 data	Completed with 2010-2011 data	Completed with 2010-2011 data
CO	<a href="http://www.schoolview.org/performance.asp">http://www.schoolview.org/performance.asp</a>	Information on Colorado EMO-managed schools provided by Pahlmela Hines, Colorado Department of Education via email on 7/15/2011	Completed with 2010-2011 data	Completed with 2009-2010 data	Completed with 2009-2010 data	Completed with 2010-2011 data	Completed with 2009-2010 data	Completed with 2009-2010 data
CT	<a href="http://www.csde.state.ct.us/public/cedar/nclb/dist_school_nclb_results/2008-09/index.htm">http://www.csde.state.ct.us/public/cedar/nclb/dist_school_nclb_results/2008-09/index.htm</a> <a href="http://sdeportal.ct.gov/Cedar/WEB/ct_report/EnrollmentDT.aspx">http://sdeportal.ct.gov/Cedar/WEB/ct_report/EnrollmentDT.aspx</a>	Robert Kelly Connecticut State Department of Education responded via email with confirmation of list on 7/11/11	Completed with 2009-2010 data	Completed with 2009-2010 data	Completed with 2009-2010 data	Completed with 2009-2010 data	Completed with 2009-2010 data	Completed with 2009-2010 data
DC	<a href="http://www.nclb.osse.dc.gov/">http://www.nclb.osse.dc.gov/</a> <a href="http://www.nclb.osse.dc.gov/schoolsSummaryReports.asp?c=E&amp;rt=&amp;sb=">http://www.nclb.osse.dc.gov/schoolsSummaryReports.asp?c=E&amp;rt=&amp;sb=</a>	Lamont Brittain - Director of Information Technolog at DC Public Charter School Board provided list of for profit and nonprofits via email on 7/11/11. However, Britain said this list was "not comprehensive"	Completed with 2009-2010 data	Completed with 2010-2011 data	Completed with 2010-2011 data	Completed with 2009-2010 data	Completed with 2009-2010 data	Completed with 2010-2011 data
FL	<a href="http://schoolgrades.fldoe.org/default.asp">http://schoolgrades.fldoe.org/default.asp</a>	EMO-managed schools and their enrollments for all schools in database were sent via email from Charter School Director Adam Miller via email on 7/15/11	Completed with 2010-2011 data	Completed with 2010-2011 data	Completed with 2010-2011 data	Completed with 2010-2011 data	Completed with 2010-2011 data	Completed with 2010-2011 data
GA	<a href="http://www.gaosa.org/FindASchool.aspx?PageReq=106&amp;FromSection=report&amp;SchoolId=ALL&amp;SY=2009">http://www.gaosa.org/FindASchool.aspx?PageReq=106&amp;FromSection=report&amp;SchoolId=ALL&amp;SY=2009</a>	The state Charter School board was contacted and said they would respond with information, but did not. Unofficial updates provided by Karen Miller.	Completed with 2010-2011 data	Completed with 2010-2011 data	Completed with 2010-2011 data	Completed with 2010-2011 data	Completed with 2010-2011 data	Completed with 2010-2011 data
HI			Completed with 2010-2011 data	Completed with 2010-2011 data	Completed with 2010-2011 data	NA	NA	NA
IA	<a href="http://www.iowaschoolprofiles.com/">http://www.iowaschoolprofiles.com/</a>	Information on the only Iowa for-profit EMO-managed school (confirmed by school principal) was retrieved from Iowa School Profiles website; state DOE did not respond to requests	Completed with 2010-2011 data	Completed with 2010-2011 data	Completed with 2009-2010 data	NA	NA	NA
ID	<a href="http://www.sde.idaho.gov/ipd/reportcard/SchoolReportCard.asp">http://www.sde.idaho.gov/ipd/reportcard/SchoolReportCard.asp</a> ( <a href="http://apps.sde.idaho.gov/AYP/Home/SelectPublic">http://apps.sde.idaho.gov/AYP/Home/SelectPublic</a> )	Information on Idaho EMO-managed schools provided by Michelle Clement Taylor, School Choice Coordinator, Idaho State Department of Education	Completed with 2010-2011 data	Completed with 2010-2011 data	Completed with 2010-2011 data	NA	NA	NA
IL	<a href="http://iirc.niu.edu/ListSchools.aspx">http://iirc.niu.edu/ListSchools.aspx</a>	Illinois State Board of Education does not track EMOs or EMO-managed schools. 2009 enrollments, AYP status, and state ratings were gathered from the Illinois school report card website listed  Emailed Jennifer Saba 6/29/11; Jennifer returned email 6/29/11--stated that the deadline for CS to fill out the management relationship form is August 1--send follow-up email to Jennifer in mid to late July to remind her to send data; contacted schools that report a management relationship and asked who manages	Completed with 2010-2011 data	Completed with 2009-2010 data	Completed with 2009-2010 data	Completed with 2010-2011 data	Completed with 2009-2010 data	Completed with 2009-2010 data
IN	<a href="http://mustang.doe.state.in.us/AP/ayppress.cfm">http://mustang.doe.state.in.us/AP/ayppress.cfm</a>	Indiana Department of Education was contacted but did not respond. Information was gathered using Indiana Department of Education website.  Emailed K. Stewart 6/29/11; emailed Molly Chamberlin and Meredith Bovin at INDOE and Russ Simnick at Indiana Public Charter Schools Association; 7/7/11 Molly Chamberlin responded with enrollment links and AYP links, but no information about charter schools/holders/EMOs (responded 7/12 with question about additional contacts who might know about charter schools in the state--no response yet again!)	Completed with 2010-2011 data	Completed with 2009-2010 data	Completed with 2009-2010 data	Completed with 2010-2011 data	Completed with 2009-2010 data	Completed with 2009-2010 data

State	Relevant websites	Notes	Enrol- ment	AYP	State Perf. Rating	Enrol- ment	AYP	State Perf. Rating
KS	<a href="http://www.ksde.org/Default.aspx?tabid=403">http://www.ksde.org/Default.aspx?tabid=403</a>	Emailed Cherie Nicholson 6/29/11; responded via email 6/30 "The EMO's below are connected to a district. If they were not, they would not be able to operate. " Unsure whether these 3 KS schools are stand alone schools or if they are working with school districts to provide programming-- Insight School of KS at Hilltop is in NCES, but the other two schools do NOT seem to be stand alone schools. Final decision to remove schools from database has not been made yet.	Completed with 2010-2011 data	Completed with 2009-2010 data	Completed with 2009-2010 data	NA	NA	NA
LA	<a href="http://www.doe.state.la.us/lde/saa/2900.asp">http://www.doe.state.la.us/lde/saa/2900.asp</a> ( <a href="http://www.doe.state.la.us/lde/saa/3096.asp">http://www.doe.state.la.us/lde/saa/3096.asp</a> )	Louisiana Department of Education was contacted but did not respond. Information was gathered using Louisiana Department of Education website.  Emailed Erin Bendily 6/29/11; Emailed Barbara Ferguson from Research on Reforms 6/30/11; Erin Bendily emailed back on 7/5 and forwarded email on to Jacob Landry, our Executive Director of the Office of Parental Options. Jacob Landry provided website with info on new EMOS. Barbara Ferguson also provided list of charter operators via email on 7/11/11	Completed with 2010-2011 data	Completed with 2009-2010 data	Completed with 2009-2010 data	Completed with 2010-2011 data	Completed with 2009-2010 data	Completed with 2009-2010 data
MA	<a href="http://profiles.doe.mass.edu/search/search.aspx?leftNavId=">http://profiles.doe.mass.edu/search/search.aspx?leftNavId=</a>	Emailed CharterSchools@doe.mass.edu 6/29/11; Lee DeLorenzo responded on 6/30/11 with updates to list and the website where we can find the most up to date enrollments You can view a list of enrollment in charter schools at <a href="http://www.doe.mass.edu/charter/enrollment/">http://www.doe.mass.edu/charter/enrollment/</a>	Completed with 2010-2011 data	Completed with 2010-2011 data	Completed with 2009-2010 data	Completed with 2010-2011 data	Completed with 2010-2011 data	Completed with 2009-2010 data
MD	<a href="http://www.mdreportcard.org/">http://www.mdreportcard.org/</a>	Emailed charterschools@msde.state.md.us; general info mailed back with list of charter schools, but no EMOs; wrote back with questions regarding Imagine Lincoln PCS and EMOs generally and who to contact about district schools; Tammie Knights emailed from East Baltimore Development Corp--new EMO and info on Edison provided. Maryland DOE emailed 7/6 with list of charter schools with operators. New EMOs have been added.	Completed with 2010-2011 data	Completed with 2010-2011 data	Completed with 2009-2010 data	Completed with 2010-2011 data	Completed with 2010-2011 data	Completed with 2009-2010 data
MI	<a href="https://oeaa.state.mi.us/ayp/">https://oeaa.state.mi.us/ayp/</a>	Info updated using "PSA Status Update" worksheet from MI website	Completed with 2010-2011 data	Completed with 2009-2010 data	Completed with 2009-2010 data	Completed with 2010-2011 data	Completed with 2009-2010 data	Completed with 2009-2010 data
MN	<a href="http://education.state.mn.us/ReportCard2005/index.do">http://education.state.mn.us/ReportCard2005/index.do</a>	Contacted Stephanie Olsen 6/29/11 and follow up 7/13; state government shut down will delay response.	Completed with 2010-2011 data	Completed with 2010-2011 data	Completed with 2009-2010 data	Completed with 2010-2011 data	Completed with 2010-2011 data	Completed with 2009-2010 data
MO	<a href="http://dese.mo.gov/schooldata/school_data.html">http://dese.mo.gov/schooldata/school_data.html</a>	Emailed webrepjyprcharter@dese.mo.gov 6/29/11; email response from Curt Fuchs with updates to list	Completed with 2010-2011 data	Completed with 2009-2010 data	Completed with 2009-2010 data	Completed with 2010-2011 data	Completed with 2009-2010 data	Completed with 2009-2010 data
NC	<a href="http://www.ncreportcards.org/src/">http://www.ncreportcards.org/src/</a>	Emailed Janice Ham 6/29/11; confirmed via email that we have all schools, emailed again 6/30 asking for enrollments; replied again with <a href="http://ncpublicschools.org/fbs/accounting">ncpublicschools.org/fbs/accounting</a> then click data reports to obtain enrollments	Completed with 2010-2011 data	Completed with 2010-2011 data	Completed with 2010-2011 data	Completed with 2010-2011 data	Completed with 2010-2011 data	Completed with 2010-2011 data
NJ	<a href="http://education.state.nj.us/rc/nclb09/nclb.html">http://education.state.nj.us/rc/nclb09/nclb.html</a>	Emailed through website 6/29/11; emailed New Jersey Charter School Association 7/5 and Daniel Gohl at Newark Public Schools Carrie Wetherby, Program Manager, New Jersey Charter Schools Association provided enrollments and schools via email on 7/13	NA	NA	NA	Completed with 2010-2011 data	Completed with 2010-2011 data	Completed with 2009-2010 data
NM		New state indentified; will contact state charter division 7/28/11	NA	NA	NA	Completed with 2010-2011 data	Completed with 2010-2011 data	Completed with 2010-2011 data
NV	<a href="http://www.nevadareportcard.com/">http://www.nevadareportcard.com/</a>	Emailed Tom McCormack 6/29/11; Tom McCormack emailed back on 6/29/11 - contradicted K12's list and stated Beacon is not a managed school; they do not assist in operation of the school, only an ESP. Suggested we should contact Clark County School District for the info on the Edison schools. Emailed Debra Eloi of Clark Co. SD on 6/30 to confirm Edison Learning schools. On 7/14, talked to TJ at CCSD and she had no information. School directory online had Edison schools labeled, used that as confirmation.	Completed with 2010-2011 data	Completed with 2009-2010 data	Completed with 2009-2010 data	NA	NA	NA
NY	see file in AYP EMO folder ( <a href="http://www.emsc.nysed.gov/irts/reportcard/2009/home.html">http://www.emsc.nysed.gov/irts/reportcard/2009/home.html</a> )	CharterSchools@mail.nysed.gov 6/29/11; Hank Levin at TC emailed and he forwarded email on to Sam Abrams. Abrams confirmed the list for 2010-11. Cliff W. Chuang, Director, Charter School Office, New York State Education Department provided all sorts of new EMOS. Separate document in 10-11 folder Tiffany Liston provided information regarding Public Prep Network 7/6	Completed with 2010-2011 data	Completed with 2009-2010 data	Completed with 2009-2010 data	Completed with 2010-2011 data	Completed with 2009-2010 data	Completed with 2009-2010 data
OH	<a href="http://ilrc.ode.state.oh.us/Schools/Default.asp">http://ilrc.ode.state.oh.us/Schools/Default.asp</a> ( <a href="http://ilrc.ode.state.oh.us/Schools/Comm_School_list.asp">http://ilrc.ode.state.oh.us/Schools/Comm_School_list.asp</a> )	EMO information provided by Ohio Education Association.  Emailed Andy Jewell 6/29/11 (OEA); DataRequests@ode.state.oh.us bounced back as undeliverable; tried contact.center@ode.state.oh.us 6/29/11 ; Piet van Lier, Policy Matters Ohio, sent TONS of valuable information via email 7/6 compared against Jewell's database and updated, enrollments available on Jewell's spreadsheet, but official ODE enrollments were used.	Completed with 2010-2011 data	Completed with 2009-2010 data	Completed with 2009-2010 data	Completed with 2010-2011 data	Completed with 2009-2010 data	Completed with 2009-2010 data



State	Relevant websites	Notes	Enrol- ment	AYP	State Perf. Rating	Enrol- ment	AYP	State Perf. Rating
OK	<a href="http://www.sde.state.ok.us/AcctAssess/APIReportCards_Site/2009/Index.htm">http://www.sde.state.ok.us/AcctAssess/APIReportCards_Site/2009/Index.htm</a>	On 7/7/11 Steven Huff, Regional Accreditation Officer; Accreditation/Standards; State Department of Education provided all information through email	NA	NA	NA	Completed with 2010-2011 data	Completed with 2009-2010 data	Completed with 2009-2010 data
OR	<a href="http://www.ode.state.or.us/data/reportcard/reports.aspx">http://www.ode.state.or.us/data/reportcard/reports.aspx</a>	Emailed Margaret Bates on 6/29/11 and Susann Inman on 7/13, along with follow-up to Bates; Bates responded 7/14 with enrollments for all CHARTER schools, not Insight; will have to pick up Insight along the way	Completed with 2010-2011 data	Completed with 2010-2011 data	Completed with 2009-2010 data	Completed with 2010-2011 data	Completed with 2010-2011 data	Completed with 2009-2010 data
PA	File in AYP EMO folder ( <a href="http://www.education.state.pa.us/portal/server.pt/community/school_assessments/7442">http://www.education.state.pa.us/portal/server.pt/community/school_assessments/7442</a> )	Emailed Gregory Spadafore on 6/29/11; bounced back as undeliverable twice! Gary suggested Joan McKenzie--emailed 6/30/11; Emailed Tracey Hartmann at Research for Action; Deborah Good (Research for Action) emailed on 6/30 and said she could help with Philly schools, conference call showed that all for profit EMOs in Philly are now partnered with schools rather than managing them	Completed with 2010-2011 data	Completed with 2009-2010 data	Completed with 2009-2010 data	Completed with 2010-2011 data	Completed with 2009-2010 data	Completed with 2009-2010 data
RI	<a href="http://www.ride.ri.gov/default.aspx">http://www.ride.ri.gov/default.aspx</a>	New state identified; will contact state charter division 7/28/11	NA	NA	NA	Completed with 2010-2011 data	Completed with 2010-2011 data	Completed with 2010-2011 data
SC	<a href="http://ed.sc.gov/topics/assessment/scores/ayp/2009/default.cfm">http://ed.sc.gov/topics/assessment/scores/ayp/2009/default.cfm</a>	Emailed Julie Anna Hartwell, Ph.D. 6/29-- Tom Graves at SCDOE called on 7/5/11 with a new contact person in South Carolina: Virgie Chambers at 803 734 3698; emailed Virgie Chambers in early July and 7/13	Completed with 2010-2011 data	Completed with 2009-2010 data	Completed with 2009-2010 data	NA	NA	NA
TN	<a href="http://edu.reportcard.state.tn.us/pls/apex/f?p=200:1:2302903125423722::NO::">http://edu.reportcard.state.tn.us/pls/apex/f?p=200:1:2302903125423722::NO::</a>	Emailed Rich Haglund 6/29/11; responded 6/30/11 asking for clarification about our definition of an EMO (sent 6/30); 7/6 Rich Haglund, Director of Charter Schools, State Dept. of Education provided list of charters with sponsors - still to do: identify sponsors that have multiple schools Marisa Cannata at Vanderbilt provided a document on 7/6 with sponsors as well	NA	NA	NA	Completed with 2010-2011 data	Completed with 2010-2011 data	Completed with 2009-2010 data
TX	File in AYP EMO folder; State rating and AYP Status clearly labeled! ( <a href="http://mansfield.tea.state.tx.us/TEA.AskTED.Web/Forms/ReportSelection.aspx">http://mansfield.tea.state.tx.us/TEA.AskTED.Web/Forms/ReportSelection.aspx</a> )	All EMO information provided by Texas department of education.  Sent PIR emailed 6/29/11 Lifeng.Yang@tea.state.tx.us sent charter school enrollment for 2010-2011, but still waiting to hear back from other "relevant departments" on charter holders etc. Perry Weirich sent file via email on 7/26/2011, but EMOs in FP and NP have not yet been updated, will begin this on 7/27/11.	Completed with 2010-2011 data	Completed with 2009-2010 data	Completed with 2010-2011 data	Completed with 2010-2011 data	Completed with 2009-2010 data	Completed with 2009-2010 data
UT	<a href="http://www.schools.utah.gov/main/DATA-STATISTICS/Accountability/Accountability-Reports.aspx">http://www.schools.utah.gov/main/DATA-STATISTICS/Accountability/Accountability-Reports.aspx</a> ( <a href="http://www.schools.utah.gov/main/DATA-STATISTICS/Educational-Data/Accountability-School-Performance/Accountability-Reports.aspx">http://www.schools.utah.gov/main/DATA-STATISTICS/Educational-Data/Accountability-School-Performance/Accountability-Reports.aspx</a> )	Emailed Marlies Burns 6/29/11; responded to email 6/30 stating that Utah does not have any EMOs; Academics West is an ESP rather than a full service management company. Jed Stevenson from Academics West also copied on email. Removed all Utah schools and will explain the relationship between Academics West and those schools and how they were mistakenly profiled last year (list from Academics included these schools)	Completed with 2010-2011 data	Completed with 2009-2010 data	Completed with 2009-2010 data	NA	NA	NA
VA	<a href="https://p1pe.doe.virginia.gov/reportcard/">https://p1pe.doe.virginia.gov/reportcard/</a>	Emailed Julie Grimes 6/29; Kathleen Smith emailed back on 7/5/11 with complete list of EMO-managed schools. Cambridge and Pearson are new EMOs	Completed with 2010-2011 data	Completed with 2009-2010 data	Completed with 2009-2010 data	Completed with 2010-2011 data	No data for these schools (new)	No data for these schools (new)
WA	<a href="http://reportcard.ospi.k12.wa.us/ayp.aspx?schoolid=570&amp;OrgType=4&amp;reportLevel=School&amp;year=2008-09&amp;gradeLevelId=&amp;waslCategory=&amp;chartType=">http://reportcard.ospi.k12.wa.us/ayp.aspx?schoolid=570&amp;OrgType=4&amp;reportLevel=School&amp;year=2008-09&amp;gradeLevelId=&amp;waslCategory=&amp;chartType=</a> ( <a href="http://reportcard.ospi.k12.wa.us/Search.aspx?searchTypeId=4&amp;searchStr=">http://reportcard.ospi.k12.wa.us/Search.aspx?searchTypeId=4&amp;searchStr=</a> )	Emailed sbe@k12.wa.us 6/29; Ashley Harris emailed back on 7/1 with new contact for Digital Learning Division; contacted Leslie St. Pierre at this division on 7/5/11; Leslie St. Pierre, Manager of Online Providers, Digital Learning Department, OSPI responded on 7/11/11 with resources to move through-- 7/14 moved through list, no other EMOs stuck out, some iffy like i Academy and Giant Campus, but looks as though they are only providing curriculum, not full management	Completed with 2010-2011 data	Completed with 2009-2010 data	Completed with 2009-2010 data	NA	NA	NA
WI	<a href="http://www2.dpi.state.wi.us/sifi/Dist_pick.asp">http://www2.dpi.state.wi.us/sifi/Dist_pick.asp</a> <a href="http://www2.dpi.state.wi.us/sifi/default.asp">http://www2.dpi.state.wi.us/sifi/default.asp</a>	Jacqueline Abel 6/29; follow up to Abel 7/13	Completed with 2010-2011 data	Completed with 2010-2011 data	Completed with 2010-2011 data	NA	NA	NA
WY		Emailed Samantha Mills 6/29/11; Samantha Mills returned email 6/29 stating that Wyoming had no EMOs in operation. Scott Bullock was forwarded email from Samantha, Wyoming Connections is not a stand alone school, so should not be included in report	---	---	---	---	---	---

## Appendix C: For-Profit EMO Response Table

Large For-Profit EMOs	Response Date	No Response
Academica		x
Charter Schools USA		x
Connections Academy	9/8/2011	
Constellation Schools		x
CS Partners, LLC		x
Edison Learning		x
Educational Services of America, Inc.		x
Imagine Schools, Inc.	8/25/2011	
K12 Inc.		x
Leona Group, LLC, The		x
Mosaica Education, Inc.		x
National Heritage Academies		x
SABIS Educational Systems*	9/25/2011	
Victory Schools, Inc.		x
White Hat Management		x
<b>Large EMO Total Response Rate</b>	<b>20%</b>	<b>80%</b>
Medium For-Profit EMOs	Response Date	No Response
Accelerated Learning Solutions		x
Advance Educational Services		x
Benjamin Franklin Charter School		x
Cambridge Education LLC		x
Charter School Administrative Services		x
Charter School Associates, Inc.		x
Choice Schools Associates, LLC	8/26/2011	
Community Education Partners		x
eSchool Consultants		x
Evans Solution Management Company		x
Global Educational Excellence		x
Humanities and Sciences Academy of the United States, Inc.		x
Insight Schools		x
Midwest Management Group Inc.		x
OmniVest Properties Management, LLC	8/21/2011	
Performance Academies LLC		x
Pinnacle Education, Inc.		x
Rader Group		x
Romine Group, LLC, The		x
Varner and Associates International LLC		x
<b>Medium EMO Total Response Rate</b>	<b>10%</b>	<b>90%</b>
Small For-Profit EMOs	Response Date	No Response
777 Educational Management Company		x
A Childs View School Inc.		x
Academic Leadership Services, L.P.		x
Accelerated Learning Center, Inc.		x
ACH of America, LLC		x
Allen-Cochran Enterprises		x
Altair Learning Management		x
American Basic Schools, LLC		x
American Institutional Management Services		x
Bardwell Group		x
Black Star Educational Management		x
Bright Beginnings School, Inc.		x
Bright Horizons Family Solutions LLC		x
Cambridge Learning		x
Carter, Reddy and Associates		x

Small For-Profit EMOs	Response Date	No Response
Champion Schools, Inc.		x
Charter School Management Inc.		x
Compass High School, Inc.		x
Connections Between Cultures, Inc.		x
Cornerstone Charter School, Inc.		x
Country Gardens Educational Services, LLC		x
Desert Springs Academy		x
East Valley Academy		x
Eastpointe High School, Inc.		x
EdFutures, Inc.		x
Edtec Central, LLC		x
Education Associates		x
Education Management and Networks		x
Educational Impact, Inc.		x
Educators' Management Group	8/17/2011	
Eduprize Schools, LLC		x
GAR, LLC		x
Global Partnership Schools, Inc		x
Hamadeh Educational Services, Inc.		x
Hanley-Harper Group, Inc	8/24/2011	
Helicon Associates	8/20/2011	
Heritage Academy, Inc.		x
Innovative Teaching Solutions		x
Lakeshore Educational Management, Inc.	8/18/2011	
Legacy Traditional Charter School		x
LLL Licensing, Inc.		x
MJ Management Services Inc		x
Montessori Charter School of Flagstaff, Inc.		x
Montessori Schoolhouse of Tucson, Inc.		x
NetPrep, LLC		x
Newpoint Education Partners		x
O.P. Twelve, Inc.		x
Peak Performance		x
Pearson Education		x
Prep Net LLC		x
Rose Management Group	8/22/2011	
Schoolhouse Services and Staffing, Inc.		x
Self Development Charter School		x
Smart Schools Management		x
Solid Rock Management Company		x
Southern Arizona Community Academy, Inc.		x
Summit Management Consulting		x
Superior Management Corporation	8/18/2011	
Synergy Training Solutions		x
TAG Elementary, Inc.		x
Technical Academy Group LLC		x
Three Cord Inc.		x
Transitions Consultants LLC		x
Visions Education Development Consortium LLC		x
Youth and Family Centered Services		x
<b>Small EMO Total Response Rate</b>	<b>13%</b>	<b>87%</b>
<b>Total Response Rate</b>		

\* SABIS responded but not in time to updated in the report

## Appendix D: Nonprofit EMO Response Table

Large Nonprofit EMOs	Response Date	No Response
Academy for Urban School Leadership	8/26/2011	
Achievement First	8/25/2011	
Alliance for College-Ready Public Schools		x
America CAN		x
American Quality Schools		x
ASPIRA Association		x
Aspire Public Schools		x
Concept Schools	8/24/2011	
Cosmos Foundation Inc.		x
Diploma Plus Inc		x
Edvantages		x
Green Dot Public Schools		x
ICEF Public Schools	8/25/2011	
IDEA Public Schools		x
KIPP Foundation		x
Lighthouse Academies	8/25/2011	
Magnolia Educational & Research Foundation		x
Noble Network of Charter Schools		x
Partnership for Los Angeles Schools	8/23/2011	
Partnerships to Uplift Communities		x
PPEP and Affiliates		x
Responsive Education Solutions		x
Richard Milburn Academy, Inc.	8/26/2011	
Shekinah Learning Institute, Inc.		x
Summit Academy Management	8/26/2011	
Uncommon Schools		x
UNO Charter School Network		x
Uplift Education		x
<b>Large EMO Total Response Rate</b>	<b>29%</b>	<b>71%</b>
<b>Medium Nonprofit EMOs</b>	<b>Response Date</b>	<b>No Response</b>
Advance Baton Rouge, Inc.		x
Algiers Charter School Association		x
Baltimore Curriculum Project		x
Breakthrough Charter Schools	8/23/2011	
California Montessori Project		x
Camino Nuevo Charter Academy		x
Career Success Schools		x
Celerity Educational Group		x
Center City Public Charter School		x
Center for Academic Success, Inc.		x
Choice Education and Development Corporation (Joined with EdKey to form Sequoia Schools)		x
Daisy Education Corporation		x
EdKey		x
Educational Leadership, Inc.		x
Educational Resource Center, Inc.		x
Envision Schools		x
Excel Academy		x

Medium Nonprofit EMOs	Response Date	No Response
Expectations of Educational Excellence		x
Faith Family Kids, Inc.		x
Friends of Bedford		x
Friendship Public Charter School		x
Friendship Public Charter School		x
Gateway Community Charters	8/25/2011	
GEO Foundation	8/26/2011	
Great Hearts Academies	8/25/2011	
High Tech High	8/30/2011	
Honors Academy		x
Institute of Management and Resources, Inc.	8/18/2011	
Jubilee Academic Center, Inc.		x
King/Chavez Public Schools		x
Kingman Academy Of Learning	8/24/2011	
LEAD Charter Schools		x
Leadership Public Schools		x
Learning Matters Educational Group		x
Life School		x
Mastery Charter Schools		x
Mastery Learning Institute		x
Neighborhood Centers Inc.		x
New America Schools	8/31/2011	
New Urban Learning		x
Omega Schools		x
One Stop Multiservice Charter School		x
Options for Youth Inc		x
Orenda Education		x
Perspectives Charter Schools		x
Propel Schools		x
Raul Yzaguirre School for Success		x
Riverwalk Education Foundation, Inc.		x
Rylie Family Faith Academy		x
Salvaging Teens at Risk, Inc.		x
School of Excellence in Education		x
Skyline Schools, Inc.		x
Southwest Winners Foundation, Inc.		x
Student Alternatives Program Inc.		x
Success Charter Network		x
Tekoa Academy of Accelerated Studies	8/26/2011	
The Charter Foundation, Inc.		x
The Community Academy Public Charter School	9/1/2011	
Trinity Charter Schools		x
Tucson International Academy, Inc.		x
Universal Companies, Inc.		x
Winfree Academy Charter Schools		x
YES Prep Public Schools	8/25/2011	
<b>Medium EMO Total Response Rate</b>	<b>18%</b>	<b>82%</b>

Small Nonprofit EMOs	Response Date	No Response
100 Black Men Capitol Charter Initiative		x
Academies of Excellence, Inc.		x
Academy of Excellence, Inc.		x
Academy of Tucson Inc.		x
Advocacy for the Arts and Technology in New Orleans, Inc		x
Albert Einstein Academy		x
Allsport Enterprises, Inc		x
American Indian Public Charter School		x
Arizona Academy of Leadership, Inc.		x
Arizona Agribusiness and Equine Center, Inc.		x
Arizona Community Development Corporation	8/25/2011	
Ascend Learning, Inc		x
Association for Development of Academic Excellence		x
BASIS School, Inc.		x
Bay Area Charter School, Inc.		x
Beacon Education Network		x
Beginning with Children Foundation		x
Believe High School Network		x
Betty Shabazz International Charter School		x
Blueprint Education	8/19/2011	
Bright Star Schools		x
Brighter Choice Charter Schools		x
Buckeye On-line School for Success		x
CAFA, Inc.		x
Calvin Nelms Charter Schools		x
Catalyst Schools	8/22/2011	
César Chávez Public Charter Schools		x
Cesar Chavez School Network		x
City Neighbors, Inc		x
Civicorps Schools		x
Civitas Schools		x
Community & Economic Development Organization of Gadsden County, Inc.		x
Community Learning Center Schools Inc		x
CORE (Community Options for Resources in Education)		x
Creative Urban Education, Inc.		x
DC Prep		x
Democracy Prep Public Schools		x
Democratic Schools Research Incorporated		x
Democratic Schools Research Institute		x
East Baltimore Development Corporation		x
East Waco Innovative School Development, Inc.		x
Edsys, Inc.		x
Education for Change		x
EightCAP Inc.	8/23/2011	
Environmental Charter Schools		x
Envision Schools Colorado		x
Espiritu Community Development Corporation		x
eStem Public Charter Schools, Inc.		x
Explore Schools, Inc		x
FirstLine Schools, Inc		x
Five Key Charter Schools, Inc.		x
Foundation for Behavioral Resources		x
Galapagos Charter		x
Golden Rule Schools Inc.		x
Golden Valley Charter Schools Inc		x

Small Nonprofit EMOs	Response Date	No Response
Gulf Coast Council of Laraza, Inc.		x
Harlem Village Academies		x
High Desert Partnership in Academic Excellence	8/19/2011	
Hyde Leadership Schools	8/22/2011	
Innovative Education Management, Inc.		x
ISUS International		x
L. Lowell Byrd Memorial Education and Community Dev. Cor.		x
Lagniappe Academies of New Orleans		x
Living Classrooms Foundation		x
Metro Charter Academy		x
Midland Charter Initiative	8/24/2011	
Nataki Talibah Schoolhouse		x
National University Charter Academy		x
New City Public Schools		x
New Frontiers Charter School, Inc.	8/26/2011	
New Visions Academy, Inc.		x
NOLA 180		x
Panola Charter School		x
Para Los Ninos		x
Pelican Educational Foundation		x
Pointe Educational Services		x
Por Vida, Inc.		x
Public Preparatory Network, Inc		x
Quest, Inc		x
REAL Journey Academies		x
ReNew Schools Inc		x
Roads Education Organization		x
Rocketship Education	8/29/2011	
Scholar Academies	8/24/2011	
See Forever Foundation		x
Semillas Sociedad Civil		x
South Texas Education Technologies, Inc.	8/26/2011	
St. HOPE Public Schools		x
StarShine Academy		x
SVRC Industries, Inc.		x
Talent Development of John Hopkins University		x
TechEdventures	8/28/2011	
Texas Boys Choir		x
The Accelerated School		x
The Choice Foundation		x
The Edge School Inc.		x
The Influence 1 Foundation		x
The Learner-Centered School, Inc.		x
The Rocklin Academy		x
The SEED Foundation	8/25/2011	
Three Pillars ESP		x
Tracy Learning Center		x
Two Dimensions Preparatory Academy, Inc.		x
Value Schools		x
Varnett Schools, Inc.		x
Woodbridge Management & Education Services	8/25/2011	
Youth Visions Solutions		x
<b>Small EMO Total Response Rate</b>	<b>13%</b>	<b>87%</b>
<b>TOTAL RESPONSE RATE</b>	<b>17%</b>	<b>83%</b>

## Appendix D: No Longer Profiled Companies

Name of Company	Years Profiled	Reason for Exclusion
Accelerated Elementary and Secondary Schools	2004-2006	This EMO became a nonprofit EMO in July 2005.
Advantage Schools	1999-2001	Advantage Schools was acquired by Mosaica Schools in July 2001. Information attributed to the Advantage Schools website at <a href="http://www.advantageschools.com/news/mosaica%20070201.htm">www.advantageschools.com/news/mosaica%20070201.htm</a> on 07/02/01.
Allsport Enterprises Inc.	2007-2008	Allsport Enterprises Inc. converted to a nonprofit entity on July 19, 2009 Retrieved October 4, 2010 from <a href="http://www.asbcs.az.gov/userfilesAllsport%20Enterprises,%20Inc_.pdf">http://www.asbcs.az.gov/userfilesAllsport%20Enterprises,%20Inc_.pdf</a>
AlphaStaff	2008-2008	Although identified as an EMO in Florida Department of Education materials, AlphaStaff is a human resources outsourcing firm, not a full service management organization.
Cambridge Academy East Inc.	2003-2005	Cambridge Academy East, Inc. representative reported on 01/20/06 it operates as a non-profit company.
Cesar Chavez Middle Schools	2003-2005	Cesar Chavez Learning Community, Inc representative reported on 01/19/06 it operates as a non-profit company.
Charter School Services of Michigan (Nonprofit EMO)	2007-2010	Charter School Services of Michigan was mistakenly profiled in previous reports. Richard Powell, Administrative Consultant, replied on 8/25/2011 and stated that the company only provides human resource consulting and is not a full service management organization."
Crawford First Education	2000-2002	Crawford First Education offers supplementary education by contracting with schools to educate at-risk students. It is not considered an EMO.
Designs for Learning, Inc.	2000-2005	Designs for Learning, Inc. representative reported on 01/09/06 that it provides professional services, customized training, and consulting. Therefore, it is not considered an EMO.
Educational Services, Inc.	2002-2005	Educational Services, Inc. reports that it transferred schools Pathways Charter High

		School and Pathways Preparatory Academy to a non-profit charter named Pathways Charter School, Inc on 07/01/05, per company profile response on 01/04/06.
Excel Education Centers, Inc.	1999-2007	Verbal confirmation from employee at Liberty Traditional School, a school which used to be managed by Excel under a different name.
Future Development Education and Performing Arts Academy	2003-2003	Charter revoked by Charter School Board for failure to pay into Arizona state retirement system. School closed mid-year. "Phoenix school closes doors, students stranded." (2003, Oct. 16) azfamily.com.
General Health Corp.- Arizona Youth Associates	2003-2005	General Health Corp.- Arizona Youth Associates became a non-profit on 11/01/05. As per profile response: "we moved the charter school over and under a non-profit sector of the parent company. This is in response to the federal DOE's interpretation that for-profit status precludes a school from being classified as a 'public school' for the purposes of receiving grant funding."
Ideabanc, Inc.	2002-2005	Company reports it became a non-profit on 07/01/05 and changed name to Edventure, Inc., per company profile response on 12/06/05.
Innovative Educational Programs	2002-2002	Innovative Educational Programs offers supplementary education by contracting with schools to educate special education students. It is not considered an EMO. Information received via telephone conversation with Innovative Educational Programs on 12/12/02.
Lake Havasu Charter School, Inc.	2002-2002	Lake Havasu Charter School changed legal status from for-profit to non-profit on 1/4/2002. Information attributed to the Arizona Department of Education website at <a href="http://www.ade.state.as.us/charterschools/search/SiteList.asp">www.ade.state.as.us/charterschools/search/SiteList.asp</a> on 06/06/02.
LearnNow	2001-2001	Acquired by Edison Schools in July 2001. Information attributed to the Edison Schools website at <a href="http://www.edisonschools.com/news/news/cfm?ID=88">www.edisonschools.com/news/news/cfm?ID=88</a> on 07/02/01.
Malone Management	1999-2001	Malone Management closed the only school they operated in 2000 and does not currently operate any schools.
Michigan Educational Personnel Services	2007-2010	Michigan Educational Personnel Services was mistakenly profiled in previous reports.

The company is not a full service management company.

Mountain Rose	2002-2002	Mountain Rose Academy changed legal status from for-profit to non-profit in 2002. Information received via telephone communication with Daisy Maldonado of Mountain Rose Academy, Inc. on 09/26/02. Note: This company changed their name in 2004 to Rose Management, and has returned to operating as a for-profit entity.
Ombudsman Educational Services, Ltd.	2002-2005	Ombudsman reports it was acquired by Educational Services of America, Inc. effective 09/16/05.
ORBIS Management Group, LLC	2002-2006	In a telephone interview 2/23/2007, a spokeswoman at Orbis Management Group said the company's work with Walden Green Day School was limited to managing its payroll account and related services. It therefore does not meet EMO criteria.
Pitman Resources	2002-2002	Pitman Resources' charter schools were bought by Sequoia Schools. Information received via telephone conversation with Pitman Resources on 12/03/02.
Planagement Group, L.P.,	2005-2007	Schools are now managed by Responsive Education Solutions, a non-profit company.
RelInventEd, Inc.	2003-2003	Charter revoked by Charter School Board for failure to administer the AIMS HS writing test in February 2003 and failing to provide educational services. Information attributed to the Arizona State Board of Charter Schools website at <a href="http://www.asbcs.state.az.us/asbcs">http://www.asbcs.state.az.us/asbcs</a> on 11/02/04.
Sequoia Charter Schools	2002-2005	Sequoia Charter Schools reported it became a non-profit on 11/01/05.
Shadow Ridge	2003-2003	No longer listed by the Arizona Department of Education as a charter school operator.
TessaracT Group	1999-2001	Company went bankrupt. "Charter school company files for bankruptcy protection." (2000, Oct. 10) Business News.
Tucson Country Day School	2003-2003	Indicated that they are a non-profit company. Information received via fax communication with Tucson Country Day School on 09/24/03.

# Appendix F

## Methods for Compiling School Profiles

Compiled each year since 1998-1999, *Profiles of Education Management Organizations* documents the number of private firms involved in managing publicly-funded schools, identifies the schools they manage, and records the number of students those schools enroll. The *Profiles* report was compiled using a combination of data sources. This year, the research began with a focus on state departments of education. Each state known to have either for-profit or nonprofit EMOs in operation was contacted to determine whether the state was tracking education management organizations and their schools. If a state tracked EMOs and had released current year enrollments, that information was used to update our data on the EMOs and the schools they operate in that state. As it turns out, few states are tracking EMOs or have information on the number and scope of EMO involvement. Therefore, after considering official state sources, we used one or more of the following methods to identify additional EMOs and EMO-managed schools: examination of state charter school directories; general Internet searches; and contacts made with advocacy groups, charter school sponsors, charter schools, or other key informants (see Appendix B for a complete list of methods used for each state).

After this round of state-level research was completed, each identified EMO was sent a document with descriptive information collected about the company and its schools. Representatives of the EMO were asked to confirm this information. Even though states did not have much data that identified EMOs, once we could determine which schools were operated by EMOs, we relied on the extensive information available from official state sources. Therefore, fewer attempts were made to solicit a response from EMOs for the current report than had been attempted in past years. In all cases, at least two contacts—one by fax and one by e-mail—were attempted to solicit a response from each large, medium, and small EMO. In many cases, two faxes were sent to each EMO. If the EMO did not list a fax number, an email was sent to all contacts listed on the company website or through the company website contact form. If neither a company email nor fax number could be located, faxes were sent to the first school listed on the company profile.

As a reflection of the fewer attempts to contact EMOs, we also received a lower response rate than in previous years. Twenty percent of large for-profit EMOs responded to our requests this year, as compared to 25% in 2009-2010. We received responses from 10% of medium EMOs in 2010-2011 (as compared to 24% in 2009-2010), and 13% of small EMOs, compared to 15% in 2009-2010. In terms of nonprofit EMOs, 29% of the large nonprofit EMOs responded, 18% of the medium-sized EMOs responded and 13% of the small nonprofit EMOs responded in 2010-11.

In most cases in which we received a response, we received all of the information we sought. In a few instances, the returned company profile was still missing years founded or updated enrollments. In these cases, one additional contact was attempted via email to gather the omitted information. For schools in states in which official enrollments had been released, those numbers were reported regardless of the enrollments reported by EMOs. In states for which 2010 enrollments had not been released, updated enrollments sent by the companies were used. In some cases, the state had not yet released 2010-11 enrollments and the company did not respond. For these schools, official 2009-2010 enrollments have been reported.

The companies profiled represent those Education Management Organizations that the authors could positively identify as either for-profit or nonprofit management companies and those classified as Education Management Organizations by state departments of education.