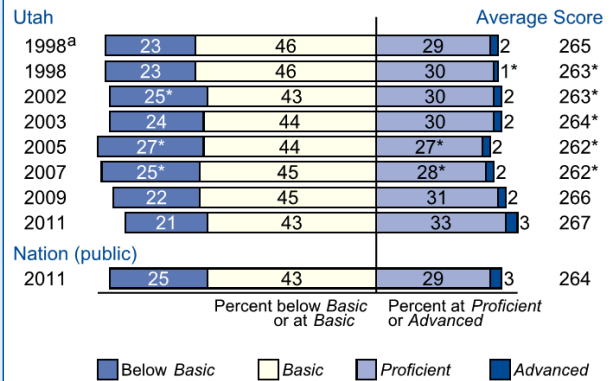


Overall Results

- In 2011, the average score of eighth-grade students in Utah was 267. This was higher than the average score of 264 for public school students in the nation.
- The average score for students in Utah in 2011 (267) was not significantly different from their average score in 2009 (266) and was higher than their average score in 1998 (263).
- In 2011, the score gap between students in Utah at the 75th percentile and students at the 25th percentile was 42 points. This performance gap was not significantly different from that of 1998 (40 points).
- The percentage of students in Utah who performed at or above the NAEP Proficient level was 35 percent in 2011. This percentage was not significantly different from that in 2009 (33 percent) and was not significantly different from that in 1998 (31 percent).
- The percentage of students in Utah who performed at or above the NAEP Basic level was 79 percent in 2011. This percentage was not significantly different from that in 2009 (78 percent) and was not significantly different from that in 1998 (77 percent).

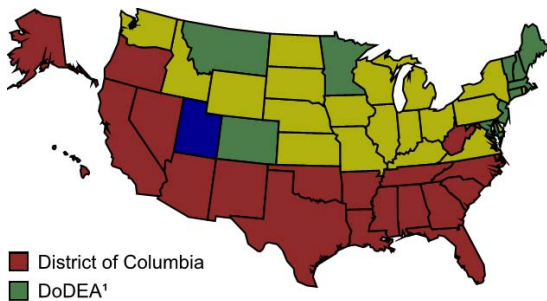
Achievement-Level Percentages and Average Score Results



* Significantly different ($p < .05$) from state's results in 2011. Significance tests were performed using unrounded numbers.
^a Accommodations not permitted. For information about NAEP accommodations, see <http://nces.ed.gov/nationsreportcard/about/inclusion.asp>.

NOTE: Detail may not sum to totals because of rounding.

Compare the Average Score in 2011 to Other States/Jurisdictions

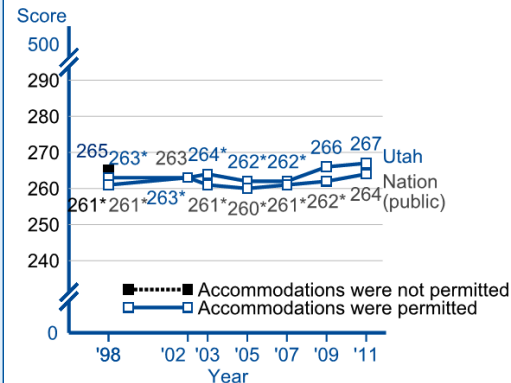


¹ Department of Defense Education Activity (overseas and domestic schools).

In 2011, the average score in **Utah** (267) was

- lower than those in 11 states/jurisdictions
- higher than those in 20 states/jurisdictions
- not significantly different from those in 20 states/jurisdictions

Average Scores for State/Jurisdiction and Nation (public)



* Significantly different ($p < .05$) from 2011. Significance tests were performed using unrounded numbers.

NOTE: For information about NAEP accommodations, see <http://nces.ed.gov/nationsreportcard/about/inclusion.asp>.

Results for Student Groups in 2011

| Reporting groups | Percent of students | Avg. score | Percentages at or above | | Percent at Advanced |
|--------------------------------------|---------------------|------------|-------------------------|------------|---------------------|
| | | | Basic | Proficient | |
| Race/Ethnicity | | | | | |
| White | 79 | 272 | 84 | 40 | 3 |
| Black | 1 | ‡ | ‡ | ‡ | ‡ |
| Hispanic | 14 | 247 | 58 | 13 | # |
| Asian | 2 | ‡ | ‡ | ‡ | ‡ |
| American Indian/Alaska Native | 1 | 244 | 57 | 18 | # |
| Native Hawaiian/Pacific Islander | 2 | ‡ | ‡ | ‡ | ‡ |
| Two or more races | 1 | ‡ | ‡ | ‡ | ‡ |
| Gender | | | | | |
| Male | 50 | 262 | 75 | 30 | 1 |
| Female | 50 | 272 | 83 | 41 | 4 |
| National School Lunch Program | | | | | |
| Eligible | 35 | 254 | 66 | 20 | 1 |
| Not eligible | 65 | 274 | 86 | 44 | 4 |

Rounds to zero.

‡ Reporting standards not met.

NOTE: Detail may not sum to totals because of rounding, and because the "Information not available" category for the National School Lunch Program, which provides free/reduced-price lunches, is not displayed. Black includes African American and Hispanic includes Latino. Race categories exclude Hispanic origin.

Score Gaps for Student Groups

- Data are not reported for Black students in 2011, because reporting standards were not met.
- In 2011, Hispanic students had an average score that was 24 points lower than White students. This performance gap was not significantly different from that in 1998 (21 points).
- In 2011, female students in Utah had an average score that was higher than male students by 10 points.
- In 2011, students who were eligible for free/reduced-price school lunch, an indicator of low family income, had an average score that was 21 points lower than students who were not eligible for free/reduced-price school lunch. This performance gap was not significantly different from that in 1998 (20 points).