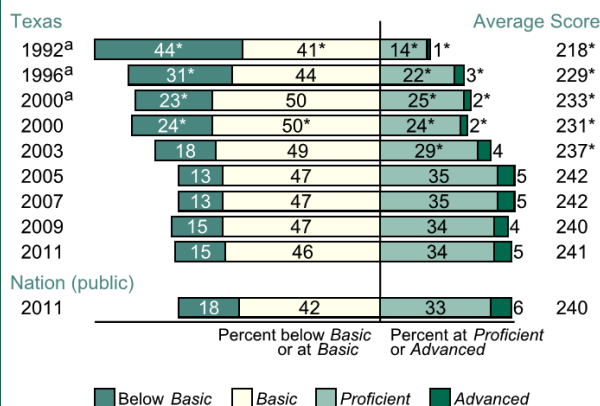


Overall Results

- In 2011, the average score of fourth-grade students in Texas was 241. This was not significantly different from the average score of 240 for public school students in the nation.
- The average score for students in Texas in 2011 (241) was not significantly different from their average score in 2009 (240) and was higher than their average score in 1992 (218).
- In 2011, the score gap between students in Texas at the 75th percentile and students at the 25th percentile was 34 points. This performance gap was narrower than that of 1992 (40 points).
- The percentage of students in Texas who performed at or above the NAEP *Proficient* level was 39 percent in 2011. This percentage was not significantly different from that in 2009 (38 percent) and was greater than that in 1992 (15 percent).
- The percentage of students in Texas who performed at or above the NAEP *Basic* level was 85 percent in 2011. This percentage was not significantly different from that in 2009 (85 percent) and was greater than that in 1992 (56 percent).

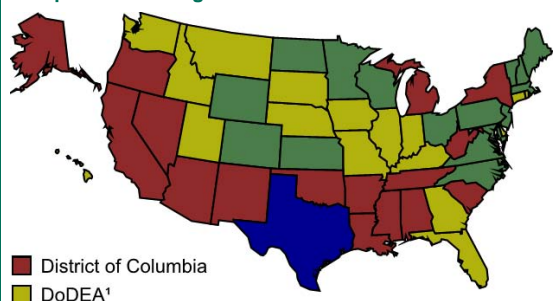
Achievement-Level Percentages and Average Score Results



* Significantly different ($p < .05$) from state's results in 2011. Significance tests were performed using unrounded numbers.
^a Accommodations not permitted. For information about NAEP accommodations, see <http://nces.ed.gov/nationsreportcard/about/inclusion.asp>.

NOTE: Detail may not sum to totals because of rounding.

Compare the Average Score in 2011 to Other States/Jurisdictions

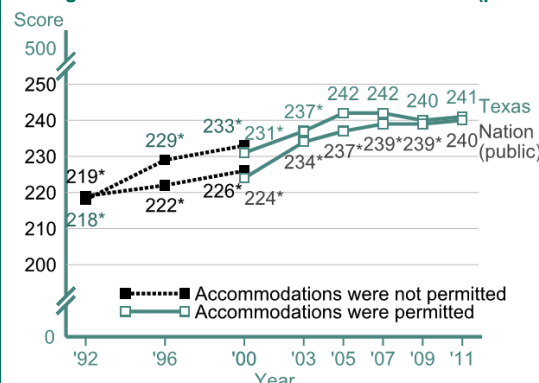


¹ Department of Defense Education Activity (overseas and domestic schools).

In 2011, the average score in **Texas** (241) was

- lower than those in 16 states/jurisdictions
- higher than those in 17 states/jurisdictions
- not significantly different from those in 18 states/jurisdictions

Average Scores for State/Jurisdiction and Nation (public)



* Significantly different ($p < .05$) from 2011. Significance tests were performed using unrounded numbers.

NOTE: For information about NAEP accommodations, see <http://nces.ed.gov/nationsreportcard/about/inclusion.asp>.

Results for Student Groups in 2011

Reporting groups	Percent of students		Percentages at or above		Percent at Advanced
	score	Avg.	Basic	Proficient	
Race/Ethnicity					
White	30	253	94	60	9
Black	13	232	77	25	1
Hispanic	53	235	81	29	2
Asian	3	264	97	72	28
American Indian/Alaska Native	#	‡	‡	‡	‡
Native Hawaiian/Pacific Islander	#	‡	‡	‡	‡
Two or more races	1	249	93	49	14
Gender					
Male	51	241	85	39	5
Female	49	241	85	39	4
National School Lunch Program					
Eligible	64	234	80	28	2
Not eligible	35	253	94	59	11

Rounds to zero.

‡ Reporting standards not met.

NOTE: Detail may not sum to totals because of rounding, and because the "Information not available" category for the National School Lunch Program, which provides free/reduced-price lunches, is not displayed. Black includes African American and Hispanic includes Latino. Race categories exclude Hispanic origin.

Score Gaps for Student Groups

- In 2011, Black students had an average score that was 22 points lower than White students. This performance gap was narrower than that in 1992 (31 points).
- In 2011, Hispanic students had an average score that was 18 points lower than White students. This performance gap was not significantly different from that in 1992 (22 points).
- In 2011, male students in Texas had an average score that was not significantly different from female students.
- In 2011, students who were eligible for free/reduced-price school lunch, an indicator of low family income, had an average score that was 19 points lower than students who were not eligible for free/reduced-price school lunch. This performance gap was narrower than that in 1996 (25 points).

NOTE: Statistical comparisons are calculated on the basis of unrounded scale scores or percentages. SOURCE: U.S. Department of Education, Institute of Education Sciences, National Center for Education Statistics, National Assessment of Educational Progress (NAEP), various years, 1992–2011 Mathematics Assessments.