

College Enrollment Patterns of Ohio First-Time Freshmen

Fall 1996 to Fall 2006

Prepared by



**Ohio Board
of Regents**

December 6, 2007

Table of Contents

Introduction	1
High School Graduation Rates, College-Going Rates, and 9 th Grader Chance for College by Age 19	2
Number of First-Time College Students from Ohio Enrolled Anywhere in the U.S, by Student Type.	3
Types of Institutions Attended by First-Time Students from Ohio who Enter College Directly from High School.....	4
Types of Institutions Attended by First-Time Students from Ohio who Delayed Entry into College by More than 12 Months	5
Percentage of First-Time Freshmen from Ohio that Enroll In-State, by Student Type	6
Pathways to College: Summary	7
Pathways to College Chart – First-Time Freshmen in Fall 2006 who Enter College Directly from High School.....	8
Pathways to College Chart – First-Time Freshmen in Fall 2006 who Delayed Entry into College by More than 12 Months	9
Top Destinations of Ohio High School Graduates Enrolling in Out-of-State Colleges Directly from High School.....	10

Introduction

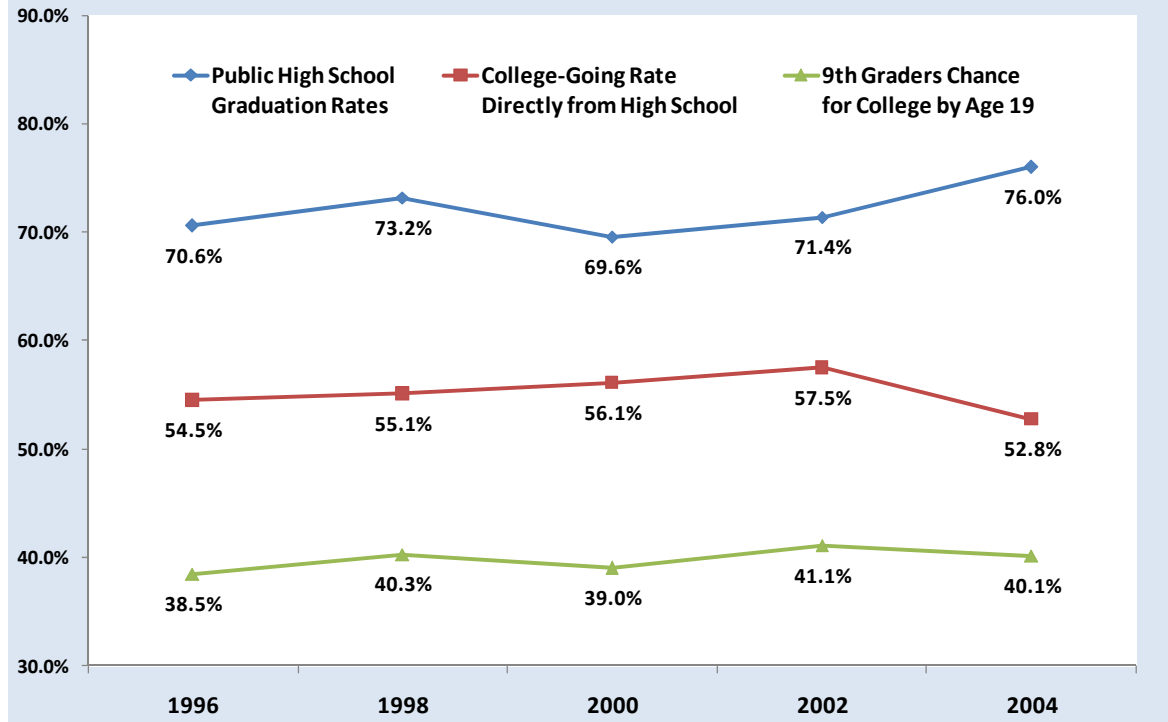
This report provides information about the number of Ohio high school graduates who enroll in college, the types of colleges they attend, and the location of those colleges? The data presented in this report was derived from residence and migration of first-time freshmen data obtained from the Integrated Postsecondary Education Data System (IPEDS). College enrollment data is limited to Title IV (eligible for federal financial aid), degree-granting colleges and universities.

Primary Observations:

- From fall 1996 to fall 2006, the number of Ohio high school graduates that enrolled in college for the first time anywhere in the U.S. increased from 88,254 to 105,619, a 20% increase. (Page 3)
- The number of first-time college students who graduated from high school more than one year prior to starting college increased steadily from 24,197 in 1998 to 29,689 in 2004, then spiked sharply to 35,564 in 2004 before dropping back down to 28,321 in 2006. Twenty-eight percent of all first-time freshmen from Ohio in 1996 were delayed-entry students, compared to 34% in 2004 and 27% in 2006. The spike that occurred in 2004 may have been the result of poor economic conditions in Ohio at that time.
- Fifty-three percent of Ohio's high school graduates in 2006 went directly to college somewhere in the United States. (Page 2) However, this rate excludes high school graduates who delay entry into college. More than 27% of first-time college students from Ohio in fall 2006 were delayed-entry students — students entering college more than one year after graduating from high school. (Page 3)
- Students who enter college directly from high school tend to enroll in 4-year institutions, while students who delay entry into college tend to enroll in 2-year institutions. In fall 2006, 80% of first-time freshmen entering college directly from high school attended a four-year institution compared to 31% of delayed-entry students. In contrast, 69% of first-time freshmen in fall 2006 who delayed entry into college by more than one year attended a two-year institution compared to just 20% of students entering college directly from high school. (Pages 6 and 7)
- The top five destinations of Ohio students going directly to college following high school graduation are all border states. In descending order, the top five states in fall 2006 were Indiana, Pennsylvania, Kentucky, Michigan, and West Virginia.
- The top five out-of-state colleges attended by Ohio students who went directly to college in fall 2006 following high school graduation were Northern Kentucky University, University of Kentucky, Eastern Kentucky University, Indiana University, and Purdue University.

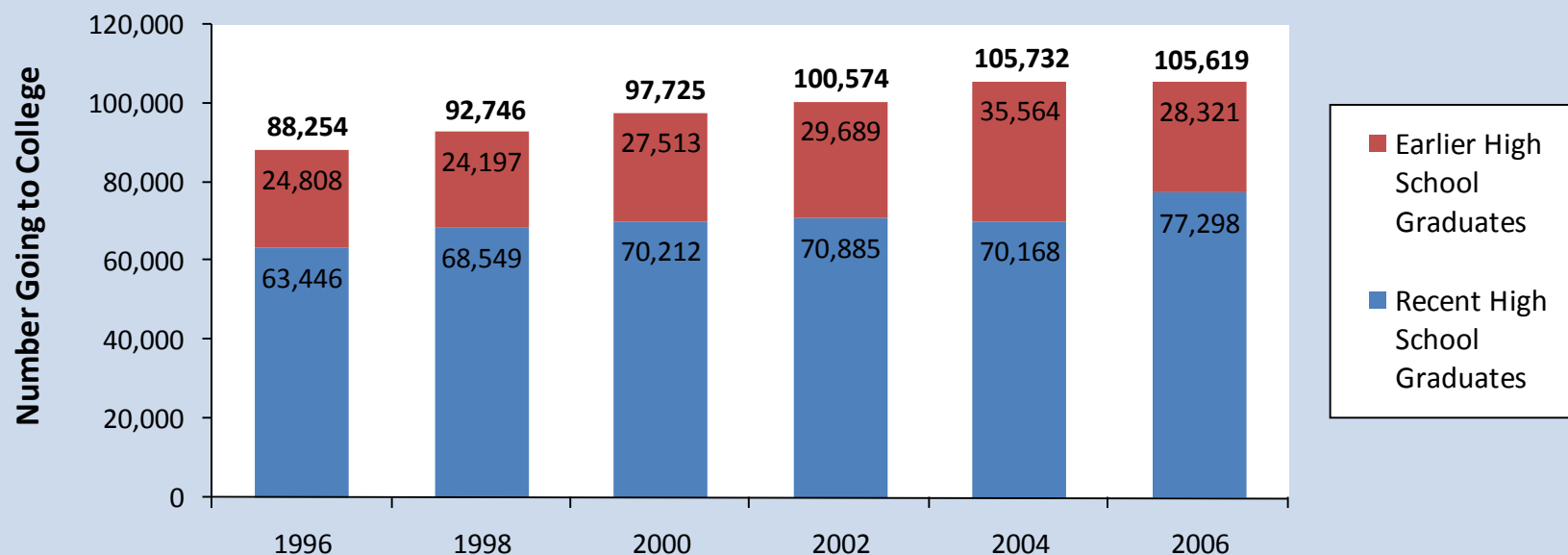
High School Graduation Rates, College-Going Rates, and 9th Grader Chance for College by Age 19

Ohio - 1996 to 2004



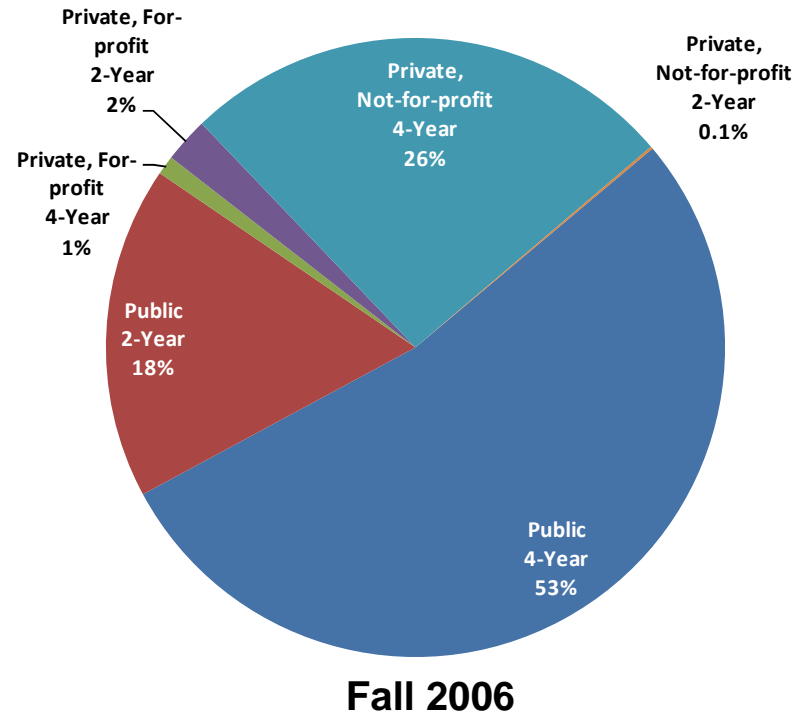
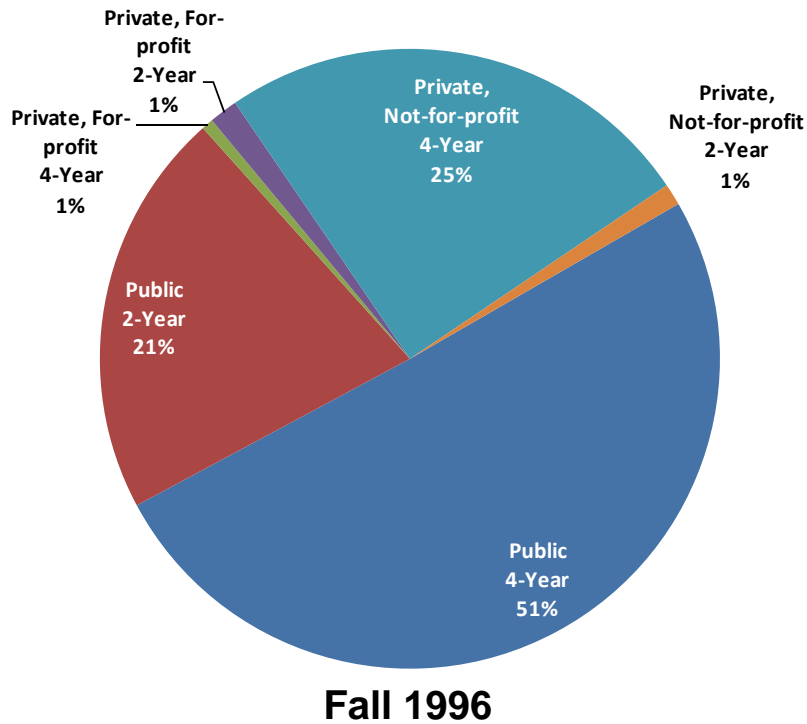
- Ohio's college-going rate in fall 2004 fell below the college-going rate of the United States (52.8% in Ohio compared to 55.7% nationwide). This was largely the result of the large increase in Ohio's high school graduation rate, from 71.4% in 2002 to 76% in 2004.
- Both the high school graduation rate and the college-going rate of high school graduates must be considered when analyzing college participation trends. The college-going rate by itself can be misleading
- The likelihood of a 9th grader attending college by age 19 (college freshmen divided by number of 9th graders four years earlier) takes into account both the high school graduation rate and the college going rate of high school graduates. This rate has increased from 38.5% in 1996 to 40.1% in 2004. The corresponding rate for the nation in 2004 was 68.8%.
- Actual college participation rates are higher when the substantial and growing numbers of delayed-entry students are included in the rates. (See page 5).

Number of First-Time College Students from Ohio Enrolled Anywhere in the United States by Student Type - Fall 1996 to Fall 2006



- The majority of first-time college freshmen from Ohio are students who have graduated from high school within the past year. In fall 2006, 74% of the 105,619 first-time freshmen from Ohio enrolled anywhere in the U.S. were recent high school graduates.
- The total number of first-time college freshmen from Ohio enrolled anywhere in the U.S. has increased by 20%, from 88,254 in fall 1996 to 105,619 in fall 2006.
- The number of first-time college students entering directly from high school has risen 22% over this time period, from 63,446 in fall 1996 to 77,298 in fall 2006.
- The number of first-time college students who delayed their entry into college by more than one year increased by 14%, from 24,808 in fall 1996 to 28,321 in fall 2006.
- Older students as a share of all first-time freshmen decreased slightly from 28% in fall 1996 to 27% in fall 2006.

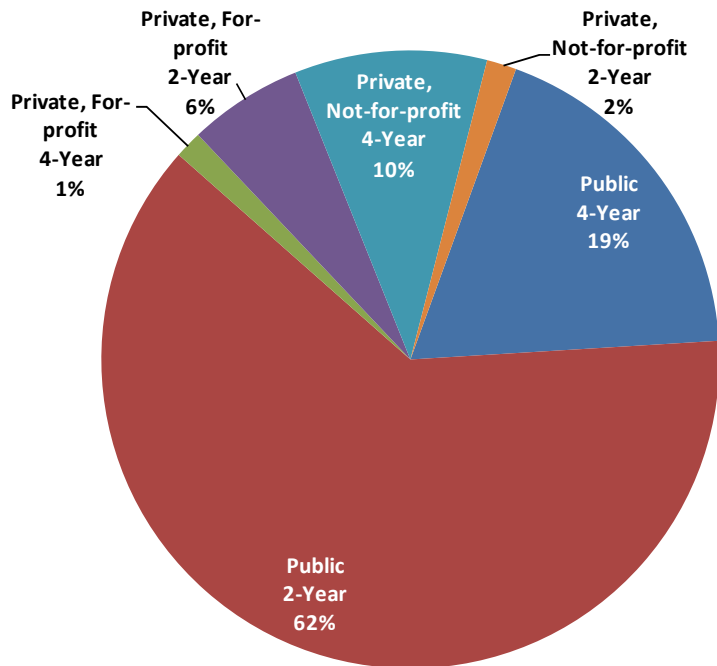
Types of Institutions Attended by First-Time Students from Ohio who Enter College Directly from High School – Fall 1996 compared to Fall 2006



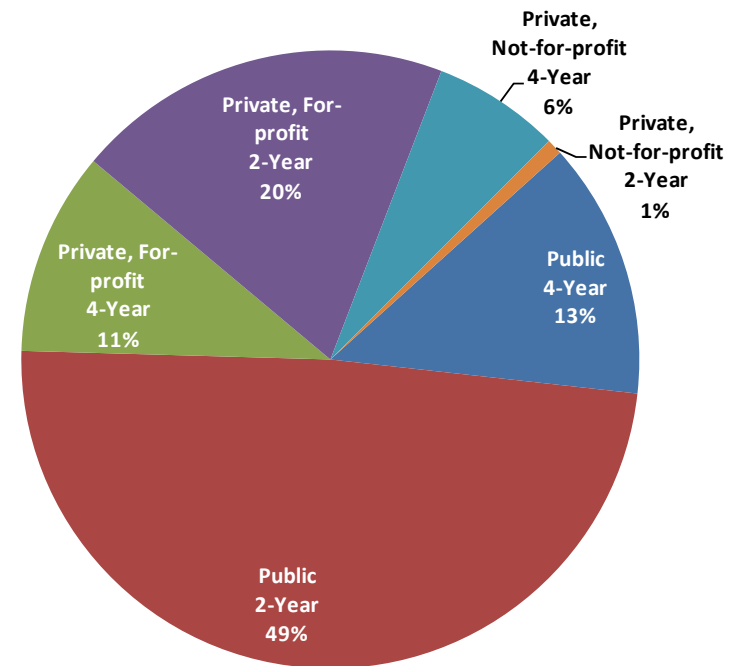
- In fall 2006, approximately 79% of Ohio first-time freshmen entering college directly from high school attended either a public or private four-year institution, up from 76% in fall 1996.

- The share of Ohio first-time freshmen who entered public, two-year colleges directly from high school fell from 21% in 1996 to 18% in 2006, while the share entering private, for-profit institutions increased slightly, from 2% to 3%.

Types of Institutions Attended by First-Time Students from Ohio who Delayed Entry into College by More than 12 Months – Fall 1996 compared to Fall 2006



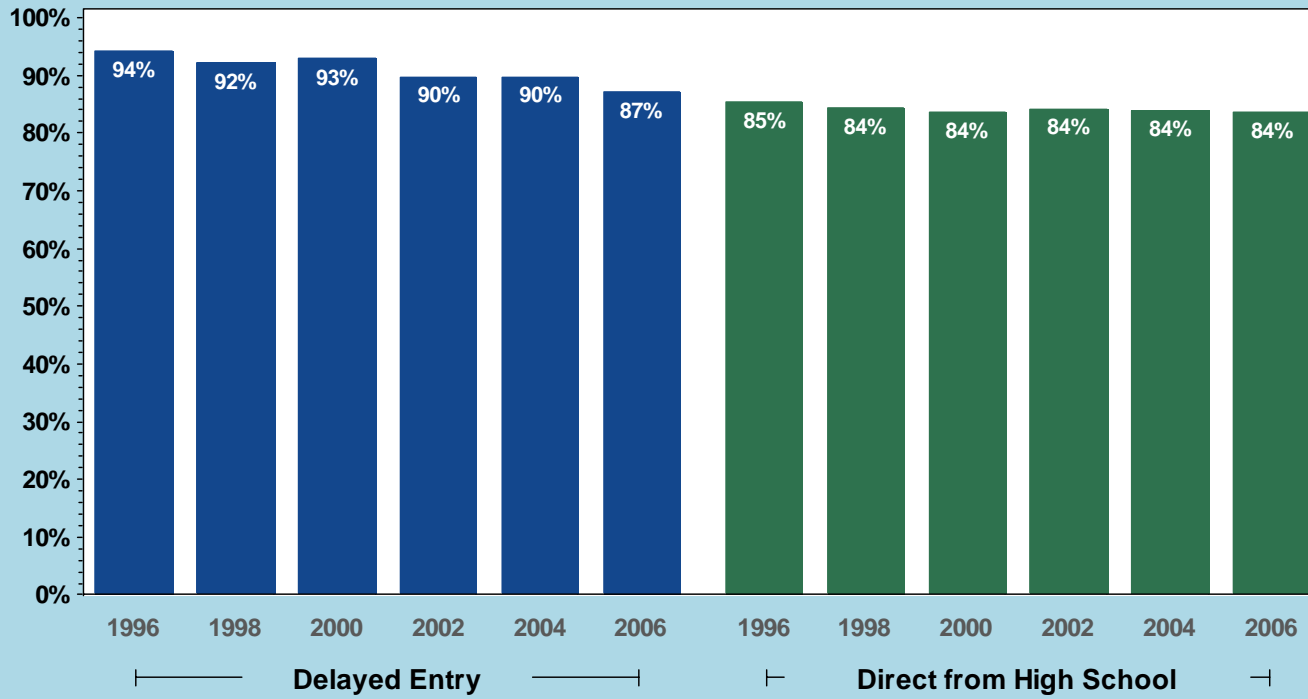
Fall 1996



Fall 2006

- The enrollment patterns for first-time, freshmen who delayed entry into college changed considerably from fall 1996 to fall 2006, with a larger share attending for-profit institutions.
- In 1996, 7% of first-time, freshmen who delayed entry into college attended a for-profit institution, 81% attended a public college or university, and 12% attended a private not-for-profit institution.
- In fall 2006, 31% of first-time, freshmen who delayed entry into college attended a for-profit institution, 62% attended a public institution, and 7% attended a private not-for-profit institution.

Percentage of First-Time Freshmen from Ohio that Enroll In-State
By Student Type - 1996 through 2006

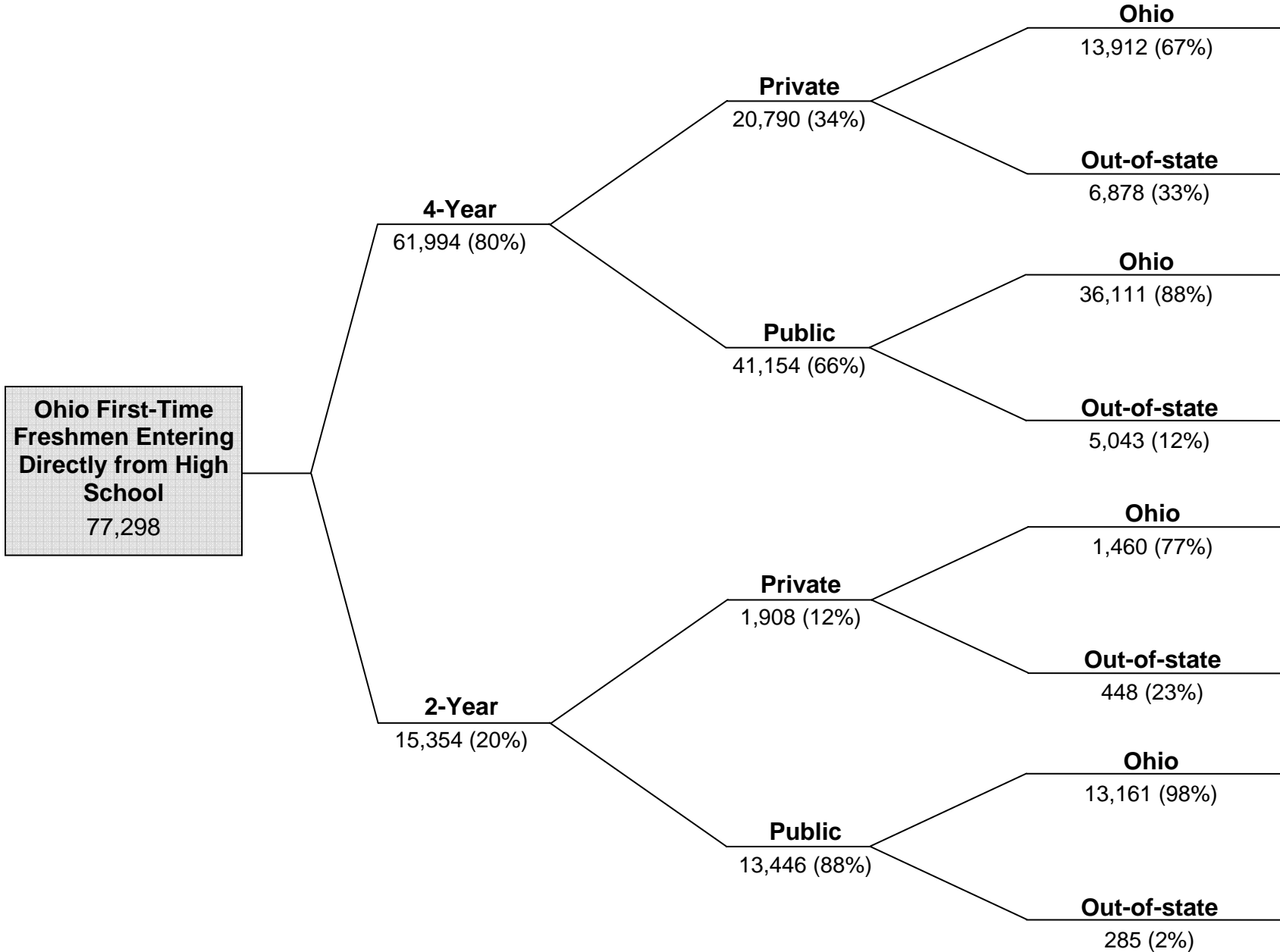


- Most first-time college students from Ohio choose to attend an in-state college. Graduates who delay entry into college by at least one year are slightly more likely than their younger counterparts to remain in-state.
- Among Ohio's high school graduates who go directly to college, the percent that stay in-state has been relatively constant over time - 85% in fall 1996 compared to 84% in fall 2006.
- Among Ohio's high school graduates who wait more than a year before enrolling in college, the percent that stay in Ohio has fallen from 94% in fall 1996 to 87% in fall 2006.

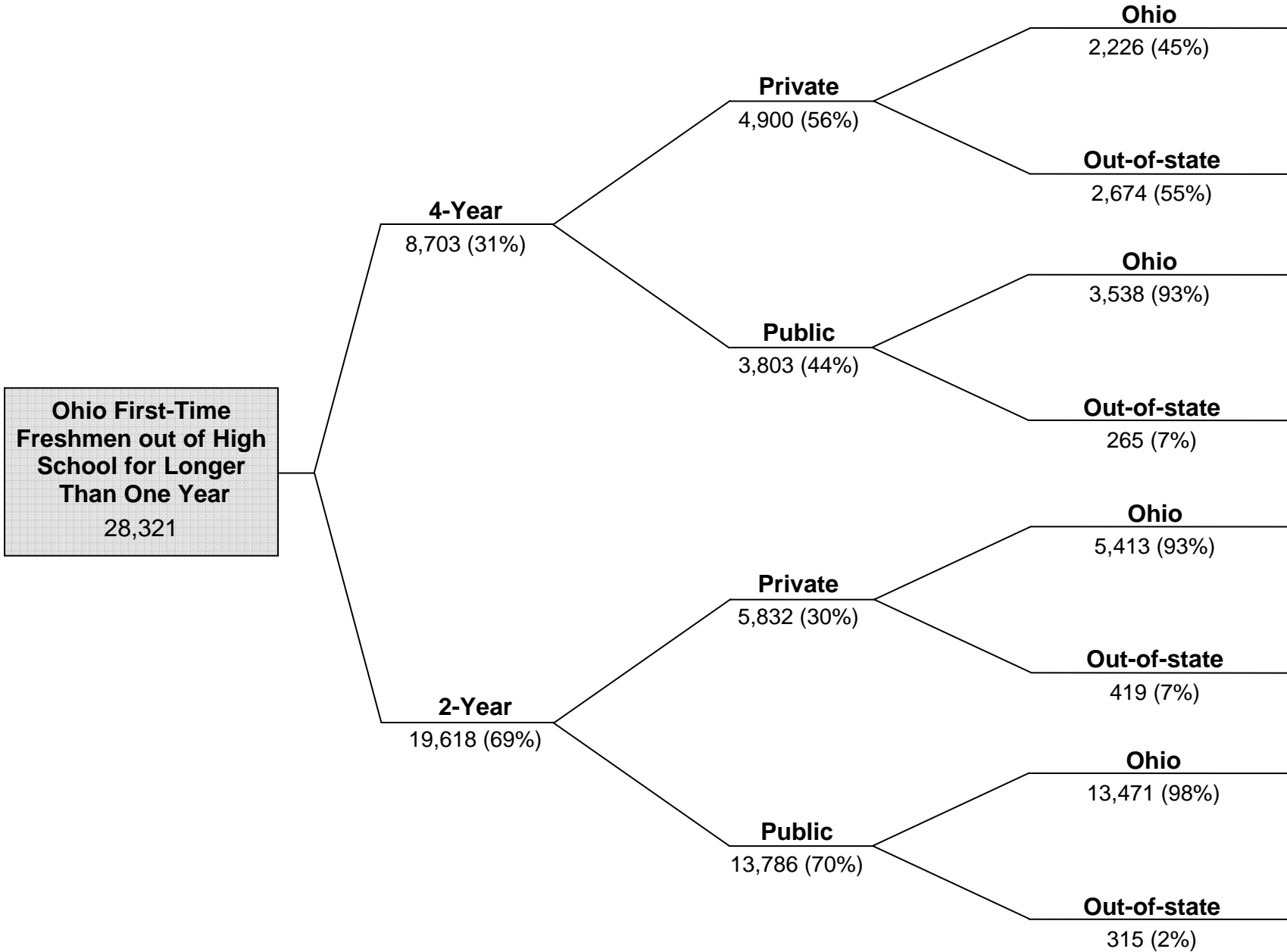
Pathways to College Summary

- The transition from high school to college requires many decisions on the part of students and their families. Should they attend college right after high school, or wait a year or even longer? Should they attend a four-year or two-year institution, public or private institution, stay in Ohio or go out-of-state?
- The charts on the following pages show that the paths taken by Ohio's high school graduates vary considerably by age group.
- The majority of first-time college students from Ohio that enrolled in fall 2006 (74% of 105,619 first-time freshmen) were recent high school graduates. Eighty percent of those students chose to attend a four-year college or university. Sixty-six percent of those students attending a four-year college chose a public institution, with an overwhelming majority (88%) remaining within the state of Ohio.
- Among the first-time college students from Ohio in fall 2006 who entered a four-year institution, 34% chose to attend a private institution. Approximately two-thirds of those students remained in-state.
- Twenty percent (15,354) of first-time freshmen in fall 2006 who recently graduated from high school chose a two-year institution, with the majority of those students attending an Ohio public institution.
- Students who wait more than a year after high school graduation to attend college take a much different path to college than those who enter directly from high school. Most noticeable is that the entry point for a majority (69%) of these students is a two-year institution.
- High school graduates who take more than a year off before entering college are more likely than their younger counterparts to attend private institutions (both for-profit and not-for-profit). Among the first-time students at two-year colleges or universities in fall 2006 who delayed entering college by more than one year, 30% were enrolled at a private college or university.
- Among the first-time students at four-year colleges or universities in fall 2006 who delayed entering college by more than one year, 56% were enrolled at a private college or university.

Pathways to College Chart – First-Time Freshmen in Fall 2006 Direct from High School



Pathways to College Chart – First-Time Freshmen in Fall 2006 who Delayed Entry by More than One Year



Top Destinations of Ohio High School Graduates Enrolling In Out-of-State Colleges Directly from High School

Fall 2006

Top Twenty States

State	Freshmen from Ohio
Indiana	1,884
Pennsylvania	1,810
Kentucky	1,759
Michigan	772
West Virginia	703
Illinois	668
New York	649
Florida	418
Tennessee	404
North Carolina	390
South Carolina	359
Massachusetts	292
Virginia	265
Missouri	253
Georgia	212
Arizona	188
District of Columbia	178
California	168
Colorado	142
Alabama	134

Top Twenty Out-of-State Institutions

Institution	Location	Freshmen from Ohio
Northern Kentucky University	Highland Heights, KY	457
University of Kentucky	Lexington, KY	416
Eastern Kentucky University	Richmond, KY	269
Indiana University-Bloomington	Bloomington, IN	250
Purdue University-Main Campus	West Lafayette, IN	230
Eastern Michigan University	Ypsilanti, MI	207
Ball State University	Muncie, IN	193
The Art Institute of Pittsburgh	Pittsburgh, PA	186
Indiana Wesleyan University	Marion, IN	156
Morehead State University	Morehead, KY	153
University of Michigan-Ann Arbor	Ann Arbor, MI	137
Marshall University	Huntington, WV	134
University of Notre Dame	Notre Dame, IN	130
Mercyhurst College	Erie, PA	126
Loyola University Chicago	Chicago, IL	123
Pittsburgh Technical Institute	Oakdale, PA	123
West Liberty State College	West Liberty, WV	107
West Virginia University	Morgantown, WV	99
DePaul University	Chicago, IL	98
Duquesne University	Pittsburgh, PA	97