


Overall Results

- In 2009, the average score of twelfth-grade students in South Dakota was 292. This was higher than the average score of 287 for public school students in the nation.
- The percentage of students in South Dakota who performed at or above the NAEP *Proficient* level was 40 percent in 2009. This percentage was greater than the nation (37 percent).
- The percentage of students in South Dakota who performed at or above the NAEP *Basic* level was 82 percent in 2009. This percentage was greater than the nation (73 percent).

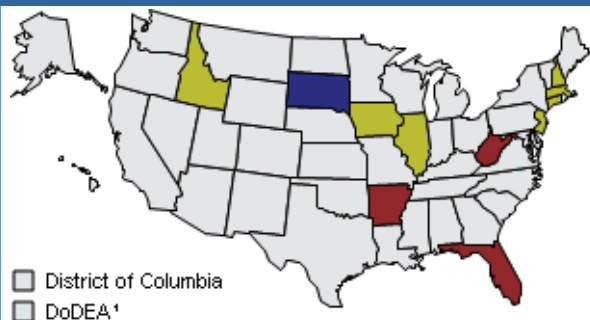
Achievement-Level Percentages and Average Score Results



* Significantly different ($p < .05$) from South Dakota.

NOTE: Detail may not sum to totals because of rounding.

Compare the Average Score in 2009 to Other States/Jurisdictions

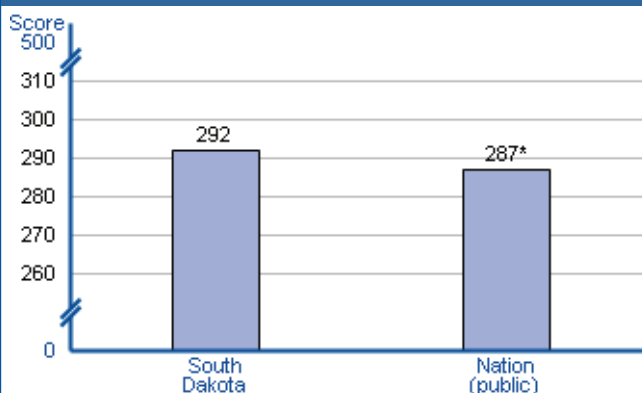


* Department of Defense Education Activity (domestic and overseas schools).

In 2009, the average score in **South Dakota** was

- lower than that in 0 states/jurisdictions
- higher than those in 3 states/jurisdictions
- not significantly different from those in 7 states/jurisdictions
- 41 states/jurisdictions did not participate

Average Scores for State/Jurisdiction and Nation (public)



* Significantly different ($p < .05$) from South Dakota.

Results for Student Groups in 2009

Reporting Groups	Percent of Avg. students score		Percentages at or above		Percent at Advanced
			Basic	Proficient	
Gender					
Male	51	286	76	32	1
Female	49	299	88	49	3
Race/Ethnicity					
White	89	294	84	42	2
Black	2	‡	‡	‡	‡
Hispanic	2	‡	‡	‡	‡
Asian/Pacific Islander	1	‡	‡	‡	‡
American Indian/Alaska Native	6	276	67	22	1

Rounds to zero.

‡ Reporting standards not met.

NOTE: Detail may not sum to totals because of rounding, and the "Unclassified" category for race/ethnicity are not displayed.

Score Gaps for Student Groups

- In 2009, female students in South Dakota had an average score that was higher than male students.
- Data are not reported for Black students in South Dakota, because reporting standards were not met.
- Data are not reported for Hispanic students in South Dakota, because reporting standards were not met.

NOTE: Statistical comparisons are calculated on the basis of unrounded scale scores or percentages. The national results are based on nationally representative samples of twelfth-graders from 1,670 schools. State results in NAEP reading are reported for twelfth-grade public school students in the 11 states that volunteered to participate in the first twelfth-grade state pilot program in 2009: Arkansas, Connecticut, Florida, Idaho, Illinois, Iowa, Massachusetts, New Hampshire, New Jersey, South Dakota, and West Virginia.

SOURCE: U.S. Department of Education, Institute of Education Sciences, National Center for Education Statistics, National Assessment of Educational Progress (NAEP), 2009 Reading Assessment.