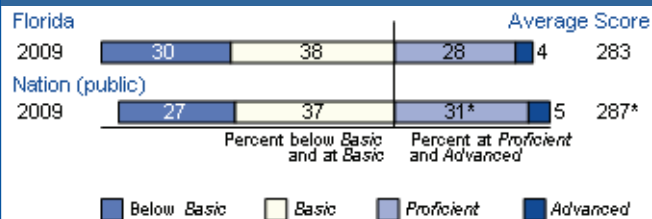


Overall Results

- In 2009, the average score of twelfth-grade students in Florida was 283. This was lower than the average score of 287 for public school students in the nation.
- The percentage of students in Florida who performed at or above the NAEP *Proficient* level was 32 percent in 2009. This percentage was smaller than the nation (37 percent).
- The percentage of students in Florida who performed at or above the NAEP *Basic* level was 70 percent in 2009. This percentage was not significantly different from the nation (73 percent).

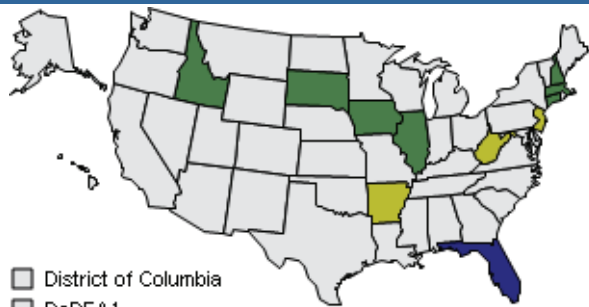
Achievement-Level Percentages and Average Score Results



* Significantly different ($p < .05$) from Florida.

NOTE: Detail may not sum to totals because of rounding.

Compare the Average Score in 2009 to Other States/Jurisdictions

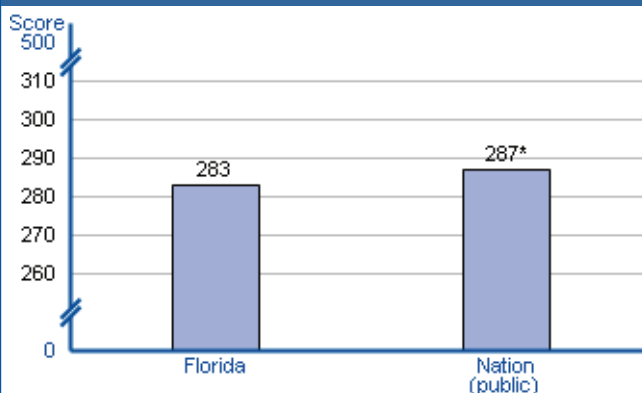


* Department of Defense Education Activity (domestic and overseas schools).

In 2009, the average score in **Florida** was

- lower than those in 7 states/jurisdictions
- higher than that in 0 states/jurisdictions
- not significantly different from those in 3 states/jurisdictions
- 41 states/jurisdictions did not participate

Average Scores for State/Jurisdiction and Nation (public)



* Significantly different ($p < .05$) from Florida.

Results for Student Groups in 2009

Reporting Groups	Percent of students		Percentages at or above		Percent at Advanced
	Avg. score	score	Basic	Proficient	
Gender					
Male	48	276	63	26	3
Female	52	289	77	38	5
Race/Ethnicity					
White	51	289	76	39	5
Black	20	269	59	17	1
Hispanic	23	277	65	26	3
Asian/Pacific Islander	3	296	79	48	6
American Indian/Alaska Native	#	‡	‡	‡	‡

Rounds to zero.

‡ Reporting standards not met.

NOTE: Detail may not sum to totals because of rounding, and the "Unclassified" category for race/ethnicity are not displayed.

Score Gaps for Student Groups

- In 2009, female students in Florida had an average score that was higher than male students.
- In 2009, Black students had an average score that was 20 points lower than White students. This performance gap was narrower than the nation (27 points).
- In 2009, Hispanic students had an average score that was 12 points lower than White students. This performance gap was narrower than the nation (22 points).

NOTE: Statistical comparisons are calculated on the basis of unrounded scale scores or percentages. The national results are based on nationally representative samples of twelfth-graders from 1,670 schools. State results in NAEP reading are reported for twelfth-grade public school students in the 11 states that volunteered to participate in the first twelfth-grade state pilot program in 2009: Arkansas, Connecticut, Florida, Idaho, Illinois, Iowa, Massachusetts, New Hampshire, New Jersey, South Dakota, and West Virginia.

SOURCE: U.S. Department of Education, Institute of Education Sciences, National Center for Education Statistics, National Assessment of Educational Progress (NAEP), 2009 Reading Assessment.