

# priorities and results

**TEACHFORAMERICA**

2009 Annual Report

Dear Friends and Supporters,

While 2009 presented serious economic challenges for our nation, and particularly for the low-income communities we serve, the year also presented new opportunities. The depressed economy forced school districts to cut hiring and struck at each of Teach For America's funding streams, but with the continued enthusiasm for public service, talent—the most precious resource in education reform and historically the greatest constraint on Teach For America's growth—was in greater supply than ever. Moreover, new opportunities in the policy environment produced fresh possibilities for Teach For America, and for education reform in general.

More than 35,000 individuals applied to Teach For America, a 40 percent increase over the previous year. This unprecedented outpouring of interest and the growing track record of Teach For America corps members and alumni generated the public and private support necessary to stay the course on our five-year growth plan despite the challenges facing districts and funding sources. In 2009 Teach For America placed an incoming corps that was 10 percent larger than in 2008, growing our presence in some communities while cutting back in others and launching a record six new sites.


As we marshaled the resources to fuel our growth, our corps members worked relentlessly in the classroom, in aggregate meeting or exceeding our student achievement goals for the year and affirming that our investments in teacher training and support are realizing results. Moreover, individual and collective examples of our alumni impact continued to demonstrate that Teach For America plays a powerful role in driving systemic change for hundreds of thousands of children growing up in low-income communities.

This momentum earned increasing recognition as the number of articles on Teach For America in major media outlets rose by 125 percent, to more than 500; President Obama noted the growth in our application numbers as evidence of young people's growing desire to serve their country; and Education Secretary Arne Duncan endorsed Teach For America during his confirmation hearings.

More important, this momentum extended well beyond Teach For America to the broader effort for education reform. We participated in a growing national discourse on student achievement, teacher and school quality, and the importance of measurable results. We witnessed significant philanthropic and federal resources being directed toward innovation and impact and were encouraged by forward-looking policy discussions at all levels.

As we conclude the fourth year of Teach For America's 2010 growth plan, we are energized by the impact of sustained investments in our four organizational priority areas: growing in scale while increasing the diversity of our corps, maximizing corps members' impact on student achievement, fostering the leadership of alumni as a force for change, and building an enduring institution. A bigger, better Teach For America will provide the leadership necessary to seize the current opportunities and enable increasingly reform-oriented policies and practices to endure well into the future, generating an unstoppable movement to ensure educational opportunity for all.

We are so deeply grateful to you all, the supporters who make our work possible. On behalf of our corps members and alumni, the students they impact, and the communities we serve, thank you for your steadfast belief in our mission and your contribution to our effort to provide all of our nation's children with the opportunities they deserve.



**Walter Isaacson**  
Chair, National Board of Directors



**Wendy Kopp**  
CEO & Founder

priority one

# Grow in Scale and Diversity



**Growing in scale is critical to our efforts** because every additional corps member has the potential to impact the life trajectories of more students, to become another leader in the long-term pursuit of educational opportunity for all, and to join the critical mass of effective teachers and reform-oriented leaders influencing change in communities nationwide.

Overall, our incoming **2009 corps** was 10 percent larger than the incoming 2008 corps. This growth was enabled by a record-breaking recruitment campaign, which yielded 35,000 applications. Seniors from approximately 450 colleges and universities applied, including between 5 and 15 percent of the graduating classes at more than 130 schools. Among this group were 11 percent of all seniors and nearly 20 percent of African American and Latino seniors at Ivy League institutions. Teach For America is now the number-one employer of graduating seniors at more than 20 schools, including Georgetown University, Spelman College, and the University of Chicago. In addition, we experienced a 25 percent increase from 2008 in the number of professionals and graduate students who applied.

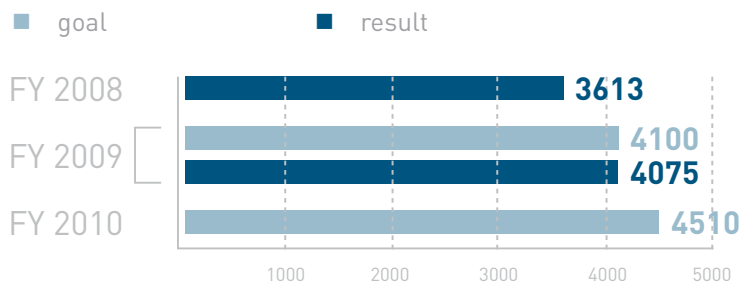
In growing the size of the 2009 corps to more than 4,000 members, Teach For America continued to enroll academically strong and increasingly diverse leaders. Incoming corps members earned an average GPA of 3.6 and a combined SAT score of 1333, and 89 percent held leadership positions as undergraduates. Though we fell slightly short of our ambitious corps diversity goals, we increased the proportion of corps members who identify as people of color, growing Hispanic representation by nearly a full percentage point. Almost one-third of incoming corps members were people of color, and one-quarter received Pell Grants. Nearly 10 percent were African Americans, which is approximately double the percentage of African American graduates each year at the 340 most selective colleges.

A record-setting recruitment year was coupled with historically high retention rates: 92 percent of first-year corps members returned to teach for a second year. In contrast, 86 percent of all new teachers and 83 percent of new teachers in low-income communities return for a second year.

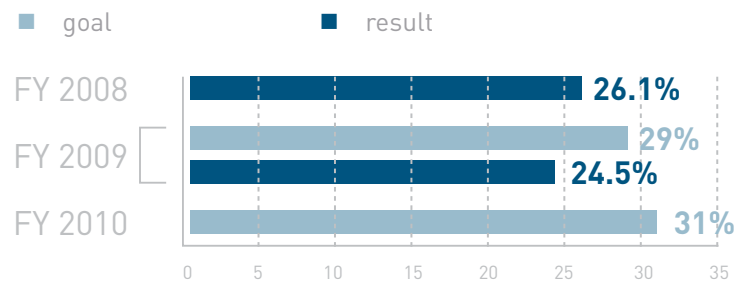
Additionally, increased demand for Teach For America allowed us to seize the opportunities presented in the outpouring of applicant interest by opening six sites and growing significantly in eight existing sites. In each of our new regions—Greater Boston, Dallas, Milwaukee, Nashville, the Twin Cities, and Tulsa—between 35 and 100 corps members began teaching and building the foundation for long-term impact. In addition, we expanded our Mid-Atlantic region to include Wilmington, Del. And despite significant state and district budget cuts in many places around the country, supporters identified the teaching positions and secured the funding that enabled us to grow 225 percent in the Mississippi Delta, more than 150 percent in South Louisiana, and between 50 and 70 percent in six other regions.

As a result of recruitment, retention, and expansion success, more than 7,300 first- and second-year Teach For America corps members entered our nation’s most challenging classrooms last fall to give students the opportunities they deserve.

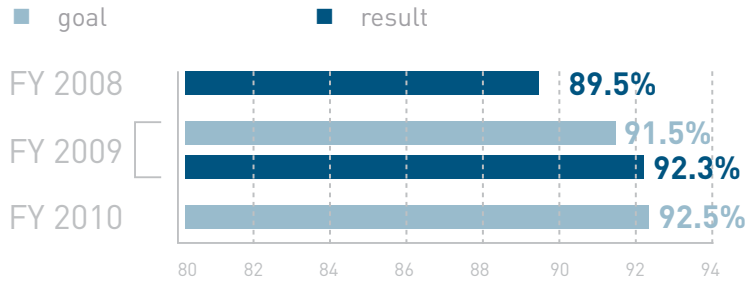
**# of incoming corps members who start teaching**



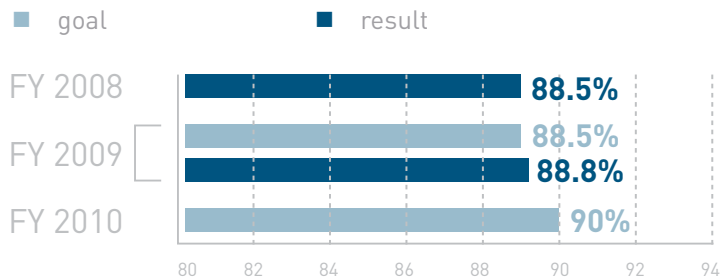
**% low-income background**



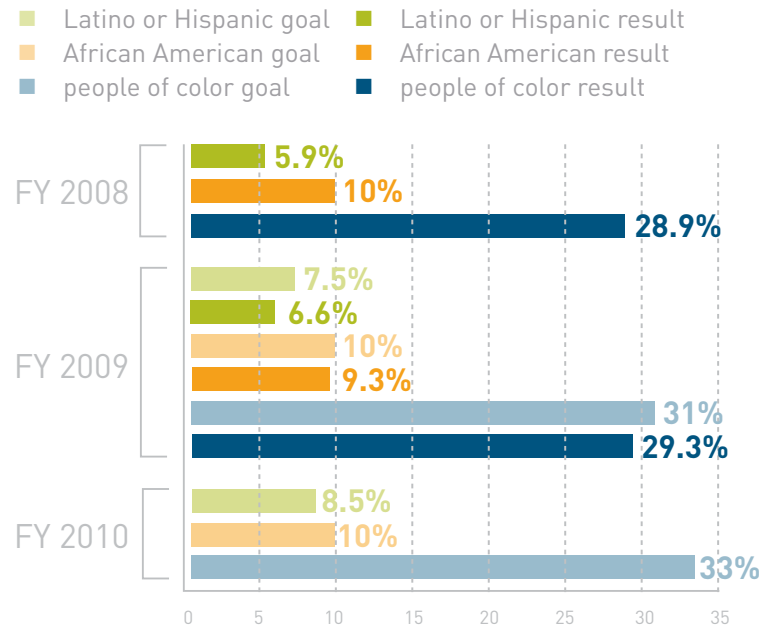
**retention of first-year corps members into second year**



**% completion of the corps**



**% of incoming corps members who are people of color; African American; or Latino or Hispanic**



priority two

# Maximize the Impact of Corps Members on Student Achievement





**Increasing the measurable impact of our corps members** on their students' achievement is the linchpin of our work. It expands the life opportunities of the students we serve, proves to our students and others that they can succeed, and establishes the foundation for our corps members to learn the right lessons to become lifelong, transformative leaders for educational equity.

With continued investment in improving our efforts to train and develop our corps members, we met or exceeded all of our student achievement goals this year. Moreover, the effectiveness of our corps members has been affirmed by a growing body of **independent research**, including an update to a 2008 Urban Institute study. This 2009 report confirms the original finding that Teach For America teachers teaching high school have a positive effect on student achievement relative to other teachers, including experienced teachers, traditionally prepared teachers, and those fully certified in their field.

In addition to relying on external studies that provide rigorous and objective evidence of our impact on student achievement, we also continue to maintain an internal system to measure the student achievement impact of every corps member and aggregate these results at the regional and national levels. This measurement system is critical to our mission, as it allows us to: (1) directly support our corps members in setting ambitious and feasible goals and in tracking their progress against these goals; (2) drive short-term performance management and long-term continuous improvement of our program by allowing us to identify what works and what does not; and (3) confirm and broaden the findings of external studies in validating and communicating our impact to internal and external stakeholders.

**[Learn more about our internal student achievement measurement system »](#)**

To support progress on our student achievement goals, we developed additional planning tools in 2009 to put more corps members on track to realizing progress with their students earlier in the school year. We also worked to increase the retention rate of our program directors, who work directly with corps members—observing their performance in the classroom, identifying areas for improvement, and supporting their ongoing professional development—because program director tenure is correlated with improved student achievement gains.

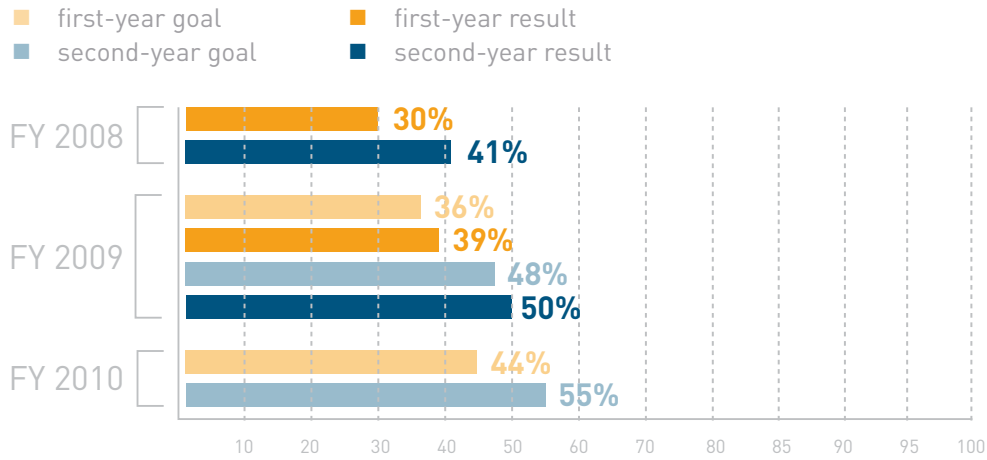
[Learn more about our program directors and professional development of the corps »](#)

**We also launched a new online Teaching and Learning Center to provide corps members with a wealth of teaching and professional development resources, including:**

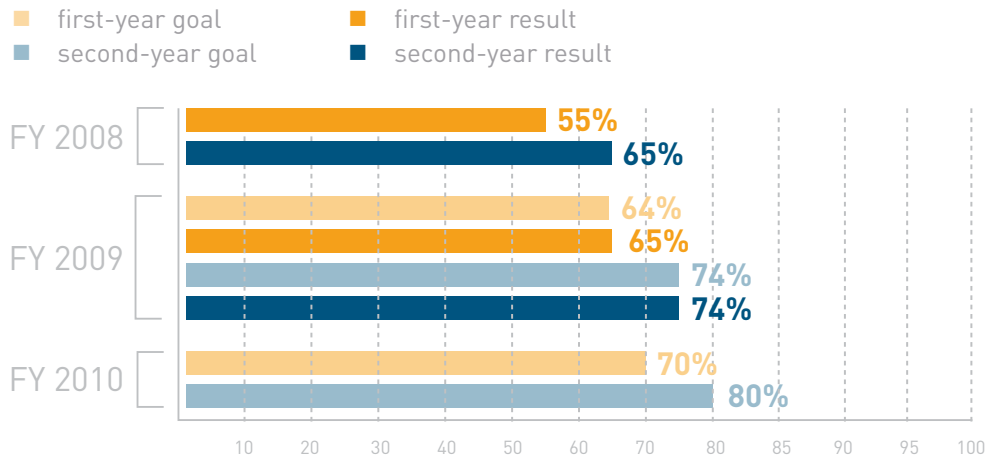
- ▶ Resource Exchange: a searchable database where corps members and alumni can share, access, and rate materials, from lesson plans to classroom management strategies
- ▶ TALON: a multimedia guide to our Teaching As Leadership framework that breaks down teaching practice into specific actions and uses video to illustrate teachers performing each action at different proficiency levels
- ▶ Video role models: videos that illustrate best practices and demonstrate how teachers instruct and motivate their students to work hard, offering corps members opportunities to observe their high-performing colleagues
- ▶ Community features: alumni insights and advice blogs, including weekly posts answering corps members' questions

In 2009, 98 percent of corps members logged on to the Resource Exchange and downloaded materials, and 79 percent of corps members who used the Resource Exchange agreed or strongly agreed that it contributed to their ability to lead students to academic achievement. Going forward, we will continue to increase the breadth and functionality of our online resources to build on this initial success.

**% of first-year corps members and % of second-year corps members who effect significant gains**



**% of first-year corps members and % of second-year corps members who effect solid or significant gains**



# Foster the Leadership of Our Alumni as a Force for Change



**In order to achieve our vision** that all children will have access to an excellent education, we must accelerate the leadership of our alumni as a force for change. Our alumni draw upon the convictions, insights, and skills they develop in the classroom and use that experience to become effective, results-oriented leaders and advocates for educational equity.

Teach For America's alumni network numbers more than 17,000 individuals who are collectively effecting fundamental change in communities across the nation. In 2009, we continued to realize growth in the number of alumni moving through our leadership pipelines. At the conclusion of the fiscal year, 441 alumni were serving as school leaders and 27 as elected officials, and two alumni had joined the ranks of social entrepreneurs. We surpassed our goal for alumni in political leadership yet missed targets for alumni school leaders and social entrepreneurs. Economic factors contributed to both of these shortfalls; districts and charters hired significantly fewer principals than expected, and a smaller-than-expected number of alumni were able to raise sufficient funds to pass the social entrepreneur thresholds we established.

Still, there is increasing evidence that our alumni leadership initiatives are making a difference. For example, since we launched the School Leadership Initiative in 2006, the percentage of alumni securing these roles has increased annually by 50- to 100-percent, depending on the corps year. About two-thirds of new alumni school leaders have been coached or matched to a placement by our alumni team or have entered through one of our partner programs. As our alumni base grows, these results reinforce the importance of our efforts to streamline and accelerate the pathways to leadership.

## School and Teacher Leadership

**As more Teach For America alumni step into school leadership roles, we are seeing evidence of the impact they can make:**

► In Los Angeles, alumni are leading some of the highest-performing public schools, including the high school and middle school that achieved the district's greatest API growth—Lanterman High School, led by Christina Cisneros (Rio Grande Valley Corps '93), and KIPP L.A. College Prep, led by Angella Martinez (Los Angeles Corps '01). Furthermore, alumni lead 25 percent of the district schools performing at or above the 90th percentile. Alumni are also leading three of the Green Dot charter network's four highest-performing schools.

► IDEA College Preparatory, founded by Tom Torkelson and JoAnn Gonzales (both Rio Grande Valley Corps '97) and led by Jeremy Beard (Los Angeles Corps '95), and YES College Preparatory, founded by Chris Barbic (Houston Corps '92), are ranked in the 2009 *U.S. News and World Report* list of the 100 best high schools in the nation. Both schools are located in Texas (IDEA in the rural town of Donna and YES in Houston) and serve a student population that is predominantly low-income children of color. They are two of eight schools on the list where more than 75 percent of the student population qualifies for free or reduced-price lunch. The *U.S. News* ranking is based on an analysis of more than 21,000 public high schools in 48 states.

**Key wins**—such as Steve Zimmer's (Los Angeles Corps '92) election to a seat on the Los Angeles Board of Education—demonstrate the collective power of our alumni network and our ability to continue growing the number of alumni in office. Zimmer, a longtime teacher and community organizer, worked with Greg Good (Los Angeles Corps '92), Drew Furedi (Baltimore Corps '93), and numerous other alumni to build a broad coalition that included both United Teachers Los Angeles and Mayor Antonio Villaraigosa, staunch opponents in previous races. Zimmer has been a teacher and counselor at John Marshall High School since he was placed there as a corps member 17 years ago.

To complement our School Leadership Initiative, we launched a Teacher Leadership Initiative to foster an alumni force of teacher leaders recognized for their professional leadership and exceptional quality. Nearly one-third of our alumni, or more than 4,000, remain in the classroom today, the vast majority in traditional district and public charter schools in low-income communities. We see potential for this initiative not only to strengthen this network of teachers, but also to provide a means for our most effective alumni teachers to help shape policy and practice in K-12 education more broadly. In doing so, we will magnify our alumni teachers' individual and collective impact on efforts to ensure that every student has equal access to a high-quality education.

### **Political, Policy, and Advocacy Leadership**

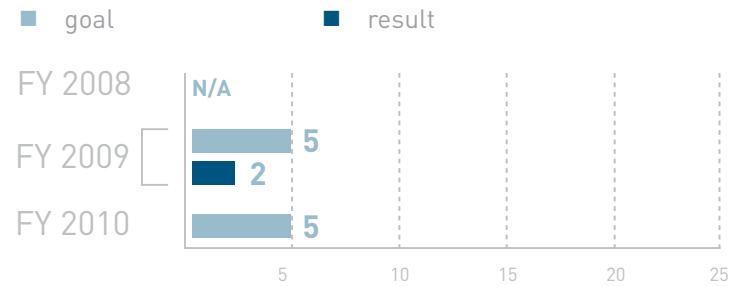
In fiscal year 2009, we increased the number of alumni participating in political/candidate training and leadership development programs by 120 percent, and we began to see the impact of these efforts.

In its second year under the umbrella of our Political Leadership Initiative, our [Policy and Advocacy Leadership Initiative](#) saw further growth. The number of alumni serving in high-impact policy and advocacy roles increased to 65. We also established two new programs to increase alumni skills and readiness: the Emerging Leaders Political Fellowship program provides mentoring and learning opportunities to alumni who are on the path to political and policy leadership; and the Summer Policy and Advocacy Fellowship program helps corps members and recent alumni gain experience in the field and build knowledge and networks.

## Social Entrepreneurship

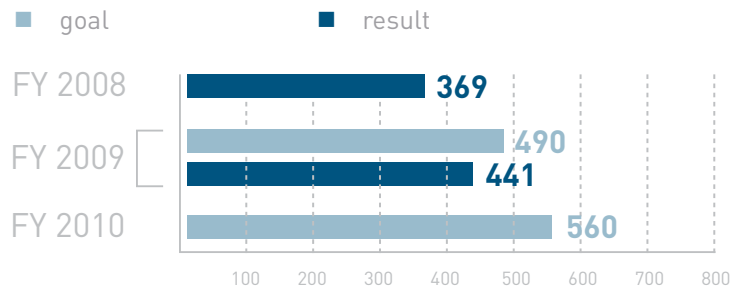
Our approach to social entrepreneurship involves careful vetting of ideas and individualized support for alumni who are preparing to launch new ventures. In the last half of fiscal year 2009, two alumni launching nonprofits secured significant start-up funding from two of our partners, Blue Ridge Foundation New York and NewSchools Venture Fund. Nick Ehrmann (D.C. Region Corps '00) started Blue Engine, a national tutoring corps that prepares high school students of all academic backgrounds to succeed in advanced coursework, while Jennifer Green (Greater New Orleans Corps '91) cofounded the Urban Teacher Center, an alternative teacher-preparation program that is re-engineering teacher training and certification by requiring actual achievement gains in the classroom.

**# of new alumni recognized as social entrepreneurs**

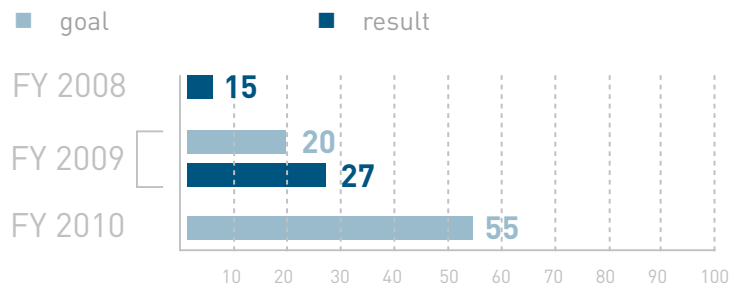




### # of alumni who are school leaders



### # of alumni who hold elected office



priority four

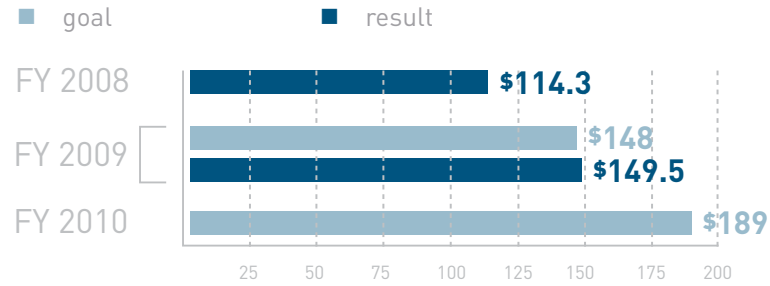
# Build an Enduring American Institution



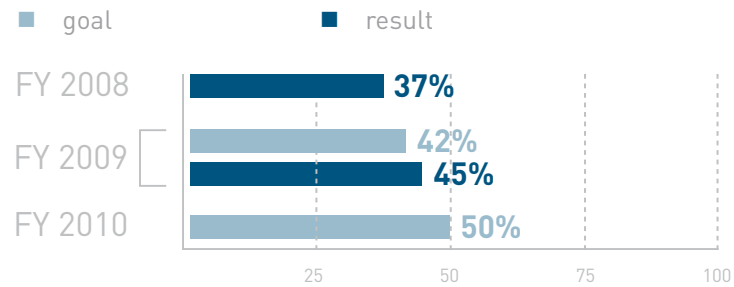
**In order to fulfill our first three priorities,** we must build an enduring institution. In a year of great economic uncertainty, we met our \$148 million fundraising goal; regions achieved year-over-year revenue growth of 30 percent, and we surpassed our federal funding goal thanks to strong congressional support and incremental growth in AmeriCorps funding. In addition, philanthropists nationwide came together to commit \$80 million in growth funding over five years, our largest growth fund to date, enabling us to continue our rapid growth trajectory and field our largest incoming corps ever.

We also realized positive results on other measures, surpassing our alumni engagement goal with 45 percent of alumni donating time or money—an increase of 8 percentage points since last year. The percentage of staff who identify as people of color increased from last year, though we fell slightly short of our goal of 31 percent. We exceeded our goal for staff satisfaction, with 47 percent of staff members averaging “top box” responses against Gallup’s 12-question measure of organizational strength.

### operating revenue raised (\$M)

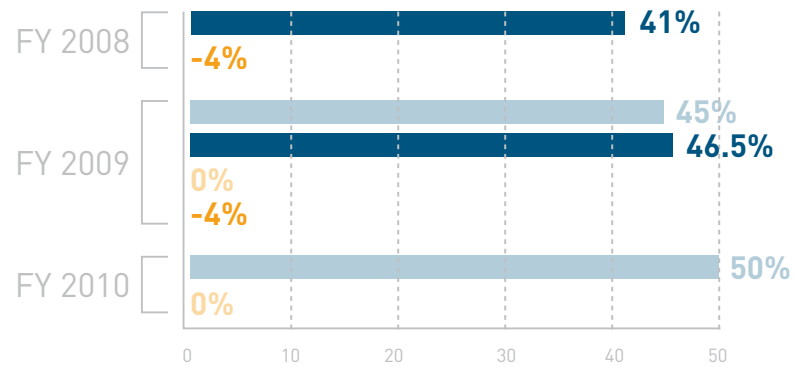


### % of alumni who donate time or money



**% of staff who average responding “strongly agree” on organizational strength measure**

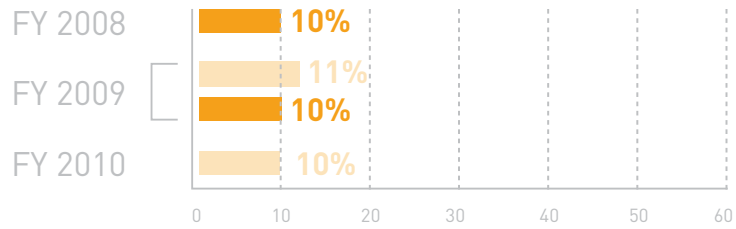
- staff goal
- staff result
- % gap<sup>1</sup> in organizational strength measure for staff members of color goal
- % gap<sup>1</sup> in organizational strength measure for staff members of color result



<sup>1</sup> Negative number indicates that organizational strength measure among people of color is lower than among overall staff.

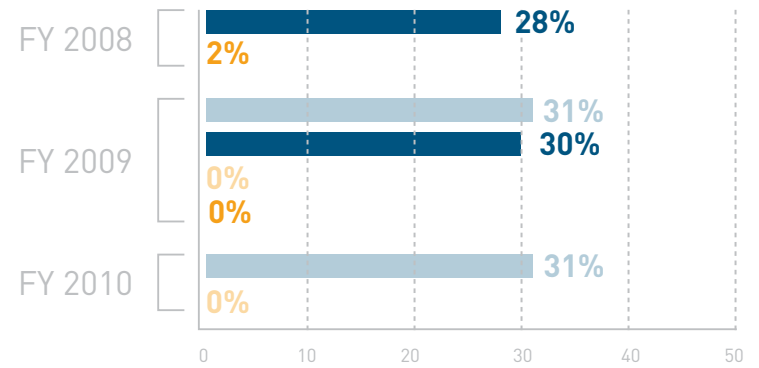
**% of staff members who are African American**

- African American staff goal
- African American staff result



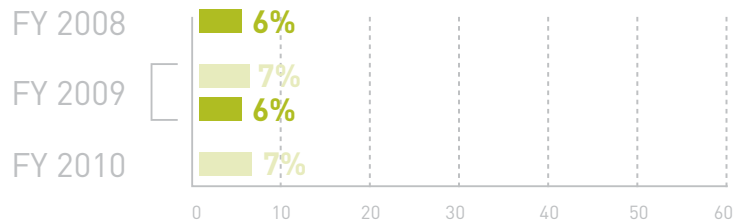
**% of staff members who are people of color**

- people of color staff goal
- people of color staff result
- % management gap for people of color goal
- % management gap for people of color result



**% of staff members who are Latino or Hispanic**

- Latino or Hispanic staff goal
- total Latino or Hispanic staff result



## **OUR FUNDERS**

Teach For America would like to thank our generous private and public supporters throughout the nation—individuals and families; foundations; corporations; local businesses; organizations; and district, state, and federal partners—who contributed to our organization in fiscal year 2009 (October 1, 2008- September 30, 2009). We would also like to recognize our valued corps members and alumni who donated \$580,047 and volunteered 21,497 hours throughout the course of the fiscal year.

## National Growth Fund Investors

### 2006-2010

The following funders generously supported our significant growth between 2006 – 2010.

#### \$10 Million

The Eli and Edythe Broad Foundation  
Michael & Susan Dell Foundation  
Doris & Donald Fisher Fund  
Rainwater Charitable Funds

#### \$5 Million

Steve and Sue Mandel  
Marsha and James McCormick  
Arthur and Toni Rembe Rock  
Robertson Foundation

#### \$1 Million-\$2.5 Million

Tina Goldberg and Jide Zeitlin  
Joan and Joel Smilow  
Joyce and Larry Stupski

#### \$500,000

Sue Lehmann

### 2009-2013

The following funders generously committed to support our significant growth between 2009 – 2013.

#### \$10 Million

Doris & Donald Fisher Fund  
Martha and Bruce Karsh  
Robertson Foundation  
The Walton Family Foundation

#### \$6 Million

Michael & Susan Dell Foundation

#### \$5 Million

Anonymous  
Steve and Sue Mandel

#### \$2 Million-\$2.5 Million

Bezos Family Foundation  
Mary and Paul Finnegan  
Bobbie and Lew Frankfort  
Rainwater Charitable Foundation  
Arthur and Toni Rembe Rock  
Joyce and Larry Stupski

#### \$1 Million

Bill & Melinda Gates Foundation  
Carnegie Corporation of New York  
Sue Lehmann  
Marsha and James McCormick  
Sandi and John W. Thompson

#### \$250,000-\$500,000

Bezalel Foundation  
Josh and Anita Bekenstein  
William K. Bowes, Jr. Foundation  
The Hyde Family Foundations  
George Kaiser Family Foundation  
Ewing Marion Kauffman Foundation  
Mark and Katie Leinweber  
John Manley  
Richard S. Pechter  
Nancy Peretsman and Robert Scully



## Champion Investors

The following lead funders have provided support of \$1,000,000 or more in fiscal year 2009 (October 1, 2008 - September 30, 2009).

### \$5 Million +

Laura and John Arnold Foundation  
The Eli and Edythe Broad Foundation\*  
Steve and Sue Mandel\*  
Robertson Foundation\*  
The Walton Family Foundation\*

Carnegie Corporation of New York\*  
Cisco  
Community Foundation of Middle Tennessee  
Michael & Susan Dell Foundation\*  
Doris & Donald Fisher Fund\*  
Bill & Melinda Gates Foundation\*  
Glenview Capital  
Helios Education Foundation  
The Lenfest Foundation  
The Lincy Foundation

The Medtronic Foundation  
The Neuberger Berman Foundation  
Partnership for Los Angeles Schools  
C.D. Spangler Foundation, Inc.  
State Farm®  
Visa Inc.  
Wachovia. A Wells Fargo Company

### \$1 Million-\$4,999,999

Amgen Foundation  
Bain & Company

\* denotes funders who have made additional investments in our growth campaigns

## National Corporate Partners, Supporters, and Sponsors

National Corporate Partners  
\$1,000,000+ in national support



THE NEUBERGER BERMAN FOUNDATION



National Corporate Sponsors  
\$500,000 - \$999,999 in national support  
The Medtronic Foundation

National Corporate Supporters  
\$250,000 - \$499,999 in national support  
Cornerstone OnDemand Foundation  
Dewey & LeBoeuf  
FedEx

Gap, Inc.  
State Farm®

## Public Funding

The following public funders have provided operating support of \$1,000,000 or more in fiscal year 2009 (October 1, 2008 - September 30, 2009).

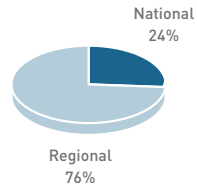
AmeriCorps  
Mississippi Department of Education  
National Aeronautics and Space Administration

New York City Department of Education  
Office of the State Superintendent  
of Education (District of Columbia)

Texas Education Agency  
U.S. Department of Education

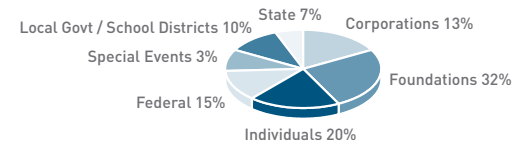
## 2009 Operating Campaign Contributions

The majority of Teach For America's contributions come from private philanthropic support in the communities where our corps members work. National contributions include both private philanthropic support and federal grants.



## 2009 Operating Campaign Contribution Sources

Teach For America relies on a diversified funding base.



The following individuals and families across the country have made leadership commitments of \$100,000 or more to support our work in fiscal year 2009 (October 1, 2008 - September 30, 2009).

Anonymous (7)

Lisa and Joseph Amato

Laura and John Arnold Foundation

Barbara and Theodore Aronson

Elona and Dmitry Balyasny

Stephen Barney

Josh and Anita Bekenstein

The Stephen and Renee Bisciotti Foundation

Uma and Vinit Bodas

William K. Bowes, Jr. Foundation

The Carson Family Charitable Trust

The Chartrand Foundation

Harriett and Hilliard Crews

The Feroz & Erica Dewan Foundation

Druckenmiller Foundation

Susan and Thomas Dunn

The Eisner Foundation

Victoria and David Elenowitz

Alison and John Ferring

Mary and Paul Finnegan

Courtney Benoist and Jason Fish

Maxine Clark and Bob Fox

Bobbie and Lew Frankfort

The Goldring Family Foundation

Anne and Kenneth Griffin

Heather and Paul Haaga

Hamilton Family Foundation

The Hellman Family Foundation

Shirley and Barnett Helzberg

High Meadows Foundation

Rachel Kohler and Mark Hoplamazian

William H. Hurt

Martha and Bruce Karsh

Lindy and Michael Keiser

James and Agnes Kim Foundation

Nancy and Richard Kinder

Henry and Marie-Josée Kravis

Frances and Elliot Lehman

Sue Lehmann

Brook J. Lenfest Foundation

The Lenfest Foundation

The Leon Levine Foundation

Melanie and Richard Lundquist

Steve and Sue Mandel

Marsha and James McCormick

Rheda Becker and Robert E. Meyerhoff

Morgan Family Foundation

Carrie and John Morgridge

Mark and Susan Mulzet

Naresh Nagpal

Alexandra and John Nichols

Kate and Robert Niehaus

Denise Dupre and Mark Nunnely

The Paulson Family Fund

Karen Payne

Richard S. Pechter

Pritzker Traubert Family Foundation

The Pumpkin Foundation

/ Joe and Carol Reich

Diana and Bruce Rauner

Catherine B. Reynolds Foundation

Larry Robbins

Jackie and Levoyd Robinson

Arthur and Toni Rembe Rock

Deedie and Rusty Rose

Patricia and John Rosenwald

David M. Rubenstein

Sharon and Joe Saunders

Debbie and Howard Schiller

Charles and Helen Schwab Foundation

Nancy Peretsman and Robert Scully

Alicia and Tom Settle

Marny and John Sherman

The Shumway Family Foundation

Jeanne and Rex Siquefield

Elizabeth Riley and Daniel E. Smith Jr.

C.D. Spangler Foundation, Inc.

W.L.S. Spencer Foundation

Robert E. Stansky

Mr. and Mrs. Robert K. Steel

Mark and Katie Leinweber

Joyce and Larry Stupski

The Patrick F. Taylor Foundation

Sandi and John W. Thompson

Ambassador Randall L. Tobias

Karen Pritzker and Michael Vlock

The Wasserman Foundation

Delores Barr and J. Wayne Weaver

Lisa and Gregory Wendt

Ruth and Morris Williams

Jean and Rick Witmer

Joanna Wurtele

Janine and Jeff Yass

Helen and Sam Zell

Alongside investments in our national growth fund, the following donors contributed to our operations at the national level in fiscal year 2009 (October 1, 2008 - September 30, 2009).

**\$5 Million +**

Laura and John Arnold Foundation  
The Eli and Edythe Broad Foundation  
Steve and Sue Mandel  
Robertson Foundation

**\$1 Million-\$4,999,999**

Amgen Foundation  
Bain & Company  
Cisco  
Michael & Susan Dell Foundation  
Bill & Melinda Gates Foundation  
Glenview Capital  
The Neuberger Berman Foundation  
Visa Inc.  
Wachovia. A Wells Fargo Company

**\$500,000-\$999,999**

Carnegie Corporation of New York  
The Medtronic Foundation

**\$250,000-\$499,999**

Cornerstone OnDemand Foundation  
Dewey & LeBoeuf  
FedEx  
Gap, Inc.  
The High Meadows Foundation  
State Farm®  
The Walton Family Foundation

**\$100,000-\$249,999**

The Annie E. Casey Foundation  
Anonymous  
The Bank of America Charitable Foundation, Inc.  
William K. Bowes, Jr. Foundation  
Capital Group Companies Charitable Foundation  
GE Foundation  
The Joyce Foundation  
The Prudential Foundation  
Alicia and Tom Settle  
Starr Foundation

Symantec Foundation  
Sandi and John W. Thompson

**\$50,000-\$99,999**

America's Charities  
Anonymous  
Jenner & Block  
JPMorgan Chase  
John Manley  
MSST Foundation  
Richard S. Pechter  
Karen Pritzker and Michael Vlock

**\$25,000-\$49,999**

Anonymous  
James Annenberg La Vea  
Helen and Peter Bing  
The Coca-Cola Foundation  
Dr. Scholl Foundation  
Dyson Foundation  
Kathi and Stephen Mahle  
The Peter B. and Adeline W. Ruffin Foundation  
The Gymboree Corporation

**\$5,000-\$24,999**

Advanta  
Anonymous  
Bain Capital Children's Charity  
Barnes & Noble College Booksellers, Inc.  
Gail and Rob Canizares  
Community Foundation for Southeastern Michigan  
Credit Suisse  
Digitas  
Emerald Foundation  
Execution LLC Charitable Foundation, Inc.  
Fortis Investments  
Hogan & Hartson  
Bobbie and Lew Frankfort  
Jeanne and Richard Fisher  
Goldman Sachs Gives  
GOOD Magazine

National funders continued

Grand Central Marketing  
Peter and Rita Heydon / The Mosaic Foundation  
Hogan & Hartson  
Joan and John Hotchkis  
Thomas K. Kreilick  
Thomas A. Lehrer  
Kenneth F. Mountcastle  
Ruth McNally  
Network For Good  
Andrew & Lillian A. Posey Foundation  
Robert J. O'Shea  
The Donald E. and Jo Anne Petersen Fund  
Polo Ralph Lauren Foundation  
David G. Ritchey  
Robert Mize and Isa White Trimble  
Family Foundation, Inc.  
Joyce and Larry Stupski  
Elisa F. New and Lawrence H. Summers  
The Taft School  
Tiger Global Management LLC  
Village Academies, Inc.

**\$1,000-\$4,999**

10-25 Tomorrow Foundation  
A Nest Of Eggs, LLC  
David Aaker  
The Adam J. Weissman Foundation  
David Albin  
American Express Company  
Anonymous (2)  
Apollo Group, Inc.  
The Arnold and Jeanne Bernstein Fund  
Cornelia T. Bailey  
Linda S. Batts  
James and McKey Berkman  
Marc Blumberg  
Barbara Butler  
Cards for Causes, LLC  
Donald E. Carlson  
Cars-4-Charities  
CNC Foundation  
William L. Cobb

The Community Foundation  
Serving Boulder County  
Mary Fran Crosswell  
Christopher A. Cox  
D & M Boroson  
Dancing Tides Foundation Inc.  
Dell Inc.  
Theodora Edelman  
Richard Feinstein  
Gemini Systems  
Joshua Gerber  
Global Impact (Donors)  
Mary J. Gohmann  
Google, Inc.  
The Greater Cincinnati Foundation  
Heitman LLC  
Henry C. & Karin J. Barkhorn Foundation  
Laura & Ronald H. Hoenig Foundation  
David Holmes  
Martina Hone  
I Do Foundation  
The Jack B. Corwin Charitable Foundation  
Jacobus Family Foundation  
JustGive.org  
Richard Keiser  
Danielle Kennedy  
Jane And Alan Kern  
Charles Lamonica  
Parris & Susan Lampropoulos  
Annie Lewis  
Anthony W. Marx  
Michael C. Mascia  
Michael D. McCurry  
John and Pamela McDougal  
Nancy Milliken  
National Philanthropic Trust  
The New York Community Trust  
New York Life Insurance  
Martin Neumeier  
Pacifica Foundation  
Pennsylvania State University  
Phi Sigma Pi -Omicron

## National funders continued

PMI Phoenix Chapter Inc.  
Jane C. Reynolds  
David A. Ruttenberg  
John & Lynn Savarese  
Tony Schwartz  
Axel H. Shalson  
Vishwanath Shastry  
Stephanie Sherman  
Barry A. Shiel  
Anand Shubhi  
William F. Smith  
Mark V. Stabingas  
Morgan Stanley  
Christopher Stavrou  
Beverly Daniel Tatum, Ph. D.  
Ken Thompson  
William and Leslie Thompson  
Turn Energy Maintenance, LLC  
United Way of New York City  
United Way Special Accounts  
Vogel Family Foundation, Inc.  
Bill Wallace  
The Walt Disney Company  
Sheldon J. Warren  
Warren C. Wu  
Jessica Yee-Moy  
Madhuri K. Yenduri

**One day, all children in this nation will have the opportunity to attain an excellent education.**