

MEASURING UP 2008

THE STATE REPORT CARD
ON HIGHER EDUCATION



What is Measuring Up?

The purpose of a state report card is to provide the general public and policymakers with information they can use to assess and improve postsecondary education in each state. *Measuring Up 2008* is the fifth in a series of biennial report cards.

The report card grades states in six overall performance categories: **Preparation:** How adequately does the state prepare students for education and training beyond high school? **Participation:** Do state residents have sufficient opportunities to enroll in education and training beyond high school? **Affordability:** How affordable is higher education for students and their families? **Completion:** Do students make progress toward and complete their certificates or degrees in a timely manner? **Benefits:** What benefits does the state receive from having a highly educated population? **Learning:** What is known about student learning as a result of education and training beyond high school?

Grades compare the current performance of each state with the best-performing states, but do not compare with past performance. Key indicators (back page) allow states to compare current performance with past performance.




THE NATIONAL CENTER FOR
PUBLIC POLICY AND
HIGHER EDUCATION

Louisiana



PREPARATION


D- 

2008 Grade Change Over Time

Louisiana's underperformance in educating its young population could limit the state's access to a competitive workforce and weaken the state's economy.

- Eighth graders perform very poorly in math, science, reading, and writing, though they have improved in math and science over the decade.
- Louisiana is among the poorest-performing states in high school completion. Only 78% of blacks have a high school credential, compared with 86% of whites.

PARTICIPATION


F 

2008 Grade Change Over Time

College opportunities for young and working-age adults are very poor.

- The likelihood of enrolling in college by age 19 is low, primarily because the state has one of the lowest high school graduation rates in the country.
- Twenty-seven percent of black young adults are enrolled in college, compared with 36% of whites.

AFFORDABILITY


F 

2008 Grade Change Over Time

Higher education has become less affordable for students and their families.

- Poor and working-class families must devote 14% of their income, even after aid, to pay for costs at public four-year colleges. However, Louisiana is among the top-performing states in the share of income needed to pay for both public two-year and public four-year colleges.
- Financial aid to low-income students is low. For every dollar in Pell Grant aid to students, the state spends only eight cents.

COMPLETION

C+ 

2008 Grade Change Over Time

Louisiana performs well—and has improved—in awarding certificates and degrees relative to the number of students enrolled, but few students attain a bachelor's degree in a timely manner.

- Forty-two percent of college students complete a bachelor's degree within six years.
- Thirty percent of blacks graduate within six years, compared with 47% of whites.

REPORT CARD

Preparation	D-
Participation	F
Affordability	F
Completion	C+
Benefits	D
Learning	I

WHAT DO THE ARROWS MEAN?




State has increased or remained stable on the key indicator in the category.



State has declined on the key indicator in the category.

See back page for key indicator by category.

BENEFITS

D 

2008 Grade Change Over Time

A very small proportion of residents have a bachelor's degree, and this substantially weakens the state economy.

- Twelve percent of blacks have a bachelor's degree, compared with 25% of whites.
- If all racial/ethnic groups had the same educational attainment and earnings as whites, total annual personal income in the state would be about \$10 billion higher.

LEARNING

I

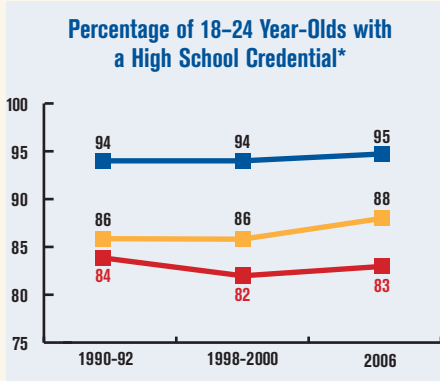
2008 Grade

Like all states, Louisiana receives an "Incomplete" in Learning because there is not sufficient data to allow meaningful state-by-state comparisons.

This page reflects Louisiana's performance and progress since the early 1990s on several key indicators.

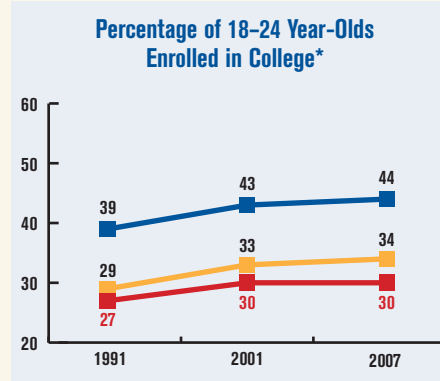
PREPARATION

The percentage of young adults in Louisiana who earn a high school diploma has decreased slightly since the early 1990s. High school completion is well below the U.S. average and the top-performing states.

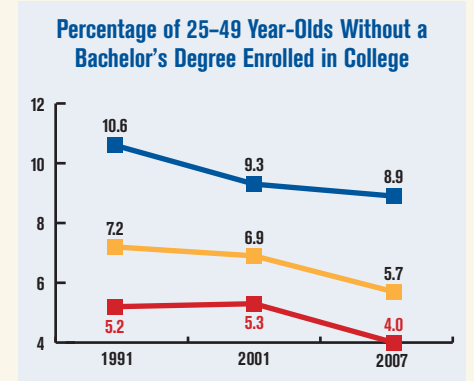


PARTICIPATION

College enrollment of young adults in Louisiana has improved since the early 1990s. Compared with the national average and the top states, however, considerably fewer young adults are enrolled in Louisiana (in percentages).

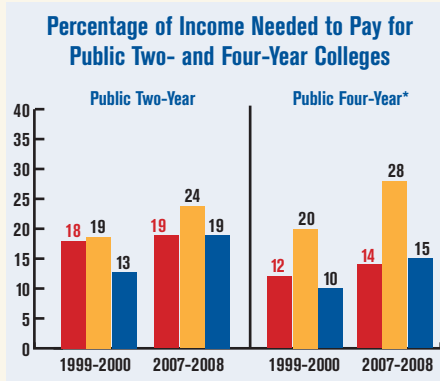


The enrollment of working-age adults, relative to the number of residents without a bachelor's degree, has declined in Louisiana—as it has nationally and in the best-performing states. The percentage attending college in Louisiana is well below the U.S. average and the top states.



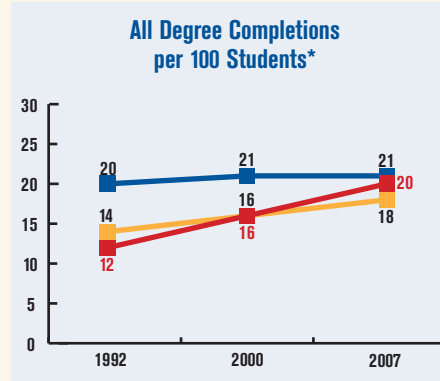
AFFORDABILITY

The share of family income, after financial aid, needed to pay for public two-year college has remained stable in Louisiana. To attend public two-year colleges in the state, students and families pay less than the U.S. average. Louisiana is among the best states in the share of income needed to pay for both public two-year and public four-year colleges.



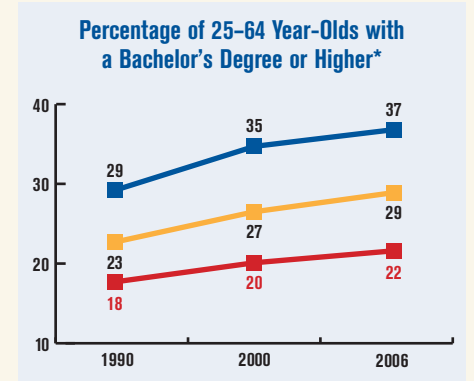
COMPLETION

The number of undergraduate credentials and degrees awarded in Louisiana, relative to the number of students enrolled, has increased substantially since the early 1990s. Louisiana surpasses the U.S. average but is slightly below the top states on this measure.



BENEFITS

The percentage of residents who have a bachelor's degree has increased slightly in Louisiana, but is well below the U.S. average and the top states.



*Key indicator for the category.

LEGEND:

- & ■ = Louisiana
- & ■ = United States
- & ■ = Median of Top Five States



152 North Third Street, Suite 705
 San Jose, California 95112
Telephone: 408.271.2699
Fax: 408.271.2697
center@highereducation.org
www.highereducation.org