

The International  
JOURNAL  
*of*  
LEARNING

Volume 14, Number 7

General Education Teachers and Students with  
Physical Disabilities

Delar K. Singh

THE INTERNATIONAL JOURNAL OF LEARNING  
<http://www.Learning-Journal.com>

First published in 2007 in Melbourne, Australia by Common Ground Publishing Pty Ltd  
[www.CommonGroundPublishing.com](http://www.CommonGroundPublishing.com).

© 2007 (individual papers), the author(s)  
© 2007 (selection and editorial matter) Common Ground

Authors are responsible for the accuracy of citations, quotations, diagrams, tables and maps.

All rights reserved. Apart from fair use for the purposes of study, research, criticism or review as permitted under the Copyright Act (Australia), no part of this work may be reproduced without written permission from the publisher. For permissions and other inquiries, please contact [<cg-support@commongroundpublishing.com>](mailto:cg-support@commongroundpublishing.com).

ISSN: 1447-9494  
Publisher Site: <http://www.Learning-Journal.com>

THE INTERNATIONAL JOURNAL OF LEARNING is a peer refereed journal. Full papers submitted for publication are refereed by Associate Editors through anonymous referee processes.

Typeset in Common Ground Markup Language using CGCreator multichannel typesetting system  
<http://www.CommonGroundSoftware.com>.

# General Education Teachers and Students with Physical Disabilities

Delar K. Singh, Eastern Connecticut State University, CT, USA

*Abstract: This article reports the findings of a research study that investigated the knowledge base and the perceptions of professional competence of 115 general education teachers as they relate to the inclusion of students with physical disabilities. Members of the sample represented elementary and secondary teachers who were teaching in rural, urban, and suburban schools of Eastern Connecticut. Findings indicate that the general education teachers do not appear to have adequate knowledge and skills to educate learners with physical disabilities in their classrooms. Further, majority of the general education teachers do not feel confident and fully prepared for the inclusion of learners with physical disabilities.*

Keywords: Inclusion, Physical Disabilities, Teachers, Prepared

**I**NCLUSION IS BASED on the conviction that learners with disabilities should be fully integrated into regular classroom and schools. Inclusion consists of physical, social, and instructional integration. The physical integration assumes that students with disabilities will be placed in the regular classroom along with their non-disabled peers, social integration necessitates that students with disabilities be an integral part of the social fabric of their general classroom, and instructional integration presupposes that students with disabilities will be taught according to their specific needs and not any predetermined set of curricular standards (Friend & Bursuck, 2006; Wilson, 1999).

The trend towards educating students with disabilities in the regular classroom has grown with the implementation of Individuals with Disabilities Education Act (IDEA) of 1997. The 1997 amendments require that the IEP address how a student with a disability will access the general education curriculum. The lawmakers believed that the majority of children eligible for special education and related service are capable of participation in the general education classroom to varying degrees. As reported in Twenty-fourth Annual Report to Congress (U.S. Department of Education, 2003), in 1999-2000, 95% of the students with disabilities were served in regular schools with 47.3% served out of the regular classroom for less than 21% of the school day as compared to 32.8% served out of the regular classroom in the year 1990-1991 (U.S. Department of Education, 2002).

Some advocacy groups such as The Association of Severe Handicaps (TASH) support full inclusion of students with disabilities although there is not sufficient empirical evidence to conclude that needs of all children can be met in the regular classroom. On the contrary, there is evidence that suggests that

general education teachers do not believe that they are fully prepared for the inclusion of students with disabilities (Schumm & Vaughn 1995; Schumm & Vaughn 1993; Singh, 2001). And as researchers Heller, Fredrick, Dykes, Best, and Cohen (1999) found, even a large proportion (40%) of special education teachers certified to teach students with physical disabilities do not feel prepared. They lack essential knowledge and skills in about half of the competencies needed to educate students with disabilities.

Soodak, Podell, & Lehman (1998) have ascertained that general educators' willingness and confidence in their professional readiness is critical to the successful implementation of inclusive educational practices. In the context of standards, increased accountability, and No Child Left Behind Law (NCLB), there is need to address inclusion issues for students with physical disabilities. Given the recent advances in medical technology that can save extremely low weight and premature babies, provide surgical interventions to unborn babies, and sustain lives of children with severe physical disabilities who might not have survived the infancy, there is an increased need of qualified teachers who can educate these students (Heller, et al., 1999). The bulk of current research literature focuses on students with mild disabilities. Students with physical disabilities, despite their relatively low incidence deserve research attention. The present study was designed to address the pressing need for current knowledge base. Its main **objective** was to collect data on the knowledge base and professional readiness of general education teachers for the inclusion of students with physical disabilities. Specifically, the study addressed the following questions:



1. Do general education teachers have adequate knowledge about the disability specific characteristics and health related needs of students with physical disabilities?
2. Do general education teachers have adequate knowledge about the educational needs of students with physical disabilities?
3. Do general education teachers have adequate knowledge about adaptive equipment needed by students with physical disabilities?
4. Do general education teachers have adequate knowledge about the environmental adaptations required by students with physical disabilities?
5. Do general education teachers perceive themselves as competent and adequately prepared for the inclusion of students with physical disabilities?

Let us define the term “**physical disabilities**”. The terms, “physical disabilities” and “orthopedic impairments” are often used interchangeably. The federal law, Individuals with Disabilities Act (IDEA) uses the term, “orthopedic impairments” and educators typically use the term “physical disabilities” (Turnbull, Turnbull, Shank, Smith, and, Leal, 2002). The IDEA defines an orthopedic impairment as:

“A severe **orthopedic impairment** that adversely affects a child’s educational performance. The term includes impairments caused by congenital anomaly (e.g., clubfoot, absence of some member, etc.), impairments caused by disease (e.g., poliomyelitis, bone tuberculosis, etc.), and impairments from other causes (e.g., cerebral palsy, amputations, and fractures or burns that cause contractures) (U.S. Department of Education, 2001).

As stated in IDEA, physical disabilities can be congenital or acquired. The students with physical disabilities represent a heterogeneous population. The number of students with physical disabilities is growing. As reported in the Twenty-second Annual Report to Congress, in 1998-1999, across the nation, 69,492 students with orthopedic disabilities who were in ages 6-21 received special education and related services. The number of students increased by 3 percent from 1997-1998 to 1998-1999 and by 48 percent from 1987-1988 to 1998-1999 and again by 44.8% in 1999-2000 (U.S. Department of Education, 2001; U.S. Department of Education, 2003).

A number of students with physical disabilities use mechanical devices that replace or augment vital body functions. Many of these students need assistance with personal care such as using the bathroom, and eating. Generally, these students have to cope with the challenges of chronic illness, pain, and anxiety; have to comply with medical regimen, and

may have to deal with co-occurring disabilities (Caldwell, Sirvis, Still, Schwab, & Jones, 1997). Teachers who work with these students must possess specific knowledge and skills. They must be well versed in a range of instructional strategies, physical management, health maintenance, environmental adaptations, and assistive technology. They need to be able and willing to collaborate with a variety of personnel; must be able to modify curricula to accommodate the characteristics of these learners; apply knowledge of disability conditions to educational outcomes, and provide resources for family and service providers (Best, Heller, & Bigge, 2005; Bigge, Best, & Heller, 2001; Council for Exceptional Children, 2003).

## Methodology

### Sample

The sample for this study constituted of 115 (N=115) general education teachers. These teachers served as cooperating teachers for the teacher candidates of secondary and elementary teacher education programs offered at a state university in a rural area of Connecticut. The teacher candidates of this university spend 14 weeks of their student teaching with these cooperating teachers.

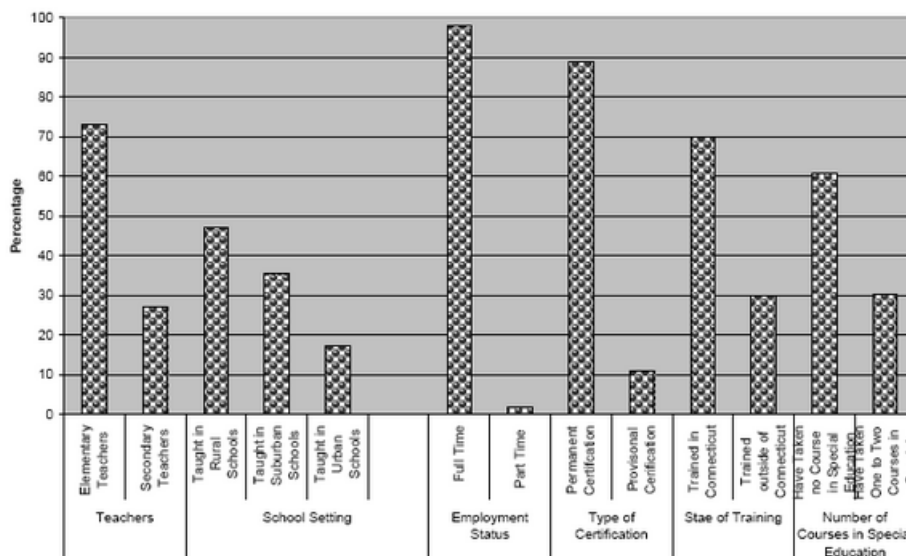
As shown in Figure 1, approximately, 73% of the sample members represented elementary teachers and 27% of the sample members represented secondary teachers. Further, 47% of the sample members taught in rural schools, 35.7% taught in suburban schools, and 17.3% taught in urban schools.

Ninety eight percent of the sample members held full time positions in their schools and 2% of the sample members taught part time. Eighty nine percent of the sample members held Permanent Certification and 11% of the sample members held Provisional Certification. Seventy percent of the sample members had completed their teacher training in Connecticut and the remaining 30 % of the sample members had completed their teacher training in a state other than Connecticut. Some of these other states are: California, Kentucky, Maine, New York, New Jersey, Ohio, Pennsylvania, and Massachusetts. The mean teaching experience of the sample members was 16.6 years. The most experienced teacher of the sample had completed his/her teacher training in 1963 and the youngest teacher of the sample had completed his/her teacher training in year 2001. Majority of the sample members, that is, 60.9% reported that they had not taken any course in special education during their teacher training. The mean clock hours of in-service training received by sample members for the integration of students with disabilities in the last five years was 3.69 hours with a standard deviation of 2.65 (M=3.69, SD=2.65). Two

sample members who had received approximately 100 hours of in-service training were considered

outliers and thus excluded in the calculation of mean and standard deviation.

Figure 1. Sample Demographics



**Instrumentation**

A questionnaire that was developed by the principal investigator was used to collect the needed data and to address the research questions. This questionnaire gathered information about demographic variables, knowledge/skills of general education teachers, and the perceptions of regular education teachers about their competence as well preparedness in educating students with physical disabilities. The demographic information included items such as type of school, type of certification, years of teaching experience, the state in which the sample member had completed teacher training, and number of in-service hours the sample members had received for the inclusion of students with physical disabilities. The remainder of the questionnaire had five sections of Likert-type items and space for narrative comments. **Section I** of the Likert-type items gathered data about the knowledge and skills of general education teachers as they relate to the disability specific characteristics and health related needs of students with physical disabilities. **Section II** gathered data about the general education teachers’ knowledge and skills about the educational needs of students with physical disabilities. **Section III** gathered data about the general education teachers’ knowledge and skills as they relate to the adaptive equipment often used by students with physical disabilities. **Section IV**, gathered data about general education teachers’ knowledge and skills as they relate to environmental adaptations required by students with physical disabilities. **Section V** gathered data about general education teachers’ perceptions about their competence and their willing-

ness to collaborate with physical therapists, occupational therapists, and speech pathologists. This last section also gathered information about their interest in learning about selected adaptive equipment that is often used by students with physical disabilities. There were no right or wrong answers for this section.

The completion of this questionnaire requires 20-25 minutes. The questionnaire with a cover letter explaining the purpose of the study was mailed to the members of sample with a postage-paid return envelope. A total of 240 questionnaires were mailed and a total of 115 responses were received. The return rate for the study was 47.9%. We believe that this return rate is adequate given that no follow-up letters were sent to the members of sample.

**Data Analysis**

Data were analyzed using SPSS. As needed, frequency counts, valid percents, cumulative percentages, means and standard deviations were obtained. Likert categories of strongly agree (5) and agree (4) as well as categories of strongly disagree (1), disagree (2)), and undecided (3) were collapsed. In other words, categories of agree and strongly agree were combined and a score of 1 was assigned to all agree/strongly agree responses. Categories of disagree/strongly disagree were combined and a score of 0 was assigned to all disagree/strongly disagree responses. We decided that a response “undecided” is as detrimental to the education of students with physical disabilities as a response that is incorrect. So, all responses in the category of “undecided” were also assigned a score of zero. **Section I** of the survey

tool had a possible total score of 19, **Section II** had a possible total score of 11, **Section III** had a total possible score of 10, and **Section IV** had a possible total score of six. The responses to the questions of **Section V** were not summed; rather the frequencies/percents for the responses to each item were obtained. Since the items in this section did not have any correct or incorrect responses, and they only elicited opinion; obtaining of frequencies was the best way to analyze data. To determine if there were any differences in the scores obtained by urban, rural, and suburban teachers; and elementary and secondary teachers on the questionnaire, the Analysis of Variance and t-test were used respectively for the data on sections I-IV of the survey tool.

## Results

The findings discussed in this section correspond with the research questions posed earlier in this paper. In order to address the first research question, the responses of sample members to the **Section I** of survey tool were summed; mean and standard deviation were calculated. As shown in Table 1, the total possible points for this section were nineteen. The sample mean score for this section is 7.9 with a standard deviation of 4.13 ( $M = 7.9, SD = 4.13$ ). The mean score of 7.9 indicates the average correct response rate of 41.6 % for the participants. We concluded that an average correct response of 41.6% is low and suggests that general education teachers do not appear to have adequate knowledge about disability specific characteristics and health related needs of students with physical disabilities.

To address the second research question, the responses to **Section II** of survey tool were summed; mean and standard deviation were calculated. As shown in Table 1, for Section II, the total possible points were eleven. The mean score for the sample is 5.5 with a standard deviation of 2.89 ( $M = 5.5, SD = 2.89$ ), indicating a correct response rate of 50% for the sample. We concluded that the 50% response rate is low and is indicative of general education teachers not having adequate knowledge about the educational needs of students with disabilities.

To address the third research question, the responses to **Section III** of survey tool were summed; mean and standard deviation were calculated. As shown in Table 1, for this section, total possible points were ten. The mean score for the sample is 6.7 with a standard deviation of 2.7 ( $M = 6.7, SD = 2.7$ ), indicating a correct response rate of 67% for the sample. We concluded that the 67% correct response is kind of low and is indicative of general educators' inadequate knowledge about the adaptive equipment needed by students with physical disabilities.

To address the fourth research question, the responses to **Section IV** of the survey tool were summed; mean and standard deviation were calculated. As shown in Table 1, the total possible points for this section were six. The sample mean score for this section is 4.4 with a standard deviation of 1.25 ( $M = 4.4, SD = 1.25$ ). We concluded that this correct response rate of 73.3% is indicative of general education teachers' having adequate knowledge about the environmental adaptations needed by students with physical disabilities.

**Table 1: General Education Teachers' Scores on Sections I - IV of Survey Tool**

	<i>M</i>	<i>SD</i>	Total Possible Points
<i>Section I</i>	7.9	4.13	19
<i>Section II</i>	5.5	2.89	11
<i>Section III</i>	6.7	2.7	10
<i>Section IV</i>	4.4	1.25	6

To address the fifth research question, frequencies/percents of all of the responses to the questions of **Section V** of the survey tool were obtained. The items in this section did not have any correct or incorrect responses. As shown in Figure 2, approximately 61% of the sample members reported that they do not feel confident and adequately prepared for the inclusion of students with physical disabilities in their classrooms. As far as the question of more

training is concerned, 77.4% of the teachers reported that they need additional training in educating students with physical disabilities. Further, 89% of the sample teachers reported that they feel comfortable collaborating with other personnel such as physical therapists and occupational therapists. Also, majority of the sample members, that is 71% reported that they are comfortable accommodating push-in services in their classrooms.

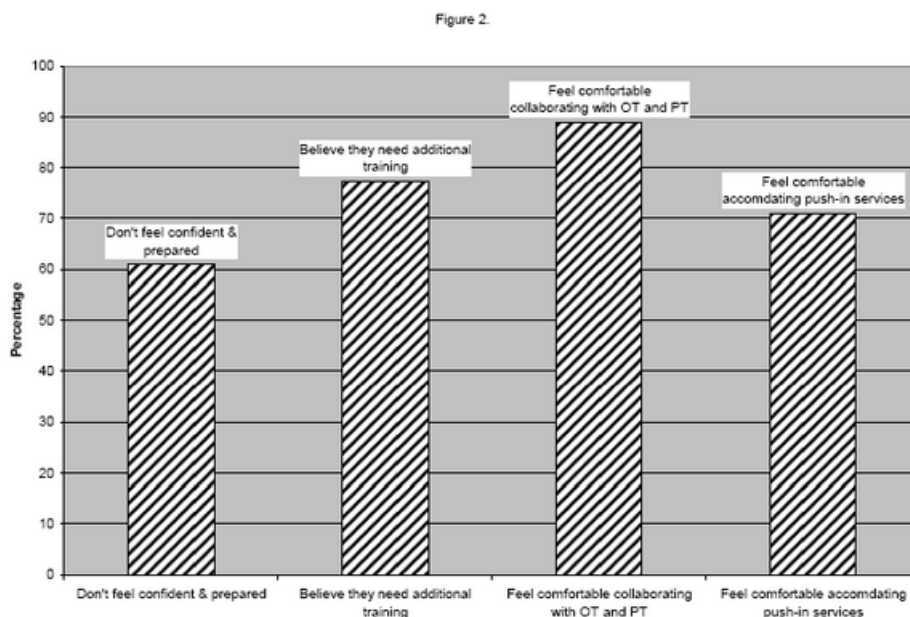


Figure 2: Perceptions of General Education Teachers

As shown in Figure 3, approximately 61% of the teachers expressed interest in learning about wheelchairs, 76.5% expressed interest in learning about communication boards, and 67.8% expressed interest in learning about positioning equipment. Data ana-

lysis indicated that there are no differences between the responses of secondary and elementary teachers; and urban, rural, and suburban teachers on any of the sections of the survey tool.

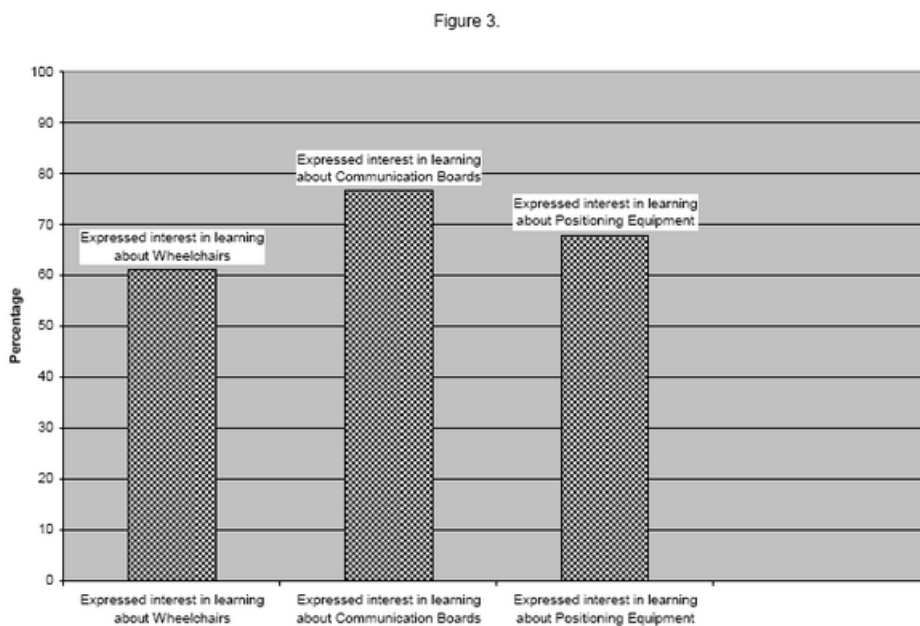


Figure 3: General Education Teachers' Interest in Additional Training

**Conclusions**

The findings of this study should be interpreted with caution. First, the sample was of convenience. The participants were not randomly selected. Second, due to variability in state regulations, general education teachers in other states may have more adequate

or less adequate knowledge and skills related to the inclusion of learners with physical disabilities. Third, the reliability and validity of the survey tool is unknown at this time. Despite caveats, the present study is significant. It has addressed the inclusion of students with physical disabilities, **an area that needs research attention**. Additionally, findings of this study allude to the in-service and pre-service needs

of general education teachers as they relate to the inclusion of learners with physical disabilities. In the context of today's national concern for teacher

quality and its subsequent impact on student performance, the study findings are significant.

## References

- Best, S. J., Heller, K. W., & Bigge, J. L. (2005). *Teaching individuals with physical or multiple disabilities* (5<sup>th</sup> ed.). Upper Saddle River, NJ: Merrill/Prentice Hall.
- Bigge, J. L., Best, S. J., & Heller, K. (2001). *Teaching individuals with physical, health, or multiple disabilities* (4<sup>th</sup> ed.). Upper Saddle River, NJ: Merrill/Prentice Hall.
- Caldwell, T. H., Sirvis, B. P., Still, J., Schwab, N., & Jones, J. (1997). Students who require medical technology in schools. In S. Porter, M. Haynie, T. Bierle, T. Heintz, & J. Palfrey (Eds.), *Children and youth assisted by medical technology in educational settings* (pp. 3-18). Baltimore: Paul H. Brooks.
- Council for Exceptional Children (2003). *What every special educator should know: The standards for the preparation and licensure of special educators* (5<sup>th</sup> ed.). Reston, VA: Author.
- Friend, M., & Bursuck, W. D. (2006). *Including students with special needs: A practical guide for classroom teachers* (4<sup>th</sup> ed.). Boston, MA: Allyn and Bacon.
- Heller, K. F., Fredrick, L. D., Dykes, M. K., Best, S., & Cohen, E. T. (1999). A national perspective of competencies for teachers of individuals with physical and health disabilities. *Exceptional Children*, 65(2), 219-234.
- Schumm, J. S., & Vaughn, S. (1995). Getting ready for inclusion: Is the stage set? *Learning Disabilities Research and Practice*, 10, 169-179.
- Schumm, J. S., & Vaughn, S. (1993). Planning for mainstreamed special education students: Perceptions of general classroom teachers. *Exceptionality*, 3, 81-98.
- Singh, D. (2001, April). *Are general educators prepared to teach students with physical disabilities?* Paper presented at the annual convention of the Council for Exceptional Children, Kansas City, MO.
- Soodak, L. C., Podell, D. M., & Lehman, L. R. (1998). Teacher, student, and school attributes as predictors of teachers' responses to inclusion. *Journal of Special Education*, 31, 480-497.
- Turnbull, R., Turnbull, A., Shank, M., Smith, S., & Leal, D. (2002). *Exceptional lives: Special education in today's schools* (3<sup>rd</sup> ed.). Upper Saddle River, NJ: Merrill/Prentice Hall.
- U.S. Department of Education (2001). *Twenty-second annual report to Congress on the implementation of the Individuals with Disabilities Education Act*. Washington, DC: Author.
- U.S. Department of Education (2002). *Twenty-third annual report to the Congress on the implementation of the Individuals with Disabilities Education Act*. Washington, D.C: Author.
- U.S. Department of Education (2003). *Twenty-fourth annual report to Congress on the implementation of the Individuals with Disabilities Education Act*. Washington, D.C: Author.
- Wilson, B. A. (1999). Inclusion: Empirical guidelines and unanswered question. *Education and Training in Mental Retardation and Development Disabilities*, 34, 119-133.

## About the Author

*Dr. Delar K. Singh*

Dr. Delar K. Singh is a special educator. She has served the field of special education for last 22 years as a teacher, researcher and a teacher educator. Her current areas of interest are families of children with disabilities, transition to post-secondary environments, and inclusion.



## THE INTERNATIONAL JOURNAL OF LEARNING

### EDITORS

**Mary Kalantzis**, University of Illinois, Urbana-Champaign, USA.

**Bill Cope**, University of Illinois, Urbana-Champaign, USA.

### EDITORIAL ADVISORY BOARD

**Michael Apple**, University of Wisconsin-Madison, USA.

**David Barton**, Lancaster University, UK.

**Mario Bello**, University of Science, Technology and Environment, Cuba.

**Robert Devillar**, Kennesaw State University, USA.

**Manuela du Bois-Reymond**, Universiteit Leiden, Netherlands.

**Ruth Finnegan**, Open University, UK.

**James Paul Gee**, University of Wisconsin-Madison, USA.

**Kris Gutierrez**, University of California, Los Angeles, USA.

**Roz Ivanic**, Lancaster University, UK.

**Paul James**, RMIT University, Melbourne, Australia.

**Carey Jewitt**, Institute of Education, University of London, UK.

**Andreas Kazamias**, University of Wisconsin, Madison, USA

**Peter Kell**, University of Wollongong, Australia.

**Michele Knobel**, Montclair State University, New Jersey, USA.

**Gunther Kress**, Institute of Education, University of London.

**Colin Lankshear**, James Cook University, Australia.

**Daniel Madrid Fernandez**, University of Granada, Spain.

**Sarah Michaels**, Clark University, Massachusetts, USA.

**Denise Newfield**, University of Witwatersrand, South Africa.

**Ernest O'Neil**, Ministry of Education, Addis Ababa, Ethiopia.

**José-Luis Ortega**, University of Granada, Spain.

**Francisco Fernandez Palomares**, University of Granada, Spain.

**Ambigapathy Pandian**, Universiti Sains Malaysia, Penang, Malaysia.

**Miguel A. Pereyra**, University of Granada, Spain.

**Scott Poynting**, University of Western Sydney, Australia.

**Angela Samuels**, Montego Bay Community College, Montego Bay, Jamaica.

**Juana M. Sancho Gil**, University of Barcelona, Spain.

**Michel Singh**, University of Western Sydney, Australia.

**Richard Sohmer**, Clark University, Massachusetts, USA.

**Pippa Stein**, University of Witwatersrand, South Africa.

**Brian Street**, King's College, University of London, UK.

**Giorgos Tsiakalos**, Aristotle University of Thessaloniki, Greece.

**Gella Varnava-Skoura**, National and Kapodistrian University of Athens, Greece.

**Cecile Walden**, Sam Sharpe Teachers College, Montego Bay, Jamaica.

**Nicola Yelland**, Victoria University, Melbourne, Australia.

**Wang Yingjie**, School of Education, Beijing Normal University, China.

**Zhou Zuoyu**, School of Education, Beijing Normal University, China.

Please visit the Journal website at <http://www.Learning-Journal.com> for further information:

- ABOUT the Journal including Scope and Concerns, Editors, Advisory Board, Associate Editors and Journal Profile
- FOR AUTHORS including Publishing Policy, Submission Guidelines, Peer Review Process and Publishing Agreement

### SUBSCRIPTIONS

The Journal offers individual and institutional subscriptions. For further information please visit

<http://ijl.cgpublisher.com/subscriptions.html>. Inquiries can be directed to [subscriptions@commongroundpublishing.com](mailto:subscriptions@commongroundpublishing.com)

### INQUIRIES

Email: [cg-support@commongroundpublishing.com](mailto:cg-support@commongroundpublishing.com)