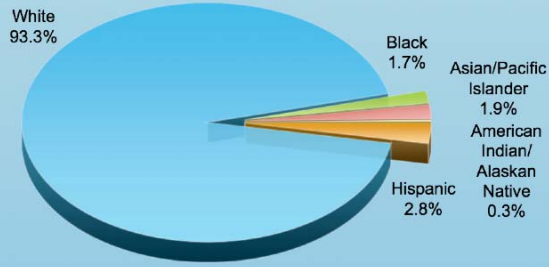


NEW HAMPSHIRE AT A GLANCE

Student Demographics



Source: National Center for Education Statistics (NCES), Common Core of Data, 2004-05 School Year

NEW HAMPSHIRE STUDENTS

	N.H.	United States
Total Students	205,767	49,676,964
Low-Income Students	17.1%	40.9%
Limited English Proficient	Not Available	8.5%
Students with Disabilities	14.8%	13.6%

Source: National Center For Education Statistics (NCES), Common Core of Data, 2005-06 School Year

NEW HAMPSHIRE SCHOOLS

	N.H.	United States
Number of Schools	481	98,905
Schools Making Adequate Yearly Progress	271 (57.9%)	64,546 (70%)
Schools in Need of Improvement	66	10,676
Schools in Restructuring	Not Available	2,302

Source: Consolidated State Performance Report, 2006-07 & NCES CCD, 2005-06

NEW HAMPSHIRE FACTS AND FIGURES

Total NCLB Funding (2007): \$67,789,359; a 67% increase over 2001 levels

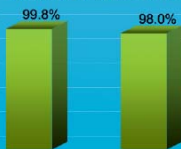
Public AYP Release Date: August 2007

Testing System Status:

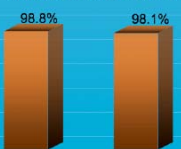
- Approved
 Approval Expected
 Approval Pending

NEW HAMPSHIRE TEACHERS

Elementary Classes Taught by Highly Qualified Teachers



Secondary Classes Taught by Highly Qualified Teachers



Source: Consolidated State Performance Reports, 2006-07

For more information visit www.ed.gov

MAPPING NEW HAMPSHIRE EDUCATIONAL PROGRESS 2008



Every day, we learn what works so students can make greater progress. Six years after No Child Left Behind's passage – and midway to the nation's goal of having students on grade level or better in reading and math by 2014 – we have collected more data than ever before about the academic performance of our students and schools. This information enables all of us to chart where we are as individual states and as a nation and to map a course of action for future progress. The foundation of our success will depend on our continued commitment to the following core principles:

- ◆ High Standards
- ◆ Annual Assessments
- ◆ Accountability for Results
- ◆ Highly Qualified Teachers in Every Classroom (HQT)
- ◆ Information and Options for Parents
- ◆ All Children on Grade Level By 2014



NEW HAMPSHIRE'S RECORD OF ACHIEVEMENT

Reading Achievement for 2006-2007

	New Hampshire 4 th Graders			New Hampshire 8 th Graders		
	State Data-% Proficient	NAEP Data-% Basic	NAEP Data-% Proficient	State Data-% Proficient	NAEP Data-% Basic	NAEP Data-% Proficient
All	72%	76%	41%	66%	82%	37%
White	73%	77%	42%	67%	82%	37%
Black	53%	58%	25%	40%	n.a.	n.a.
Hispanic	49%	52%	20%	36%	60%	20%
Low Income	53%	58%	21%	42%	69%	25%

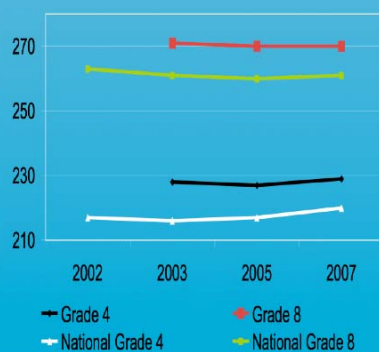
Math Achievement for 2006-2007

	New Hampshire 4 th Graders			New Hampshire 8 th Graders		
	State Data-% Proficient	NAEP Data-% Basic	NAEP Data-% Proficient	State Data-% Proficient	NAEP Data-% Basic	NAEP Data-% Proficient
All	66%	91%	52%	57%	78%	38%
White	67%	93%	53%	59%	79%	39%
Black	38%	67%	25%	30%	n.a.	n.a.
Hispanic	45%	75%	27%	29%	54%	14%
Low Income	47%	82%	32%	33%	60%	18%

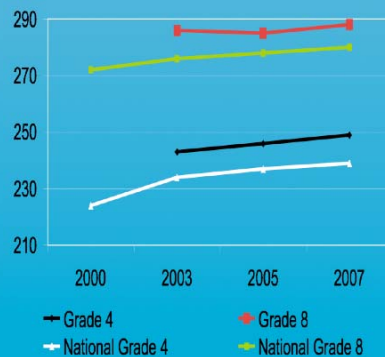
Source: New Hampshire Testing Data and 2007 National Assessment of Educational Progress (NAEP) Data

ACHIEVEMENT TRENDS

New Hampshire Reading Achievement



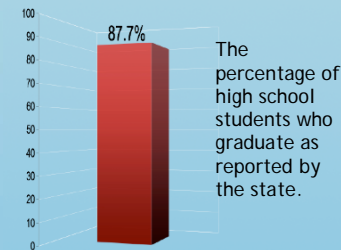
New Hampshire Math Achievement



Source: National Assessment of Educational Progress (NAEP)

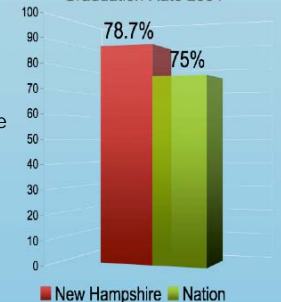
PREPARING NEW HAMPSHIRE STUDENTS FOR SUCCESS

New Hampshire High School Graduation Rate 2006



Source: Consolidated State Performance Report, 2006-07

Averaged Freshman Graduation Rate 2004



The Averaged Freshman Graduation Rate (AFGR) is a reliable definition for comparing across the states the percentage of students who graduate on time.

Source: National Center for Education Statistics (NCES)

High School Students Taking Advanced Placement Exams
Source: College Board

	N.H.	Nation
High School Students Taking Advanced Placement Exams	2,553 (19.4%)	666,067 (24.2%)

OPTIONS FOR PARENTS

	# of Eligible N.H. Students	% of Eligible N.H. Students Participating	% of Eligible Students Participating Nationally
Tutoring	2,473	355 (14.4%)	529,627 (14.5%)
Choice	4,407	120 (2.7%)	119,988 (2.2%)

Source: Consolidated State Performance Report, 2006-07

FLEXIBILITY OPTIONS FOR STATES- NEW HAMPSHIRE

Teacher Incentive Fund	Not Participating
Limited English Proficient Partnership	Not Participating
Flexibility for Students with Disabilities	Participating
Tutoring Pilot	Not Participating
Growth Model	Not Participating
Districts in Need of Improvement Pilot	Not Participating