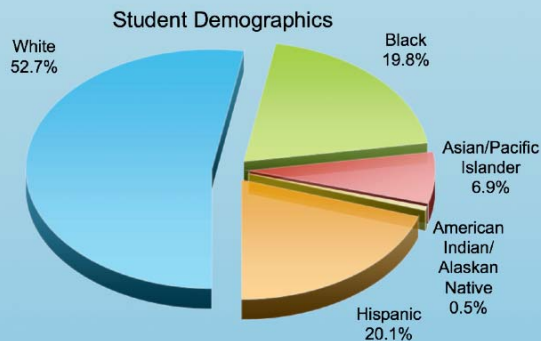


NEW YORK AT A GLANCE



Source: National Center for Education Statistics (NCES), Common Core of Data, 2004-05 School Year

NEW YORK STUDENTS

	New York	United States
Total Students	2,815,581	49,676,964
Low-Income Students	44.8%	40.9%
Limited English Proficient	6.9%	8.5%
Students with Disabilities	13.2%	13.6%

Source: National Center For Education Statistics (NCES), Common Core of Data, 2005-06 School Year

NEW YORK SCHOOLS

	New York	United States
Number of Schools	4,672	98,905
Schools Making Adequate Yearly Progress	Not Available	64,546 (70%)
Schools in Need of Improvement	586	10,676
Schools in Restructuring	256	2,302

Source: Consolidated State Performance Report, 2006-07 & NCES CCD, 2005-06

NEW YORK FACTS AND FIGURES

Total NCLB Funding (2007): \$1,783,298,674; a 47% increase over 2001 levels
Public AYP Release Date: August 2007

Testing System Status:

Approved Approval Expected Approval Pending

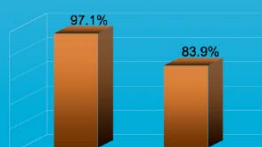
NEW YORK TEACHERS

Elementary Classes Taught by Highly Qualified Teachers



Low Poverty Schools High Poverty Schools

Secondary Classes Taught by Highly Qualified Teachers



Low Poverty Schools High Poverty Schools

Source: Consolidated State Performance Reports, 2006-07

MAPPING NEW YORK'S EDUCATIONAL PROGRESS 2008



Every day, we learn what works so students can make greater progress. Six years after No Child Left Behind's passage – and midway to the nation's goal of having students on grade level or better in reading and math by 2014 – we have collected more data than ever before about the academic performance of our students and schools. This information enables all of us to chart where we are as individual states and as a nation and to map a course of action for future progress. The foundation of our success will depend on our continued commitment to the following core principles:

- ◆ High Standards
- ◆ Annual Assessments
- ◆ Accountability for Results
- ◆ Highly Qualified Teachers in Every Classroom (HQT)
- ◆ Information and Options for Parents
- ◆ All Children on Grade Level By 2014



NEW YORK'S RECORD OF ACHIEVEMENT

Reading Achievement for 2006-2007

	New York 4 th Graders			New York 8 th Graders		
	State Data-% Proficient	NAEP Data-% Basic	NAEP Data-% Proficient	State Data-% Proficient	NAEP Data-% Basic	NAEP Data-% Proficient
All	68%	69%	36%	57%	75%	32%
White	79%	81%	47%	71%	87%	43%
Black	52%	52%	17%	38%	56%	14%
Hispanic	51%	51%	18%	38%	56%	16%
Low Income	54%	54%	20%	40%	62%	19%

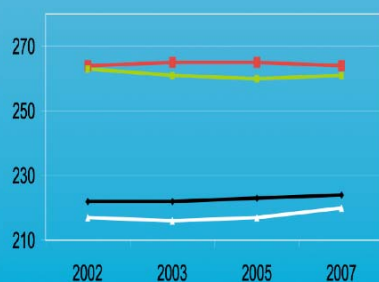
Math Achievement for 2006-2007

	New York 4 th Graders			New York 8 th Graders		
	State Data-% Proficient	NAEP Data-% Basic	NAEP Data-% Proficient	State Data-% Proficient	NAEP Data-% Basic	NAEP Data-% Proficient
All	80%	85%	43%	59%	70%	30%
White	88%	94%	56%	72%	82%	39%
Black	65%	69%	18%	35%	46%	10%
Hispanic	71%	74%	25%	41%	54%	15%
Low Income	71%	76%	28%	43%	57%	19%

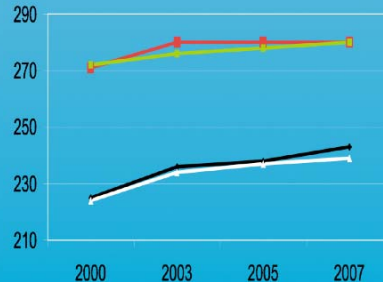
Source: New York Testing Data and 2007 National Assessment of Educational Progress (NAEP) Data

ACHIEVEMENT TRENDS

New York Reading Achievement



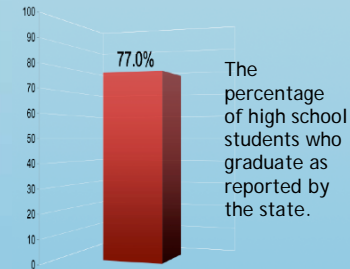
New York Math Achievement



Source: National Assessment of Educational Progress (NAEP)

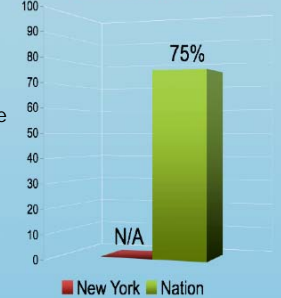
PREPARING NEW YORK STUDENTS FOR SUCCESS

New York's High School Graduation Rate 2006



Source: Consolidated State Performance Report, 2006-07

Averaged Freshman Graduation Rate 2004



The Averaged Freshman Graduation Rate (AFGR) is a reliable definition for comparing across the states the percentage of students who graduate on time.

Source: National Center for Education Statistics (NCES)

High School Students Taking Advanced Placement Exams

Source: College Board

	New York	Nation
High School Students Taking Advanced Placement Exams	52,843 (35.4%)	666,067 (24.2%)

OPTIONS FOR PARENTS

	# of Eligible N.Y. Students	% of Eligible N.Y. Students Participating	% of Eligible Students Participating Nationally
Tutoring	274,114	64,906 (23.7%)	529,627 (14.5%)
Choice	315,326	3,692 (1.2%)	119,988 (2.2%)

Source: Consolidated State Performance Report, 2006-07

FLEXIBILITY OPTIONS FOR STATES-NEW YORK

Teacher Incentive Fund	Center for Educational Innovation (10 NYC Charter schools)
Limited English Proficient Partnership	Participating
Flexibility for Students with Disabilities	Participating
Tutoring Pilot	Not Participating
Growth Model	Not Participating
Districts in Need of Improvement Pilot	Not Participating