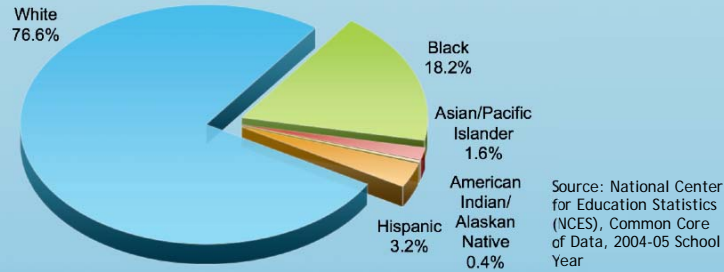


# MISSOURI AT A GLANCE

## Student Demographics



## MISSOURI STUDENTS

	Missouri	United States
Total Students	917,705	49,676,964
Low-Income Students	39.1%	40.9%
Limited English Proficient	2.0%	8.5%
Students with Disabilities	Not Available	13.6%

Source: National Center For Education Statistics (NCES), Common Core of Data, 2005-06 School Year

## MISSOURI SCHOOLS

	Missouri	United States
Number of Schools	2,361	98,905
Schools Making Adequate Yearly Progress	1,125 (53.6%)	64,546 (70%)
Schools in Need of Improvement	Not Available	10,676
Schools in Restructuring	Not Available	2,302

Source: Consolidated State Performance Report, 2006-07 & NCES CCD, 2005-06

## MISSOURI FACTS AND FIGURES

Total NCLB Funding (2007): \$346,571,170; a 51% increase over 2001 levels

Public AYP Release Date: August 2007

Testing System Status:

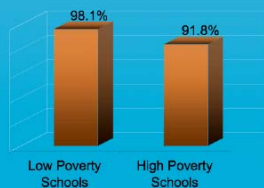
Approved     Approval Expected     Approval Pending

## MISSOURI TEACHERS

Elementary Classes Taught by Highly Qualified Teachers



Secondary Classes Taught by Highly Qualified Teachers



Source: Consolidated State Performance Reports, 2006-07

# MAPPING MISSOURI'S EDUCATIONAL PROGRESS 2008



Every day, we learn what works so students can make greater progress. Six years after No Child Left Behind's passage – and midway to the nation's goal of having students on grade level or better in reading and math by 2014 – we have collected more data than ever before about the academic performance of our students and schools. This information enables all of us to chart where we are as individual states and as a nation and to map a course of action for future progress. The foundation of our success will depend on our continued commitment to the following core principles:

- ◆ High Standards
- ◆ Annual Assessments
- ◆ Accountability for Results
- ◆ Highly Qualified Teachers in Every Classroom (HQT)
- ◆ Information and Options for Parents
- ◆ All Children on Grade Level By 2014



## MISSOURI'S RECORD OF ACHIEVEMENT

Reading Achievement for 2006-2007

	Missouri 4 <sup>th</sup> Graders			Missouri 8 <sup>th</sup> Graders		
	State Data-% Proficient	NAEP Data-% Basic	NAEP Data-% Proficient	State Data-% Proficient	NAEP Data-% Basic	NAEP Data-% Proficient
All	17%	67%	32%	15%	75%	31%
White	20%	74%	37%	18%	82%	37%
Black	8%	41%	12%	4%	51%	10%
Hispanic	10%	59%	22%	7%	58%	12%
Low Income	9%	53%	18%	7%	63%	18%

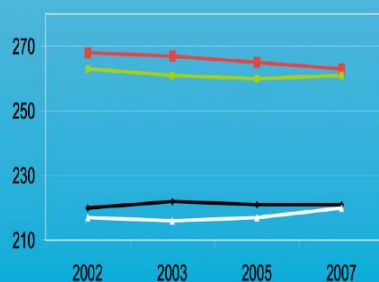
Math Achievement for 2006-2007

	Missouri 4 <sup>th</sup> Graders			Missouri 8 <sup>th</sup> Graders		
	State Data-% Proficient	NAEP Data-% Basic	NAEP Data-% Proficient	State Data-% Proficient	NAEP Data-% Basic	NAEP Data-% Proficient
All	10%	82%	38%	14%	72%	30%
White	11%	88%	45%	17%	81%	36%
Black	3%	57%	12%	3%	38%	6%
Hispanic	5%	78%	26%	7%	62%	17%
Low Income	5%	71%	22%	6%	55%	16%

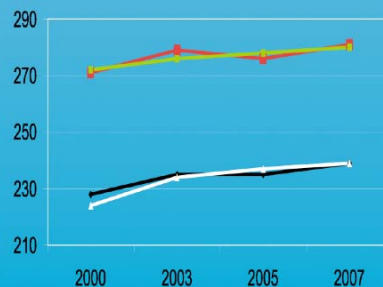
Source: Missouri Testing Data and 2007 National Assessment of Educational Progress (NAEP) Data

## ACHIEVEMENT TRENDS

Missouri Reading Achievement



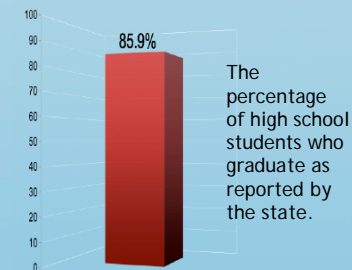
Missouri Math Achievement



Source: National Assessment of Educational Progress (NAEP)

## PREPARING MISSOURI STUDENTS FOR SUCCESS

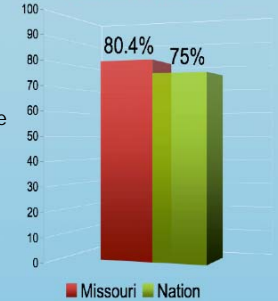
Missouri's High School Graduation Rate 2006



Source: Consolidated State Performance Report, 2006-07

Averaged Freshman Graduation Rate 2004

The Averaged Freshman Graduation Rate (AFGR) is a reliable definition for comparing across the states the percentage of students who graduate on time.



Source: National Center for Education Statistics (NCES)

High School Students Taking Advanced Placement Exams

Source: College Board

	Missouri	Nation
High School Students Taking Advanced Placement Exams	5,345 (9.8%)	666,067 (24.2%)

## OPTIONS FOR PARENTS

	# of Eligible Missouri Students	% of Eligible Missouri Students Participating	% of Eligible Students Participating Nationally
Tutoring	25,239	4,922 (19.5%)	529,627 (14.5%)
Choice	Not Available	Not Available	119,988 (2.2%)

Source: Consolidated State Performance Report, 2006-07

## FLEXIBILITY OPTIONS FOR STATES—MISSOURI

Teacher Incentive Fund	Not Participating
Limited English Proficient Partnership	Not Participating
Flexibility for Students with Disabilities	Not Participating
Tutoring Pilot	Not Participating
Growth Model	Not Participating
Districts in Need of Improvement Pilot	Not Participating