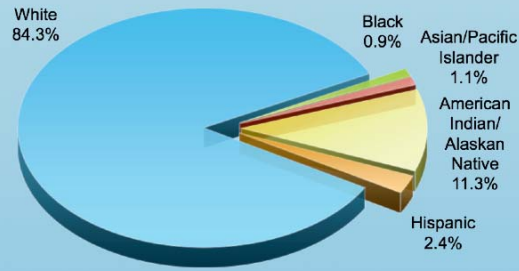


MONTANA AT A GLANCE

Student Demographics



Source: National Center for Education Statistics (NCES), Common Core of Data, 2004-05 School Year

MONTANA STUDENTS

	Montana	United States
Total Students	145,416	49,676,964
Low-Income Students	34.5%	40.9%
Limited English Proficient	4.6%	8.5%
Students with Disabilities	13.2%	13.6%

Source: National Center For Education Statistics (NCES), Common Core of Data, 2005-06 School Year

MONTANA SCHOOLS

	Montana	United States
Number of Schools	840	98,905
Schools Making Adequate Yearly Progress	742 (89.9%)	64,546 (70%)
Schools in Need of Improvement	50	10,676
Schools in Restructuring	30	2,302

Source: Consolidated State Performance Report, 2006-07 & NCES CCD, 2005-06

MONTANA FACTS AND FIGURES

Total NCLB Funding (2007): \$120,159,846; a 36% increase over 2001 levels

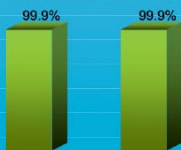
Public AYP Release Date: August 2007

Testing System Status:

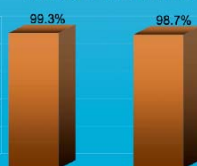
Approved Approval Expected Approval Pending

MONTANA TEACHERS

Elementary Classes Taught by Highly Qualified Teachers



Secondary Classes Taught by Highly Qualified Teachers



Source: Consolidated State Performance Reports, 2006-07

MAPPING MONTANA'S EDUCATIONAL PROGRESS 2008



Every day, we learn what works so students can make greater progress. Six years after No Child Left Behind's passage – and midway to the nation's goal of having students on grade level or better in reading and math by 2014 – we have collected more data than ever before about the academic performance of our students and schools. This information enables all of us to chart where we are as individual states and as a nation and to map a course of action for future progress. The foundation of our success will depend on our continued commitment to the following core principles:

- ◆ High Standards
- ◆ Annual Assessments
- ◆ Accountability for Results
- ◆ Highly Qualified Teachers in Every Classroom (HQT)
- ◆ Information and Options for Parents
- ◆ All Children on Grade Level By 2014



MONTANA'S RECORD OF ACHIEVEMENT

Reading Achievement for 2006-2007

	Montana 4 th Graders			Montana 8 th Graders		
	State Data-% Proficient	NAEP Data-% Basic	NAEP Data-% Proficient	State Data-% Proficient	NAEP Data-% Basic	NAEP Data-% Proficient
All	80%	75%	39%	79%	85%	39%
White	83%	79%	42%	82%	88%	42%
Black	79%	n.a.	n.a.	85%	n.a.	n.a.
Hispanic	72%	69%	30%	76%	n.a.	n.a.
Low Income	70%	63%	26%	66%	74%	24%

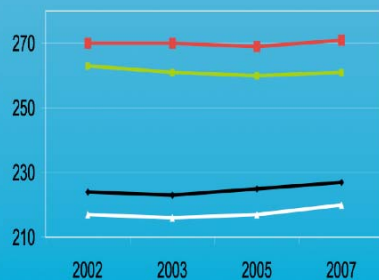
Math Achievement for 2006-2007

	Montana 4 th Graders			Montana 8 th Graders		
	State Data-% Proficient	NAEP Data-% Basic	NAEP Data-% Proficient	State Data-% Proficient	NAEP Data-% Basic	NAEP Data-% Proficient
All	68%	88%	44%	60%	79%	38%
White	71%	91%	49%	64%	83%	41%
Black	55%	n.a.	n.a.	57%	n.a.	n.a.
Hispanic	58%	85%	40%	54%	n.a.	n.a.
Low Income	55%	78%	30%	43%	64%	22%

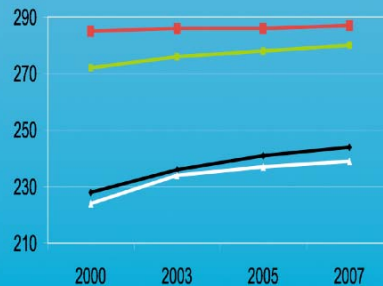
Source: Montana Testing Data and 2007 National Assessment of Educational Progress (NAEP) Data

ACHIEVEMENT TRENDS

Montana Reading Achievement



Montana Math Achievement

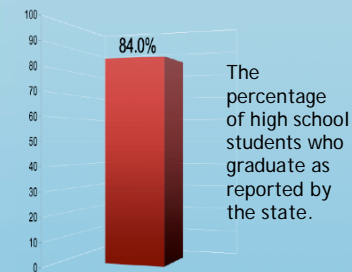


■ Grade 4 ● Grade 8
■ National Grade 4 ● National Grade 8

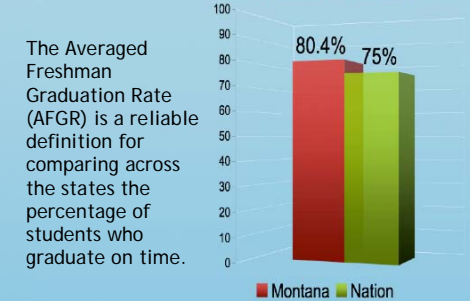
Source: National Assessment of Educational Progress (NAEP)

PREPARING MONTANA STUDENTS FOR SUCCESS

Montana's High School Graduation Rate 2006



Averaged Freshman Graduation Rate 2004



Source: Consolidated State Performance Report, 2006-07

Source: National Center for Education Statistics (NCES)

High School Students Taking Advanced Placement Exams

Source: College Board

	Montana	Nation
High School Students Taking Advanced Placement Exams	1,526 (15.1%)	666,067 (24.2%)

OPTIONS FOR PARENTS

	# of Eligible Montana Students	% of Eligible Montana Students Participating	% of Eligible Students Participating Nationally
Tutoring	7,486	48 (0.6%)	529,627 (14.5%)
Choice	9,590	0 (0.0%)	119,988 (2.2%)

Source: Consolidated State Performance Report, 2006-07

FLEXIBILITY OPTIONS FOR STATES-MONTANA

Teacher Incentive Fund	Not Participating
Limited English Proficient Partnership	Participating
Flexibility for Students with Disabilities	Participating
Tutoring Pilot	Not Participating
Growth Model	Not Participating
Districts in Need of Improvement Pilot	Not Participating