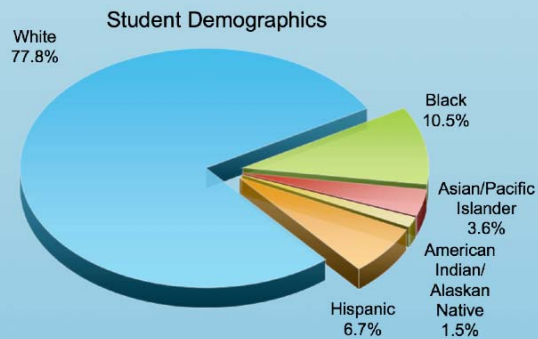


WISCONSIN AT A GLANCE



Source: National Center for Education Statistics (NCES), Common Core of Data, 2004-05 School Year

WISCONSIN STUDENTS

	Wisconsin	United States
Total Students	875,174	49,676,964
Low-Income Students	29.3%	40.9%
Limited English Proficient	3.4%	8.5%
Students with Disabilities	14.8%	13.6%

Source: National Center For Education Statistics (NCES), Common Core of Data, 2005-06 School Year

WISCONSIN SCHOOLS

	Wisconsin	United States
Number of Schools	2,254	98,905
Schools Making Adequate Yearly Progress	2,016 (95.6%)	64,546 (70%)
Schools in Need of Improvement	32	10,676
Schools in Restructuring	8	2,302

Source: Consolidated State Performance Report, 2006-07 & NCES CCD, 2005-06

WISCONSIN FACTS AND FIGURES

Total NCLB Funding (2007): \$323,775,614; a 53% increase over 2001 levels

Public AYP Release Date: June 2007

Testing System Status:

- Approved
 Approval Expected
 Approval Pending

WISCONSIN TEACHERS

Elementary Classes Taught by Highly Qualified Teachers



Secondary Classes Taught by Highly Qualified Teachers



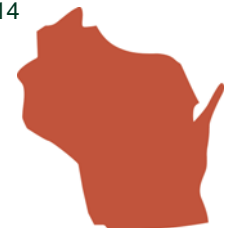
Source: Consolidated State Performance Reports, 2006-07

MAPPING WISCONSIN'S EDUCATIONAL PROGRESS 2008



Every day, we learn what works so students can make greater progress. Six years after No Child Left Behind's passage – and midway to the nation's goal of having students on grade level or better in reading and math by 2014 – we have collected more data than ever before about the academic performance of our students and schools. This information enables all of us to chart where we are as individual states and as a nation and to map a course of action for future progress. The foundation of our success will depend on our continued commitment to the following core principles:

- ◆ High Standards
- ◆ Annual Assessments
- ◆ Accountability for Results
- ◆ Highly Qualified Teachers in Every Classroom (HQT)
- ◆ Information and Options for Parents
- ◆ All Children on Grade Level By 2014



WISCONSIN'S RECORD OF ACHIEVEMENT

Reading Achievement for 2006-2007

	Wisconsin 4 th Graders			Wisconsin 8 th Graders		
	State Data-% Proficient	NAEP Data-% Basic	NAEP Data-% Proficient	State Data-% Proficient	NAEP Data-% Basic	NAEP Data-% Proficient
All	82%	70%	36%	84%	76%	33%
White	87%	77%	41%	89%	82%	38%
Black	61%	35%	11%	61%	40%	8%
Hispanic	64%	50%	17%	67%	58%	17%
Low Income	68%	51%	18%	70%	57%	16%

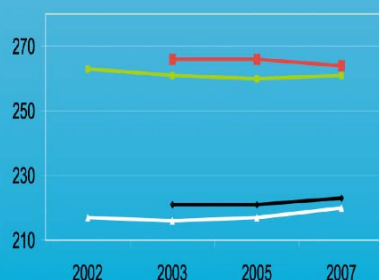
Math Achievement for 2006-2007

	Wisconsin 4 th Graders			Wisconsin 8 th Graders		
	State Data-% Proficient	NAEP Data-% Basic	NAEP Data-% Proficient	State Data-% Proficient	NAEP Data-% Basic	NAEP Data-% Proficient
All	77%	85%	47%	75%	76%	37%
White	84%	92%	54%	82%	83%	42%
Black	46%	47%	10%	38%	30%	6%
Hispanic	62%	69%	27%	55%	59%	18%
Low Income	62%	68%	25%	56%	56%	18%

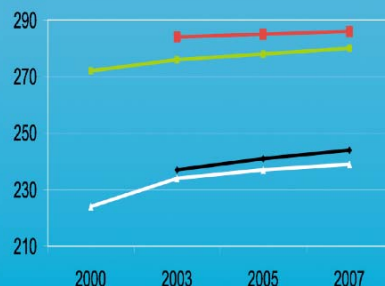
Source: Wisconsin Testing Data and 2007 National Assessment of Educational Progress (NAEP) Data

ACHIEVEMENT TRENDS

Wisconsin Reading Achievement



Wisconsin Math Achievement

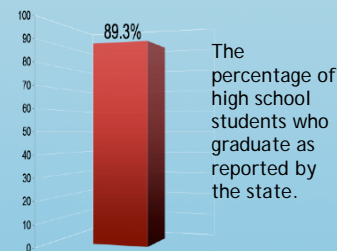


Legend: Grade 4 (black line with square), Grade 8 (red line with circle), National Grade 4 (white line with square), National Grade 8 (yellow line with circle)

Source: National Assessment of Educational Progress (NAEP)

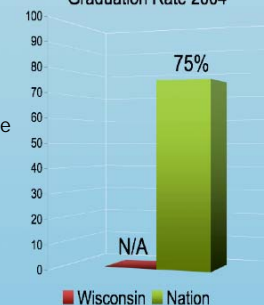
PREPARING WISCONSIN STUDENTS FOR SUCCESS

Wisconsin's High School Graduation Rate 2006



Source: Consolidated State Performance Report, 2006-07

Averaged Freshman Graduation Rate 2004



Source: National Center for Education Statistics (NCES)

High School Students Taking Advanced Placement Exams
Source: College Board

	Wisconsin	Nation
High School Students Taking Advanced Placement Exams	13,779 (23.0%)	666,067 (24.2%)

OPTIONS FOR PARENTS

	# of Eligible Wisconsin Students	% of Eligible Wisconsin Students Participating	% of Eligible Students Participating Nationally
Tutoring	10,100	2,279 (22.6%)	529,627 (14.5%)
Choice	12,500	3 (0.0%)	119,988 (2.2%)

Source: Consolidated State Performance Report, 2006-07

FLEXIBILITY OPTIONS FOR STATES-WISCONSIN

Teacher Incentive Fund	Not Participating
Limited English Proficient Partnership	Participating
Flexibility for Students with Disabilities	Not Participating
Tutoring Pilot	Not Participating
Growth Model	Not Participating
Districts in Need of Improvement Pilot	Not Participating