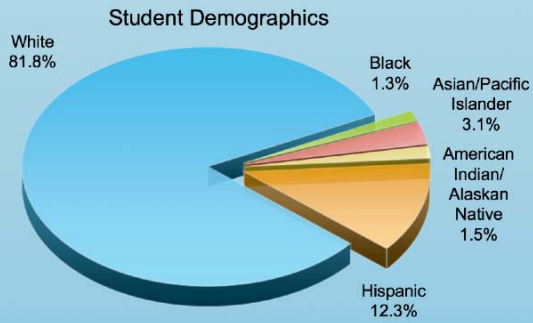


UTAH AT A GLANCE



Source: National Center for Education Statistics (NCES), Common Core of Data, 2004-05 School Year

UTAH STUDENTS

	Utah	United States
Total Students	508,430	49,676,964
Low-Income Students	32.3%	40.9%
Limited English Proficient	9.8%	8.5%
Students with Disabilities	13.2%	13.6%

Source: National Center For Education Statistics (NCES), Common Core of Data, 2005-06 School Year

UTAH SCHOOLS

	Utah	United States
Number of Schools	983	98,905
Schools Making Adequate Yearly Progress	695 (74.3%)	64,546 (70%)
Schools in Need of Improvement	11	10,676
Schools in Restructuring	1	2,302

Source: Consolidated State Performance Report, 2006-07 & NCES CCD, 2005-06

UTAH FACTS AND FIGURES

Total NCLB Funding (2007): \$116,713,452; a 52% increase over 2001 levels

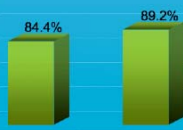
Public AYP Release Date: August 2007

Testing System Status:

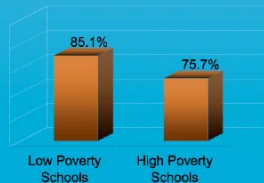
Approved Approval Expected Approval Pending

UTAH TEACHERS

Elementary Classes Taught by Highly Qualified Teachers



Secondary Classes Taught by Highly Qualified Teachers



Source: Consolidated State Performance Reports, 2006-07

MAPPING UTAH'S EDUCATIONAL PROGRESS 2008



Every day, we learn what works so students can make greater progress. Six years after No Child Left Behind's passage – and midway to the nation's goal of having students on grade level or better in reading and math by 2014 – we have collected more data than ever before about the academic performance of our students and schools. This information enables all of us to chart where we are as individual states and as a nation and to map a course of action for future progress. The foundation of our success will depend on our continued commitment to the following core principles:

- ◆ High Standards
- ◆ Annual Assessments
- ◆ Accountability for Results
- ◆ Highly Qualified Teachers in Every Classroom (HQT)
- ◆ Information and Options for Parents
- ◆ All Children on Grade Level By 2014



UTAH'S RECORD OF ACHIEVEMENT

Reading Achievement for 2006-2007

	Utah 4 th Graders			Utah 8 th Graders		
	State Data-% Proficient	NAEP Data-% Basic	NAEP Data-% Proficient	State Data-% Proficient	NAEP Data-% Basic	NAEP Data-% Proficient
All	78%	69%	34%	81%	75%	30%
White	83%	74%	38%	86%	79%	33%
Black	61%	n.a.	n.a.	68%	n.a.	n.a.
Hispanic	57%	45%	15%	58%	53%	12%
Low Income	67%	55%	23%	69%	64%	21%

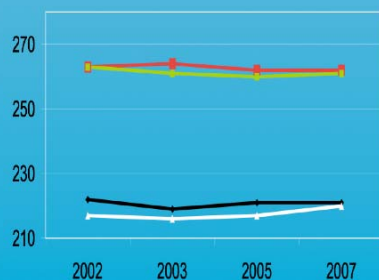
Math Achievement for 2006-2007

	Utah 4 th Graders			Utah 8 th Graders		
	State Data-% Proficient	NAEP Data-% Basic	NAEP Data-% Proficient	State Data-% Proficient	NAEP Data-% Basic	NAEP Data-% Proficient
All	74%	83%	39%	77%	72%	32%
White	79%	88%	45%	81%	78%	36%
Black	54%	n.a.	n.a.	58%	n.a.	n.a.
Hispanic	55%	58%	16%	55%	44%	12%
Low Income	64%	71%	25%	66%	58%	19%

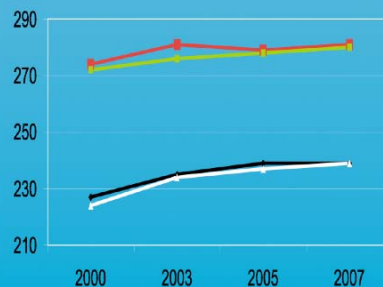
Source: Utah Testing Data and 2007 National Assessment of Educational Progress (NAEP) Data

ACHIEVEMENT TRENDS

Utah Reading Achievement



Utah Math Achievement

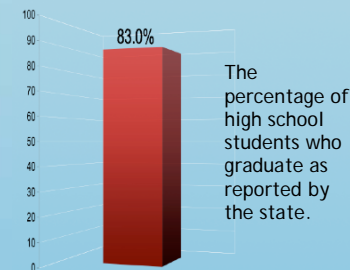


Legend: Grade 4 (black line with square), National Grade 4 (black line with circle), Grade 8 (red line with square), National Grade 8 (yellow line with circle)

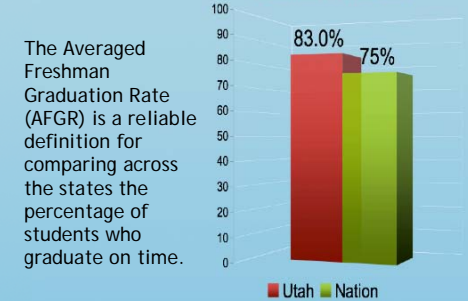
Source: National Assessment of Educational Progress (NAEP)

PREPARING UTAH STUDENTS FOR SUCCESS

Utah's High School Graduation Rate 2006



Averaged Freshman Graduation Rate 2004



Source: Consolidated State Performance Report, 2006-07

Source: National Center for Education Statistics (NCES)

High School Students Taking Advanced Placement Exams

Source: College Board

	Utah	Nation
High School Students Taking Advanced Placement Exams	9,319 (30.6%)	666,067 (24.2%)

OPTIONS FOR PARENTS

	# of Eligible Utah Students	% of Eligible Utah Students Participating	% of Eligible Students Participating Nationally
Tutoring	Not Available	4 (Not Available)	529,627 (14.5%)
Choice	4,072	27 (0.7%)	119,988 (2.2%)

Source: Consolidated State Performance Report, 2006-07

FLEXIBILITY OPTIONS FOR STATES-UTAH

Teacher Incentive Fund	Not Participating
Limited English Proficient Partnership	Not Participating
Flexibility for Students with Disabilities	Participating
Tutoring Pilot	Not Participating
Growth Model	Not Participating
Districts in Need of Improvement Pilot	Not Participating