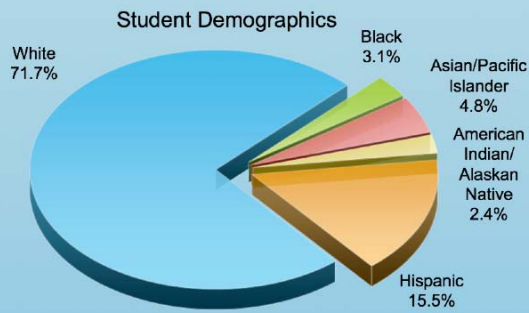


OREGON AT A GLANCE



Source: National Center for Education Statistics (NCES), Common Core of Data, 2004-05 School Year

OREGON STUDENTS

	Oregon	United States
Total Students	552,194	49,676,964
Low-Income Students	41.8%	40.9%
Limited English Proficient	11.7%	8.5%
Students with Disabilities	14.2%	13.6%

Source: National Center For Education Statistics (NCES), Common Core of Data, 2005-06 School Year

OREGON SCHOOLS

	Oregon	United States
Number of Schools	1,260	98,905
Schools Making Adequate Yearly Progress	956 (77.6%)	64,546 (70%)
Schools in Need of Improvement	35	10,676
Schools in Restructuring	3	2,302

Source: Consolidated State Performance Report, 2006-07 & NCES CCD, 2005-06

OREGON FACTS AND FIGURES

Total NCLB Funding (2007): \$213,198,540; a 56% increase over 2001 levels

Public AYP Release Date: August 2007

Testing System Status:

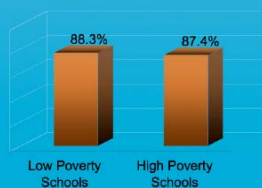
Approved Approval Expected Approval Pending

OREGON TEACHERS

Elementary Classes Taught by Highly Qualified Teachers



Secondary Classes Taught by Highly Qualified Teachers



Source: Consolidated State Performance Reports, 2006-07

MAPPING OREGON'S EDUCATIONAL PROGRESS 2008



Every day, we learn what works so students can make greater progress. Six years after No Child Left Behind's passage – and midway to the nation's goal of having students on grade level or better in reading and math by 2014 – we have collected more data than ever before about the academic performance of our students and schools. This information enables all of us to chart where we are as individual states and as a nation and to map a course of action for future progress. The foundation of our success will depend on our continued commitment to the following core principles:

- ◆ High Standards
- ◆ Annual Assessments
- ◆ Accountability for Results
- ◆ Highly Qualified Teachers in Every Classroom (HQT)
- ◆ Information and Options for Parents
- ◆ All Children on Grade Level By 2014



OREGON'S RECORD OF ACHIEVEMENT

Reading Achievement for 2006-2007

	Oregon 4 th Graders			Oregon 8 th Graders		
	State Data-% Proficient	NAEP Data-% Basic	NAEP Data-% Proficient	State Data-% Proficient	NAEP Data-% Basic	NAEP Data-% Proficient
All	79%	62%	28%	68%	77%	34%
White	84%	70%	34%	74%	82%	37%
Black	69%	38%	10%	53%	57%	21%
Hispanic	60%	35%	10%	44%	53%	14%
Low Income	69%	46%	14%	54%	65%	21%

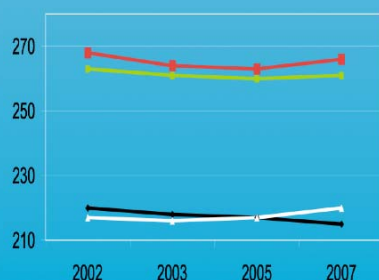
Math Achievement for 2006-2007

	Oregon 4 th Graders			Oregon 8 th Graders		
	State Data-% Proficient	NAEP Data-% Basic	NAEP Data-% Proficient	State Data-% Proficient	NAEP Data-% Basic	NAEP Data-% Proficient
All	71%	79%	35%	70%	73%	35%
White	76%	85%	40%	75%	78%	39%
Black	56%	59%	16%	51%	59%	28%
Hispanic	52%	54%	12%	50%	50%	14%
Low Income	60%	68%	21%	57%	59%	20%

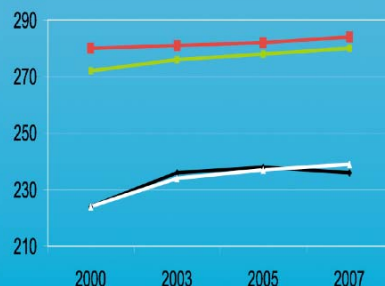
Source: Oregon Testing Data and 2007 National Assessment of Educational Progress (NAEP) Data

ACHIEVEMENT TRENDS

Oregon Reading Achievement



Oregon Math Achievement

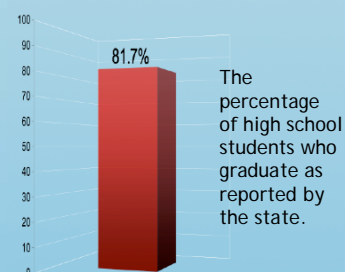


Legend: Grade 4 (black line with square), National Grade 4 (black line with circle), Grade 8 (red line with square), National Grade 8 (yellow line with circle)

Source: National Assessment of Educational Progress (NAEP)

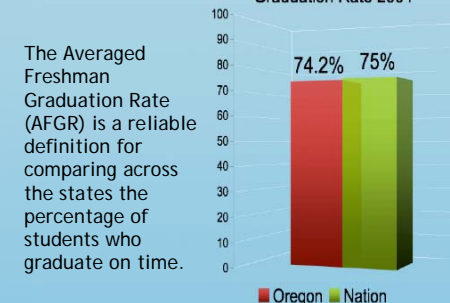
PREPARING OREGON STUDENTS FOR SUCCESS

Oregon's High School Graduation Rate 2006



Source: Consolidated State Performance Report, 2006-07

Averaged Freshman Graduation Rate 2004



Source: National Center for Education Statistics (NCES)

High School Students Taking Advanced Placement Exams
Source: College Board

	Oregon	Nation
High School Students Taking Advanced Placement Exams	5,340 (17.0%)	666,067 (24.2%)

OPTIONS FOR PARENTS

	# of Eligible Oregon Students	% of Eligible Oregon Students Participating	% of Eligible Students Participating Nationally
Tutoring	10,725	2,031 (18.9%)	529,627 (14.5%)
Choice	18,980	2,543 (13.4%)	119,988 (2.2%)

Source: Consolidated State Performance Report, 2006-07

FLEXIBILITY OPTIONS FOR STATES-OREGON

Teacher Incentive Fund	Not Participating
Limited English Proficient Partnership	Participating
Flexibility for Students with Disabilities	Not Participating
Tutoring Pilot	Not Participating
Growth Model	Not Participating
Districts in Need of Improvement Pilot	Not Participating