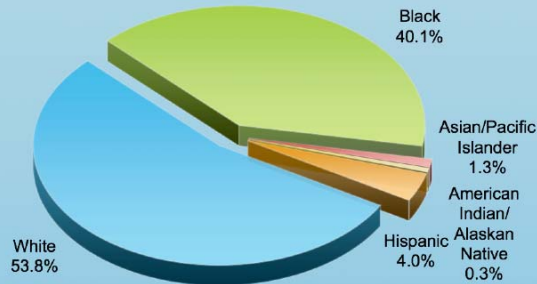


S. CAROLINA AT A GLANCE

Student Demographics



Source: National Center for Educational Statistics (NCES), Common Core of Data, 2004-05 School Year

S. CAROLINA STUDENTS

	S.C.	United States
Total Students	701,544	49,676,964
Low-Income Students	51.5%	40.9%
Limited English Proficient	2.1%	8.5%
Students with Disabilities	15.6%	13.6%

Source: National Center For Educational Statistics (NCES), Common Core of Data, 2005-06 School Year

S. CAROLINA SCHOOLS

	S.C.	United States
Number of Schools	1,175	98,905
Schools Making Adequate Yearly Progress	Not Available	64,546 (70%)
Schools in Need of Improvement	198	10,676
Schools in Restructuring	82	2,302

Source: Consolidated State Performance Report, 2006-07 & NCES CCD, 2005-06

S. CAROLINA FACTS AND FIGURES

Total NCLB Funding (2007): \$289,684,506; a 71% increase over 2001 levels

Public AYP Release Date: September 2007

Testing System Status:

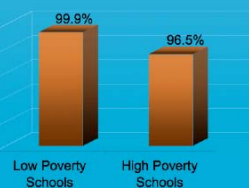
Approved Approval Expected Approval Pending

S. CAROLINA TEACHERS

Elementary Classes Taught by Highly Qualified Teachers



Secondary Classes Taught by Highly Qualified Teachers



Source: Consolidated State Performance Reports, 2006-07

MAPPING S. CAROLINA'S EDUCATIONAL PROGRESS 2008



Every day, we learn what works so students can make greater progress. Six years after No Child Left Behind's passage – and midway to the nation's goal of having students on grade level or better in reading and math by 2014 – we have collected more data than ever before about the academic performance of our students and schools. This information enables all of us to chart where we are as individual states and as a nation and to map a course of action for future progress. The foundation of our success will depend on our continued commitment to the following core principles:

- ◆ High Standards
- ◆ Annual Assessments
- ◆ Accountability for Results
- ◆ Highly Qualified Teachers in Every Classroom (HQT)
- ◆ Information and Options for Parents
- ◆ All Children on Grade Level By 2014



S. CAROLINA'S RECORD OF ACHIEVEMENT

Reading Achievement for 2006-2007

	S. Carolina 4 th Graders			S. Carolina 8 th Graders		
	State Data-% Proficient	NAEP Data-% Basic	NAEP Data-% Proficient	State Data-% Proficient	NAEP Data-% Basic	NAEP Data-% Proficient
All	53%	59%	26%	35%	69%	25%
White	66%	71%	35%	46%	81%	35%
Black	37%	40%	12%	19%	51%	9%
Hispanic	40%	49%	17%	24%	51%	15%
Low Income	39%	44%	14%	20%	55%	11%

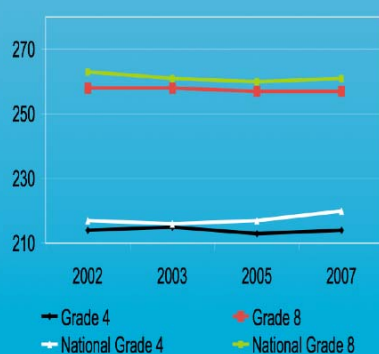
Math Achievement for 2006-2007

	S. Carolina 4 th Graders			S. Carolina 8 th Graders		
	State Data-% Proficient	NAEP Data-% Basic	NAEP Data-% Proficient	State Data-% Proficient	NAEP Data-% Basic	NAEP Data-% Proficient
All	53%	80%	36%	28%	71%	32%
White	67%	90%	50%	39%	83%	44%
Black	33%	64%	14%	13%	55%	15%
Hispanic	42%	74%	21%	21%	62%	23%
Low Income	39%	70%	20%	15%	59%	18%

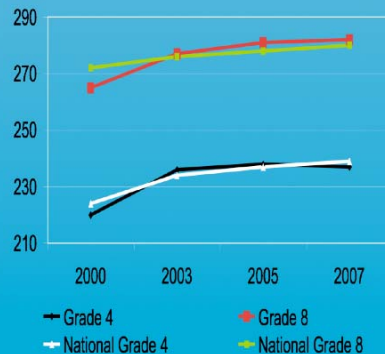
Source: S. Carolina Testing Data and 2007 National Assessment of Educational Progress (NAEP) Data

ACHIEVEMENT TRENDS

S. Carolina Reading Achievement



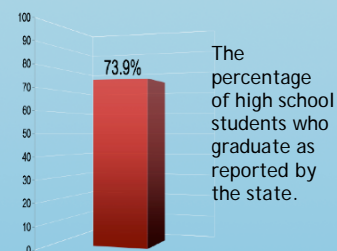
S. Carolina Math Achievement



Source: National Assessment of Educational Progress (NAEP)

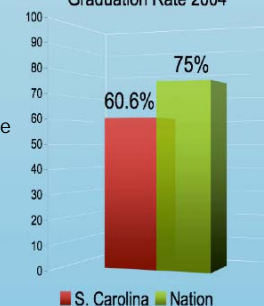
PREPARING S. CAROLINA STUDENTS FOR SUCCESS

S. Carolina's High School Graduation Rate 2006



Source: Consolidated State Performance Report, 2006-07

Averaged Freshman Graduation Rate 2004



Source: National Center for Education Statistics (NCES)

High School Students Taking Advanced Placement Exams
Source: College Board

	S. C.	Nation
High School Students Taking Advanced Placement Exams	7,752 (22.0%)	666,067 (24.2%)

OPTIONS FOR PARENTS

	# of Eligible S.C. Students	% of Eligible S.C. Students Participating	% of Eligible Students Participating Nationally
Tutoring	52,762	6,887 (13.1%)	529,627 (14.5%)
Choice	110,400	2,695 (2.4%)	119,988 (2.2%)

Source: Consolidated State Performance Report, 2006-07

FLEXIBILITY OPTIONS FOR STATES- S. CAROLINA

Teacher Incentive Fund	South Carolina Department of Education, Florence County School District Three
Limited English Proficient Partnership	Not Participating
Flexibility for Students with Disabilities	Not Participating
Tutoring Pilot	Not Participating
Growth Model	Not Participating
Districts in Need of Improvement Pilot	Not Participating