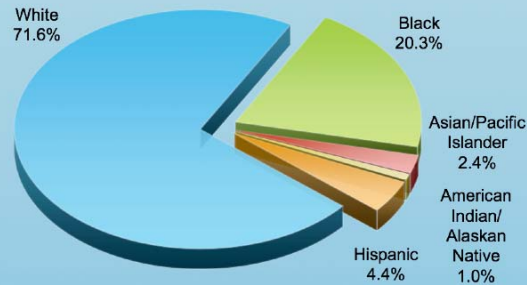


MICHIGAN AT A GLANCE

Student Demographics



Source: National Center for Education Statistics (NCES), Common Core of Data, 2004-05 School Year

MICHIGAN STUDENTS

	Michigan	United States
Total Students	1,741,845	49,676,964
Low-Income Students	35.0%	40.9%
Limited English Proficient	3.8%	8.5%
Students with Disabilities	14.1%	13.6%

Source: National Center For Education Statistics (NCES), Common Core of Data, 2005-06 School Year

MICHIGAN SCHOOLS

	Michigan	United States
Number of Schools	4,090	98,905
Schools Making Adequate Yearly Progress	2,975 (82.1%)	64,546 (70%)
Schools in Need of Improvement	161	10,676
Schools in Restructuring	75	2,302

Source: Consolidated State Performance Report, 2006-07 & NCES CCD, 2005-06

MICHIGAN FACTS AND FIGURES

Total NCLB Funding (2007): \$712,391,122; a 35% increase over 2001 levels

Public AYP Release Date: May & September

Testing System Status:

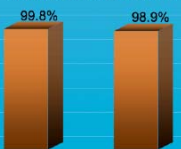
Approved Approval Expected Approval Pending

MICHIGAN TEACHERS

Elementary Classes Taught by Highly Qualified Teachers



Secondary Classes Taught by Highly Qualified Teachers



Source: Consolidated State Performance Reports, 2006-07

MAPPING MICHIGAN'S EDUCATIONAL PROGRESS 2008



Every day, we learn what works so students can make greater progress. Six years after No Child Left Behind's passage – and midway to the nation's goal of having students on grade level or better in reading and math by 2014 – we have collected more data than ever before about the academic performance of our students and schools. This information enables all of us to chart where we are as individual states and as a nation and to map a course of action for future progress. The foundation of our success will depend on our continued commitment to the following core principles:

- ◆ High Standards
- ◆ Annual Assessments
- ◆ Accountability for Results
- ◆ Highly Qualified Teachers in Every Classroom (HQT)
- ◆ Information and Options for Parents
- ◆ All Children on Grade Level By 2014



MICHIGAN'S RECORD OF ACHIEVEMENT

Reading Achievement for 2006-2007

	Michigan 4 th Graders			Michigan 8 th Graders		
	State Data-% Proficient	NAEP Data-% Basic	NAEP Data-% Proficient	State Data-% Proficient	NAEP Data-% Basic	NAEP Data-% Proficient
All	78%	66%	32%	72%	72%	28%
White	82%	74%	39%	78%	80%	34%
Black	62%	38%	12%	51%	44%	7%
Hispanic	66%	56%	19%	58%	52%	14%
Low Income	66%	48%	16%	57%	53%	12%

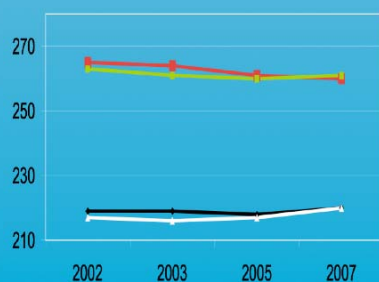
Math Achievement for 2006-2007

	Michigan 4 th Graders			Michigan 8 th Graders		
	State Data-% Proficient	NAEP Data-% Basic	NAEP Data-% Proficient	State Data-% Proficient	NAEP Data-% Basic	NAEP Data-% Proficient
All	77%	80%	37%	71%	66%	29%
White	82%	88%	44%	78%	76%	35%
Black	61%	52%	12%	50%	28%	5%
Hispanic	65%	72%	26%	57%	44%	11%
Low Income	65%	65%	20%	56%	47%	14%

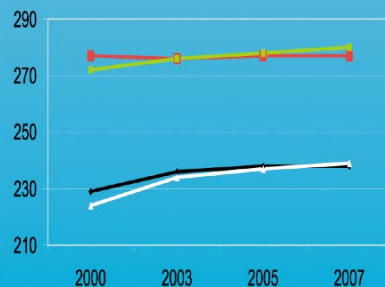
Source: Michigan Testing Data and 2007 National Assessment of Educational Progress (NAEP) Data

ACHIEVEMENT TRENDS

Michigan Reading Achievement



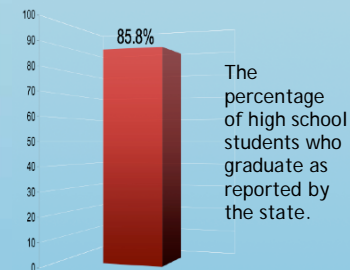
Michigan Math Achievement



Source: National Assessment of Educational Progress (NAEP)

PREPARING MICHIGAN STUDENTS FOR SUCCESS

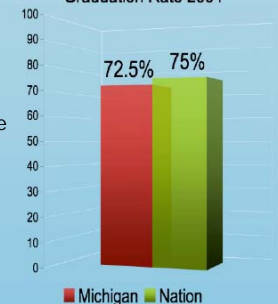
Michigan's High School Graduation Rate 2006



Source: Consolidated State Performance Report, 2006-07

Averaged Freshman Graduation Rate 2004

The Averaged Freshman Graduation Rate (AFGR) is a reliable definition for comparing across the states the percentage of students who graduate on time.



Source: National Center for Education Statistics (NCES)

High School Students Taking Advanced Placement Exams

Source: College Board

	Michigan	Nation
High School Students Taking Advanced Placement Exams	18,649 (18.7%)	666,067 (24.2%)

OPTIONS FOR PARENTS

	# of Eligible Michigan Students	% of Eligible Michigan Students Participating	% of Eligible Students Participating Nationally
Tutoring	72,564	10,909 (15.0%)	529,627 (14.5%)
Choice	81,559	433 (0.5%)	119,988 (2.2%)

Source: Consolidated State Performance Report, 2006-07

FLEXIBILITY OPTIONS FOR STATES-MICHIGAN

Teacher Incentive Fund	Not Participating
Limited English Proficient Partnership	Participating
Flexibility for Students with Disabilities	Participating
Tutoring Pilot	Not Participating
Growth Model	Not Participating
Districts in Need of Improvement Pilot	Not Participating