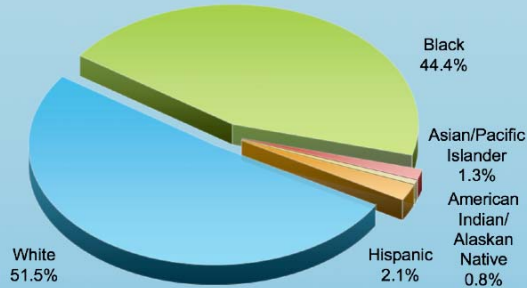


# LOUISIANA AT A GLANCE

## Student Demographics



Source: National Center for Education Statistics (NCES), Common Core of Data, 2004-05 School Year

## LOUISIANA STUDENTS

	Louisiana	United States
Total Students	654,526	49,676,964
Low-Income Students	61.2%	40.9%
Limited English Proficient	1.8%	8.5%
Students with Disabilities	13.0%	13.6%

Source: National Center For Education Statistics (NCES), Common Core of Data, 2005-06 School Year

## LOUISIANA SCHOOLS

	Louisiana	United States
Number of Schools	1,527	98,905
Schools Making Adequate Yearly Progress	1,086 (88.2%)	64,546 (70%)
Schools in Need of Improvement	65	10,676
Schools in Restructuring	7	2,302

Source: Consolidated State Performance Report, 2006-07 & NCES CCD, 2005-06

## LOUISIANA FACTS AND FIGURES

Total NCLB Funding (2007): \$439,262,628; a 51% increase over 2001 levels

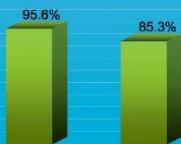
Public AYP Release Date: August 2007

Testing System Status:

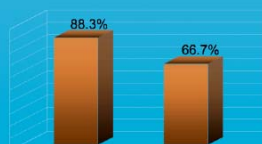
Approved     Approval Expected     Approval Pending

## LOUISIANA TEACHERS

Elementary Classes Taught by Highly Qualified Teachers



Secondary Classes Taught by Highly Qualified Teachers



Source: Consolidated State Performance Reports, 2006-07

# MAPPING LOUISIANA'S EDUCATIONAL PROGRESS 2008



Every day, we learn what works so students can make greater progress. Six years after No Child Left Behind's passage – and midway to the nation's goal of having students on grade level or better in reading and math by 2014 – we have collected more data than ever before about the academic performance of our students and schools. This information enables all of us to chart where we are as individual states and as a nation and to map a course of action for future progress. The foundation of our success will depend on our continued commitment to the following core principles:

- ◆ High Standards
- ◆ Annual Assessments
- ◆ Accountability for Results
- ◆ Highly Qualified Teachers in Every Classroom (HQT)
- ◆ Information and Options for Parents
- ◆ All Children on Grade Level By 2014



## LOUISIANA'S RECORD OF ACHIEVEMENT

Reading Achievement for 2006-2007

	Louisiana 4 <sup>th</sup> Graders			Louisiana 8 <sup>th</sup> Graders		
	State Data-% Proficient	NAEP Data-% Basic	NAEP Data-% Proficient	State Data-% Proficient	NAEP Data-% Basic	NAEP Data-% Proficient
All	70%	52%	20%	59%	64%	19%
White	79%	67%	31%	72%	77%	29%
Black	58%	36%	9%	44%	48%	8%
Hispanic	70%	58%	26%	57%	n.a.	n.a.
Low Income	62%	43%	14%	49%	54%	12%

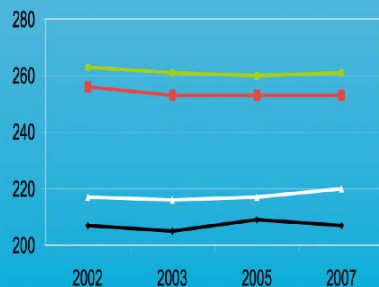
Math Achievement for 2006-2007

	Louisiana 4 <sup>th</sup> Graders			Louisiana 8 <sup>th</sup> Graders		
	State Data-% Proficient	NAEP Data-% Basic	NAEP Data-% Proficient	State Data-% Proficient	NAEP Data-% Basic	NAEP Data-% Proficient
All	64%	73%	24%	56%	64%	19%
White	78%	86%	37%	72%	79%	28%
Black	48%	60%	11%	38%	44%	7%
Hispanic	66%	77%	31%	54%	n.a.	n.a.
Low Income	55%	67%	17%	46%	53%	11%

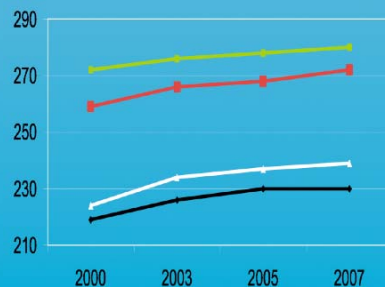
Source: Louisiana Testing Data and 2007 National Assessment of Educational Progress (NAEP) Data

## ACHIEVEMENT TRENDS

Louisiana Reading Achievement



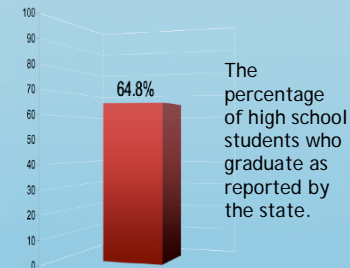
Louisiana Math Achievement



Source: National Assessment of Educational Progress (NAEP)

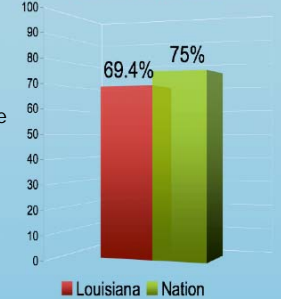
## PREPARING LOUISIANA STUDENTS FOR SUCCESS

Louisiana's High School Graduation Rate 2006



Source: Consolidated State Performance Report, 2006-07

Averaged Freshman Graduation Rate 2004



Source: National Center for Education Statistics (NCES)

High School Students Taking Advanced Placement Exams

Source: College Board

	Louisiana	Nation
High School Students Taking Advanced Placement Exams	1,858 (5.1%)	666,067 (24.2%)

## OPTIONS FOR PARENTS

	# of Eligible Louisiana Students	% of Eligible Louisiana Students Participating	% of Eligible Students Participating Nationally
Tutoring	18,044	4,212 (23.3%)	529,627 (14.5%)
Choice	39,938	2,397 (6.0%)	119,988 (2.2%)

Source: Consolidated State Performance Report, 2006-07

## FLEXIBILITY OPTIONS FOR STATES-LOUISIANA

Teacher Incentive Fund	Not Participating
Limited English Proficient Partnership	Participating
Flexibility for Students with Disabilities	Participating
Tutoring Pilot	Not Participating
Growth Model	Not Participating
Districts in Need of Improvement Pilot	Not Participating