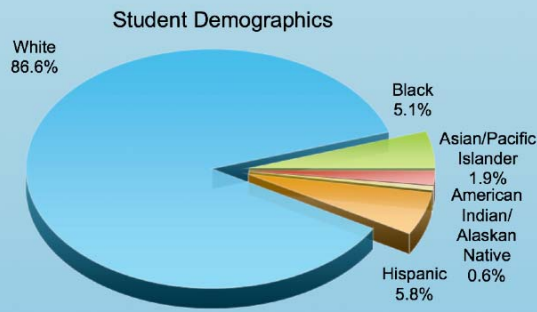


IOWA AT A GLANCE



Source: National Center for Education Statistics (NCES), Common Core of Data, 2004-05 School Year

IOWA STUDENTS

	Iowa	United States
Total Students	483,482	49,676,964
Low-Income Students	31.9%	40.9%
Limited English Proficient	3.1%	8.5%
Students with Disabilities	14.8%	13.6%

Source: National Center For Education Statistics (NCES), Common Core of Data, 2005-06 School Year

IOWA SCHOOLS

	Iowa	United States
Number of Schools	1,519	98,905
Schools Making Adequate Yearly Progress	1,391 (93.4%)	64,546 (70%)
Schools in Need of Improvement	Not Available	10,676
Schools in Restructuring	Not Available	2,302

Source: Consolidated State Performance Report, 2006-07 & NCES CCD, 2005-06

IOWA FACTS AND FIGURES

Total NCLB Funding (2007): \$124,255,262; a 40% increase over 2001 levels

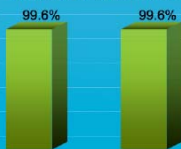
Public AYP Release Date: September 2007

Testing System Status:

Approved Approval Expected Approval Pending

IOWA TEACHERS

Elementary Classes Taught by Highly Qualified Teachers



Secondary Classes Taught by Highly Qualified Teachers



Source: Consolidated State Performance Reports, 2006-07

MAPPING IOWA'S EDUCATIONAL PROGRESS 2008



Every day, we learn what works so students can make greater progress. Six years after No Child Left Behind's passage – and midway to the nation's goal of having students on grade level or better in reading and math by 2014 – we have collected more data than ever before about the academic performance of our students and schools. This information enables all of us to chart where we are as individual states and as a nation and to map a course of action for future progress. The foundation of our success will depend on our continued commitment to the following core principles:

- ◆ High Standards
- ◆ Annual Assessments
- ◆ Accountability for Results
- ◆ Highly Qualified Teachers in Every Classroom (HQT)
- ◆ Information and Options for Parents
- ◆ All Children on Grade Level By 2014



IOWA'S RECORD OF ACHIEVEMENT

Reading Achievement for 2006-2007

	Iowa 4 th Graders			Iowa 8 th Graders		
	State Data-% Proficient	NAEP Data-% Basic	NAEP Data-% Proficient	State Data-% Proficient	NAEP Data-% Basic	NAEP Data-% Proficient
All	80%	74%	36%	73%	80%	36%
White	83%	76%	38%	76%	82%	38%
Black	57%	55%	16%	46%	58%	17%
Hispanic	62%	53%	18%	49%	61%	16%
Low Income	67%	60%	22%	56%	65%	22%

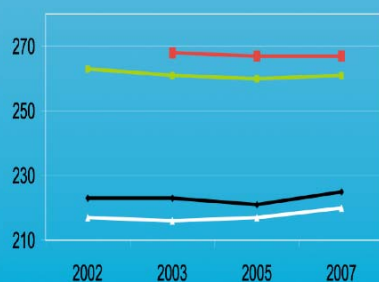
Math Achievement for 2006-2007

	Iowa 4 th Graders			Iowa 8 th Graders		
	State Data-% Proficient	NAEP Data-% Basic	NAEP Data-% Proficient	State Data-% Proficient	NAEP Data-% Basic	NAEP Data-% Proficient
All	81%	87%	43%	75%	77%	35%
White	84%	89%	46%	79%	81%	38%
Black	58%	66%	17%	45%	40%	11%
Hispanic	64%	71%	25%	54%	50%	13%
Low Income	69%	76%	26%	59%	61%	20%

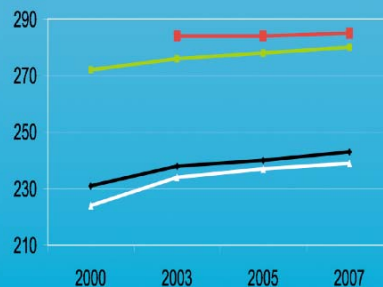
Source: Iowa Testing Data and 2007 National Assessment of Educational Progress (NAEP) Data

ACHIEVEMENT TRENDS

Iowa Reading Achievement



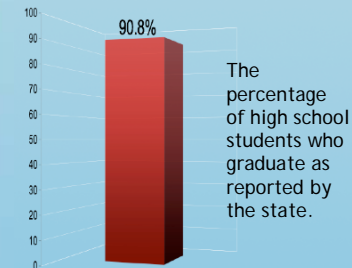
Iowa Math Achievement



Source: National Assessment of Educational Progress (NAEP)

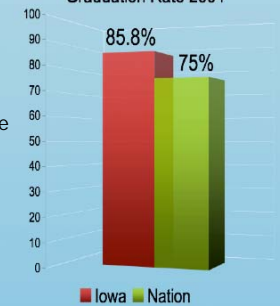
PREPARING IOWA STUDENTS FOR SUCCESS

Iowa's High School Graduation Rate 2006



Source: Consolidated State Performance Report, 2006-07

Averaged Freshman Graduation Rate 2004



The Averaged Freshman Graduation Rate (AFGR) is a reliable definition for comparing across the states the percentage of students who graduate on time.

Source: National Center for Education Statistics (NCES)

High School Students Taking Advanced Placement Exams

Source: College Board

	Iowa	Nation
High School Students Taking Advanced Placement Exams	3,802 (11.8%)	666,067 (24.2%)

OPTIONS FOR PARENTS

	# of Eligible Iowa Students	% of Eligible Iowa Students Participating	% of Eligible Students Participating Nationally
Tutoring	3,762	48 (1.3%)	529,627 (14.5%)
Choice	5,004	15 (0.3%)	119,988 (2.2%)

Source: Consolidated State Performance Report, 2006-07

FLEXIBILITY OPTIONS FOR STATES-IOWA

Teacher Incentive Fund	Not Participating
Limited English Proficient Partnership	Participating
Flexibility for Students with Disabilities	Participating
Tutoring Pilot	Not Participating
Growth Model	Participating
Districts in Need of Improvement Pilot	Not Participating