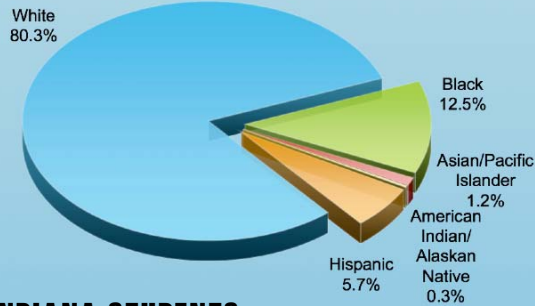


INDIANA AT A GLANCE

Student Demographics



Source: National Center for Education Statistics (NCES), Common Core of Data, 2004-05 School Year

INDIANA STUDENTS

	Indiana	United States
Total Students	1,035,074	49,676,964
Low-Income Students	36.1%	40.9%
Limited English Proficient	5.5%	8.5%
Students with Disabilities	17.1%	13.6%

Source: National Center For Education Statistics (NCES), Common Core of Data, 2005-06 School Year

INDIANA SCHOOLS

	Indiana	United States
Number of Schools	1,993	98,905
Schools Making Adequate Yearly Progress	949 (52.0%)	64,546 (70%)
Schools in Need of Improvement	208	10,676
Schools in Restructuring	21	2,302

Source: Consolidated State Performance Report, 2006-07 & NCES CCD, 2005-06

INDIANA FACTS AND FIGURES

Total NCLB Funding (2007): \$351,128,484; a 73% increase over 2001 levels

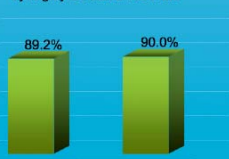
Public AYP Release Date: April 2007

Testing System Status:

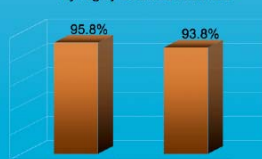
- Approved
 Approval Expected
 Approval Pending

INDIANA TEACHERS

Elementary Classes Taught by Highly Qualified Teachers



Secondary Classes Taught by Highly Qualified Teachers



Source: Consolidated State Performance Reports, 2006-07

For more information visit www.ed.gov



MAPPING INDIANA'S EDUCATIONAL PROGRESS 2008

Every day, we learn what works so students can make greater progress. Six years after No Child Left Behind's passage – and midway to the nation's goal of having students on grade level or better in reading and math by 2014 – we have collected more data than ever before about the academic performance of our students and schools. This information enables all of us to chart where we are as individual states and as a nation and to map a course of action for future progress. The foundation of our success will depend on our continued commitment to the following core principles:

- ◆ High Standards
- ◆ Annual Assessments
- ◆ Accountability for Results
- ◆ Highly Qualified Teachers in Every Classroom (HQT)
- ◆ Information and Options for Parents
- ◆ All Children on Grade Level By 2014



INDIANA'S RECORD OF ACHIEVEMENT

Reading Achievement for 2006-2007

	Indiana 4 th Graders			Indiana 8 th Graders		
	State Data-% Proficient	NAEP Data-% Basic	NAEP Data-% Proficient	State Data-% Proficient	NAEP Data-% Basic	NAEP Data-% Proficient
All	75%	68%	33%	68%	76%	31%
White	80%	73%	37%	73%	80%	35%
Black	58%	43%	12%	44%	53%	10%
Hispanic	58%	51%	17%	48%	68%	21%
Low Income	63%	54%	19%	52%	63%	16%

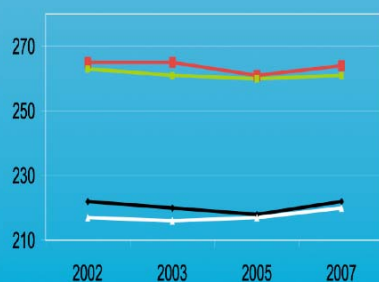
Math Achievement for 2006-2007

	Indiana 4 th Graders			Indiana 8 th Graders		
	State Data-% Proficient	NAEP Data-% Basic	NAEP Data-% Proficient	State Data-% Proficient	NAEP Data-% Basic	NAEP Data-% Proficient
All	75%	89%	46%	71%	76%	35%
White	79%	92%	52%	77%	82%	40%
Black	55%	70%	14%	43%	47%	9%
Hispanic	60%	80%	26%	55%	55%	20%
Low Income	64%	80%	30%	55%	61%	20%

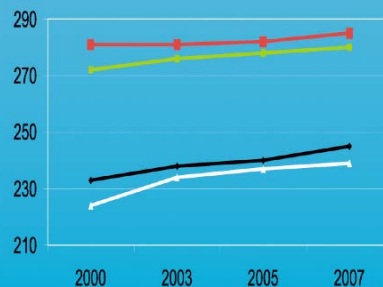
Source: Indiana Testing Data and 2007 National Assessment of Educational Progress (NAEP) Data

ACHIEVEMENT TRENDS

Indiana Reading Achievement



Indiana Math Achievement

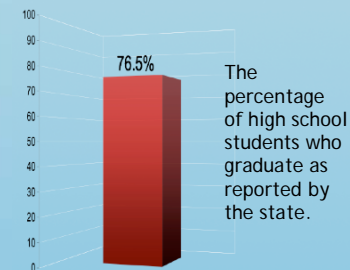


Legend: Grade 4 (black line with square), Grade 8 (red line with circle), National Grade 4 (white line with square), National Grade 8 (yellow line with circle)

Source: National Assessment of Educational Progress (NAEP)

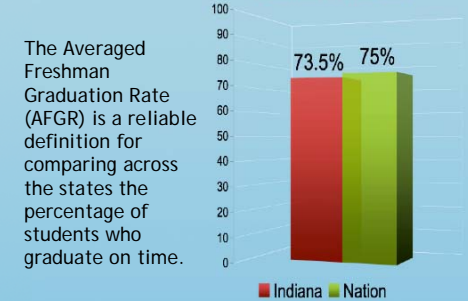
PREPARING INDIANA STUDENTS FOR SUCCESS

Indiana's High School Graduation Rate 2006



Source: Consolidated State Performance Report, 2006-07

Averaged Freshman Graduation Rate 2004



Source: National Center for Education Statistics (NCES)

High School Students Taking Advanced Placement Exams

Source: College Board

	Indiana	Nation
High School Students Taking Advanced Placement Exams	10,954 (18.8%)	666,067 (24.2%)

OPTIONS FOR PARENTS

	# of Eligible Indiana Students	% of Eligible Indiana Students Participating	% of Eligible Students Participating Nationally
Tutoring	22,074	5,682 (25.7%)	529,627 (14.5%)
Choice	67,745	2,743 (4.0%)	119,988 (2.2%)

Source: Consolidated State Performance Report, 2006-07

FLEXIBILITY OPTIONS FOR STATES-INDIANA

Teacher Incentive Fund	Not Participating
Limited English Proficient Partnership	Participating
Flexibility for Students with Disabilities	Participating
Tutoring Pilot	MSD of Decatur Township, Monroe County Community School Corporation, and Blackford County Schools
Growth Model	Not Participating
Districts in Need of Improvement Pilot	Not Participating