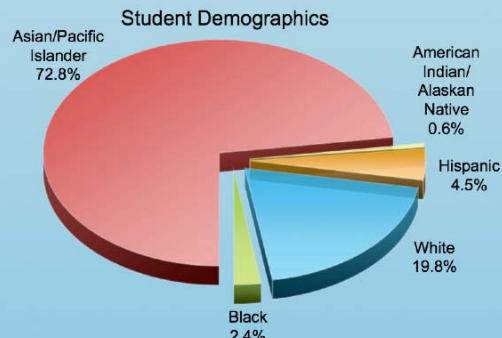


HAWAII AT A GLANCE



Source: National Center for Education Statistics (NCES), Common Core of Data, 2004-05 School Year

HAWAII STUDENTS

	Hawaii	United States
Total Students	182,818	49,676,964
Low-Income Students	41.0%	40.9%
Limited English Proficient	9.9%	8.5%
Students with Disabilities	12.0%	13.6%

Source: National Center For Education Statistics (NCES), Common Core of Data, 2005-06 School Year

HAWAII SCHOOLS

	Hawaii	United States
Number of Schools	285	98,905
Schools Making Adequate Yearly Progress	182 (64.5%)	64,546 (70%)
Schools in Need of Improvement	74	10,676
Schools in Restructuring	55	2,302

Source: Consolidated State Performance Report, 2006-07 & NCES CCD, 2005-06

HAWAII FACTS AND FIGURES

Total NCLB Funding (2007): \$128,115,580; a 58% increase over 2001 levels

Public AYP Release Date: July 2007

Testing System Status:

Approved Approval Expected Approval Pending

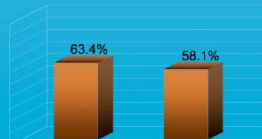
HAWAII TEACHERS

Elementary Classes Taught by Highly Qualified Teachers



Low Poverty Schools High Poverty Schools

Secondary Classes Taught by Highly Qualified Teachers



Low Poverty Schools High Poverty Schools

Source: Consolidated State Performance Reports, 2006-07

MAPPING HAWAII'S EDUCATIONAL PROGRESS 2008



Every day, we learn what works so students can make greater progress. Six years after No Child Left Behind's passage – and midway to the nation's goal of having students on grade level or better in reading and math by 2014 – we have collected more data than ever before about the academic performance of our students and schools. This information enables all of us to chart where we are as individual states and as a nation and to map a course of action for future progress. The foundation of our success will depend on our continued commitment to the following core principles:

- ◆ High Standards
- ◆ Annual Assessments
- ◆ Accountability for Results
- ◆ Highly Qualified Teachers in Every Classroom (HQT)
- ◆ Information and Options for Parents
- ◆ All Children on Grade Level By 2014



HAWAII'S RECORD OF ACHIEVEMENT

Reading Achievement for 2006-2007

	Hawaii 4 th Graders			Hawaii 8 th Graders		
	State Data-% Proficient	NAEP Data-% Basic	NAEP Data-% Proficient	State Data-% Proficient	NAEP Data-% Basic	NAEP Data-% Proficient
All	54%	59%	26%	60%	62%	20%
White	69%	74%	40%	73%	73%	31%
Black	50%	59%	23%	64%	67%	21%
Hispanic	42%	52%	21%	60%	60%	21%
Low Income	42%	47%	16%	48%	53%	13%

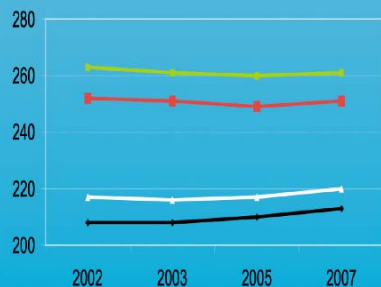
Math Achievement for 2006-2007

	Hawaii 4 th Graders			Hawaii 8 th Graders		
	State Data-% Proficient	NAEP Data-% Basic	NAEP Data-% Proficient	State Data-% Proficient	NAEP Data-% Basic	NAEP Data-% Proficient
All	48%	77%	33%	26%	59%	21%
White	60%	86%	46%	32%	72%	28%
Black	38%	75%	24%	18%	n.a.	n.a.
Hispanic	33%	67%	19%	18%	53%	15%
Low Income	36%	67%	20%	17%	48%	13%

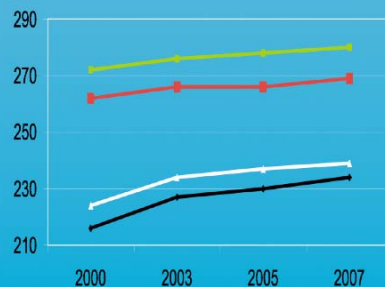
Source: Hawaii Testing Data and 2007 National Assessment of Educational Progress (NAEP) Data

ACHIEVEMENT TRENDS

Hawaii Reading Achievement



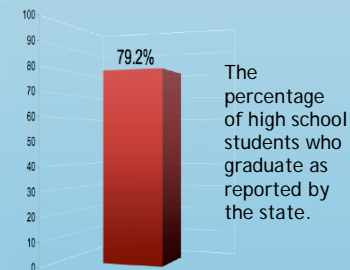
Hawaii Math Achievement



Source: National Assessment of Educational Progress (NAEP)

PREPARING HAWAII STUDENTS FOR SUCCESS

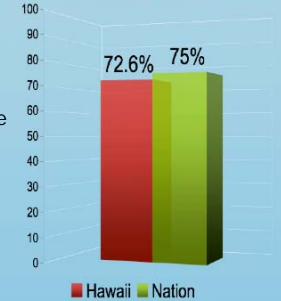
Hawaii's High School Graduation Rate 2006



Source: Consolidated State Performance Report, 2006-07

Averaged Freshman Graduation Rate 2004

The Averaged Freshman Graduation Rate (AFGR) is a reliable definition for comparing across the states the percentage of students who graduate on time.



Source: National Center for Education Statistics (NCES)

High School Students Taking Advanced Placement Exams

Source: College Board

	Hawaii	Nation
High School Students Taking Advanced Placement Exams	1,640 (15.9%)	666,067 (24.2%)

OPTIONS FOR PARENTS

	# of Eligible Hawaii Students	% of Eligible Hawaii Students Participating	% of Eligible Students Participating Nationally
Tutoring	37,083	4,822 (13.0%)	529,627 (14.5%)
Choice	89,478	559 (0.6%)	119,988 (2.2%)

Source: Consolidated State Performance Report, 2006-07

FLEXIBILITY OPTIONS FOR STATES-HAWAII

Teacher Incentive Fund	Not Participating
Limited English Proficient Partnership	Not Participating
Flexibility for Students with Disabilities	Participating
Tutoring Pilot	Not Participating
Growth Model	Not Participating
Districts in Need of Improvement Pilot	Not Participating