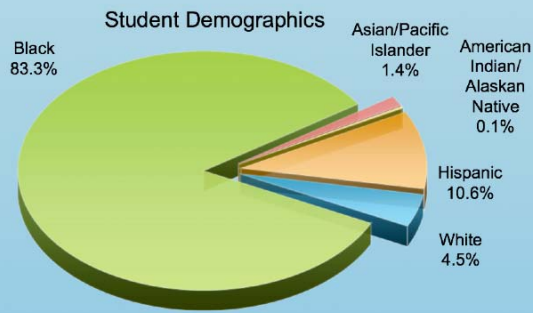


DISTRICT OF COLUMBIA AT A GLANCE



Source: National Center for Education Statistics (NCES), Common Core of Data, 2004-05 School Year

DISTRICT OF COLUMBIA STUDENTS

	D.C.	United States
Total Students	76,876	49,676,964
Low-Income Students	53.4%	40.9%
Limited English Proficient	6.5	8.5%
Students with Disabilities	17.4%	13.6%

Source: National Center For Education Statistics (NCES), Common Core of Data, 2005-06 School Year

DISTRICT OF COLUMBIA SCHOOLS

	D.C.	United States
Number of Schools	229	98,905
Schools Making Adequate Yearly Progress	30 (24.6%)	64,546 (70%)
Schools in Need of Improvement	142	10,676
Schools in Restructuring	31	2,302

Source: Consolidated State Performance Report, 2006-07 & NCES CCD, 2005-06

DISTRICT OF COLUMBIA FACTS AND FIGURES

Total NCLB Funding (2007): \$78,495,700; a 65% increase over 2001 levels

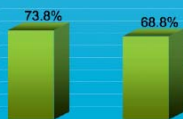
Public AYP Release Date: August 2007

Testing System Status:

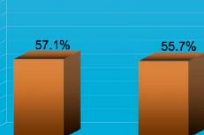
Approved Approval Expected Approval Pending

DISTRICT OF COLUMBIA TEACHERS

Elementary Classes Taught by Highly Qualified Teachers



Secondary Classes Taught by Highly Qualified Teachers



Source: Consolidated State Performance Reports, 2006-07

For more information visit www.ed.gov

MAPPING DISTRICT OF COLUMBIA'S EDUCATIONAL PROGRESS 2008



Every day, we learn what works so students can make greater progress. Six years after No Child Left Behind's passage – and mid-way to the nation's goal of having students on grade level or better in reading and math by 2014 – we have collected more data than ever before about the academic performance of our students and schools. This information enables all of us to chart where we are as individual states and as a nation and to map a course of action for future progress. The foundation of our success will depend on our continued commitment to the following core principles:

- ◆ High Standards
- ◆ Annual Assessments
- ◆ Accountability for Results
- ◆ Highly Qualified Teachers in Every Classroom (HQT)
- ◆ Information and Options for Parents
- ◆ All Children on Grade Level By 2014



DISTRICT OF COLUMBIA'S RECORD OF ACHIEVEMENT

Reading Achievement for 2006-2007

	District of Columbia 4 th Graders			District of Columbia 8 th Graders		
	State Data-% Proficient	NAEP Data-% Basic	NAEP Data-% Proficient	State Data-% Proficient	NAEP Data-% Basic	NAEP Data-% Proficient
All	12%	39%	14%	17%	48%	12%
White	35%	96%	74%	66%	n.a.	n.a.
Black	8%	33%	9%	13%	45%	9%
Hispanic	10%	55%	15%	14%	56%	19%
Low Income	7%	29%	6%	10%	41%	7%

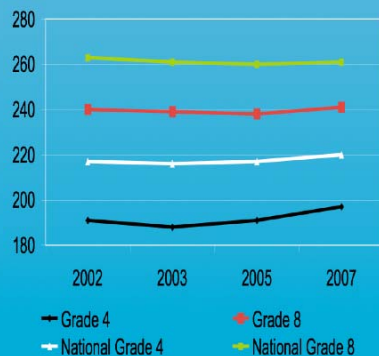
Math Achievement for 2006-2007

	District of Columbia 4 th Graders			District of Columbia 8 th Graders		
	State Data-% Proficient	NAEP Data-% Basic	NAEP Data-% Proficient	State Data-% Proficient	NAEP Data-% Basic	NAEP Data-% Proficient
All	16%	49%	14%	13%	34%	8%
White	44%	91%	73%	60%	n.a.	n.a.
Black	11%	45%	8%	9%	31%	6%
Hispanic	11%	57%	19%	10%	38%	9%
Low Income	10%	43%	7%	9%	28%	4%

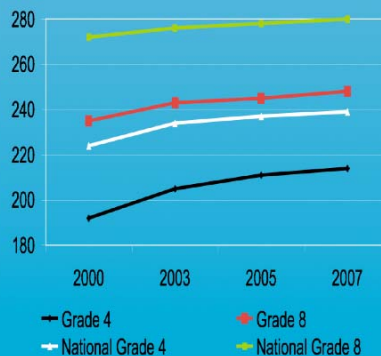
Source: District of Columbia Testing Data and 2007 National Assessment of Educational Progress (NAEP) Data

ACHIEVEMENT TRENDS

D.C. Reading Achievement



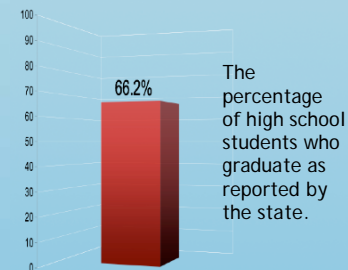
D.C. Math Achievement



Source: National Assessment of Educational Progress (NAEP)

PREPARING DISTRICT OF COLUMBIA STUDENTS FOR SUCCESS

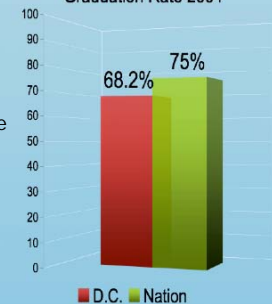
D.C.'s High School Graduation Rate 2006



Source: Consolidated State Performance Report, 2006-07

Averaged Freshman Graduation Rate 2004

The Averaged Freshman Graduation Rate (AFGR) is a reliable definition for comparing across the states the percentage of students who graduate on time.



Source: National Center for Education Statistics (NCES)

High School Students Taking Advanced Placement Exams
Source: College Board

	D.C.	Nation
High School Students Taking Advanced Placement Exams	815 (33.7%)	666,067 (24.2%)

OPTIONS FOR PARENTS

	# of Eligible D.C. Students	% of Eligible D.C. Students Participating	% of Eligible Students Participating Nationally
Tutoring	33,734	3,926 (11.6%)	529,627 (14.5%)
Choice	37,756	241 (0.6%)	119,988 (2.2%)

Source: Consolidated State Performance Report, 2006-07

FLEXIBILITY OPTIONS FOR STATES-D.C.

Teacher Incentive Fund	New Leaders, Inc.
Limited English Proficient Partnership	Not Participating
Flexibility for Students with Disabilities	Not Participating
Tutoring Pilot	Not Participating
Growth Model	Not Participating
Districts in Need of Improvement Pilot	Not Participating