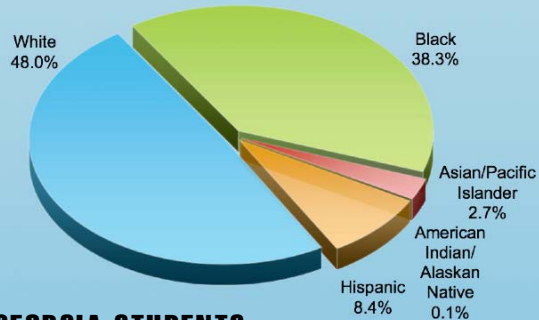


## GEORGIA AT A GLANCE

Student Demographics



Source: National Center for Education Statistics (NCES), Common Core of Data, 2004-05 School Year

### GEORGIA STUDENTS

	Georgia	United States
Total Students	1,598,461	49,676,964
Low-Income Students	49.8%	40.9%
Limited English Proficient	5.4%	8.5%
Students with Disabilities	12.4%	13.6%

Source: National Center For Education Statistics (NCES), Common Core of Data, 2005-06 School Year

### GEORGIA SCHOOLS

	Georgia	United States
Number of Schools	2,489	98,905
Schools Making Adequate Yearly Progress	1,726 (82.2%)	64,546 (70%)
Schools in Need of Improvement	186	10,676
Schools in Restructuring	65	2,302

Source: Consolidated State Performance Report, 2006-07 & NCES CCD, 2005-06

### GEORGIA FACTS AND FIGURES

Total NCLB Funding (2007): \$649,284,972; a 66% increase over 2001 levels

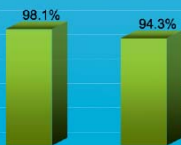
Public AYP Release Date: July 2007

Testing System Status:

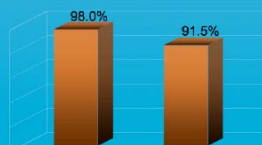
Approved     Approval Expected     Approval Pending

### GEORGIA TEACHERS

Elementary Classes Taught by Highly Qualified Teachers



Secondary Classes Taught by Highly Qualified Teachers



Source: Consolidated State Performance Reports, 2006-07

For more information visit [www.ed.gov](http://www.ed.gov)



# MAPPING GEORGIA'S EDUCATIONAL PROGRESS 2008

Every day, we learn what works so students can make greater progress. Six years after No Child Left Behind's passage – and midway to the nation's goal of having students on grade level or better in reading and math by 2014 – we have collected more data than ever before about the academic performance of our students and schools. This information enables all of us to chart where we are as individual states and as a nation and to map a course of action for future progress. The foundation of our success will depend on our continued commitment to the following core principles:

- ◆ High Standards
- ◆ Annual Assessments
- ◆ Accountability for Results
- ◆ Highly Qualified Teachers in Every Classroom (HQT)
- ◆ Information and Options for Parents
- ◆ All Children on Grade Level By 2014



## GEORGIA'S RECORD OF ACHIEVEMENT

Reading Achievement for 2006-2007

	Georgia 4 <sup>th</sup> Graders			Georgia 8 <sup>th</sup> Graders		
	State Data-% Proficient	NAEP Data-% Basic	NAEP Data-% Proficient	State Data-% Proficient	NAEP Data-% Basic	NAEP Data-% Proficient
All	85%	66%	28%	89%	70%	26%
White	92%	79%	40%	94%	84%	38%
Black	77%	48%	14%	84%	56%	13%
Hispanic	76%	58%	21%	81%	62%	17%
Low Income	77%	51%	15%	83%	57%	14%

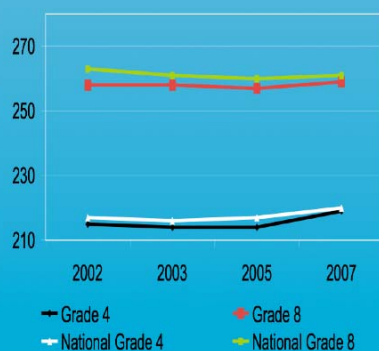
Math Achievement for 2006-2007

	Georgia 4 <sup>th</sup> Graders			Georgia 8 <sup>th</sup> Graders		
	State Data-% Proficient	NAEP Data-% Basic	NAEP Data-% Proficient	State Data-% Proficient	NAEP Data-% Basic	NAEP Data-% Proficient
All	79%	79%	32%	82%	64%	25%
White	87%	90%	46%	89%	80%	37%
Black	69%	64%	13%	74%	48%	11%
Hispanic	74%	75%	20%	76%	55%	16%
Low Income	70%	68%	16%	73%	49%	12%

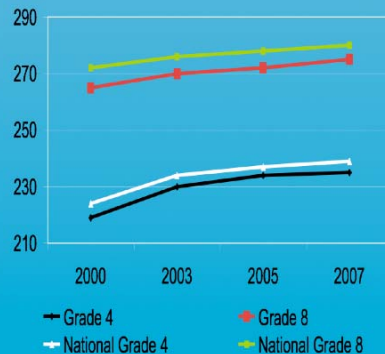
Source: Georgia Testing Data and 2007 National Assessment of Educational Progress (NAEP) Data

## ACHIEVEMENT TRENDS

Georgia Reading Achievement



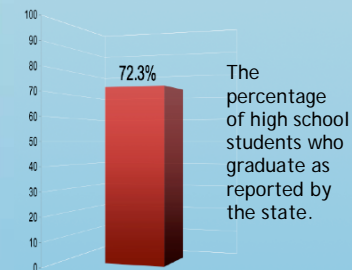
Georgia Math Achievement



Source: National Assessment of Educational Progress (NAEP)

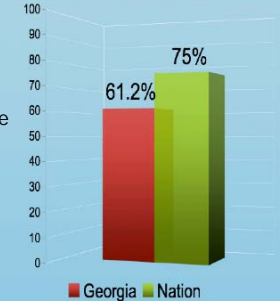
## PREPARING GEORGIA STUDENTS FOR SUCCESS

Georgia's High School Graduation Rate 2006



Averaged Freshman Graduation Rate 2004

The Averaged Freshman Graduation Rate (AFGR) is a reliable definition for comparing across the states the percentage of students who graduate on time.



Source: Consolidated State Performance Report, 2006-07

Source: National Center for Education Statistics (NCES)

High School Students Taking Advanced Placement Exams

Source: College Board

	Georgia	Nation
High School Students Taking Advanced Placement Exams	19,864 (27.2%)	666,067 (24.2%)

## OPTIONS FOR PARENTS

	# of Eligible Georgia Students	% of Eligible Georgia Students Participating	% of Eligible Students Participating Nationally
Tutoring	83,923	10,564 (12.6%)	529,627 (14.5%)
Choice	144,507	4,558 (3.2%)	119,988 (2.2%)

Source: Consolidated State Performance Report, 2006-07

## FLEXIBILITY OPTIONS FOR STATES-GEORGIA

Teacher Incentive Fund	Not Participating
Limited English Proficient Partnership	Not Participating
Flexibility for Students with Disabilities	Participating
Tutoring Pilot	Not Participating
Growth Model	Not Participating
Districts in Need of Improvement Pilot	Not Participating