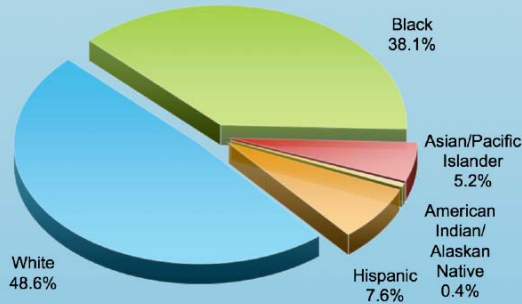


MARYLAND AT A GLANCE

Student Demographics



Source: National Center for Education Statistics (NCES), Common Core of Data, 2004-05 School Year

MARYLAND STUDENTS

	Maryland	United States
Total Students	860,020	49,676,964
Low-Income Students	31.6%	40.9%
Limited English Proficient	3.7%	8.5%
Students with Disabilities	12.8%	13.6%

Source: National Center For Education Statistics (NCES), Common Core of Data, 2005-06 School Year

MARYLAND SCHOOLS

	Maryland	United States
Number of Schools	1,430	98,905
Schools Making Adequate Yearly Progress	1,050 (77.2%)	64,546 (70%)
Schools in Need of Improvement	96	10,676
Schools in Restructuring	53	2,302

Source: Consolidated State Performance Report, 2006-07 & NCES CCD, 2005-06

MARYLAND FACTS AND FIGURES

Total NCLB Funding (2007): \$295,298,588; a 51% increase over 2001 levels

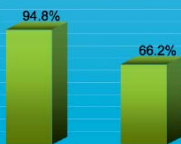
Public AYP Release Date: June 2007

Testing System Status:

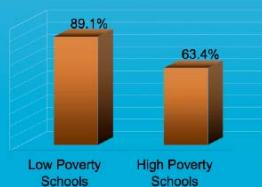
Approved Approval Expected Approval Pending

MARYLAND TEACHERS

Elementary Classes Taught by Highly Qualified Teachers



Secondary Classes Taught by Highly Qualified Teachers



Source: Consolidated State Performance Reports, 2006-07

MAPPING MARYLAND'S EDUCATIONAL PROGRESS 2008



Every day, we learn what works so students can make greater progress. Six years after No Child Left Behind's passage – and mid-way to the nation's goal of having students on grade level or better in reading and math by 2014 – we have collected more data than ever before about the academic performance of our students and schools. This information enables all of us to chart where we are as individual states and as a nation and to map a course of action for future progress. The foundation of our success will depend on our continued commitment to the following core principles:

- ◆ High Standards
- ◆ Annual Assessments
- ◆ Accountability for Results
- ◆ Highly Qualified Teachers in Every Classroom (HQT)
- ◆ Information and Options for Parents
- ◆ All Children on Grade Level By 2014



MARYLAND'S RECORD OF ACHIEVEMENT

Reading Achievement for 2006-2007

	Maryland 4 th Graders			Maryland 8 th Graders		
	State Data-% Proficient	NAEP Data-% Basic	NAEP Data-% Proficient	State Data-% Proficient	NAEP Data-% Basic	NAEP Data-% Proficient
All	86%	69%	36%	69%	76%	33%
White	93%	81%	49%	82%	86%	45%
Black	78%	50%	17%	53%	60%	14%
Hispanic	81%	57%	21%	56%	69%	24%
Low Income	76%	48%	16%	50%	61%	17%

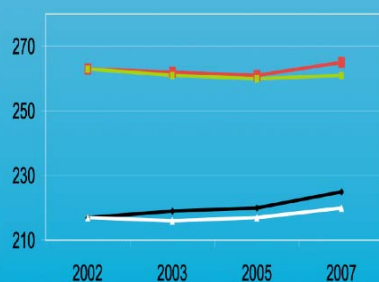
Math Achievement for 2006-2007

	Maryland 4 th Graders			Maryland 8 th Graders		
	State Data-% Proficient	NAEP Data-% Basic	NAEP Data-% Proficient	State Data-% Proficient	NAEP Data-% Basic	NAEP Data-% Proficient
All	86%	80%	40%	57%	74%	37%
White	93%	91%	55%	74%	88%	53%
Black	77%	63%	17%	36%	53%	13%
Hispanic	81%	76%	28%	44%	64%	21%
Low Income	76%	64%	19%	35%	57%	15%

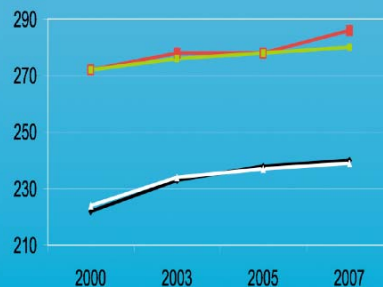
Source: Maryland Testing Data and 2007 National Assessment of Educational Progress (NAEP) Data

ACHIEVEMENT TRENDS

Maryland Reading Achievement



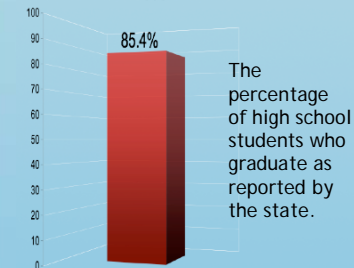
Maryland Math Achievement



Source: National Assessment of Educational Progress (NAEP)

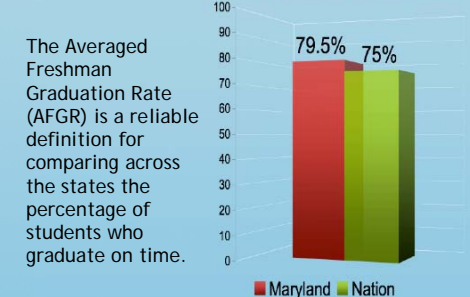
PREPARING MARYLAND STUDENTS FOR SUCCESS

Maryland's High School Graduation Rate 2006



Source: Consolidated State Performance Report, 2006-07

Averaged Freshman Graduation Rate 2004



Source: National Center for Education Statistics (NCES)

High School Students Taking Advanced Placement Exams
Source: College Board

	Maryland	Nation
High School Students Taking Advanced Placement Exams	18,704 (33.5%)	666,067 (24.2%)

OPTIONS FOR PARENTS

	# of Eligible Maryland Students	% of Eligible Maryland Students Participating	% of Eligible Students Participating Nationally
Tutoring	24,871	11,693 (47.0%)	529,627 (14.5%)
Choice	44,664	1,373 (3.1%)	119,988 (2.2%)

Source: Consolidated State Performance Report, 2006-07

FLEXIBILITY OPTIONS FOR STATES-MARYLAND

Teacher Incentive Fund	Board of Education of Prince George's County
Limited English Proficient Partnership	Participating
Flexibility for Students with Disabilities	Participating
Tutoring Pilot	Not Participating
Growth Model	Not Participating
Districts in Need of Improvement Pilot	Not Participating