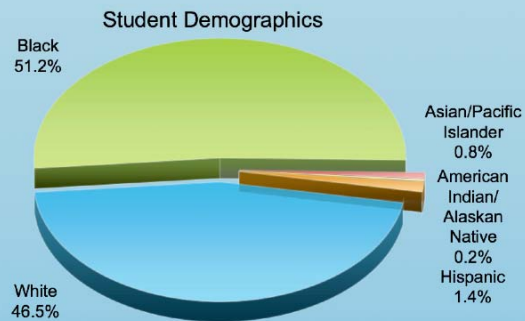


MISSISSIPPI AT A GLANCE



Source: National Center for Education Statistics (NCES), Common Core of Data, 2004-05 School Year

MISSISSIPPI STUDENTS

	Mississippi	United States
Total Students	494,954	49,676,964
Low-Income Students	69.5%	40.9%
Limited English Proficient	0.6%	8.5%
Students with Disabilities	13.7%	13.6%

Source: National Center For Education Statistics (NCES), Common Core of Data, 2005-06 School Year

MISSISSIPPI SCHOOLS

	Mississippi	United States
Number of Schools	1,051	98,905
Schools Making Adequate Yearly Progress	703 (79.3%)	64,546 (70%)
Schools in Need of Improvement	69	10,676
Schools in Restructuring	7	2,302

Source: Consolidated State Performance Report, 2006-07 & NCES CCD, 2005-06

MISSISSIPPI FACTS AND FIGURES

Total NCLB Funding (2007): \$279,509,139; a 49% increase over 2001 levels

Public AYP Release Date: August 2007

Testing System Status:

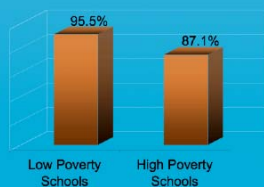
Approved Approval Expected Approval Pending

MISSISSIPPI TEACHERS

Elementary Classes Taught by Highly Qualified Teachers



Secondary Classes Taught by Highly Qualified Teachers



Source: Consolidated State Performance Reports, 2006-07

MAPPING MISSISSIPPI'S EDUCATIONAL PROGRESS 2008



Every day, we learn what works so students can make greater progress. Six years after No Child Left Behind's passage – and midway to the nation's goal of having students on grade level or better in reading and math by 2014 – we have collected more data than ever before about the academic performance of our students and schools. This information enables all of us to chart where we are as individual states and as a nation and to map a course of action for future progress. The foundation of our success will depend on our continued commitment to the following core principles:

- ◆ High Standards
- ◆ Annual Assessments
- ◆ Accountability for Results
- ◆ Highly Qualified Teachers in Every Classroom (HQT)
- ◆ Information and Options for Parents
- ◆ All Children on Grade Level By 2014



MISSISSIPPI'S RECORD OF ACHIEVEMENT

Reading Achievement for 2006-2007

	Mississippi 4 th Graders			Mississippi 8 th Graders		
	State Data-% Proficient	NAEP Data-% Basic	NAEP Data-% Proficient	State Data-% Proficient	NAEP Data-% Basic	NAEP Data-% Proficient
All	90%	51%	19%	52%	60%	17%
White	95%	70%	31%	68%	78%	29%
Black	86%	34%	8%	37%	46%	7%
Hispanic	87%	n.a.	n.a.	45%	n.a.	n.a.
Low Income	87%	42%	12%	39%	51%	10%

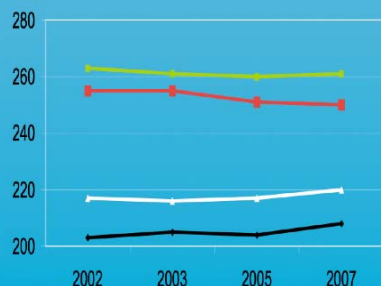
Math Achievement for 2006-2007

	Mississippi 4 th Graders			Mississippi 8 th Graders		
	State Data-% Proficient	NAEP Data-% Basic	NAEP Data-% Proficient	State Data-% Proficient	NAEP Data-% Basic	NAEP Data-% Proficient
All	81%	70%	21%	54%	54%	14%
White	90%	87%	34%	69%	74%	24%
Black	73%	55%	9%	40%	35%	4%
Hispanic	83%	n.a.	n.a.	55%	n.a.	n.a.
Low Income	75%	62%	13%	43%	43%	7%

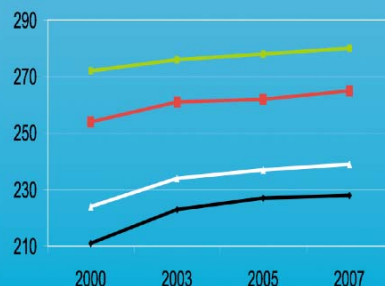
Source: Mississippi Testing Data and 2007 National Assessment of Educational Progress (NAEP) Data

ACHIEVEMENT TRENDS

Mississippi Reading Achievement



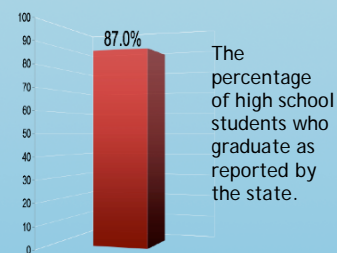
Mississippi Math Achievement



Source: National Assessment of Educational Progress (NAEP)

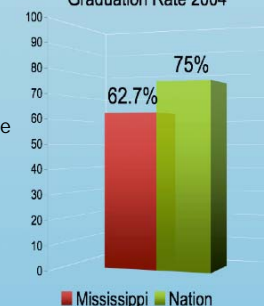
PREPARING MISSISSIPPI STUDENTS FOR SUCCESS

Mississippi's High School Graduation Rate 2006



Source: Consolidated State Performance Report, 2006-07

Averaged Freshman Graduation Rate 2004



The Averaged Freshman Graduation Rate (AFGR) is a reliable definition for comparing across the states the percentage of students who graduate on time.

Source: National Center for Education Statistics (NCES)

High School Students Taking Advanced Placement Exams
Source: College Board

	Mississippi	Nation
High School Students Taking Advanced Placement Exams	2,374 (10.6%)	666,067 (24.2%)

OPTIONS FOR PARENTS

	# of Eligible Miss. Students	% of Eligible Miss. Students Participating	% of Eligible Students Participating Nationally
Tutoring	13,647	2,290 (16.8%)	529,627 (14.5%)
Choice	31,785	71 (0.2%)	119,988 (2.2%)

Source: Consolidated State Performance Report, 2006-07

FLEXIBILITY OPTIONS FOR STATES—MISSISSIPPI

Teacher Incentive Fund	Not Participating
Limited English Proficient Partnership	Not Participating
Flexibility for Students with Disabilities	Not Participating
Tutoring Pilot	Not Participating
Growth Model	Not Participating
Districts in Need of Improvement Pilot	Not Participating