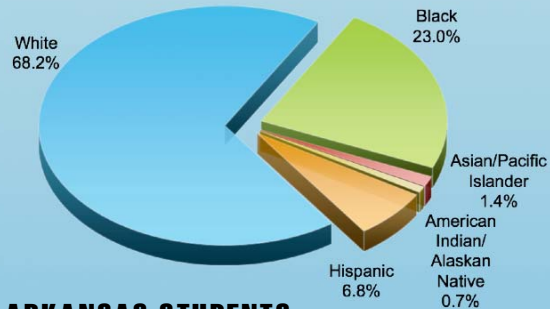


## ARKANSAS AT A GLANCE

### Student Demographics



Source: National Center for Education Statistics (NCES), Common Core of Data, 2004-05 School Year

### ARKANSAS STUDENTS

	Arkansas	United States
Total Students	474,206	49,676,964
Low-Income Students	52.9%	40.9%
Limited English Proficient	4.4%	8.5%
Students with Disabilities	12.3%	13.6%

Source: National Center For Education Statistics (NCES), Common Core of Data, 2005-06 School Year

### ARKANSAS SCHOOLS

	Arkansas	United States
Number of Schools	1,138	98,905
Schools Making Adequate Yearly Progress	633 (61.7%)	64,546 (70%)
Schools in Need of Improvement	239	10,676
Schools in Restructuring	53	2,302

Source: Consolidated State Performance Report, 2006-07 & NCES CCD, 2005-06

### ARKANSAS FACTS AND FIGURES

Total NCLB Funding (2007): \$199,781,969; a 56% increase over 2001 levels

Public AYP Release Date: August 2007

Testing System Status:

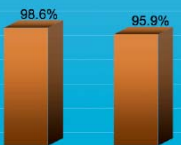
Approved     Approval Expected     Approval Pending

### ARKANSAS TEACHERS

#### Elementary Classes Taught by Highly Qualified Teachers



#### Secondary Classes Taught by Highly Qualified Teachers



Source: Consolidated State Performance Reports, 2006-07

# MAPPING ARKANSAS' EDUCATIONAL PROGRESS 2008



Every day, we learn what works so students can make greater progress. Six years after No Child Left Behind's passage – and midway to the nation's goal of having students on grade level or better in reading and math by 2014 – we have collected more data than ever before about the academic performance of our students and schools. This information enables all of us to chart where we are as individual states and as a nation and to map a course of action for future progress. The foundation of our success will depend on our continued commitment to the following core principles:

- ◆ High Standards
- ◆ Annual Assessments
- ◆ Accountability for Results
- ◆ Highly Qualified Teachers in Every Classroom (HQT)
- ◆ Information and Options for Parents
- ◆ All Children on Grade Level By 2014



## ARKANSAS' RECORD OF ACHIEVEMENT

Reading Achievement for 2006-2007

	Arkansas 4 <sup>th</sup> Graders			Arkansas 8 <sup>th</sup> Graders		
	State Data-% Proficient	NAEP Data-% Basic	NAEP Data-% Proficient	State Data-% Proficient	NAEP Data-% Basic	NAEP Data-% Proficient
All	58%	64%	29%	63%	70%	25%
White	67%	74%	36%	71%	79%	32%
Black	37%	35%	9%	44%	43%	8%
Hispanic	44%	48%	16%	49%	60%	15%
Low Income	47%	50%	17%	52%	58%	15%

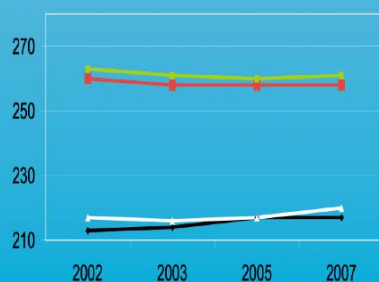
Math Achievement for 2006-2007

	Arkansas 4 <sup>th</sup> Graders			Arkansas 8 <sup>th</sup> Graders		
	State Data-% Proficient	NAEP Data-% Basic	NAEP Data-% Proficient	State Data-% Proficient	NAEP Data-% Basic	NAEP Data-% Proficient
All	65%	81%	37%	48%	65%	24%
White	74%	89%	46%	57%	74%	31%
Black	42%	56%	12%	22%	42%	9%
Hispanic	54%	77%	22%	38%	46%	8%
Low Income	55%	73%	24%	34%	54%	14%

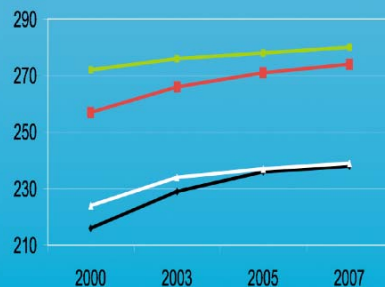
Source: Arkansas Testing Data and 2007 National Assessment of Educational Progress (NAEP) Data

## ACHIEVEMENT TRENDS

Arkansas Reading Achievement



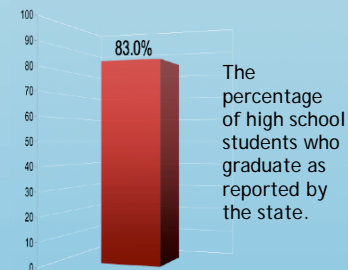
Arkansas Math Achievement



Source: State Test Data, Consolidated State Performance Report: 2006-07

## PREPARING ARKANSAS STUDENTS FOR SUCCESS

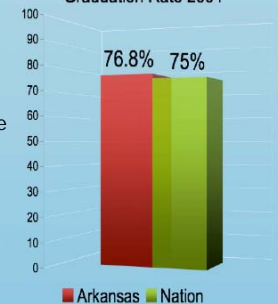
Arkansas' High School Graduation Rate 2006



Source: Consolidated State Performance Report, 2006-07

Averaged Freshman Graduation Rate 2004

The Averaged Freshman Graduation Rate (AFGR) is a reliable definition for comparing across the states the percentage of students who graduate on time.



Source: National Center for Education Statistics (NCES)

High School Students Taking Advanced Placement Exams  
Source: College Board

	Arkansas	Nation
High School Students Taking Advanced Placement Exams	8,161 (30.6%)	666,067 (24.2%)

## OPTIONS FOR PARENTS

	# of Eligible Arkansas Students	% of Eligible Arkansas Students Participating	% of Eligible Students Participating Nationally
Tutoring	Not Available	Not Available	529,627 (14.5%)
Choice	105,807	399 (0.4%)	119,988 (2.2%)

Source: Consolidated State Performance Report, 2006-07

## FLEXIBILITY OPTIONS FOR STATES-ARKANSAS

Teacher Incentive Fund	Not Participating
Limited English Proficient Partnership	Participating
Flexibility for Students with Disabilities	Not Participating
Tutoring Pilot	Not Participating
Growth Model	Participating
Districts in Need of Improvement Pilot	Not Participating