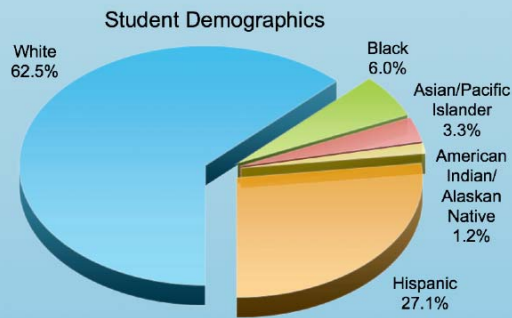


## COLORADO AT A GLANCE



Source: National Center for Education Statistics (NCES), Common Core of Data, 2004-05 School Year

### COLORADO STUDENTS

	Colorado	United States
Total Students	779,826	49,676,964
Low-Income Students	33.1%	40.9%
Limited English Proficient	12.8%	8.5%
Students with Disabilities	10.1%	13.6%

Source: National Center For Education Statistics (NCES), Common Core of Data, 2005-06 School Year

### COLORADO SCHOOLS

	Colorado	United States
Number of Schools	1,707	98,905
Schools Making Adequate Yearly Progress	1,220 (72.8%)	64,546 (70%)
Schools in Need of Improvement	122	10,676
Schools in Restructuring	40	2,302

Source: Consolidated State Performance Report, 2006-07 & NCES CCD, 2005-06

### COLORADO FACTS AND FIGURES

Total NCLB Funding (2007): \$234,985,187; a 67% increase over 2001 levels

Public AYP Release Date: August 2007

Testing System Status:

Approved     Approval Expected     Approval Pending

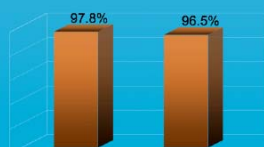
### COLORADO TEACHERS

Elementary Classes Taught by Highly Qualified Teachers



Low Poverty Schools    High Poverty Schools

Secondary Classes Taught by Highly Qualified Teachers



Low Poverty Schools    High Poverty Schools

Source: Consolidated State Performance Reports, 2006-07

# MAPPING COLORADO'S EDUCATIONAL PROGRESS 2008



Every day, we learn what works so students can make greater progress. Six years after No Child Left Behind's passage – and midway to the nation's goal of having students on grade level or better in reading and math by 2014 – we have collected more data than ever before about the academic performance of our students and schools. This information enables all of us to chart where we are as individual states and as a nation and to map a course of action for future progress. The foundation of our success will depend on our continued commitment to the following core principles:

- ◆ High Standards
- ◆ Annual Assessments
- ◆ Accountability for Results
- ◆ Highly Qualified Teachers in Every Classroom (HQT)
- ◆ Information and Options for Parents
- ◆ All Children on Grade Level By 2014



## COLORADO'S RECORD OF ACHIEVEMENT

Reading Achievement for 2006-2007

	Colorado 4 <sup>th</sup> Graders			Colorado 8 <sup>th</sup> Graders		
	State Data-% Proficient	NAEP Data-% Basic	NAEP Data-% Proficient	State Data-% Proficient	NAEP Data-% Basic	NAEP Data-% Proficient
All	86%	70%	36%	87%	79%	35%
White	93%	81%	47%	93%	87%	43%
Black	76%	56%	18%	77%	65%	18%
Hispanic	73%	48%	15%	74%	62%	17%
Low Income	75%	51%	17%	75%	64%	18%

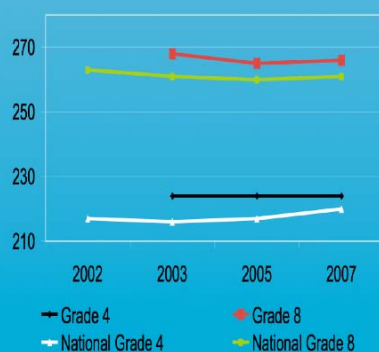
Math Achievement for 2006-2007

	Colorado 4 <sup>th</sup> Graders			Colorado 8 <sup>th</sup> Graders		
	State Data-% Proficient	NAEP Data-% Basic	NAEP Data-% Proficient	State Data-% Proficient	NAEP Data-% Basic	NAEP Data-% Proficient
All	91%	82%	41%	76%	75%	37%
White	95%	91%	54%	85%	85%	48%
Black	81%	65%	20%	56%	60%	21%
Hispanic	83%	66%	19%	59%	53%	13%
Low Income	84%	67%	21%	59%	58%	17%

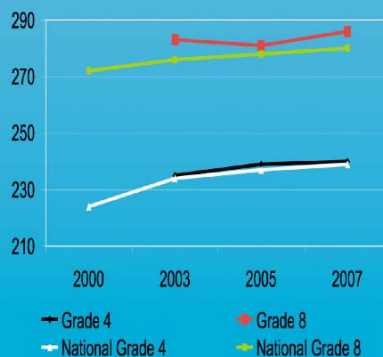
Source: Colorado Testing Data and 2007 National Assessment of Educational Progress (NAEP) Data

## ACHIEVEMENT TRENDS

Colorado Reading Achievement



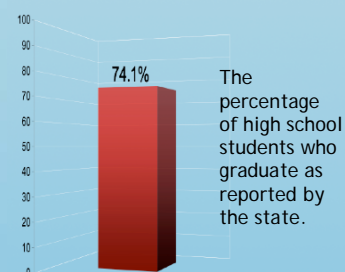
Colorado Math Achievement



Source: National Assessment of Educational Progress (NAEP)

## PREPARING COLORADO STUDENTS FOR SUCCESS

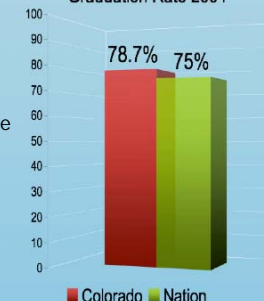
Colorado's High School Graduation Rate 2006



Source: Consolidated State Performance Report, 2006-07

Averaged Freshman Graduation Rate 2004

The Averaged Freshman Graduation Rate (AFGR) is a reliable definition for comparing across the states the percentage of students who graduate on time.



Source: National Center for Education Statistics (NCES)

High School Students Taking Advanced Placement Exams  
Source: College Board

	Colorado	Nation
	12,629 (28.9%)	666,067 (24.2%)

## OPTIONS FOR PARENTS

	# of Eligible Colorado Students	% of Eligible Colorado Students Participating	% of Eligible Students Participating Nationally
Tutoring	30,997	4,400 (14.2%)	529,627 (14.5%)
Choice	55,087	1,180 (2.1%)	119,988 (2.2%)

Source: Consolidated State Performance Report, 2006-07

## FLEXIBILITY OPTIONS FOR STATES-COLORADO

Teacher Incentive Fund	School District No 1 for the City and County of Denver, Eagle County School District, Weld County School District, Harrison School District Two
Limited English Proficient Partnership	Participating
Flexibility for Students with Disabilities	Participating
Tutoring Pilot	Not Participating
Growth Model	Not Participating
Districts in Need of Improvement Pilot	Not Participating