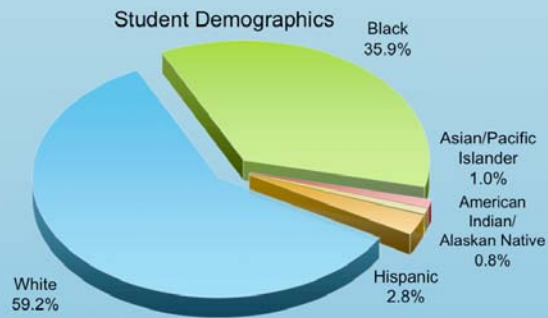


## ALABAMA AT A GLANCE



Source: National Center for Education Statistics (NCES), Common Core of Data, 2004-05 School Year

### ALABAMA STUDENTS

	Alabama	United States
Total Students	741,758	49,676,964
Low-Income Students	51.7%	40.9%
Limited English Proficient	2.2%	8.5%
Students with Disabilities	16.8%	13.6%

Source: National Center For Education Statistics (NCES), Common Core of Data, 2005-06 School Year

### ALABAMA SCHOOLS

	Alabama	United States
Number of Schools	1,596	98,905
Schools Making Adequate Yearly Progress	1137 (83.7%)	64,546 (70%)
Schools in Need of Improvement	63	10,676
Schools in Restructuring	4	2,302

Source: Consolidated State Performance Report, 2006-07 & NCES CCD, 2005-06

### ALABAMA FACTS AND FIGURES

Total NCLB Funding (2007): \$313,138,149; a 52% increase over 2001 levels

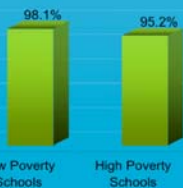
Public AYP Release Date: August 2007

Testing System Status:

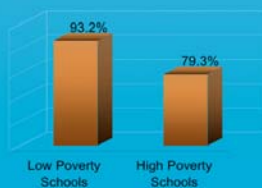
Approved     Approval Expected     Approval Pending

### ALABAMA TEACHERS

Elementary Classes Taught by Highly Qualified Teachers



Secondary Classes Taught by Highly Qualified Teachers



Source: Consolidated State Performance Reports, 2006-07

# MAPPING ALABAMA'S EDUCATIONAL PROGRESS 2008



Every day, we learn what works so students can make greater progress. Six years after No Child Left Behind's passage – and midway to the nation's goal of having students on grade level or better in reading and math by 2014 – we have collected more data than ever before about the academic performance of our students and schools. This information enables all of us to chart where we are as individual states and as a nation and to map a course of action for future progress. The foundation of our success will depend on our continued commitment to the following core principles:

- ◆ High Standards
- ◆ Annual Assessments
- ◆ Accountability for Results
- ◆ Highly Qualified Teachers in Every Classroom (HQT)
- ◆ Information and Options for Parents
- ◆ All Children on Grade Level By 2014



## ALABAMA'S RECORD OF ACHIEVEMENT

Reading Achievement for 2006-2007

	Alabama 4 <sup>th</sup> Graders			Alabama 8 <sup>th</sup> Graders		
	State Data-% Proficient	NAEP Data-% Basic	NAEP Data-% Proficient	State Data-% Proficient	NAEP Data-% Basic	NAEP Data-% Proficient
All	85%	62%	29%	72%	62%	21%
White	90%	73%	39%	80%	73%	29%
Black	76%	43%	13%	59%	43%	9%
Hispanic	73%	45%	17%	57%	61%	20%
Low Income	78%	47%	15%	61%	50%	11%

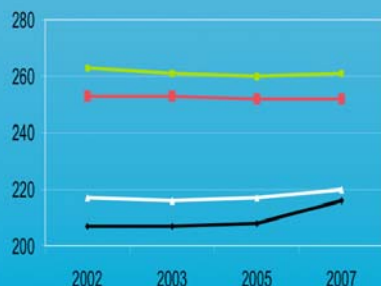
Math Achievement for 2006-2007

	Alabama 4 <sup>th</sup> Graders			Alabama 8 <sup>th</sup> Graders		
	State Data-% Proficient	NAEP Data-% Basic	NAEP Data-% Proficient	State Data-% Proficient	NAEP Data-% Basic	NAEP Data-% Proficient
All	78%	70%	26%	66%	55%	18%
White	85%	83%	36%	75%	70%	27%
Black	67%	50%	10%	52%	31%	4%
Hispanic	69%	55%	17%	58%	37%	3%
Low Income	70%	57%	13%	54%	37%	6%

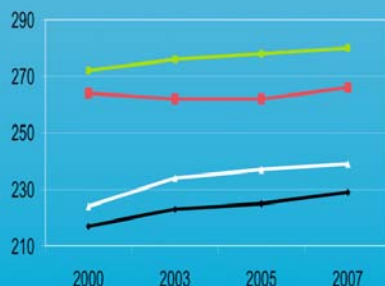
Source: Alabama Testing Data and 2007 National Assessment of Educational Progress (NAEP) Data

## ACHIEVEMENT TRENDS

Alabama Reading Achievement



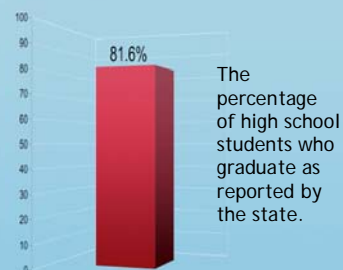
Alabama Math Achievement



Source: National Assessment of Educational Progress (NAEP)

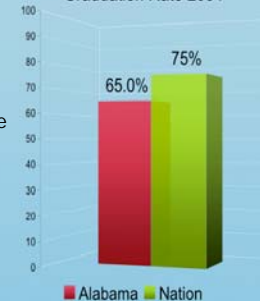
## PREPARING ALABAMA STUDENTS FOR SUCCESS

Alabama's High School Graduation Rate 2006



Source: Consolidated State Performance Report, 2006-07

Averaged Freshman Graduation Rate 2004



Source: National Center for Education Statistics (NCES)

High School Students Taking Advanced Placement Exams  
Source: College Board

	Alabama	Nation
High School Students Taking Advanced Placement Exams	3,778 (10.2%)	666,067 (24.2%)

## OPTIONS FOR PARENTS

	# of Eligible Alabama Students	% of Eligible Alabama Students Participating	% of Eligible Students Participating Nationally
Tutoring	55,166	7,481 (13.6%)	529,627 (14.5%)
Choice	158,002	1,383 (0.9%)	119,988 (2.2%)

Source: Consolidated State Performance Report, 2006-07

## FLEXIBILITY OPTIONS FOR STATES-ALABAMA

Teacher Incentive Fund	Not Participating
Limited English Proficient Partnership	Not Participating
Flexibility for Students with Disabilities	Participating
Tutoring Pilot	Not Participating
Growth Model	Not Participating
Districts in Need of Improvement Pilot	Not Participating