

# Counselors and Mentors Handbook on Federal Student Aid



**A Guide for Those Advising Students About  
Financial Aid for Postsecondary Education**

*2008–09*



**START HERE**  
**GO FURTHER**  
FEDERAL STUDENT AID™

### Important Web Sites

#### For You

- *FSA for Counselors*—resources to help you help your students [www.fsa4counselors.ed.gov](http://www.fsa4counselors.ed.gov)
  - ▶ Online training and information about live training
  - ▶ Financial aid PowerPoint presentation and script
- Federal Student Aid Publications Ordering System [www.FSAPubs.org](http://www.FSAPubs.org)

#### For Your Students

- *Student Aid on the Web*—planning for college, paying for college, and repaying student loans [www.FederalStudentAid.ed.gov](http://www.FederalStudentAid.ed.gov)
- *Funding Education Beyond High School: The Guide to Federal Student Aid* [www.FederalStudentAid.ed.gov/guide](http://www.FederalStudentAid.ed.gov/guide)
- *Looking for Student Aid* [www.FederalStudentAid.ed.gov/LSA](http://www.FederalStudentAid.ed.gov/LSA)
- Fact sheets on various topics [www.FederalStudentAid.ed.gov/pubs](http://www.FederalStudentAid.ed.gov/pubs)
- *FAFSA on the Web* and Federal School Codes [www.fafsa.ed.gov](http://www.fafsa.ed.gov)
- PIN information and registration [www.pin.ed.gov](http://www.pin.ed.gov)
- FAFSA4caster—early estimate of aid eligibility [www.FederalStudentAid.ed.gov](http://www.FederalStudentAid.ed.gov)

### Important Telephone Numbers

#### For You and Your Students

##### *Federal Student Aid Information Center (FSAIC)*

- Toll-free number for questions about federal student aid **1-800-4-FED-AID (1-800-433-3243)**
- TTY (for the hearing impaired) **1-800-730-8913**
- Toll number **319-337-5665**

##### *Inspector General Hotline*

- Reporting student aid fraud (including identity theft), waste, or abuse of U.S. Department of Education funds **1-800-MIS-USED (1-800-647-8733)**
- e-mail: [oig.hotline@ed.gov](mailto:oig.hotline@ed.gov)
- Web site: [www.ed.gov/misused](http://www.ed.gov/misused)

#### **DID YOU KNOW ...**

*The Federal Student Aid Information Center (FSAIC) isn't just for students. Counselors may call 1-800-4-FED-AID to get a variety of questions answered. Check out Appendix B for more information about how the FSAIC can help you.*

### Important Note:

The information in this book was compiled in the summer of 2007. For any changes to the federal student aid programs since then, consult the “Announcements” section at [www.fsa4counselors.ed.gov](http://www.fsa4counselors.ed.gov).

Want more copies of this book for your colleagues? Call 1-800-394-7084 or visit [www.FSAPubs.org](http://www.FSAPubs.org).

Cover photo: U.S. Department of Education



2008–09

2008–09

Counselors and Mentors  
**HANDBOOK**  
On Federal Student Aid

*A Guide for Those Advising Students About  
Financial Aid for Postsecondary Education*



START HERE  
GO FURTHER  
FEDERAL STUDENT AID

## U.S. Department of Education

Margaret Spellings

Secretary

## Federal Student Aid

Lawrence Warder

Acting Chief Operating Officer

## Student Aid Awareness and Applicant Services

Jennifer Douglas

General Manager

September 2007

This guide is in the public domain. Authorization to reproduce it in whole or in part is granted. While permission to reprint this publication is not necessary, the citation should be: U.S. Department of Education, Federal Student Aid, Student Aid Awareness and Applicant Services, *Counselors and Mentors Handbook on Federal Student Aid*, Washington, D.C., 2007.

### To order copies of this publication, write to:

ED Pubs, Education Publications Center

U.S. Department of Education

P. O. Box 1398

Jessup, MD 20794-1398

### or fax your request to:

(301) 470-1244

### or e-mail your request to:

[orders@FSAPubs.org](mailto:orders@FSAPubs.org)

### or call in your request toll free:

1-800-394-7084 or 1-877-433-7827 (1-877-4-ED-PUBS). If 877 service is not yet available in your area, call 1-800-872-5327 (1-800-USA-LEARN). Those who use a telecommunications device for the deaf (TDD) or a teletypewriter (TTY) should call 1-800-437-0833.

### or order online at:

[www.FSAPubs.org](http://www.FSAPubs.org)

### This guide is also available online at:

[www.fsa4counselors.ed.gov](http://www.fsa4counselors.ed.gov)

This guide contains Web site addresses for information created and maintained by outside organizations. This information is provided for the reader's convenience. The U.S. Department of Education is not responsible for controlling or guaranteeing the accuracy, relevance, timeliness, or completeness of this outside information. Further, the inclusion of information or Web site addresses does not reflect the importance of the organization, nor is it intended to endorse any views expressed or products or services offered.

# CONTENTS

**Introduction** ..... 1

**What’s New in This Year’s Handbook?** ..... 1

## PART 1:

### The Federal Student Aid Programs ..... 3

**What Is Student Aid?** ..... 3

**The Major Federal Student Aid Programs** ..... 3

Federal Grants: Pell Grant, Academic Competitiveness Grant (ACG) and National Science and Mathematics Access to Retain Talent Grant (National SMART Grant) ..... 4

Campus-Based Programs: Federal Supplemental Educational Opportunity Grants, Work-Study and Perkins Loans ..... 4

Federal Student Loans: Stafford, PLUS and Consolidation ..... 4  
*PLUS Loans for Graduate or Professional Students* ..... 4

Loan Default ..... 5

**Other U.S. Department of Education (ED) Programs** ..... 5

Leveraging Educational Assistance Partnership (LEAP) Program ..... 5

Robert C. Byrd Honors Scholarship Program ..... 5

Vocational Rehabilitation Programs ..... 5

**Other Federal Programs** ..... 5

Federal Income Tax Credits ..... 5

National and Community Service ..... 5

Health Professions ..... 6

Veterans Benefits ..... 6

*Montgomery GI Bill—Active Duty* ..... 6

*Montgomery GI Bill—Selected Reserve* ..... 6

*Dependents’ Educational Assistance Program (DEA)* ..... 6

*Veterans Educational Assistance Program (VEAP)* ..... 6

*Reserve Educational Assistance Program (REAP)* ..... 6

Other Assistance From the Military ..... 6

*ROTC Scholarships* ..... 6

*Assistance in Return for Active Duty* ..... 6

**Nonfederal Sources: State, School and Private** ..... 7

State Aid ..... 7

*Prepaid Tuition and College Savings Plans* ..... 7

School Aid ..... 7

Private Scholarships ..... 7

*Private Aid Consultants* ..... 7

*Avoiding Scholarship Scams* ..... 7

**Who Can Get Federal Student Aid?** ..... 8

**General Eligibility Requirements** ..... 8

Selective Service Registration ..... 8

Drug-Related Convictions ..... 8

**Specific Eligibility Requirements: Academic Competitiveness Grant and National SMART Grant** ..... 8

ACG Requirements ..... 8

National SMART Grant Requirements ..... 8

**How Is Financial Need Determined?** ..... 9

Need Analysis ..... 9

Calculating the EFC ..... 9

Cost of Attendance ..... 9

**The Financial Aid Package** ..... 9

How Much Federal Pell Grant Funding Can a Student Get? ..... 9

How Much Academic Competitiveness Grant (ACG) Funding Can a Student Get? ..... 10

How Much National SMART Grant Funding Can a Student Get? ..... 10

How Much Campus-Based Aid and Subsidized Loan Money Can a Student Get? ..... 10

How Much Can a Student Get in Unsubsidized Stafford Loans? ..... 10

## PART 2:

### Application Process for Financial Aid ..... 11

**Early Eligibility Indicator: FAFSA4caster** ..... 11

What Is the Purpose of FAFSA4caster? ..... 11

Who Should Use FAFSA4caster? ..... 11

How Do You Use FAFSA4caster? ..... 11

What Information Does FAFSA4caster Provide? ..... 11

What Happens After Using FAFSA4caster? ..... 12

**Before Applying** ..... 12

Helping Students Learn About the FAFSA ..... 12

FAFSA Demonstration Site ..... 12

*FAFSA on the Web* Screen Shots ..... 12

Financial Aid PowerPoint Presentation ..... 12

Financial Aid Videos ..... 12

**Getting a Federal Student Aid PIN** ..... 12

What’s a PIN For? ..... 12

Why Would a Parent Need a PIN? ..... 13

How and When Should You Get a PIN? ..... 13

What if the Student Forgets the PIN?	13
What About PIN Security?	13
<b>Gathering Documents for the FAFSA</b>	13
<i>FAFSA on the Web Worksheet</i>	13
<b>When to Apply</b>	14
<b>How to Apply</b>	14
<b>Electronic Application Methods</b>	14
<i>FAFSA on the Web</i>	14
<i>Filling Out a Simplified FAFSA</i>	14
<i>Saving the FAFSA With a Password</i>	15
<i>Signing the Application With a PIN or Signature Page</i>	15
<i>Submitting the FAFSA and Getting an Estimated EFC</i>	15
Applying Through the School	15
<b>Paper Application Method</b>	15
<b>How the FAFSA Is Processed</b>	16
<b>Data Matches</b>	16
Social Security Administration (SSA) Matches	16
Department of Homeland Security (Formerly Immigration and Naturalization Service) Match	16
National Student Loan Data System (NSLDS) Match	17
Other Matches	17
<b>What to Expect After Applying</b>	17
Checking the Status of a FAFSA	17
Where the Processor Sends the FAFSA Information	17
What the Student Receives After Applying	17
Reviewing the SAR and <i>SAR Acknowledgement</i>	18
SAR	18
<i>The SAR and Academic Competitiveness Grant (ACG) Eligibility</i>	18
<i>Data Release Number (DRN)</i>	18
<i>Viewing SAR Information Online</i>	18
<i>SAR Acknowledgement</i>	18
Verification	18
Making Changes	19
Corrections and Updating	19
What Information Can Be Changed	19
How to Make Changes	19
Dependency Status and Overrides	19
Adding a School	20
<b>2008–09 Deadlines</b>	21

<b>PART 3:</b>	
<b>Completing the <i>Free Application for Federal Student Aid</i></b>	23

<b>Pointers for Completing the FAFSA</b>	23
Section 1: Student Information	24
Section 2: Student Dependency Status	25
Section 3: Parental Information	26
Section 4: Student Finances	27
Section 5: Schools to Receive Information	27

<b>APPENDIX A</b>	
<b>Draft FAFSA Form</b>	29

<b>APPENDIX B</b>	
<b>Sources of Additional Information</b>	39

<b>Telephone Help: The Federal Student Aid Information Center</b>	39
---	----

<b>Useful Web Sites</b>	39
-------------------------	----

<b>Sites for Students</b>	39
<i>Student Aid on the Web</i>	39
<i>Other Student Sites</i>	39

<b>Sites for Counselors and Mentors</b>	40
---	----

<b>Sites for Parents</b>	41
--------------------------	----

<b>Free Informational Materials</b>	41
-------------------------------------	----

Automatic Shipments of Publications	41
-------------------------------------	----

Ordering Publications and Videos	41
----------------------------------	----

Publications and Videos for Counselors	41
--	----

Publications for Students	41
---------------------------	----

<b>APPENDIX C</b>	
<b>Directory of State Agencies</b>	43

<b>APPENDIX D</b>	
<b>Glossary</b>	47

## APPENDIX E

### Handouts ..... 51

Federal Student Aid at a Glance  
How Do I Apply for Federal Student Aid?  
Federal Student Aid Web Sites  
Myths About Financial Aid  
Why Go to College?  
College Preparation Checklist  
Choosing a Career  
Choose a School Carefully  
Need Training for a Job?  
What Is a Federal Student Aid PIN and Why Do I Need One?  
What Information Do I Need When I Fill Out the FAFSA?  
What's So Great About Doing the FAFSA Online?  
Am I Dependent or Independent?  
Who Is My "Parent" When I Fill Out the FAFSA?  
How Your Financial Aid Administrator Can Help You  
Don't Get Scammed on Your Way to College!  
Be an Informed Consumer ...  
Why Get a Federal Student Loan?  
Got a Federal Student Loan? Be a Responsible Borrower!  
Student Aid and Identity Theft  
Military Scholarships

## APPENDIX F

### Draft 2008–09 FAFSA on the Web Worksheet ..... 77

### ABBREVIATIONS ..... *Inside Back Cover*



## Federal Student Aid, an office of the U.S. Department of Education, plays a central and essential role in America’s postsecondary education community.



---

*Federal Student Aid ensures that all eligible individuals benefit from federal financial assistance—grants, loans and work-study programs—for education beyond high school. By championing the promise of postsecondary education, we uphold its value as a force for greater inclusion in American society and for the continued vitality of America as a nation.*





# Introduction

*The 2008–09 Counselors and Mentors Handbook on Federal Student Aid provides useful information to help high school counselors, TRIO and GEAR UP staff, and other mentors advise students about financial aid for postsecondary education. This book focuses on the federal student aid programs administered by the U.S. Department of Education.*

## What's New in This Year's Handbook?

We have updated the handbook in the following ways:

- We included information about the new FAFSA4caster, a tool to provide an early estimate of aid eligibility (see pages 11–12).
- We added a description of a Spanish-language video you can use to introduce students and parents to the federal aid programs and application process (see page 41 for ordering information).
- We updated information about the Federal Student Aid PIN to reflect the improved PIN application process (see page 13).
- We described several user-friendly changes to *FAFSA on the Web* (see Part 2), including the increase in school code fields from six to 10 (see page 20).
- We pointed out that an applicant who submits a Spanish FAFSA will receive a response in Spanish (see page 17).

## Help Us Improve the Handbook

We welcome any comments or suggestions on ways to make this handbook more useful in future editions. Please send your comments to

**U.S. Department of Education  
Awareness and Outreach Division**  
3rd Floor  
830 First St., N.E.  
Washington, DC 20202

If you prefer, you may e-mail comments to [ask.aidawareness@ed.gov](mailto:ask.aidawareness@ed.gov).

## Need More Copies?

To order additional free copies of this publication for your staff, call **1-800-394-7084** or visit the Federal Student Aid Publications Ordering System (FSAPubs) at [www.FSAPubs.org](http://www.FSAPubs.org).





# 1

## PART 1: The Federal Student Aid Programs

Many students are unaware that they might be eligible for financial aid to attend college or trade school. High school, TRIO and GEAR UP counselors are an important source of information about financial aid from private, school, state and federal student aid programs.

For information about resources you can use to help students learn about federal and other student aid, see Appendix B. For a variety of fact sheets you can copy and distribute to students, see Appendix E.

### What Is Student Aid?

Student aid is money provided by the federal government or another entity, such as a school or a state government, to help students pay for college or trade school. The U.S. Department of Education's federal student aid programs deliver billions of dollars to students each year, as the following College Board pie chart for 2005–06 shows, representing a substantial federal commitment to provide financial assistance for postsecondary students. In Fiscal Year 2006 (Oct. 1, 2005, through Sept. 30, 2006), the federal student aid programs

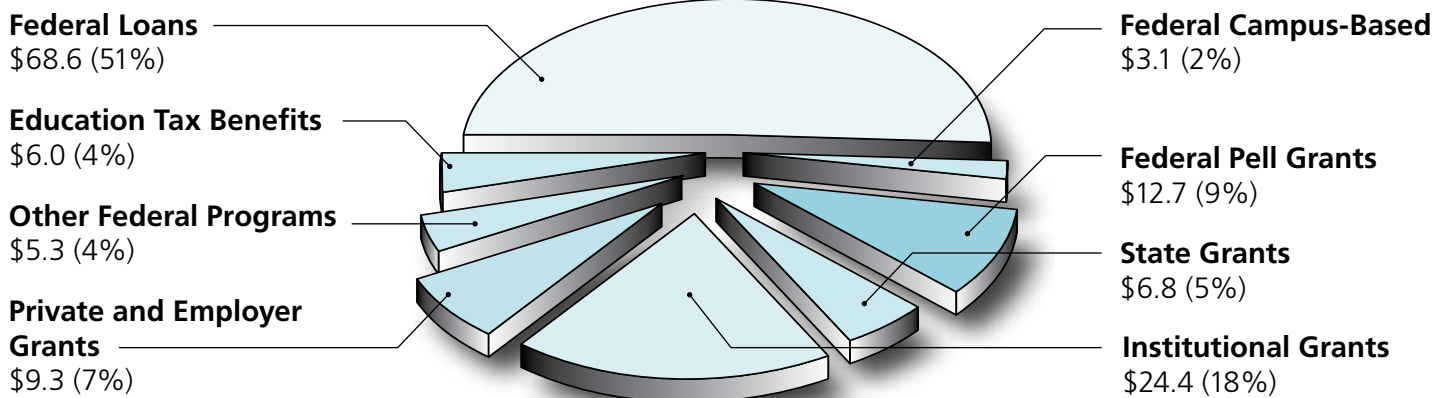
provided approximately \$77 billion in aid to more than 10 million people. (This number doesn't match the total in the pie chart because the pie chart includes nonfederal aid and refers to a different time period.)

### The Major Federal Student Aid Programs

In this section, we will provide a brief introduction to the federal student aid programs. For more detailed information, you and your students may visit [www.FederalStudentAid.ed.gov](http://www.FederalStudentAid.ed.gov) or read *Funding Education Beyond High School: The Guide to Federal Student Aid*. (Ordering information is in Appendix B.)

### Estimated Student Aid, by Source, for Academic Year 2005–06

(Current Dollars in Billions)



**Total Aid Awarded: \$134.8**

(Components may not add up to 100% due to rounding.)

Source: The College Board, Trends in Student Aid, 2006  
Note: The College Board did not include private student loans in the pie chart because they provide no subsidy to the student. The report noted that private loans were equal to approximately 25% of the total volume of federal loans.

The U.S. Department of Education (ED) offers three major types of aid. Grants are gift aid and do not have to be repaid unless an overpayment has resulted due to the student withdrawing from school before the planned end of the period of enrollment for which the grant was awarded. It is the school's responsibility to inform the student whether any funds must be returned to ED. Loans must be repaid with interest. Federal Work-Study provides income (which does not have to be repaid) from a part-time job.

### **Federal Grants: Pell Grant, Academic Competitiveness Grant (ACG) and National Science and Mathematics Access to Retain Talent Grant (National SMART Grant)**

Federal Pell Grants, ACGs and National SMART Grants are awarded according to rules set by Congress. If a student is eligible on the basis of these rules (see pages 8–9), an eligible school will pay the student his or her grant.

### **Campus-Based Programs: Federal Supplemental Educational Opportunity Grants, Work-Study and Perkins Loans**

Campus-based programs are administered by the financial aid office at eligible schools that choose to participate. ED provides funding for the campus-based programs at participating schools based upon the amount the school has applied to receive, the amount available nationally, and the amount the school utilized in the previous year. The school then awards these funds to students according to federal guidelines. Because funds are limited, the earlier an eligible student applies, the more likely he or she is to receive available campus-based aid. The campus-based programs are

- Federal Supplemental Educational Opportunity Grant (FSEOG) Program
- Federal Work-Study (FWS) Program
- Federal Perkins Loan Program

### **Federal Student Loans: Stafford, PLUS and Consolidation**

The William D. Ford Federal Direct Loan (Direct Loan) Program enables eligible students and parents to borrow from ED instead of from a bank or other lending institution. This allows borrowers to work with a single entity, ED, through its Direct Loan Servicing Center when repaying loans or dealing with loan-related issues. There are four types of Direct Loans:

- Federal Direct Stafford Loans (for students—subsidized)
- Federal Direct Stafford Loans (for students—unsubsidized)
- Federal Direct PLUS Loans (for parents and graduate or professional students)
- Federal Direct Consolidation Loans (to combine federal education loan debts)

The funds lent under the Federal Family Education Loan (FFEL) Program are provided by banks and other lenders, guaranteed by state agencies, and reinsured by the federal government. There are four types of FFELs:

- Federal Stafford Loans (for students—subsidized)
- Federal Stafford Loans (for students—unsubsidized)
- Federal PLUS Loans (for parents and graduate or professional students)
- Federal Consolidation Loans (to combine federal education loan debts)

As noted above, the Direct Loan Program and the FFEL Program have subsidized and unsubsidized loans:

- Subsidized loans are awarded to students on the basis of financial need. The federal government pays the borrower's accrued interest during certain periods, such as when the student is in school, thereby "subsidizing" these loans.
- Unsubsidized loans are not need based; the borrower is responsible for accrued interest throughout the life of the loan.

Both subsidized and unsubsidized Stafford Loans are available to students. PLUS Loans are available to parents, graduate students and professional students and are always unsubsidized.

A student cannot receive the same type of loan (subsidized or unsubsidized) from both the FFEL Program and the Direct Loan Program at the same school for the same enrollment period. Similarly, a parent cannot receive a FFEL PLUS Loan and a Direct PLUS Loan at the same time for the same student. The school the student plans to attend will inform the student which program is available at that school.

### ***PLUS Loans for Graduate or Professional Students***

As of July 1, 2006, eligible graduate or professional students may receive Federal Direct PLUS Loans or Federal PLUS Loans. Like parent PLUS borrowers, graduate and professional student PLUS borrowers will undergo a credit check before borrowing and will enter repayment on the date of the final loan disbursement. For information about PLUS Loans for graduate and professional students, visit [www.FederalStudentAid.ed.gov/grad](http://www.FederalStudentAid.ed.gov/grad).

### **Remember:**

- *Grants (Federal Pell Grants, Academic Competitiveness Grants, National Science and Mathematics Access to Retain Talent [SMART] Grants, and Federal Supplemental Educational Opportunity Grants [FSEOG]) are free aid and do not have to be repaid except in special circumstances.*
- *Loans (Perkins, Direct and Federal Family Education Loans [FFEL]) must be repaid with interest.*
- *Federal Work-Study provides income (which does not have to be repaid) from a part-time job.*



## Loan Default

Even after signing a promissory note (i.e., a contract promising to repay a loan with interest), many students are only vaguely aware of their responsibility to repay the funds. Defaulting on a student loan (failing to repay the loan according to the terms of the promissory note) will affect a borrower's credit rating and could result in withholding of federal income tax refunds.

In Appendix E of this book, we have provided a one-page overview of a borrower's responsibilities. (See "Got a Federal Student Loan?") For an in-depth look at student loans, repayment options and the consequences of default, we recommend *Your Federal Student Loans* at [www.FederalStudentAid.ed.gov/repayingpub](http://www.FederalStudentAid.ed.gov/repayingpub). Ordering information for the paper copy is in Appendix B of this handbook.

## Other U.S. Department of Education (ED) Programs

### Leveraging Educational Assistance Partnership (LEAP) Program

The LEAP Program assists states in providing grants or work-study to eligible students. Many states have their own names for this program, and each state has its own award amounts and application procedures. Many of the eligibility criteria are established by the state agency administering the program, although LEAP recipients must also meet the same basic eligibility criteria that apply to other federal student aid recipients. Student and school inquiries about LEAP and other state financial assistance should be directed to the appropriate state agencies. State agencies are listed at [http://wdcrobcolp01.ed.gov/programs/erod/org\\_list.cfm?category\\_cd=sgt](http://wdcrobcolp01.ed.gov/programs/erod/org_list.cfm?category_cd=sgt). For more information about LEAP, visit [www.ed.gov/programs/leap](http://www.ed.gov/programs/leap) or consult the *Student Eligibility* volume of the *Federal Student Aid Handbook* in the "Publications" section of [www.ifap.ed.gov](http://www.ifap.ed.gov).

### Robert C. Byrd Honors Scholarship Program

Under the Robert C. Byrd Honors Scholarship Program (Byrd Program), ED makes grants to states to provide scholarships to exceptionally able postsecondary students. Applicants must follow the application procedures established by the sponsoring state education agency. Each state education agency establishes its own eligibility criteria. In all cases, applicants must be graduating from high school in the year they apply and must be residents of the awarding state. Scholarship recipients may be awarded the scholarship for each of their first four years of study at an institution of higher education. More information and state agency details can be found at [www.ed.gov/programs/idadesbyrd](http://www.ed.gov/programs/idadesbyrd).

## Vocational Rehabilitation Programs

ED's Rehabilitation Services Administration (RSA) provides grants to state vocational rehabilitation agencies to help individuals with disabilities train for employment, obtain employment and live more independently. State vocational rehabilitation agencies are listed in the state government section of the telephone book. There is also a list at [www.jan.wvu.edu/sbses/vocrehab.htm](http://www.jan.wvu.edu/sbses/vocrehab.htm). RSA also provides grants to postsecondary schools for scholarships to students interested in pursuing careers in rehabilitation. RSA's Web site is at [www.ed.gov/about/offices/list/osers/rsa](http://www.ed.gov/about/offices/list/osers/rsa).

## Other Federal Programs

This section lists several federal programs that provide financial assistance for postsecondary education. For links to a wide variety of government programs, visit [www.students.gov](http://www.students.gov).

### Federal Income Tax Credits

Two federal income tax credits are available for higher education expenses:

- The Hope Credit, a tax credit worth up to \$1,650 per student per year, can be claimed for qualified first-year and second-year students enrolled at least half-time.
- The Lifetime Learning Credit is a tax credit up to \$2,000 for virtually any postsecondary education and training, including undergraduate years, graduate and professional schools, and even less-than-half-time study.

The Hope and Lifetime Learning Credits may not be claimed at the same time for the same student.

For details about these income tax credits, as well as other education benefits, read *Publication 970, Tax Benefits for Education*, at [www.irs.gov/pub/irs-pdf/p970.pdf](http://www.irs.gov/pub/irs-pdf/p970.pdf).

### National and Community Service

AmeriCorps, a program of national and community service, provides funding for education in exchange for service. Participants can earn an education award of up to \$4,725. Individuals can use the funds either to pay current or future education expenses or to repay federal student loans. Participants must be at least 17 and be U.S. citizens, nationals or lawful permanent residents. For more information, students may call 1-800-942-2677, visit [www.americorps.org](http://www.americorps.org), or e-mail [questions@americorps.org](mailto:questions@americorps.org).

## Health Professions

The U.S. Department of Health and Human Services (HHS) administers a number of programs for students interested in health profession careers. For more information on financial aid programs administered by HHS, visit [www.hhs.gov/grants/index.shtml#education](http://www.hhs.gov/grants/index.shtml#education). For information about aid from HHS's Bureau of Health Professions, students may call 1-877-464-4772, e-mail [callcenter@hrsa.gov](mailto:callcenter@hrsa.gov) or visit [www.bhpr.hrsa.gov/dsa](http://www.bhpr.hrsa.gov/dsa).

## Veterans Benefits

Below are brief descriptions of the major benefits programs administered by the U.S. Department of Veterans Affairs (VA). For more information about VA education programs, call 1-888-GI-BILL-1 (1-888-442-4551) or visit [www.gibill.va.gov](http://www.gibill.va.gov).

### **Montgomery GI Bill—Active Duty**

The Montgomery GI Bill—Active Duty Educational Assistance Program provides up to 36 months of education benefits for a degree or a variety of other programs. Eligible veterans have as long as 10 years following release from active duty to use their benefits. Full program details are at [www.gibill.va.gov/pamphlets/ch30/ch30\\_pamphlet.pdf](http://www.gibill.va.gov/pamphlets/ch30/ch30_pamphlet.pdf).

### **Montgomery GI Bill—Selected Reserve**

The Montgomery GI Bill—Selected Reserve program provides education benefits for reservists of the armed forces as well as the Army National Guard and the Air National Guard. For information about benefits and eligibility, visit [www.gibill.va.gov/pamphlets/ch1606/ch1606\\_pamphlet.pdf](http://www.gibill.va.gov/pamphlets/ch1606/ch1606_pamphlet.pdf).

### **Dependents' Educational Assistance Program (DEA)**

Students may qualify for DEA benefits if they are spouses or children of

- veterans who died or are permanently and totally disabled as the result of a service-connected disability arising from active service in the armed forces;
- veterans who died from any cause while rated permanently and totally disabled from the service-connected disability;
- service persons missing in action or captured in the line of duty by a hostile force;
- service persons forcibly detained or interned in the line of duty by a foreign government or power; or
- service persons hospitalized or receiving outpatient treatment for a service-connected permanent and total disability and likely to be discharged for that disability.



The DEA program provides benefits for degrees or other VA-approved programs. Full details are at [www.gibill.va.gov/pamphlets/ch35/ch35\\_pamphlet\\_general.htm](http://www.gibill.va.gov/pamphlets/ch35/ch35_pamphlet_general.htm).

### **Veterans Educational Assistance Program (VEAP)**

VEAP benefits are available to certain veterans who entered active duty between Jan. 1, 1977, and June 30, 1985. For information about eligibility criteria, amounts of benefits, and application procedures, see [www.gibill.va.gov/pamphlets/ch32/ch32\\_pamphlet.pdf](http://www.gibill.va.gov/pamphlets/ch32/ch32_pamphlet.pdf).

### **Reserve Educational Assistance Program (REAP)**

REAP, also known as Chapter 1607, makes certain reservists activated for at least 90 days after Sept. 11, 2001, eligible either for education benefits or for increased benefits. To learn more, visit [www.gibill.va.gov/pamphlets/ch1607/reap\\_faq.htm](http://www.gibill.va.gov/pamphlets/ch1607/reap_faq.htm).

## Other Assistance From the Military

### **ROTC Scholarships**

Reserve officer training scholarships are available through the Army, Air Force and Navy. Military scholarship recipients will have a service obligation in either the reserves or active duty after graduating from college. A fact sheet in Appendix E of this book provides information for high school students about the Army Reserve Officer Training Corps (ROTC), Air Force Reserve Officer Training Corps (AFROTC), and the Naval Reserve Officers Training Corps (NROTC). Feel free to photocopy and distribute this information.

### **Assistance in Return for Active Duty**

Active duty military service also offers numerous programs to help students earn or pay for a college degree. For further information about these programs, students should contact a local U.S. armed forces recruiter.

Students who borrow federal student loans may be interested in repayment assistance from the U.S. Army's loan repayment program. Enlistment in either the Army or Army Reserve can lead to assistance; repayment amounts vary depending on several factors. For more information, students should contact a recruiting officer or visit [www.goarmy.com/benefits/education.jsp](http://www.goarmy.com/benefits/education.jsp).

### **DID YOU KNOW ...**

*Our office, Federal Student Aid, has created a Web site just for you. The site, called FSA for Counselors, provides federal student aid information especially for middle school, high school, TRIO, and GEAR UP counselors. The site offers access to U.S. Department of Education publications, information about training, important announcements, and aids for promoting federal student aid and college access. Visit the site at [www.fsa4counselors.ed.gov](http://www.fsa4counselors.ed.gov).*



## Nonfederal Sources: State, School and Private

### State Aid

Each state administers its own student aid programs, which might include scholarships, loans, fellowships for graduate school, or other types of aid. Students can contact their state education agency for more information; telephone numbers and Web addresses are listed in Appendix C of this handbook. Most agencies have Web sites describing their state aid. You can link to state agencies' sites from [http://wdcrobcolp01.ed.gov/programs/erod/org\\_list.cfm?category\\_cd=sgt](http://wdcrobcolp01.ed.gov/programs/erod/org_list.cfm?category_cd=sgt).

### Prepaid Tuition and College Savings Plans

Every state offers at least one of two types of tuition savings plans. The programs are known as Section 529 plans after the section of the *Internal Revenue Code* in which they are described.

The typical prepaid tuition program allows families to purchase future tuition by paying a predetermined monthly amount into the program. The savings cover full tuition at a public state school or a specified amount toward tuition at a private or out-of-state school.

A Section 529 college savings plan is essentially an investment account created to save for a specific child's college expenses.

For more information on Section 529 plans, visit the College Savings Plans Network site at [www.collegesavings.org](http://www.collegesavings.org).

### School Aid

Many postsecondary schools offer aid from their institutional funds. Most require that the student submit an application in addition to the *Free Application for Federal Student Aid* to be considered for institutional aid. The best source of information on aid available at a school is the school's financial aid office.

### Private Scholarships

A student also might qualify for a private grant or scholarship for academic achievement, religious affiliation, ethnic or racial heritage, community activities, athletic ability, or hobbies and special interests. The federal student aid Web site at [www.FederalStudentAid.ed.gov](http://www.FederalStudentAid.ed.gov) offers a free scholarship search based on these and other criteria.

### Private Aid Consultants

There are many privately operated scholarship search and financial aid advice services; these services tend to be relatively expensive, so a student or parent should consider the extent of the search being offered before committing to such a service. About 70 percent of all aid awarded comes from federal and state programs that students can easily find out about through *Funding Education Beyond High School: The Guide to Federal Student Aid*, other free publications, and Web sites.

Despite the numerous free sources of information about money

for college, some students and parents still prefer to hire a private advisor. A student considering using a for-fee service can find information about it by contacting several sources. Most of these sources will be able to tell the student whether complaints have been lodged against the service. However, keep in mind that a few complaints do not necessarily mean a company is not reliable or legitimate. Rather, the student should use careful judgment and weigh all available information about the number and nature of complaints before making a decision.

The student might obtain information from the following sources:

- Local Better Business Bureau offices are listed in the phone book; alternatively, students can search for offices at [www.bbb.com](http://www.bbb.com).
- The U.S. Postal Inspection Service Fraud Complaint Unit offers a toll-free number, 1-877-876-2455. Alternatively, the student may access an online complaint form at [www.usps.com/postalinspectors](http://www.usps.com/postalinspectors).
- State attorneys general are listed in the State Government section of the phone book. A full list of attorneys general is at [www.naag.org/ag/full\\_ag\\_table.php](http://www.naag.org/ag/full_ag_table.php).

### Avoiding Scholarship Scams

Each year, ED and the Federal Trade Commission (FTC) receive numerous complaints from students and parents who did not receive the information they expected from a financial aid advice service. In fact, the problem became so widespread that, in 2000, Congress passed the *College Scholarship Fraud Prevention Act*. For links to the text of the act, the FTC's and ED's annual reports to Congress on scholarship scams, and other related information, visit the counselors' page of *Looking for Student Aid* at [www.FederalStudentAid.ed.gov/LSA](http://www.FederalStudentAid.ed.gov/LSA).

You can help raise awareness of financial aid scams and the availability of free advice by

- mentioning the issue at financial aid information sessions,
- telling students and parents about the *Looking for Student Aid* Web site,
- distributing the *Save Your Money, Save Your Identity* brochure (see below), and
- distributing the "Don't Get Scammed" fact sheet from Appendix E of this handbook.

Although ED does not evaluate private search services, the *Looking for Student Aid* Web page and *Save Your Money, Save Your Identity* brochure provide some helpful guidelines for students considering using a search service. *Looking for Student Aid* is at [www.FederalStudentAid.ed.gov/LSA](http://www.FederalStudentAid.ed.gov/LSA). Ordering information for the brochure is in Appendix B (page 41).



## Who Can Get Federal Student Aid?

### General Eligibility Requirements

Eligibility for most federal student aid programs is based on financial need rather than on academic achievement. To have his or her financial need determined, a student must complete and file a *Free Application for Federal Student Aid (FAFSA)*. Part 3 of this handbook discusses the correct completion of the FAFSA.

Additionally, to be eligible for federal student aid, a student must

- have a high school diploma or its equivalent, receive a passing score on an independently administered examination approved by ED, or have been homeschooled and either (1) have a secondary school completion credential for home schools as provided for under state law, or (2) if the state does not require the credential described above, have completed a secondary school education in a home school setting that qualifies as an exemption from the compulsory attendance requirements under state law;
- enroll as a regular student in an eligible degree or certificate program;
- be a U.S. citizen or eligible noncitizen;
- have a valid Social Security number (with the exception of students from the Republic of the Marshall Islands, Federated States of Micronesia, or the Republic of Palau);
- make satisfactory academic progress;
- sign certifying statements on the FAFSA such as agreeing to use federal student aid funds only for educational expenses;
- be enrolled at least half-time to be eligible for Direct Loan or FFEL Program funds; and
- be enrolled full-time to be eligible for an Academic Competitiveness Grant or a National Science and Mathematics Access to Retain Talent Grant.

#### NOTE:

*This is not a comprehensive list of eligibility requirements. For detailed information on eligibility, see the Student Eligibility volume of the Federal Student Aid Handbook in the “Publications” section of [www.ifap.ed.gov](http://www.ifap.ed.gov).*

### Selective Service Registration

Most male students must be registered with Selective Service to receive federal student aid. Students who must register for the Selective Service may use the FAFSA to do so. One of the questions on the FAFSA asks a male applicant if he wants the Selective Service to register him. Students can call the Selective Service toll-free at **1-888-655-1825** for general information about registering, or they can register online at [www.sss.gov](http://www.sss.gov).

### Drug-Related Convictions

A student convicted of the sale or possession of illegal drugs may have federal student aid eligibility suspended **if the offense occurred while the student was receiving federal student aid**. If a student has a conviction or convictions for these offenses, he or she should call the Federal Student Aid Information Center (FSAIC) to find out how the law applies to the student and to seek assistance in determining the period of ineligibility. (FSAIC contact information can be found on the inside front cover of this handbook.)

An affected student can regain eligibility early by successfully completing an approved drug rehabilitation program.

### Specific Eligibility Requirements: Academic Competitiveness Grant and National SMART Grant

Two new grants, the Academic Competitiveness Grant (ACG) and the National Science and Mathematics Access to Retain Talent Grant (National SMART Grant), have their own eligibility criteria. Most of these criteria are in addition to the general requirements listed above, although some supersede general requirements.

#### ACG Requirements

To receive an ACG, a student must

- receive a Federal Pell Grant during the same award year;
- be a U.S. citizen;
- be a first- or second-year full-time undergraduate student in a degree program at a two-year or four-year institution;
- have completed a rigorous secondary school program of study; and
- if a first-year student
  - ▶ have completed secondary school after Jan. 1, 2006, and
  - ▶ not, while in high school, have been enrolled in a postsecondary program with the intent to earn a degree or certificate
- if a second-year student
  - ▶ have completed secondary school after Jan. 1, 2005, and
  - ▶ have at least a 3.0 grade point average as of the end of his or her first academic year of undergraduate study.

For detailed information about the ACG, including a list of acceptable “rigorous” programs of study and the definition of an academic year, visit the “Grants” section at [www.fsa4counselors.ed.gov](http://www.fsa4counselors.ed.gov).

#### National SMART Grant Requirements

To receive a National SMART Grant, a student must

- receive a Federal Pell Grant during the same award year;
- be a U.S. citizen;
- be a full-time student in the third or fourth academic year of an undergraduate degree program;





- be pursuing a major in physical, life, or computer sciences, mathematics, technology, engineering or a critical foreign language as described in the “Grants” section at [www.fsa4counselors.ed.gov](http://www.fsa4counselors.ed.gov); and
- have at least a 3.0 grade point average as of the beginning of each payment period (e.g., semester).

## How Is Financial Need Determined?

As we’ve said, a student must demonstrate financial need to be eligible for most federal student aid. At its simplest level, a student’s financial need is the difference between the student’s cost of attendance at the school and the amount the family is expected to contribute to the student’s education.

### Need Analysis

The process of analyzing a student’s financial need, known as need analysis, focuses on determining how much the family reasonably can be expected to contribute toward the student’s education. Determination of an applicant’s need is achieved by collecting information about the family’s income, assets and living expenses. For the federal student aid programs, the law specifies a need analysis formula that produces the Expected Family Contribution (EFC). The EFC and the school’s cost of attendance (see below) are used by the postsecondary school to establish the student’s need as well as to award grants, campus-based aid, and subsidized loans. (The school might ask the student to complete other paperwork to determine the student’s need for nonfederal aid.)

### Calculating the EFC

For an EFC calculation, a student must complete and file the FAFSA. The fastest and easiest way to do so is to apply online at [www.fafsa.ed.gov](http://www.fafsa.ed.gov). Unlike college admissions applications, the FAFSA is sent to a U.S. Department of Education (ED) processing center, rather than directly to a college. The student’s information is entered into ED’s computer system, which then calculates the student’s official EFC. The overall application process for financial aid is described in Part 2 of this handbook, while completing specific questions on the FAFSA is discussed in Part 3.

For a detailed breakdown of the EFC formula, go to [www.FederalStudentAid.ed.gov/pubs](http://www.FederalStudentAid.ed.gov/pubs). From there, you can download the EFC formula worksheets. Alternatively, call the Federal Student Aid Information Center (see inside front cover of this handbook) and request that a copy of the worksheets be mailed to you.

### Cost of Attendance

Once the school knows the student’s EFC, the next step is to subtract it from the student’s cost of attendance (COA) at that school. The result is the student’s financial need.

For the federal student aid programs, the financial aid administrator must use the definition of “cost of attendance” given in the law to determine what education-related expenses may be considered. The law specifies that the COA includes tuition and fees and an allowance for living expenses, such as room and board, books and supplies,

miscellaneous personal expenses (including a reasonable allowance for renting or purchasing a personal computer), and transportation costs. The law also provides limited allowances for loan fees, dependent-care costs, and expenses for disabled students.

### NOTE:

*Many high school students (and their parents) don’t immediately understand that the definition of “cost of attendance” includes more than just tuition. Funding Education Beyond High School: The Guide to Federal Student Aid explains the concept in the section titled “Important Terms.” You also can find a definition at [www.FederalStudentAid.ed.gov/funding](http://www.FederalStudentAid.ed.gov/funding) (click on “Student Aid Eligibility”).*

The financial aid administrator at a school usually develops an average COA for different categories of students. For instance, some programs of study might have lab fees or higher charges for books and supplies than other programs. Students living off campus might have slightly higher allowable costs for room and board and transportation expenses than students living on campus.

## The Financial Aid Package

Using all available federal and nonfederal aid, the financial aid administrator constructs a financial aid package that comes as close as possible to meeting the student’s demonstrated financial need; however, because funds for all programs are limited, the amount awarded can be less than the amount for which the student is eligible. The financial aid package often is presented to the student in an award letter, whether hard copy or electronic.

The student may accept or decline any of the financial aid offered. Students often have questions about the financial aid package; these questions are best handled by the financial aid office at the postsecondary school. While the U.S. Department of Education (ED) does not regulate how a postsecondary school packages aid, we do require that the institution inform all students about all federal, state, local, private and institutional student financial assistance available at that institution. In addition, ED requires that participating institutions describe the procedures and forms for application; the student eligibility requirements; the selection criteria; and the criteria for determining the amount of an aid award.

### How Much Federal Pell Grant Funding Can a Student Get?

For 2007–08, the maximum yearly Federal Pell Grant was \$4,310. At the time this book was published, the maximum grant for 2008–09 had not been determined. For more information, contact the Federal Student Aid Information Center (FSAIC) (contact information is on the inside front cover of this book).

To determine the amount of a student’s Federal Pell Grant, the financial aid administrator considers the cost of attendance, the Expected Family Contribution (EFC) and other factors.

The lower the EFC is (the less money the family is assumed able to pay for school), the higher the grant award is; a student with a zero EFC—no family contribution is expected—has the most need and may be eligible to receive the largest possible Federal Pell Grant award.

The maximum Pell-eligible EFC for 2007–08 was 4110. At the time this book was published, the maximum for 2008–09 had not been determined. For information, contact the FSAIC.

### NOTE:

*A student who is attending two different postsecondary schools during the same enrollment period must notify the financial aid administrators at both schools. The student may not receive Pell Grants at both schools during the same enrollment period.*

### How Much Academic Competitiveness Grant (ACG) Funding Can a Student Get?

During an eligible student's first academic year, he or she may receive up to \$750; the ACG award for the second academic year is up to \$1,300. The amount could be reduced if it causes the student's total financial aid award package to exceed his or her financial need.

### How Much National SMART Grant Funding Can a Student Get?

An eligible student may receive up to \$4,000 a year during his or her third and fourth academic years. As with the ACG, the National SMART Grant award could be reduced if the student's total financial aid package exceeds his or her financial need.

### How Much Campus-Based Aid and Subsidized Loan Money Can a Student Get?

The maximum annual awards for the campus-based aid programs and for subsidized Stafford Loans are as follows:

- Federal Supplemental Educational Opportunity Grant: \$4,000
- Federal Work-Study: no annual maximum
- Federal Perkins Loan: \$4,000 for undergraduates; \$6,000 for graduates
- Subsidized Stafford Loan: \$3,500 for first-year undergraduates; \$4,500 for second-year undergraduates; \$5,500 for remaining undergraduate years; \$8,500 for graduate students

When awarding campus-based aid or subsidized loans, the financial aid administrator must consider other aid available to the student in addition to the EFC.

For example, using 2007–08 figures, consider a full-time student with an EFC of 1000 who enrolled in a program that cost \$7,000:

- The student then needed \$6,000 in financial aid to go to school ( $7,000 - 1,000 = 6,000$ ).
- However, when the student received a \$3,360 2007–08 Federal Pell Grant and a \$1,000 outside scholarship, the student's need was reduced by \$4,360.
- Therefore, the aid administrator could award up to \$1,640 (the remaining need) in the form of campus-based aid and a subsidized Federal or Direct Stafford Loan ( $\$6,000 - \$4,360 = \$1,640$ ).

### How Much Can a Student Get in Unsubsidized Stafford Loans?

The yearly maximum for unsubsidized Stafford Loans varies from \$3,500 for a dependent first-year student to \$10,500 for an independent third- or fourth-year student and \$20,500 for a graduate student. (A discussion of what determines whether a student is dependent or independent is on pages 25–26.) Note that whatever the student receives in subsidized Stafford funds will be subtracted from the maximum amounts above, so that the student will not receive more than that maximum amount in subsidized and unsubsidized Stafford Loans combined.

Because unsubsidized Federal or Direct Stafford Loans or PLUS Loans are not need based, the aid administrator applies the following principles to determine eligibility for unsubsidized loans:

- The amount of the loan may not exceed the difference between the student's cost of attendance and all other aid the student is receiving, including aid from private and other nonfederal sources.
- The school must consider the student's eligibility for other aid before determining a loan amount. For instance, if a full-time independent student in his or her first year of study in 2007–08 had a cost of attendance of \$9,000 and was eligible for a maximum Federal Pell Grant of \$4,310 and a maximum subsidized Stafford Loan of \$3,500, the aid administrator could approve the student for an unsubsidized Stafford Loan of up to \$1,190 ( $\$9,000 - \$4,310 - \$3,500 = \$1,190$ ).

**A table showing the federal student aid programs and their award limits is in Appendix E of this handbook. (See "Federal Student Aid at a Glance.")**



# PART 2:

## Application Process for Financial Aid

*Federal law requires the U.S. Department of Education (ED) to ensure that students can apply for federal aid without paying a fee. To be considered for most of the federal student aid programs, a student must complete and submit the Free Application for Federal Student Aid (FAFSA). This application (available in English and Spanish) collects financial and other information used to calculate the Expected Family Contribution (EFC), which postsecondary schools use to determine the student's eligibility for aid. (See page 9 for a discussion of the EFC.)*

States and many schools also use FAFSA information in awarding funds from their own financial aid programs. To be considered for state or institutional aid, a student might be required to complete additional questions on a separate nonfederal form, and a fee might be charged for processing this additional information. Students should check with the schools to which they plan to apply and with their state agencies to find out whether aid applicants are required to submit additional data on nonfederal forms.

A student needs to complete the FAFSA only once each year. After the first year, certain data from the student's previous FAFSA are prepopulated in the subsequent year's FAFSA to expedite the application process.

### Early Eligibility Indicator: FAFSA4caster



#### What Is the Purpose of FAFSA4caster?

FAFSA4caster is a free online tool to provide students with early estimates of their eligibility for federal student aid. The tool, essentially a simpler form of the *Free Application for Federal Student Aid* (FAFSA), instantly calculates an estimated Expected Family Contribution (EFC), an estimated award amount for the Federal Pell Grant program, and sample award packages. Having such information helps families plan ahead for college. FAFSA4caster then prepopulates certain data on the student's official FAFSA, expediting the application process.

#### Who Should Use FAFSA4caster?

FAFSA4caster is for anyone who is not yet ready to file an official FAFSA, which the student must fill out to receive federal student aid. There is no minimum or maximum age for use of FAFSA4caster.

#### How Do You Use FAFSA4caster?

FAFSA4caster is accessible at [www.FederalStudentAid.ed.gov](http://www.FederalStudentAid.ed.gov). It is divided into three sections: "Getting Started" lets the student know what information to gather in preparation for completing the tool; "Using the FAFSA4caster" provides access to the tool itself; and "What's Next" helps the student transition from FAFSA4caster to the official FAFSA.

The student logs on to FAFSA4caster by providing basic identifiers such as name, Social Security number and date of birth and by creating a password. Then the student answers financial and other questions that are used in determining federal student aid eligibility.

Note that no signatures are required to submit FAFSA4caster because it is not the official federal student aid application.

#### What Information Does FAFSA4caster Provide?

When the student clicks on the "Submit My FAFSA4caster Now" button, the tool displays an estimated EFC and invites the student to see what college might cost for him or her based on average costs for categories of schools. For instance, the tool might show cost of attendance for a full-time student at a four-year public school. Then it shows the types of federal student aid that might help cover that cost, listing the student's estimated award amount for the Federal Pell Grant program and providing examples of award packages with in-state and out-of-state costs. Finally, FAFSA4caster shows any estimated financial need that remains after the estimated aid amounts and EFC are taken into account.

**NOTE:**

*It is crucial that students understand that the EFC and award amounts provided by FAFSA4caster are estimates. FAFSA4caster explains that the student also might receive aid from the state or other entities, and it encourages the student to research scholarships and other nonfederal aid.*

## What Happens After Using FAFSA4caster?

FAFSA4caster is not an aid application. The student still must fill out an official FAFSA for the year the student plans to go to college. Let's use an imaginary student called Junior as an example. Junior fills out FAFSA4caster in spring of 11th grade. Junior's name and date of birth are provided to the Social Security Administration; if they match the Social Security number he provided, then a personal identification number called a Federal Student Aid PIN is generated and held in a database for Junior.

In November of Junior's senior year, he receives his Federal Student Aid PIN (see below), either via e-mail if he provided a valid e-mail address on FAFSA4caster, or via postal mail if he did not. Then in January or February, Junior receives a notice reminding him to fill out the FAFSA. Junior accesses the FAFSA using his PIN to identify himself (and again at the end of the FAFSA, to sign electronically). Data from Junior's FAFSA4caster will automatically appear on the FAFSA, and he can update or correct items as necessary. Additional questions on the FAFSA help determine Junior's eligibility for aid from states and schools. Please remind students that income, household size, or other factors could affect the EFC between the time the student completes FAFSA4caster and the time he or she completes the FAFSA.

## Before Applying Helping Students Learn About the FAFSA FAFSA Demonstration Site

A demonstration site is available so you can increase your own understanding of *FAFSA on the Web* and show it to students and parents before they apply. At the site, you can complete a sample FAFSA, make corrections, check the status of the application, and sign it electronically. However, when you choose "submit," the information is not actually submitted. The site is purely a learning tool.

To access the demo site, go to <http://fafsademotest.ed.gov>. The user name is **eddemo**, and the password is **fafsatest**. The site displays both the English and Spanish versions of *FAFSA on the Web*. The 2008–09 demo site will be available by December 2007.

### FAFSA on the Web Screen Shots

If you're preparing a presentation about financial aid and want to show students what the online FAFSA looks like, you can download PowerPoint slides with images (or "screen shots") of *FAFSA on the Web* screens at our *FSA for Counselors* site at [www.fsa4counselors.ed.gov](http://www.fsa4counselors.ed.gov).


## Financial Aid PowerPoint Presentation

Also at the counselors site is a general presentation about federal student aid, along with a script and information about planning a financial aid workshop at your school. At [www.fsa4counselors.ed.gov](http://www.fsa4counselors.ed.gov), click on "Planning a Financial Aid Night" under "Getting the Word Out."

At your presentation, you might consider distributing the *FAFSA on the Web Worksheet* to help students prepare to fill out the online FAFSA. The worksheet is discussed on page 13, and you can find a draft of the worksheet in Appendix F.

## Financial Aid Videos

Another useful tool at [www.fsa4counselors.ed.gov](http://www.fsa4counselors.ed.gov) is the financial aid video called *Start Here, Go Further With Federal Student Aid: Money for Education Beyond High School*. The program is split into a section for students and parents and a section for counselors and mentors. The student and parent section explains the federal student aid programs and application process, while the counselor and mentor section provides tips on planning a financial aid night, using the counselor Web site, and ordering our publications.

We also have produced a video for Spanish-speaking students and parents. The program, called *Empiece aquí, y llegará lejos: Dinero para los estudios superiores (Start Here, Go Further: Money for Higher Education)*, follows a high school student, his mother and his cousin as they learn about federal student aid. 

Feel free to link to the programs from your Web site; or order DVDs or VHS tapes at [www.FSAPubs.org](http://www.FSAPubs.org). You are limited to one DVD or tape of each program, but you may make as many copies as you like.

## Getting a Federal Student Aid PIN

We recommend that students and parents save time by requesting personal identification numbers called Federal Student Aid PINs before the student applies for aid.

Share information about the PIN with your students by copying and distributing the fact sheet "What Is a Federal Student Aid PIN and Why Do I Need One?" found in Appendix E of this handbook.

### What's a PIN For?

The PIN can be used to sign the FAFSA electronically, drastically decreasing the processing time.

The PIN can be used in the following ways (among others):

- Applicant's electronic signature on the FAFSA and certain student loan contracts
- Parent's electronic signature on the FAFSA (if parent obtains his or her own PIN)
- Access to applicant's information on *FAFSA on the Web*, to view FAFSA processing results, to make corrections, or to file a FAFSA based on data the student filed previously
- Access to online information about federal student aid the student has received



## Why Would a Parent Need a PIN?

At least one parent of a dependent student must sign that student's application. (To determine a student's dependency status, see "Am I Dependent or Independent?" in Appendix E of this handbook.) The PIN is the most efficient way to sign the FAFSA. Because each person signing a FAFSA needs his or her own PIN, a dependent student's parent should get a PIN. The parent's PIN can be used to sign FAFSAs for all of that parent's children and/or for the parent's own FAFSA.

## How and When Should You Get a PIN?

A student who fills out FAFSA4caster receives a PIN automatically, as described above. If a student has not completed FAFSA4caster, the ideal time to get a PIN is November or December of the student's senior year in high school. The PIN must be requested online at [www.pin.ed.gov](http://www.pin.ed.gov). The PIN site can be viewed in Spanish by clicking on the "Español" button at the top right corner of the home page.

At the PIN site, the PIN applicant (the student or parent) provides his or her name, date of birth and Social Security number (SSN). The site gives the applicant the choice of creating his or her own PIN or having the site generate one. If the applicant chooses to have the site generate the PIN, he or she is then given the option of viewing the PIN immediately on the screen, having it immediately e-mailed, or having it sent through the postal system.



The PIN e-mail contains a link to a Web page that displays the PIN. The e-mail link will be active for 14 days. The applicant can link to this page only one time and therefore should make a note of the PIN for future reference. If the link to the online PIN is not accessed within 14 days, a paper PIN mailer will be sent to the student (or parent); the mailer should arrive within seven to 10 days.

### NOTE:

*To ensure that the student's (or parent's) Internet service provider does not treat the e-mail as spam, the student (or parent) should add [FederalStudentAidPIN@cpsemail.ed.gov](mailto:FederalStudentAidPIN@cpsemail.ed.gov) to his or her e-mail address book or "safe list."*

If the PIN applicant chooses to have a mailer sent through the postal system, he or she should expect to receive the mailer in seven to 10 days.

The PIN can be used immediately to sign a FAFSA. Then, within one to three days of the PIN being issued, the PIN applicant's name, date of birth, and SSN are verified with the Social Security Administration (SSA). If the SSA confirms the information, the PIN is then valid for all its uses. If there is a problem with the SSA match, the PIN applicant will be notified via e-mail or postal mail, depending on whether he or she provided a valid e-mail address on the PIN site.



## What if the Student Forgets the PIN?

If the student forgets the PIN, he or she can request a duplicate PIN at [www.pin.ed.gov](http://www.pin.ed.gov). Again, the student can choose to view the PIN immediately on the screen, have it e-mailed, or have it mailed. We recommend the student use the "Change My PIN" function at the PIN site to choose a PIN he or she will be able to remember.



## What About PIN Security?

The student should keep his or her PIN in a safe place and **never** share it with anyone, even if that person is helping the student fill out the FAFSA. Revealing the PIN could make the student susceptible to identity theft.

### NOTE:

*Students can learn to avoid identity theft by reading our brochure *Save your Money, Save Your Identity* (see page 7).*

## Gathering Documents for the FAFSA

To complete the FAFSA, students (and their parents, if applicable) need their Social Security numbers, driver's licenses (optional), federal income tax returns, Form(s) W-2, current bank statements, and records of any stocks, bonds and other investments and assets.

You can find a list of items needed to complete the FAFSA on page 1 of the *FAFSA on the Web Worksheet* (see below) and at [www.fafsa.ed.gov/before003.htm](http://www.fafsa.ed.gov/before003.htm).

### FAFSA on the Web Worksheet

A useful tool in preparing to complete the online application is the *FAFSA on the Web Worksheet* (available in English or Spanish). The worksheet, designed for applicants who prefer to fill something out in writing before applying online, lists the FAFSA questions and provides boxes for students' (and parents') answers. The order of questions on the worksheet follows that of *FAFSA on the Web*, which differs from the paper FAFSA. Therefore, to avoid confusion, we recommend that students not use paper FAFSAs to prepare for *FAFSA on the Web*.

A draft copy of the worksheet is in Appendix F of this handbook. Because this handbook was printed before the worksheet was finalized, you should use the worksheet in Appendix F only for general information.

You can view and download the final worksheet in PDF at [www.FederalStudentAid.ed.gov/worksheet](http://www.FederalStudentAid.ed.gov/worksheet) and photocopy it for distribution to students. Or, to save time and paper, you might wish to e-mail it to your students.

### NOTE:

*The worksheet is not an application and cannot be submitted to the Central Processing System. A student without access to the Internet should use an official paper FAFSA.*

### DID YOU KNOW ...

*At the back of this handbook, we've provided a series of handouts on perforated pages for you to copy and distribute. The handouts cover topics from reasons to go to college, to myths about student aid, to identity theft. Check out Appendix E for the full selection.*

## When to Apply

The FAFSA processing cycle lasts 18 months. For the 2008–09 award year, applications may be completed on or after Jan. 1, 2008. Processing begins Jan. 2, 2008. FAFSAs for that award year will be accepted until June 30, 2009. Note that most states have much earlier deadlines for students who want to be considered for state aid. You can check state deadlines at [www.fafsa.ed.gov](http://www.fafsa.ed.gov).

Additionally, some schools have limited institutional funds that are awarded on a “first-come, first-served” basis to eligible students. Students and parents should fill out their tax forms and the FAFSA as early as possible in 2008. **Those who are unable to complete tax forms early should estimate amounts as accurately as possible and fill out the FAFSA accordingly, correcting the information with actual amounts once the tax forms are complete.**

A student should not submit a paper 2008–09 FAFSA for processing before Jan. 1, 2008. Paper applications received before that date will be returned to the student unprocessed. Applications signed before Jan. 1 but received by the Central Processing System (CPS) after Jan. 1 will be processed, but the student will be sent a rejected *Student Aid Report* (SAR) with a request to sign the SAR after Jan. 1 and then return it to the CPS. (Electronic applications will not be available before Jan. 1, 2008, or after June 30, 2009.)

## How to Apply

### Electronic Application Methods

#### *FAFSA on the Web*

*FAFSA on the Web*—available in both English and Spanish—allows students to complete their FAFSAs faster and more easily than any other application method. This Internet application offers detailed online help for each question as well as live online one-on-one communication with a customer service representative. Due to the ease of applying this way, more than 90 percent of all FAFSA applicants complete the form on the Web—and the numbers are growing all the time.

The address for *FAFSA on the Web* is [www.fafsa.ed.gov](http://www.fafsa.ed.gov).

#### **NOTE:**

*There are Web sites at which students can get help filing the FAFSA for a fee. These sites are not affiliated with or endorsed by the U.S. Department of Education (ED). We urge you to advise your students not to pay these sites for assistance that is provided for free at ED's Web site.*

The applicant begins by clicking on “Fill Out a FAFSA” and then selecting the award year (e.g., 2008–09). If the student completed a FAFSA the previous year, or if he or she has a

FAFSA4caster on file, *FAFSA on the Web* will request the student's PIN and present an application with certain data filled in, based on the student's existing file. (Note that there is no longer a “Fill Out a Renewal FAFSA” link; applicants simply click on “Fill Out a FAFSA.”)



*FAFSA on the Web* contains informational text at the beginning of each section to assist the student in completing the form. “Skip logic” automatically omits questions that do not apply to the student, based on how the student answered previous questions. (For example, if an applicant indicates that she is female, she will not be asked whether she wants to register with Selective Service.) Built-in edits help students detect and correct any errors before submitting the data to the Central Processing System (CPS). This feature significantly reduces the number of applications rejected by the CPS.

#### **Filling Out a Simplified FAFSA**

Certain questions on *FAFSA on the Web* determine whether the student is eligible for the automatic assignment of an Expected Family Contribution (EFC) of zero; those questions will be asked near the beginning of the application. Based on their answers to those questions, applicants might be able to skip certain questions about income and assets.

Additionally, the “simplified needs test” (see page 26) allows some students to have assets excluded from consideration in calculating

### Advantages of *FAFSA on the Web*

*FAFSA on the Web* is the quickest and easiest method of applying, offering the following advantages:


- Detailed online help screens assist the student.
- Real-time online communication with a customer service representative provides immediate answers.
- Built-in edits detect errors and reduce the number of rejected applications.
- Applicants have instant access to an estimated Expected Family Contribution.
- Information is sent directly to Federal Student Aid's Central Processing System.
- Applicants can verify that information was transmitted successfully.
- When an application is signed electronically with a PIN and a valid e-mail address is provided, results arrive within three to five days, compared to two to three weeks with a paper FAFSA.
- Applicants can answer questions to determine Academic Competitiveness Grant eligibility. The paper FAFSA does not ask those questions, so paper filers must wait for the SAR to arrive with instructions, thus delaying the process.



the EFC. The questions determining eligibility for the simplified EFC formula are also at the beginning of the *FAFSA on the Web* application. Based on their answers to those questions, applicants might be able to skip the questions about assets.


However, for purposes of determining eligibility for state financial aid, some states require asset and income information. Students who are residents of such states will be asked those questions regardless of their eligibility for the federal simplified formula or for an automatic zero EFC. Students who are not residents of such states will be asked whether they want to skip the optional questions. Some schools, too, require the student to complete those questions to determine eligibility for institutional aid, so the student should check with the schools to which he or she is applying before deciding to skip those questions. (Providing all income and asset information will not negate the student's eligibility for the simplified formula or for the auto-zero EFC.)

### **Saving the FAFSA With a Password**

Students do not have to complete *FAFSA on the Web* in one sitting. At the beginning of the process, the student is asked to supply a password. If the student is interrupted or needs to leave the application before completing it, or if the site automatically logs the student off due to 30 minutes of inactivity, the information will be saved and will remain available via the password for 45 days. The student should keep the password in a safe place. If the student forgets the password, he or she may call the Federal Student Aid Information Center (see inside front cover of this handbook) to get a new password. 

The password is different from the PIN: the PIN allows the student to sign the FAFSA or to access processed FAFSA data, whereas the password is created solely to access the incomplete application at a later time.

### **Signing the Application With a PIN or Signature Page**


At the end of the FAFSA, the student (and the dependent student's parent) signs electronically using his or her PIN. 

A student or parent without a PIN has the option to apply for a PIN, receive it instantly, and immediately use it to sign the FAFSA. If the student or parent chooses not to use a PIN to sign, he or she should print, sign and mail a signature page to the CPS. The student should be sure to submit the FAFSA after printing the signature page. If the student does not sign (either electronically or with a signature page) within 14 days of submitting the application, or if the student indicates at *FAFSA on the Web* that he or she will not sign via PIN or signature page, he or she will receive a *Student Aid Report* (SAR) in the mail requesting the appropriate signatures. The student (and parent, if appropriate) must sign the SAR and return it to the FAFSA processor before the application can be processed and an EFC calculated.

#### **NOTE:**

See below, under "Paper Application Method," for information about using a high school counselor's or financial aid administrator's signature instead of a parent's.

### **Submitting the FAFSA and Getting an Estimated EFC**

When the student submits his or her information at *FAFSA on the Web*, a confirmation page appears. The confirmation page verifies that the application was submitted successfully, displays an estimated EFC, and indicates whether the student might be eligible for a Federal Pell Grant. It is important to note that this EFC is only an estimate; the official EFC will appear on the SAR. Once the student's FAFSA has been processed, the student may view the official EFC results at *FAFSA on the Web*. (The student must use his or her PIN to access the results.) The confirmation page also indicates estimated Federal Pell Grant eligibility. 

#### **NOTE:**


Please encourage your students to print and save the confirmation page.

For more information about *FAFSA on the Web*, or for technical assistance, students may access live online customer service at the site by selecting the "Live Help" icon or may call **1-800-4-FED-AID (1-800-433-3243; TTY: 1-800-730-8913)**.

### **Applying Through the School**

Students also may file the FAFSA at some postsecondary schools. The student provides the necessary information, and the school enters the information electronically and sends it electronically to the CPS. The student should contact the financial aid administrator at the school he or she plans to attend to ask whether this option is available at that school.

### **Paper Application Method**

Students may complete a paper FAFSA (available in English and Spanish) and submit it for processing using the accompanying envelope. The Central Processing System also will accept FAFSAs printed out from PDFs available at [www.fsa4counselors.ed.gov](http://www.fsa4counselors.ed.gov). Be sure your students do not submit FAFSAs marked "DRAFT." E-mailed or faxed copies of the FAFSA will not be accepted, nor will the *FAFSA on the Web Worksheet*. Students should keep a photocopy of the completed form for their own records. 

#### **NOTE:**

Applicants should send only the FAFSA itself (pages 7–10) to the processor. They should not send copies of their tax returns, the worksheets on page 5 of the FAFSA, or any other documentation.

A high school counselor or a postsecondary school's financial aid administrator (FAA) may sign the paper FAFSA in place of parents when

- the parent(s) are not currently in the United States and cannot be contacted by normal means,
- the current address of the parent(s) is not known, or
- the parent(s) have been determined physically or mentally incapable of providing a signature.

Substituting the signature of a counselor or FAA is a way to move the FAFSA through the processing system. The counselor or FAA must provide his or her title in parentheses next to his or her signature and briefly state the reason he or she is signing for the parent(s).

By signing in place of a parent, the counselor or FAA is assuring a minimum level of credibility for the data submitted. However, the counselor or FAA does not assume any responsibility or liability in this process. If a financial aid office finds any inaccuracies in the information reported, the student must correct the information through the correction process described on page 19.

### DID YOU KNOW...



**FAFSA on the Web is now available entirely in Spanish!**  
To access the Spanish site, the applicant clicks on the “Español” button at the top right corner of the FAFSA on the Web home page at [www.fafsa.ed.gov](http://www.fafsa.ed.gov).

## How the FAFSA Is Processed

FAFSA data are transmitted to Federal Student Aid’s Central Processing System (CPS). The CPS uses this information to calculate the Expected Family Contribution (EFC) and produce an output document reporting that EFC. The student will receive an e-mail or an output document (either a SAR or a SAR *Acknowledgement*) from the CPS within a few days to three weeks of submitting the FAFSA, depending on the type of FAFSA submitted. Descriptions of the SAR and SAR *Acknowledgement* are on pages 17–18. Because the two documents serve almost the same purpose, for simplicity’s sake we refer to “the SAR” to mean “one of these two output documents” throughout most of this chapter.

When processing the application, the CPS uses a series of edits to check the consistency of FAFSA information. For instance, it would be inconsistent for an independent student to report that he or she is single and has no dependents but then to report a household size of two or more people. If the FAFSA data are inconsistent, the CPS may be unable to calculate the EFC or may calculate an EFC based on assumptions. If assumptions have been used, they are indicated on the student’s SAR; the student must make sure the assumptions are correct. The SAR includes instructions for making corrections.

### NOTE:

FAFSA on the Web has built-in edits to spot inconsistencies and point them out to the applicant so they can be corrected (if necessary) before the information is transmitted. This process saves the applicant time and trouble later.

## Data Matches

In addition to checking the FAFSA data against predetermined edits, the CPS also performs several database matches. If discrepancies arise, the student’s record is flagged and the student may not be eligible to receive federal student aid unless the discrepancy is resolved. Resolving such a discrepancy usually requires the student to submit additional documentation to the school where he or she is applying. The SAR includes the appropriate instructions for the student.

### Social Security Administration (SSA) Matches

The CPS matches FAFSA data against SSA records to check the validity of a student’s Social Security number (SSN). If the SSN is invalid, the student will receive a SAR with a comment instructing him or her to review the SSN and explaining how to resolve the discrepancy. The student also will receive a SAR comment if the SSN is a valid number but the name or date of birth reported on the FAFSA doesn’t match the SSA’s records. The student must resolve the discrepancy as indicated by the SAR before he or she can receive federal student aid. This may be done by correcting the information if it is incorrect, or reentering the information if it is correct. The student also might receive a SAR with similar comments if some or all of the parent’s information does not match the SSA’s database. For advice about the best course of action in his or her circumstances, a student should follow the guidance on the SAR or contact the financial aid administrator at the school he or she plans to attend.

If the student indicates on the FAFSA that he or she is a U.S. citizen, ED also conducts a match with the SSA to verify U.S. citizenship status. The results of the citizenship match appear on the student’s SAR. When a student’s reported data conflict with the SSA’s database—or when no citizenship match can be performed—the SAR will indicate that there is a conflict. The student must then provide the school with documentation confirming his or her citizenship status.

The SSA database match also checks whether the SSA has a date of death listed for the person with that SSN. The match is intended to detect when someone might be fraudulently attempting to receive federal student aid.

### Department of Homeland Security (Formerly Immigration and Naturalization Service) Match

The CPS also matches FAFSA records against citizenship records maintained by the U.S. Department of Homeland Security (DHS). If the student reports on the FAFSA that he or she is an eligible non-citizen (and, therefore, could be eligible for federal student aid) and reports an Alien Registration Number, that information is checked against the database maintained by the DHS. If the match does not confirm the student is an eligible noncitizen, he or she will receive a comment on the SAR. A student is not eligible for federal student aid until his or her status as an eligible noncitizen is resolved.





## National Student Loan Data System (NSLDS) Match

The CPS also matches FAFSA data with the NSLDS, which identifies students who have defaulted on any Federal Perkins Loans, Direct Loans or Federal Family Education Loan Program loans. If a student is found to be in default and has not made satisfactory arrangements to repay, he or she will receive a comment on the SAR. A student is not eligible for federal student aid until the default status is resolved. The NSLDS match also reveals whether a student owes a refund due to overpayment of a federal grant, as well as simply reporting a history of any federal student aid received by the student in the past.

## Other Matches

The CPS also performs matches against registration status information maintained by the Selective Service System and against veteran status information maintained by the U.S. Department of Veterans Affairs (for students who say they are veterans).

## What to Expect After Applying

### Checking the Status of a FAFSA

After filing (either on paper or electronically), students can check the processing status of their FAFSAs or any corrections they've made at [www.fafsa.ed.gov](http://www.fafsa.ed.gov).

A student without access to the Internet can check the status of the FAFSA by calling **1-800-4-FED-AID (1-800-433-3243)** and answering questions asked by an automated system. TTY users (who call **1-800-730-8913**) will be connected to an operator rather than to an automated system. Students without access to the toll-free number can call **319-337-5665**.


## Where the Processor Sends the FAFSA Information

Within 72 hours after the Central Processing System (CPS) receives a completed application and signature, schools listed on the student's FAFSA have access to the student's information. The schools download the processed FAFSA data in electronic form on a report called an *Institutional Student Information Record*.

The processor also sends the student's information to the state agency (or agencies) in the student's state of legal residence and to the state agencies of the states in which the schools listed on the FAFSA are located. This maximizes the student's chances of receiving state-based and school-based financial aid.

## What the Student Receives After Applying

A student who completes the FAFSA and whose Social Security number (SSN), name and date of birth are confirmed by the Social Security Administration (SSA) will automatically receive a PIN if he or she does not already have one. The student receives the PIN either by e-mail (if a valid address is provided) or by a hard-copy mailer.

Each applicant also receives an output document—either a SAR (paper or electronic) or *SAR Acknowledgement*. To determine what a student will receive, consult the table below. (If an e-mail to the student is returned as undeliverable, a paper output document will be sent.) If the student fills out a Spanish FAFSA, the output document also will be in Spanish. 

### NOTE:

*Most students receive a link to the SAR via e-mail. A student should add **FederalStudentAidFAFSA@cpsemail.ed.gov** to his or her e-mail address book or "safe list" so that the student's Internet service provider does not treat the SAR e-mail as spam.*

Type of FAFSA	E-mail supplied?	Type of SAR	When SAR arrives (at the latest)
FAFSA on the Web	Yes	E-mail link to SAR information online	If FAFSA signed with PIN(s): 3–5 days; if signature page used: 2 weeks
	No	Paper <i>SAR Acknowledgement</i>	If FAFSA signed with PIN(s): 7–10 days; if signature page used: 2 weeks
FAFSA submitted by school	Yes	E-mail link to online SAR	3–5 days
	No	Paper <i>SAR Acknowledgement</i>	7–10 days
Paper FAFSA	Yes	E-mail link to online SAR	2 weeks
	No	Paper SAR	3 weeks
Corrections at FAFSA on the Web	Yes	E-mail link to online SAR	1–5 days
	No	Paper <i>SAR Acknowledgement</i>	7–10 days

*If changes do not require data match, updated SAR immediately available at FAFSA on the Web*

## Reviewing the SAR and SAR Acknowledgement

The student does not need to take or send the SAR to a school that already received the student's Expected Family Contribution (EFC) and FAFSA information electronically on the *Institutional Student Information Record*. If a student wants an additional school to receive the information, the student can add that school to the list (see page 20) or give the school permission to add itself. Note that the school must receive the student's information in one of the above forms before the student may receive federal student aid at that school.

A student can request a copy of his or her SAR by calling the Federal Student Aid Information Center (FSAIC) (see inside front cover of this handbook). An automated system will ask the student to enter his or her SSN and the first two letters of his or her last name. The duplicate SAR is then sent automatically. TTY users (and those without a touch-tone phone) will be connected to an operator rather than to an automated system.

### SAR

Unless the student's SAR is identified as having problems, the EFC is printed on the front page at the upper right. The SAR also includes instructions such as how to make corrections to the data the student supplied on the FAFSA.

In addition, there is a section for the financial aid administrator's use and a section of summary data from the National Student Loan Data System. If the student has not had any previous federal student aid, this section will be blank.

Finally, there is a summary detailing the information the student supplied on the FAFSA. On the paper SAR, there is space for the student to correct the information (if necessary). Data elements questioned by the CPS are highlighted in bold type.

If a student receives a rejected SAR, the form will highlight specific information for the applicant to provide so the CPS can determine his or her eligibility. A rejected SAR does not include an EFC. A rejected SAR is sent when an application (a) has inconsistent or insufficient data to calculate an EFC, (b) lacks required signatures or (c) has an invalid student SSN or—in the case of a dependent student—lacks a valid SSN for at least one parent.

If the student makes any changes to the data on the SAR, he or she may either return the form for reprocessing or make the changes through *FAFSA on the Web* (see page 19). At some schools, financial aid administrators can make the changes electronically.

### The SAR and Academic Competitiveness Grant (ACG) Eligibility

Part 1 of this handbook explains that in order to receive an ACG, a student must be a U.S. citizen, be eligible for a Federal Pell Grant, have an eligible high school graduation date, and have completed a rigorous program of study in high school. Students who fill out *FAFSA on the Web* are asked about these

criteria while filling out the application. However, the paper FAFSA does not contain questions about the applicant's high school graduation date or rigorous program of study. Applicants who file the paper FAFSA, are U.S. citizens, and are Pell-eligible will receive a note on the SAR explaining what to do. The SAR tells the student to use *FAFSA on the Web* or to call the FSAIC (see inside front cover of this handbook) to provide the additional information. Because of this extra step in the paper process, we urge students to use the Web for the entire FAFSA process if at all possible.

### Data Release Number (DRN)

The student's DRN appears at the top right corner of the SAR. The student will need the DRN if he or she wants to add a school to his or her record, either by having a school add itself electronically or by calling the FSAIC. As noted on page 20, the student can use his or her PIN to add schools at [www.fafsa.ed.gov](http://www.fafsa.ed.gov) by selecting "Add or Delete a School Code." The DRN is not the same as the PIN: when the student provides the DRN to the financial aid administrator or the FSAIC, the student is providing permission for the financial aid administrator or the FSAIC to access his or her application record, while the PIN gives the student direct access to his or her file and acts as an electronic signature. The PIN should never be shared with anyone.

### Viewing SAR Information Online

Once the FAFSA is processed, applicants with PINs can go to *FAFSA on the Web* and click on "View and Print Your Student Aid Report" to view SAR information. The SAR is available online whether the student applied electronically or not *and* whether he or she provided an e-mail address or not.

A link to the electronic SAR is sent instead of a paper SAR when a student supplies a valid e-mail address on the FAFSA. Unlike the link to the PIN, which is accessible only once, the link to the electronic SAR remains active for repeated access. The electronic SAR shows the same information the paper SAR does. The student will be able to print a copy of the SAR for reference.

### SAR Acknowledgement

This acknowledgement is sent when the student does not supply a valid e-mail address. The *SAR Acknowledgement* allows the student to review the processed FAFSA information and results. If changes or corrections are needed, they must be made through the school or at *FAFSA on the Web* (using the PIN to access the student's data), or the student may request a paper SAR to make a correction.

### Verification

The effectiveness of the federal student aid programs depends on the accuracy of the data reported by students. It directly affects the eligibility of millions of applicants for these programs. Because of this, the CPS follows procedures established by federal regulations to select students for a process called verification.



The CPS prints an asterisk next to the EFC on the SAR to identify students who have been selected for verification. Additionally, a comment on the first page of the SAR informs the student that he or she has been selected. A code also is provided on the information sent to schools. If the student is selected for verification, a school's financial aid administrator must check the information the student reported on the FAFSA, usually by requesting a copy of signed tax returns filed by the student and, if applicable, by the student's parent(s) or spouse. Many schools also select applications to be verified in addition to those selected by the CPS.

A student selected for verification should contact each school he or she listed on the FAFSA to see what documentation the school requires to verify the student's FAFSA information.

## Making Changes

There are situations in which the student will have to change information that was reported on the application. This consists of correcting errors or updating certain information.

### Corrections and Updating

When a student files a FAFSA, it creates a "snapshot" of the financial situation of the student's family as of the date the application was signed. Errors may occur, however, if the student fills in the wrong information on the FAFSA. The student must correct this information so it is accurate as of the day the FAFSA was originally signed.

#### What Information Can Be Changed

The student is not allowed to update income or asset information to reflect changes to the family's financial situation that took place after the FAFSA was filed. For example, if the student's family spent some of their savings after filing the FAFSA, the student may not update his or her information to show a change in the family's assets.

However, the student **must** update

- a change in dependency status (see discussion below and on page 20),
- a change in the number of family members in the household (must be updated *only if* the student is selected for verification), and
- a change in the number of family members enrolled in postsecondary schools (must be updated *only if* the student is selected for verification).

#### NOTE:

*If any of these changes occurs as a result of a change in the student's marital status, the student is not permitted to update accordingly.*

#### How to Make Changes

As previously stated, students can make corrections using the SAR or can have the school transmit corrections electronically

using its access to the CPS. Even if the student did not originally apply through the school, a school may still be able to make the corrections electronically if the student takes the corrected information to the school.

The student can quickly and easily correct or update information using *FAFSA on the Web*. Any student with a PIN can access his or her data online, whether the student applied electronically or on paper. At *FAFSA on the Web*, the student clicks on "Make Corrections to a Processed FAFSA."

*FAFSA on the Web* allows the student to change all data elements except the SSN. The PIN the student uses to access the data acts as an electronic signature, so there is no need for the student to send a signature page to the CPS. If a dependent student changes information about his or her parent(s), one of those parents must sign electronically using his or her own PIN or must sign a signature page.

A student who did not provide an e-mail address on the FAFSA will be able to add it at *FAFSA on the Web* and will then receive an e-mail with a link to the online SAR information. The e-mailed link arrives within one to five days; the paper SAR takes up to two weeks. The student's corrections also will be sent to the school on an *Institutional Student Information Record (ISIR)*.

If a student makes changes that don't require the CPS to perform a data match, the changes will be made immediately, and the student can view the online SAR information immediately.

The student should speak to the school's financial aid office directly if there will be a significant change in the family's income for the present year or other special circumstances that cannot be reported on the FAFSA or SAR.

### Dependency Status and Overrides

Most students entering a postsecondary school straight from high school are considered financially dependent on their parents. This means their parents must provide information on the FAFSA (see Part 3 of this handbook). In unusual circumstances, a student who would normally be considered dependent can be considered independent. The financial aid administrator at a school can make a special determination of independence and override the student's dependency status on the FAFSA. Students who believe that they have compelling and unique reasons to be considered independent should contact the financial aid office at the school they are planning to attend.

#### NOTE:

*Students should be aware that the school is not required to perform dependency overrides, and if the financial aid administrator determines that an override is not appropriate, the decision cannot be appealed to the U.S. Department of Education.*

## Dependency Overrides and Special Circumstances

Dependency status is determined by specific criteria and can be changed by a financial aid administrator (FAA) only in unusual circumstances. A student cannot be determined to be independent just because

- the parents don't want to provide information on the FAFSA due to privacy concerns;
- the parents don't feel it's their responsibility to provide financial assistance for college;
- the parents no longer claim the student as a dependent on their taxes; or
- the student no longer lives at home.

The student should contact the FAA at his or her college to discuss dependency status if he or she

- has no contact with the parents and does not know where they are (and the student has not been adopted by someone else); or
- has left home due to an abusive situation.

In special circumstances, the FAA may choose to make adjustments to certain items on the FAFSA to account for financial difficulties. The student should contact the FAA at his or her college to discuss special circumstances if

- the family has unusually large medical bills that are not covered by insurance;
- the family is paying unusually high elementary or secondary school tuition; or
- the student or a parent has recently lost his or her job.

The lists above are examples and are not to be taken as complete and definitive. An FAA is required to assess situations on a case-by-case basis and then make a decision whether to make adjustments to the FAFSA based upon special circumstances that the student can appropriately document.

The best thing you can do to help a student who believes he or she should be considered independent or who has special financial circumstances is to encourage the student to gather as much written evidence as possible and to provide it to the financial aid office at the school he or she plans to attend. Documentation to support a request for independent status could include a letter from a third party (such as a member of the clergy) who knows the student's situation. Special financial circumstances might be demonstrated with items such as medical or child care bills or with proof of the loss of employment of a family member.

Please make it clear to students that the FAA is not required to adjust dependency status or financial elements on the FAFSA. The FAA's decision is final and cannot be appealed to the U.S. Department of Education.

---

*To help students understand dependency status and whose information to report on the FAFSA, give them copies of "Am I Dependent or Independent?" and "Who Is My 'Parent' When I Fill Out the FAFSA?" from Appendix E of this handbook.*

## Adding a School

If a student wants to make his or her FAFSA information available to an additional school after filing the FAFSA, the student can select "Add or Delete a School Code" at [www.fafsa.ed.gov](http://www.fafsa.ed.gov) or can use the paper SAR to add the new school.

Alternatively, the student may call the FSAIC to add the school or may give the school permission to add itself. In these cases, the student will need to provide his or her DRN from the SAR.

### NOTE:

*No more than 10 schools may be listed on the student's FAFSA at one time. (The paper FAFSA has space for only four schools, while FAFSA on the Web allows 10 to be listed.) When a new school code overwrites a previous school code, the school removed from the list will not have automatic access to any new information.*



### DID YOU KNOW ...

*Beginning in 2008–09, FAFSA on the Web allows students to list up to 10 schools. In previous years, students were limited to six schools.*



## 2008–09 Deadlines

Here are some important deadlines and timeframes for the 2008–09 application cycle for students and schools. At the time this book was published, most of these dates were not finalized, and the official dates were scheduled to be announced in July 2008. For further information after July 2008, contact the Federal Student Aid Information Center (see inside front cover of this handbook) or consult our *Information for Financial Aid Professionals* site at [www.ifap.ed.gov](http://www.ifap.ed.gov).

A 2008–09 FAFSA must be submitted to the application processor no earlier than Jan. 1, 2008, and received no later than June 30, 2009.

### NOTE:

*State-imposed deadlines for state-funded aid appear on both FAFSA on the Web and the paper FAFSA. Schools may have their own deadlines for federal campus-based and school financial aid.*

### DID YOU KNOW ...

*The Federal Student Aid PIN gives the student access to personal information and therefore should be kept PRIVATE. Counselors should not offer to hold onto students' PINs. A student concerned about forgetting the PIN should go to [www.pin.ed.gov](http://www.pin.ed.gov) and change the PIN to a number he or she will remember.*

The following actions are expected to have deadlines in mid-September 2009:

- corrections made and received by the Central Processing System
- signature pages signed and received by the Central Processing System
- duplicate *Student Aid Reports* (SARs) requested

The following actions are expected to have deadlines in late September 2009:

- the school receives the SAR or *Institutional Student Information Record* (deadline is the late September date or the last day the student is enrolled for that award year, whichever is earlier)
- the student completes verification (deadline is the late September date or 120 days after the student's last day of enrollment, whichever is earlier)

Verification is considered complete for Federal Pell Grants when the school receives a valid SAR, *SAR Acknowledgement* or *Institutional Student Information Record* on which all information used to calculate the EFC is correct. Therefore, although a student has 120 days or until the September 2009 deadline to provide documentation, the student also must have any corrections processed by this deadline. Note that the disbursement of funds from certain programs may be restricted to shorter periods.





# PART 3:

## Completing the *Free Application for Federal Student Aid*

*As mentioned in Part 2 of this handbook, if a student wishes to receive federal student aid to attend a postsecondary school, he or she must complete the Free Application for Federal Student Aid (FAFSA). Many states and schools also rely on the FAFSA to award their state and institutional student aid funds.*

### NOTE:

*Please be sure your students understand that a student does not have to pay to have the FAFSA processed. If the student is asked to pay a fee, he or she should consider what other services are being offered and remember that free advice on student aid is widely available. Encourage students to consult a high school or TRIO counselor, a college financial aid administrator (FAA), or the Federal Student Aid Information Center (FSAIC) (see inside front cover of this handbook) before considering paying for advice or an application service.*

A student can complete and submit the FAFSA electronically through *FAFSA on the Web* (see Part 2 of this handbook) at [www.fafsa.ed.gov](http://www.fafsa.ed.gov).


A student also can submit the FAFSA electronically by asking the FAA at the school to transmit the information on his or her behalf. Not all schools have this capability.

If neither of these options is available, a student can complete a paper FAFSA and mail it to the address specified on page 1 of the FAFSA.

A draft copy of the 2008–09 paper FAFSA appears in Appendix A of this handbook. This copy is for information purposes only and not for submission. Comments to improve the FAFSA may be sent to [fafsacomment@ed.gov](mailto:fafsacomment@ed.gov) or to

**U.S. Department of Education**  
Washington, DC 20202-4700

## Pointers for Completing the FAFSA

The paper FAFSA for 2008–09 is white, orange and purple. Orange sections are for students to complete; purple sections are for parents to complete. This is a new color scheme. In previous years, student sections were either yellow, pink, green or blue. 

The *FAFSA on the Web Worksheet* is available for applicants who want to fill out the FAFSA online but prefer to jot down their answers on paper first.

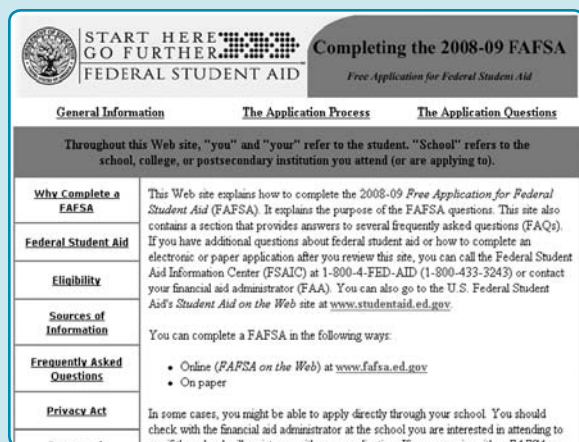
### NOTE:

*To avoid mistakes and delays in processing, it is crucial that students and parents carefully read and follow all directions on the FAFSA. Help with the application is available via live, one-on-one online “chat” with a customer service representative as the student completes FAFSA on the Web at [www.fafsa.ed.gov](http://www.fafsa.ed.gov). The student should click on the “live help” icon to access this feature. Students who fill out the paper form may call the Federal Student Aid Information Center for help (see inside front cover of this handbook).*

## Need More Detailed Instructions for the FAFSA?

*FAFSA on the Web* ([www.fafsa.ed.gov](http://www.fafsa.ed.gov)) has help screens for each question, as well as live, one-on-one online help from a customer service representative.

However, if you're not filling out the FAFSA online and just need to check out how to answer a specific question, you need *Completing the FAFSA* at [www.FederalStudentAid.ed.gov/completefafsa](http://www.FederalStudentAid.ed.gov/completefafsa).



*Completing the FAFSA* offers a full discussion of each question on the FAFSA, following the order of the questions on the paper application. Use it online or download it in PDF—whichever is easiest for you.

The following FAFSA guidance follows the order of questions on the *FAFSA on the Web Worksheet* but also indicates where questions are found on the paper version of the application. This information should help counselors answer questions that students and parents might have about the FAFSA.

A draft copy of the worksheet appears in Appendix F of this handbook. Because this handbook was printed before the worksheet was finalized, you should use the worksheet in Appendix F only for general information. You can find the final worksheet in PDF at [www.FederalStudentAid.ed.gov/worksheet](http://www.FederalStudentAid.ed.gov/worksheet).

Note that not every question is discussed here because several are self-explanatory. Instead, this section focuses on information that is not contained in the worksheet: discussion of questions that might be interpreted in different ways and those for which additional clarification might be of use.

**The numbers in parentheses indicate the question numbers on the paper FAFSA.**

## Section 1: Student Information

**Purpose:** Section 1 collects information used to track and identify a student (name, telephone number, address, Social Security number and so on) as well as other information that affects a student's basic eligibility for federal (or state and some institutional) student aid. For instance, there is a question about Selective Service registration because a male student must be registered with Selective Service to receive federal student aid.

**Your Social Security number (Q8)** A student must have a Social Security number (SSN) to apply for federal student aid. If the student submits a FAFSA without an SSN, the FAFSA will be returned to the student unprocessed. To get an SSN, or to determine a student's SSN if the card has been lost, the student must contact the local Social Security office. For additional information (in English and Spanish), call the Social Security Administration (SSA) at **1-800-772-1213** (TTY: **1-800-325-0778**).

**Exception:** A student from the Republic of the Marshall Islands, the Federated States of Micronesia, or the Republic of Palau is not required to have an SSN. The Central Processing System (CPS) will assign an identification number to these students after they apply. We recommend the student continue to use the same number throughout his or her dealings with the federal student aid programs.

The student should be very careful when entering his or her SSN. Although the SSN can be corrected after the *Student Aid Report* is produced, the number originally entered will always be used as the student's ID and is likely to cause confusion and extra work for the financial aid administrator if it doesn't match the student's SSN. (If a student submits an erroneous SSN, he or she should check with the FAA to determine whether to file a new original FAFSA using the correct SSN.)

**Your last name (Q1)** Because the CPS matches the student's name and SSN with the SSA, the name here (as well as the first name) should match the name on the student's Social Security card. Otherwise, the student will be told there was an inconsistency during processing, thereby slowing the application and aid awarding process for the student.

**Your state of legal residence (Q18)** This information is used in the EFC calculation to determine the appropriate allowance for state and other taxes paid by that state's residents. It also indicates which state agency should receive the student's FAFSA information. (Many state agencies use the FAFSA to award state-based student aid.)

Different states have different definitions of legal residence; if the student is unsure, he or she should contact the financial aid office at a school in his or her state.





**What will be your grade level when you begin the 2008–09 school year? (Q24)** This question helps determine the award amount under some state grant programs and establishes how much money the student may borrow under federal loan limits. It will also be used to determine whether a student is potentially eligible for the new Academic Competitiveness Grant or the National Science and Mathematics Access to Retain Talent Grant.

**At the start of the 2008–09 school year, what do you expect your enrollment status to be? (Q25)** The student should answer based on the school he or she is most likely to attend. The notes accompanying the question define “full-time,” “half-time,” and the other terms used in this question.

**In addition to grants, what types of student aid interest you? (Q26)** If a student isn’t sure about wanting loans or work-study, he or she should indicate interest in these programs. Here’s why: Most institutions have limited Federal Perkins and Federal Work-Study funds. If a student indicates no interest in these programs early in the application process, there might not be any remaining unawarded funds later if the student changes his or her mind. By indicating interest on the initial application, the student will be considered for all types of aid that are available. Also, indicating interest in loans and work-study will not adversely affect the student’s eligibility for grants. At a later date, the student can decline any awarded aid he or she does not want. (Note that accepting any of this aid does not commit the student to military or other government service.)

**Paper FAFSA Question 27** asks whether the student will complete high school or its equivalent before enrolling. (This question is not on the worksheet, although it does appear in the online FAFSA.) See page 8 of this handbook if you are helping a homeschooled student complete the FAFSA.

**Will you have your first bachelor’s degree by July 1, 2008? (Q28)** Eligibility for U.S. Department of Education grants for postsecondary students is almost exclusively restricted to students who have not yet received bachelor’s degrees.

**Highest school your father completed (Q29); Highest school your mother completed (Q30)** Some state agencies use this information to award grants and scholarships. “Father” and “mother” in these questions mean the student’s birth parents or adoptive parents, but not stepparents or foster parents. Note that this definition of parents is unique to this question. All other questions use the definition given in Section 3 of the worksheet and on page 3 of the paper FAFSA.

**Have you been convicted for the possession or sale of illegal drugs for an offense that occurred while you were receiving federal student aid (grants, loans, and/or work-study)? (Q31)** Under the *Higher Education Reconciliation Act*, which was signed into law on Feb. 8, 2006, a student with drug convictions loses federal student aid eligibility only if the student committed the offense while receiving federal student aid. **If the student has**

**been convicted, he or she is not necessarily ineligible for aid.** A student with a conviction will complete an electronic worksheet online or will receive a worksheet through the mail to determine whether the conviction affects the student’s eligibility for federal student aid in the upcoming award year. Students with convictions should still complete and submit the FAFSA because even if they are ineligible for federal student aid, they may still be eligible for state or institutional aid. Many states and schools use the data supplied by the FAFSA to determine students’ eligibility for aid from those entities.

**A student must respond to this question before he or she can be awarded funds from the federal student aid programs.**

## Section 2: Student Dependency Status

**Purpose:** The questions in this section determine whether a student is a dependent student or an independent student for purposes of calculating the Expected Family Contribution (EFC). If the student answers “Yes” to any one of these questions, he or she is classified as an independent student, even if the student is still living with his or her parents. If the student is not living with his or her parents but cannot answer “Yes” to any of these questions, the student is dependent and must include his or her parents’ information in Section 3 of the worksheet.

A school’s financial aid administrator (FAA) has the authority to override a student’s dependency status on the initial application or by correcting the *Student Aid Report* if the FAA decides that a dependent student should be considered an independent student. The FAA’s decision is final and cannot be appealed to the U.S. Department of Education. For more information regarding dependency overrides, see the box on page 20.

**Do you have children who receive more than half of their support from you? (Q51)** A student whose unborn child will be born before the end of the award year and will be provided more than 50 percent support by the student can answer “Yes” to this question. This guidance applies to male students as well as to female students.

**Are (a) both of your parents deceased, or (b) are you (or were you until age 18) a ward/dependent of the court? (Q53)** If the student’s last surviving parent dies after the FAFSA has been filed, the student must update this question using the methods described on page 19 of this handbook for updating information.

**Are you currently serving on active duty in the U.S. armed forces for purposes other than training? (Q54)** This criterion for independent status was added by the *Higher Education Reconciliation Act* in 2006. Note that a National Guard or Reserves enlistee who is called to active duty in the U.S. armed forces for other than state or training purposes should answer “Yes.”



**Are you a veteran of the U.S. armed forces? (Q55)** Both the worksheet and the paper FAFSA define “veteran.” If the student answers “Yes” to being a veteran, the name is submitted for a database match with the U.S. Department of Veterans Affairs.

A student answering “Yes” to any question in Section 2 of the worksheet skips Section 3 and goes to Section 4. A student answering “No” to every question here continues with Section 3.

### Section 3: Parental Information

**Purpose:** These questions collect information about the student’s parents, their income and assets, and their household. The questions about income and taxes collect information on the “base year.” The base year for applicants for 2008–09 is the 2007 calendar year. Questions give line references to the 2007 federal tax forms from the Internal Revenue Service (IRS).

#### NOTE:

*A portion—and only a portion—of the parents’ income and assets is included in the Expected Family Contribution as being available for the student’s educational costs.*

Before completing these questions, the student should read the notes on page 4 of the worksheet or page 3 of the paper FAFSA; these notes explain who is considered a parent. For your convenience, Appendix E of this handbook contains a fact sheet titled, “Who is My ‘Parent’ When I Fill out the FAFSA?” We encourage you to use it as a reference and to photocopy it for distribution to students.

Many students have questions about the parental information section of the FAFSA because they do not consider their parent(s) to be their primary source of support. Perhaps the student lives with another relative and is no longer in touch with his or her parents, or perhaps he or she left home due to an abusive situation and has been self-supporting for years. In cases such as these, the student should contact the financial aid administrator (FAA) at the school he or she plans to attend. If the student reports a (nonparent) relative’s information or simply leaves this section blank, processing of his or her student aid could be delayed. Please remind the student that any decision made by the FAA regarding dependency status is final and cannot be appealed to the U.S. Department of Education (ED). (See the box on page 20 for more information about dependency status and special circumstances.)

**Questions about parents’ Social Security numbers (SSNs), names, and dates of birth (Q58–65)** A dependent student’s application will be rejected if there is not at least one parent’s SSN, last name, first initial and date of birth.

**What is your parents’ state of legal residence? (Q68)** Students whose parents do not live in the U.S. should enter “FC” (foreign country) for this question.

**If your parents have filed or will file a 1040, were they eligible to file a 1040A or 1040EZ? (Q78)** The Central Processing System (CPS) uses this information to identify who is eligible for the simplified needs test (see note below).

**In 2007, did you, your parents, or anyone in your parents’ household receive benefits from any of the federal benefit programs listed? (Q71–75)** This information is taken into account when the CPS determines whether the applicant is eligible for the automatic assignment of an Expected Family Contribution (EFC) of zero or is eligible for the simplified needs test (described below). Please let students and parents know that answering these questions will not reduce eligibility for federal student aid or for other federal benefits.

### The Simplified Needs Test

The CPS will automatically calculate a simplified EFC for a student who meets certain income and tax-filing requirements. Family assets are not used in the simplified EFC calculation. However, even if the asset information isn’t taken into account in calculating the EFC, some states and schools require this information for their own programs. A student who uses *FAFSA on the Web* will be asked whether he or she wants to skip certain questions on the application. A student without access to *FAFSA on the Web* should complete the entire paper application. The CPS will make the adjustment (omitting certain items from the EFC calculation) for the applicant if appropriate.

**Questions about income, taxes and exemptions (page 5 on worksheet; Q79–83)** Each question gives the line reference to the 2007 IRS tax forms.

#### NOTE:

*The U.S. Department of Education does not require that a family file the IRS tax forms before completing the FAFSA. Students and parents who have not yet filed their tax forms when they complete the FAFSA should estimate amounts as accurately as possible, correcting the information if necessary once the tax forms are filed. Information on correcting FAFSA data is on page 19 of this handbook.*

If the family files a foreign tax return, the applicant should convert the value of the foreign income and taxes paid into U.S. dollars, using the exchange rate in effect at the time he or she completes the FAFSA. The daily exchange rate can be found at [www.federalreserve.gov/releases/h10/update](http://www.federalreserve.gov/releases/h10/update).

**How many people are in your parents’ household? (Q66)** The applicant should include the people listed in the notes accompanying the question. Additionally, the parents’ unborn child may be included if that child will be born on or before June 30, 2009.

**How many people in the question above will be college students in 2008–09? (Q67)** The notes say to count the student, even if he or she will attend college less than half-time in 2008–09. However, others in the parents’ household may be included only if they will attend at least half-time in 2008–09 in a program leading to a degree or certificate. Furthermore, they must be attending a postsecondary institution that is eligible to participate in ED’s federal student aid programs. Parents may not be included in the number in college.



**Parent FAFSA Worksheets A, B and C (Q84–86)** collect information about the parents' untaxed income and benefits and income exclusions. To provide this information, the parents complete the columns on the right side of Worksheets A, B and C. It is important to review the items on these worksheets carefully, even if the family may have just a few of these items to report. The applicant enters the totals from the worksheets on page 5 of the *FAFSA on the Web Worksheet* or in Questions 84–86 of the paper FAFSA. Worksheets A, B and C are not submitted to ED but should be kept in case the school's financial aid administrator has questions about the information supplied on the FAFSA.

Worksheet A asks for (among other things) "Social Security benefits received ... that were not taxed." Tax filers can determine this amount from IRS Form 1040 by subtracting the taxable portion of Social Security benefits from total Social Security benefits.

**Parent Asset Information (Q87–89)** It is important for applicants to read the notes for these questions; the notes specify certain items to include and not to include. For instance, one exclusion from assets is a small business, owned and controlled by the parents, that has 100 or fewer full-time or full-time-equivalent employees.

**NOTE:**

*Dependent students should report all qualified educational benefits or education savings accounts owned by the parents—i.e., Coverdell savings accounts, 529 college savings plans, and the refund value of 529 state prepaid tuition plans—as assets of the parents.*

*If an independent student or spouse is the owner, the amount of the account must be reported on the FAFSA as an asset of the student/spouse. If a dependent student is the owner of the qualified educational benefit plan, it should not be reported on the FAFSA.*

## Section 4: Student Finances

Most of the questions in Section 4 ask the same information of the student as the questions in Section 3 ask of the parents. Therefore, we will cover only those questions asked exclusively of the student and questions for which additional clarification is appropriate.

**Veterans education benefits questions (Q46–47)** Benefits reported here should include those paid under the following programs: Montgomery GI Bill—active duty; vocational rehabilitation; Post-Vietnam Era Veterans' Educational Assistance Program; Dependents Educational Assistance Program; Reserve Officer Training Corps (ROTC) scholarship; Selective Reserve; Selective Reserve Educational Assistance Program; ROTC program; Restored Entitlement Program for Survivors (or Quayle benefits); Reserve Educational Assistance Program (or Chapter 1607); and Educational Assistance Pilot Program.

Veterans education benefits are not used in the EFC calculation. However, schools do take veterans benefits into account when packaging aid. For information about how veterans

benefits are used in awarding aid, consult Volume 3 of the *Federal Student Aid Handbook* at [www.ifap.ed.gov](http://www.ifap.ed.gov) (in the "Publications" section).

**How many people are in your household? (Q90)** The applicant should include the people listed in the note accompanying the question. Additionally, the student's unborn child may be counted if that child will be born on or before June 30, 2009, and the student will provide more than half of the child's support.

**How many people in the question above will be college students in 2008–09? (Q91)** The student should count himself or herself. The student may include others in the household only if they will attend at least half-time in 2008–09. Furthermore, they must be attending a postsecondary institution that is eligible to participate in the federal student aid programs.

**In 2007, did you (or your spouse) or anyone in your household (from Q90) receive benefits from any of the federal benefits programs listed? (Q92–96)** This information is taken into account when the Central Processing System determines whether the applicant is eligible for the automatic assignment of an Expected Family Contribution (EFC) of zero or is eligible for the simplified needs test (see page 26). Answering these questions will not reduce the student's eligibility for federal student aid or for other federal benefits.

**DID YOU KNOW ...**

*Identity theft is a growing problem. Typical ways a student becomes a victim include leaving personal information lying around the dorm room or failing to shred credit card offers before throwing them away. We at the U.S. Department of Education have worked hard to ensure that information sent over our Web sites is secure. However, students should do their part as well. Make your students aware of the problem and how to keep their information safe: Turn to Appendix E of this handbook and photocopy and distribute the handout titled "Student Aid and Identity Theft: Safeguard Your Student Aid Information."*

## Section 5: Schools to Receive Information

**Purpose:** These questions collect information about which postsecondary schools the student is interested in attending. The Central Processing System (CPS) will send the student's information to each school listed.

**Federal School Codes and corresponding housing plan (Q97)**

These questions ask the student to list up to 10 schools (or four schools, in the case of the paper FAFSA). For each school, the student indicates whether he or she expects to live on campus, off campus, or with his or her parent(s), because



housing costs are part of the cost of attendance to be determined by the school and, therefore, affect the amount of financial aid that the student can receive at that school.

To find out whether a school participates in the federal student aid programs, a student can search for the school on the federal school codes list at [www.fafsa.ed.gov](http://www.fafsa.ed.gov) or call the Federal Student Aid Information Center (see inside front cover of this handbook).

If the student wants information sent to more than 10 schools, he or she will have to wait until the FAFSA is processed before changing the schools listed. Part 2 of this handbook describes how a student can add or change schools on the list.

### **NOTE:**

*The CPS will send data to no more than 10 schools at a time for one student. For example, if a student originally listed 10 schools on the application, then replaced some or all 10 schools with new schools, then updated or corrected information on the Student Aid Report or FAFSA on the Web, only the remaining set of schools would automatically receive the updated or corrected data.*

**Important note:** If someone other than the student, the student's spouse, or the student's parent(s) filled out the FAFSA, they must complete the questions that ask for information about a "preparer." High school counselors, TRIO counselors and others who help

students with their FAFSAs by actually completing line items or dictating responses are considered preparers. Preparers must complete the appropriate section of the FAFSA even if they are not paid for their services.

### **DID YOU KNOW ...**

*In recent years, the U.S. Department of Education printed 10 times as many paper FAFSAs as were eventually submitted. Schools told us they ordered extra FAFSAs in part because many students like to fill something out on paper before inputting their FAFSA answers at [www.fafsa.ed.gov](http://www.fafsa.ed.gov).*

*To help students better prepare for FAFSA on the Web, we have developed the FAFSA on the Web Worksheet. The worksheet follows the order of the questions on the online FAFSA (while the paper FAFSA is ordered differently), so we strongly recommend students use the worksheet to prepare their responses. You can find the worksheet at [www.FederalStudentAid.ed.gov/worksheet](http://www.FederalStudentAid.ed.gov/worksheet).*



FREE APPLICATION FOR FEDERAL STUDENT AID  
**July 1, 2008 — June 30, 2009**



Use this form to apply free for federal and state student grants, work-study and loans.

Or apply free online  
 at [www.fafsa.ed.gov](http://www.fafsa.ed.gov).

**Applying by the Deadlines**

For federal aid, submit your application as early as possible, but no earlier than January 1, 2008. We must receive your application no later than June 30, 2009. Your college must have your correct, complete information by your last day of enrollment in the 2008–2009 school year.

For state or college aid, the deadline may be as early as January 2008. See the table to the right for state deadlines. You may also need to complete additional forms. Check with your high school guidance counselor or a financial aid administrator at your college about state and college sources of student aid and deadlines.

If you are filing close to one of these deadlines, we recommend you file online at [www.fafsa.ed.gov](http://www.fafsa.ed.gov). This is the fastest and easiest way to apply for aid.

**Using Your Tax Return**

If you are supposed to file a 2007 federal income tax return, we recommend that you complete it before filling out this form. If you have not yet filed your return, you can still submit your FAFSA, but you must provide income and tax information. Once you file your tax return, correct any income or tax information that is different from what you initially submitted on your FAFSA.

**Filling Out the FAFSA**

Your answers on this form will be read electronically. Therefore:

- use black ink and fill in ovals completely:
- print clearly in CAPITAL letters and skip a box between words:
- report dollar amounts (such as \$12,356.41) like this:

Correct  Incorrect

I 5 E L M S T

\$ 1 2 , 3 5 6 no cents

Orange is for student information and purple is for parent information.

If you or your family has unusual circumstances (such as loss of employment), complete this form to the extent you can, then submit it as instructed and consult with the financial aid office at the college you plan to attend.

For more information or help in filling out the FAFSA, call 1-800-4-FED-AID (1-800-433-3243). TTY users (for the hearing-impaired) may call 1-800-730-8913. Or visit our Web site at [www.FederalStudentAid.ed.gov](http://www.FederalStudentAid.ed.gov).

**Mailing Your FAFSA**

After you complete this application, make a copy of pages 7 through 10 for your records. Then mail the original of only pages 7 through 10 in the attached envelope or send it to: Federal Student Aid Programs, P.O. Box 4691, Mt. Vernon, IL 62864-0059. Do not send the worksheets on page 5; keep them for your records.

If you do not receive the results of your application—a *Student Aid Report* (SAR)—within three weeks, please check online at [www.fafsa.ed.gov](http://www.fafsa.ed.gov) or call 1-800-433-3243. If you provided your e-mail address in question 13, you will receive information about your application within a few days after we process it.

**Let's Get Started!**

Now go to page 7 of the application form and begin filling it out. Refer to the notes as instructed.

**STATE AID DEADLINES**

[www.fafsa.ed.gov](http://www.fafsa.ed.gov)

Check with your financial aid administrator for these states and territories:

AL, \*AS, CO, \*FM, GA, \*GU, \*HI, \*MH, \*MP, NE, \*NM, \*NV, OR, PR, \*PW, \*SD, \*TX, UT, \*VA, \*VI, \*VT, WA, WI and \*WY.

- AK April 15, 2008 (date received)
- AR Academic Challenge - June 1, 2008  
Workforce Grant - Contact your financial aid administrator.  
Higher Education Opportunity Grant - June 1, 2008 (fall term) - November 1, 2008 (spring term) (date received)
- AZ June 30, 2009 (date received)
- \*^CA Initial awards - March 2, 2008  
Additional community college awards - September 2, 2008 (date postmarked)
- #\*CT February 15, 2008 (date received)
- \*DC June 30, 2008 (date received by state)
- DE April 15, 2008 (date received)
- FL May 15, 2008 (date processed)
- ^IA July 1, 2008 (date received)
- #\*ID March 15, 2008 (date processed)
- #IL First-time applicants - September 30, 2008  
Continuing applicants - August 15, 2008 (date received)
- IN March 10, 2008 (date received)
- #\*KS April 1, 2008 (date received)
- #KY March 15, 2008 (date received)
- ^LA July 1, 2008 (date received)
- #^MA May 1, 2008 (date received)
- MD March 1, 2008 (date received)
- ME May 1, 2008 (date received)
- MI March 1, 2008 (date received)
- MN 30 days after term starts (date received)
- MO April 1, 2008 (date received)
- #MS MTAG and MESH Grants - September 15, 2008  
HELP Scholarship - March 31, 2008 (date processed)
- #MT March 1, 2008 (date received)
- NC March 15, 2008 (date received)
- ND March 15, 2008 (date received)
- NH May 1, 2008 (date received)
- ^NJ June 1, 2008, if you received a Tuition Aid Grant in 2007-2008  
All other applicants - October 1, 2008, fall & spring terms - March 1, 2009, spring term only (date received)
- \*^NY May 1, 2009 (date received)
- OH October 1, 2008 (date received)
- #OK April 15, 2008 (date received) for best consideration
- \*PA All 2007-2008 State Grant recipients & all non-2007-2008 State Grant recipients in degree programs - May 1, 2008  
All other applicants - August 1, 2008 (date received)
- #RI March 1, 2008 (date received)
- SC Tuition Grants - June 30, 2008 (date received)
- #TN State Grant - March 1, 2008  
State Lottery - September 1, 2008 (date received)
- \*^WV March 1, 2008 (date received)

- # For priority consideration, submit application by date specified.
- ^ Applicants encouraged to obtain proof of mailing.
- \* Additional form may be required.

STATE AID DEADLINES

**Notes for question 13 (page 7)**

We will use this e-mail address to correspond with you. You will receive your FAFSA results through a secure link, sent to the e-mail address you provide. Leave blank if you prefer to receive information through regular mail. We will only share this address with the colleges you list on the form and your state. They may use the e-mail address to communicate with you.

**Notes for questions 14–15 (page 7)**

If you are an eligible noncitizen, write in your eight- or nine-digit Alien Registration Number. Generally, you are an eligible noncitizen if you are (1) a permanent U.S. resident with a Permanent Resident Card (I-551); (2) a conditional permanent resident (I-551C); or (3) the holder of an Arrival-Departure Record (I-94) from the Department of Homeland Security showing any one of the following designations: “Refugee,” “Asylum Granted,” “Parolee” (I-94 confirms paroled for a minimum of one year and status has not expired) or “Cuban-Haitian Entrant.” If you are in the U.S. on an F1 or F2 student visa, a J1 or J2 exchange visitor visa, or a G series visa (pertaining to international organizations), you must fill in oval c. If you are neither a citizen nor an eligible noncitizen, you are not eligible for federal student aid. However, you may be eligible for state or college aid.

**Notes for question 16 (page 7)**

Report your marital status as of the date you sign your FAFSA. If your marital status changes after you sign your FAFSA, you must not change this information.

**Notes for question 23 (page 7) – Enter the correct number in the box in question 23.**

Enter **1** for 1st bachelor’s degree.  
 Enter **2** for 2nd bachelor’s degree.  
 Enter **3** for associate degree (occupational or technical program).  
 Enter **4** for associate degree (general education or transfer program).  
 Enter **5** for certificate or diploma for completing an occupational, technical, or educational program of less than two years.  
 Enter **6** for certificate or diploma for completing an occupational, technical, or educational program of at least two years.  
 Enter **7** for teaching credential program (nondegree program).  
 Enter **8** for graduate or professional degree.  
 Enter **9** for other/undecided.

**Notes for question 24 (page 7) – Enter the correct number in the box in question 24.**

Enter **0** for never attended college & 1st year undergraduate.  
 Enter **1** for attended college before & 1st year undergraduate.  
 Enter **2** for 2nd year undergraduate/sophomore.  
 Enter **3** for 3rd year undergraduate/junior.  
 Enter **4** for 4th year undergraduate/senior.  
 Enter **5** for 5th year/other undergraduate.  
 Enter **6** for 1st year graduate/professional.  
 Enter **7** for continuing graduate/professional or beyond.

**Notes for question 25 (page 7) – Enter the correct number in the box in question 25.**

For undergraduates, an enrollment status of “full-time” generally means taking at least 12 credit hours in a term or 24 clock hours per week. “3/4-time” generally means taking at least 9 credit hours in a term or 18 clock hours per week. “Half-time” generally means taking at least 6 credit hours in a term or 12 clock hours per week. Provide this information about the college you are most likely to attend.

Enter **1** for full-time.  
 Enter **2** for three-quarter-time.  
 Enter **3** for half-time.  
 Enter **4** for less than half-time.  
 Enter **5** for don’t know.

**Notes for question 26 (page 7) – Enter the correct number in the box in question 26.**

Enter a number to indicate if you are interested in other types of student financial aid, in addition to grants.  
 Enter **1** for “work-study” (student aid that you earn through work).  
 Enter **2** for student loans (which you must pay back).  
 Enter **3** for both work-study and student loans.  
 Enter **4** for neither.  
 Enter **5** for don’t know.

**Notes for question 27 (page 7) – Enter the correct number in the box in question 27.**

Enter **1** for high school diploma  
 Enter **2** for General Educational Development (GED) certificate  
 Enter **3** for home schooled  
 Enter **4** for other

**Notes for questions 29–30 (page 7)**

Some states and colleges offer aid based on the level of schooling your parents completed.

**Notes for questions 33 c. and d. (page 8) and 77 c. and d. (page 9)**

If you filed or will file a foreign tax return, a tax return with Puerto Rico, another U.S. territory (e.g., Guam, American Samoa, the U.S. Virgin Islands, Swain’s Island, or the Northern Marianas Islands), or one of the freely associated states (i.e., the Republic of Palau, the Republic of the Marshall Islands, or the Federated States of Micronesia), use the information from that return to fill out this form. If you filed a foreign return, convert all figures to U.S. dollars, using the exchange rate that is in effect today. To view the daily exchange rate, go to [www.federalreserve.gov/releases/h10/update](http://www.federalreserve.gov/releases/h10/update).

**Notes for questions 34 (page 8) and 78 (page 9)**

In general, a person is eligible to file a 1040A or 1040EZ if he or she makes less than \$100,000, does not itemize deductions, does not receive income from his or her own business or farm, and does not receive alimony. A person is not eligible to file a 1040A or 1040EZ if he or she makes \$100,000 or more, itemizes deductions, receives income from his or her own business or farm, is self-employed, receives alimony, or is required to file Schedule D for capital gains. If you filed a 1040 only to claim Hope or Lifetime Learning credits, and you would have otherwise been eligible for a 1040A or 1040EZ, you should answer “Yes” to this question. If you filed a 1040 and were not required to file a tax return, you should answer “Yes” to this question.

**Notes for questions 37 (page 8)****and 81 (page 9) — Notes for those who filed a 1040EZ**

On the 1040EZ, if a person checked either the “you” or “spouse” box on line 5, use EZ worksheet line F to determine the number of exemptions (\$3,300 equals one exemption). If a person didn’t check either box on line 5, enter 01 if he or she is single, or 02 if he or she is married.

**Notes for questions 43–45 (page 8)****and 87–89 (page 10)**

By applying online at [www.fafsa.ed.gov](http://www.fafsa.ed.gov), you may be eligible to skip some questions. If you do not apply online, you will not be penalized for completing questions 43–45 and 87–89 on the paper FAFSA.

Net worth means current value minus debt. If net worth is one million dollars or more, enter \$999,999. If net worth is negative, enter 0.

**Investments include** real estate (do not include the home you live in), trust funds, UGMA and UTMA accounts, money market funds, mutual funds, certificates of deposit, stocks, stock options, bonds, other securities, Coverdell savings accounts, 529 college savings plans, the refund value of 529 state prepaid tuition plans, installment and land sale contracts (including mortgages held), commodities, etc. For more information about reporting education savings plans, call 1-800-433-3243. Investment value means the current balance or market value of these investments as of today. Investment debt means only those debts that are related to the investments.

**Investments do not include** the home you live in, the value of life insurance, retirement plans (pension funds, annuities, non-education IRAs, Keogh plans, etc.) or cash, savings, and checking accounts already reported in 43 and 87.

**Note:** Students who must report parental information on this form should report all qualified educational benefits or education savings accounts owned by the parents—including Coverdell savings accounts, 529 college savings plans, and the refund value of 529 state prepaid tuition plans—in question 88. If the account is owned by a student who must report parental information, the value of the account is not to be reported. If the account is owned by a student (or the student’s spouse) who is not reporting parental information, the value is to be reported as an investment in question 44.

**Business and/or investment farm value includes** the market value of land, buildings, machinery, equipment, inventory, etc. Business and/or investment farm debt means only those debts for which the business or investment farm was used as collateral.

**Do not include** the value of a family farm that you (your spouse and/or your parents) live on and operate. **Do not include** the value of a small business that you (your spouse and/or your parents) own and control and that has 100 or fewer full-time or full-time equivalent employees.

**Notes for question 54 (page 8)**

Answer “**Yes**” if you are currently serving in the U.S. Armed Forces or are a National Guard or Reserves enlistee who is on active duty for other than state or training purposes.

Answer “**No**” if you are a National Guard or Reserves enlistee who is on active duty for state or training purposes.

**Notes for question 55 (page 8)**

Answer “**Yes**” (you are a veteran) if you (1) have engaged in active duty in the U.S. Armed Forces (Army, Navy, Air Force, Marines or Coast Guard) or are a National Guard or Reserve enlistee who was called to active duty for purposes other than training, or were a cadet or midshipman at one of the service academies, **and** (2) were released under a condition other than dishonorable. Also answer “**Yes**” if you are not a veteran now but will be one by June 30, 2009.

Answer “**No**” (you are not a veteran) if you (1) have never engaged in active duty in the U.S. Armed Forces, (2) are currently an ROTC student or a cadet or midshipman at a service academy, or (3) are a National Guard or Reserves enlistee activated only for training.

Also answer “**No**” if you are currently serving in the U.S. Armed Forces and will continue to serve through June 30, 2009.

**Notes for questions 56–89 (pages 9 and 10) Step Four: Who is considered a parent in this step?**

Read these notes to determine who is considered a parent on this form. Answer all questions in Step Four about your parents, even if you do not live with them.

Grandparents, foster parents and legal guardians are not considered parents on this form unless they have legally adopted you.

If your parents are living and married to each other, answer the questions about them.

If your parent is widowed or single, answer the questions about that parent. If your widowed parent is remarried as of today, answer the questions about that parent and the person whom your parent married (your stepparent).

If your parents are divorced or separated, answer the questions about the parent you lived with more during the past 12 months. (If you did not live with one parent more than the other, give answers about the parent who provided more financial support during the past 12 months, or during the most recent year that you actually received support from a parent.) If this parent is remarried as of today, answer the questions on the rest of this form about that parent and the person whom your parent married (your stepparent).

**Notes for question 66 (page 9)**

Include in your parents’ household (see previous notes for who is considered a parent):

- your parents and yourself, even if you don’t live with your parents,

**Notes for question 66 (page 9) continued from page 3**

- your parents' other children if (a) your parents will provide more than half of their support from July 1, 2008, through June 30, 2009, or (b) the children could answer "No" to every question in Step Three on page 8 of this form, and
- other people if they now live with your parents, your parents provide more than half of their support, and your parents will continue to provide more than half of their support from July 1, 2008, through June 30, 2009.

**Notes for question 67 (page 9)**

Always count yourself as a college student. Do not include your parents. Include others only if they will attend, at least half-time in 2008–2009, a program that leads to a college degree or certificate.

**Notes for questions 71–75 (page 9)**

Mark an oval for each federal benefit program if you, your parents, or anyone in your parents' household received benefits from the program at any time during 2007. Use the Notes for question 66 to identify who is included in your parents' household. Answering these questions will not reduce your eligibility for student aid or these other federal benefits. The federal benefit programs are listed below:

71. Supplemental Security Income Program (SSI)
72. Food Stamp Program
73. Free or Reduced Price School Lunch Program
74. Temporary Assistance for Needy Families (TANF)
75. Special Supplemental Nutrition Program for Women, Infants, and Children (WIC)

**Notes for question 90 (page 10)**

Include in your (and your spouse's) household:

- yourself (and your spouse, if you have one),
- your children, if you will provide more than half of their support from July 1, 2008, through June 30, 2009, and
- other people if they now live with you, you provide more than half of their support, and you will continue to provide more than half of their support from July 1, 2008, through June 30, 2009.

**Notes for question 91 (page 10)**

Always count yourself as a college student. Include others only if they will attend, at least half-time in 2008–2009, a program that leads to a college degree or certificate.

**Notes for questions 92–96 (page 10)**

Mark an oval for each federal benefit program if you (or your spouse if you are married) or anyone in your household received benefits from the program at any time during 2007. Use the Notes for question 90 to identify who is included in your household. Answering these questions will not reduce your eligibility for student aid or these other federal benefits. The federal benefit programs are listed below:

92. Supplemental Security Income Program (SSI)
93. Food Stamp Program
94. Free or Reduced Price School Lunch Program
95. Temporary Assistance for Needy Families (TANF)
96. Special Supplemental Nutrition Program for Women, Infants, and Children (WIC)

**Information on the Privacy Act and use of your Social Security Number**

We use the information that you provide on this form to determine if you are eligible to receive federal student financial aid and the amount that you are eligible to receive. Sections 483 and 484 of the Higher Education Act of 1965, as amended, give us the authority to ask you and your parents these questions, and to collect the Social Security Numbers of you and your parents. We use your Social Security Number to verify your identity and retrieve your records, and we may request your Social Security Number again for those purposes.

State and institutional student financial aid programs may also use the information that you provide on this form to determine if you are eligible to receive state and institutional aid and the need that you have for such aid. Therefore, we will disclose the information that you provide on this form to each institution you list in questions 97a–97h, state agencies in your state of legal residence, and the state agencies of the states in which the colleges that you list in questions 97a–97h are located.

If you are applying solely for federal aid, you must answer all of the following questions that apply to you: 1–9, 14–16, 18, 21–22, 27–28, 31–36, 38–45, 48–56, 58–68, 71–80 82–96, and 98–99. If you do not answer these questions, you will not receive federal aid.

Without your consent, we may disclose information that you provide to entities under a published "routine use." Under such a routine use, we may disclose information to third parties that we have authorized to assist us in administering the above programs; to other federal agencies under computer matching programs, such as those with the Internal Revenue Service, Social Security Administration, Selective Service System, Department of Homeland Security, Department of Justice and Veterans Affairs; to your parents or spouse; and to members of Congress if you ask them to help you with student aid questions.

If the federal government, the U.S. Department of Education, or an employee of the U.S. Department of Education is involved in litigation, we may send information to the Department of Justice, or a court or adjudicative body, if the disclosure is related to financial aid and certain conditions are met. In addition, we may send your information to a foreign, federal, state, or local enforcement agency if the information that you submitted indicates a violation or potential violation of law, for which that agency has jurisdiction for investigation or prosecution. Finally, we may send information regarding a claim that is determined to be valid and overdue to a consumer reporting agency. This information includes identifiers from the record; the amount, status and history of the claim; and the program under which the claim arose.

**State Certification**

By submitting this application, you are giving your state financial aid agency permission to verify any statement on this form and to obtain income tax information for all persons required to report income on this form.

**The Paperwork Reduction Act of 1995**

The Paperwork Reduction Act of 1995 says that no one is required to respond to a collection of information unless it displays a valid OMB control number, which for this form is 1845-0001. The time required to complete this form is estimated to be one hour, including time to review instructions, search data resources, gather the data needed, and complete and review the information collection. If you have comments about this estimate or suggestions for improving this form, please write to: U.S. Department of Education, Washington DC 20202-4700.

We may request additional information from you to process your application more efficiently. We will collect this additional information only as needed and on a voluntary basis.



# Worksheets

Calendar Year 2007

Do not mail these worksheets in with your application.  
Keep these worksheets; your college may ask to see them.

Student/Spouse		Worksheet A		Parents	
Report Annual Amounts		Report Annual Amounts		Report Annual Amounts	
For question 40					For question 84
\$	Earned income credit from IRS Form 1040—line 66a; 1040A—line 40a; or 1040EZ—line 8a.	\$		\$	
\$	Additional child tax credit from IRS Form 1040—line 68 or 1040A—line 41	\$		\$	
\$	Welfare benefits, including Temporary Assistance for Needy Families (TANF). Don't include food stamps or subsidized housing.	\$		\$	
\$	Social Security benefits received, for all household members as reported in question 90 (or 66 for your parents), that were not taxed (such as SSI). Report benefits paid to parents in the Parents column, and benefits paid directly to student (or spouse) in the Student/Spouse column.	\$		\$	
\$	—Enter in question 40.		Enter in question 84.	\$	

Student/Spouse		Worksheet B		Parents	
Report Annual Amounts		Report Annual Amounts		Report Annual Amounts	
For question 41					For question 85
\$	Payments to tax-deferred pension and savings plans (paid directly or withheld from earnings), including, but not limited to, amounts reported on the W-2 Form in Boxes 12a through 12d, codes D, E, F, G, H and S	\$		\$	
\$	IRA deductions and payments to self-employed SEP, SIMPLE, and Keogh and other qualified plans from IRS Form 1040—line 28 + line 32 or 1040A—line 17	\$		\$	
\$	Child support received for all children. Don't include foster care or adoption payments.	\$		\$	
\$	Tax exempt interest income from IRS Form 1040—line 8b or 1040A—line 8b	\$		\$	
\$	Foreign income exclusion from IRS Form 2555—line 45 or 2555EZ—line 18	\$		\$	
\$	Untaxed portions of IRA distributions from IRS Form 1040—lines (15a minus 15b) or 1040A—lines (11a minus 11b). Exclude rollovers. If negative, enter a zero here.	\$		\$	
\$	Untaxed portions of pensions from IRS Form 1040—lines (16a minus 16b) or 1040A—lines (12a minus 12b). Exclude rollovers. If negative, enter a zero here.	\$		\$	
\$	Credit for federal tax on special fuels from IRS Form 4136—line 20 (nonfarmers only)	\$		\$	
\$	Housing, food and other living allowances paid to members of the military, clergy and others (including cash payments and cash value of benefits)	\$		\$	
\$	Veterans noneducation benefits such as Disability, Death Pension, or Dependency & Indemnity Compensation (DIC), and/or VA Educational Work-Study allowances	\$		\$	
\$	Other untaxed income not reported elsewhere on Worksheets A and B, such as workers' compensation, untaxed portions of railroad retirement benefits, Black Lung Benefits, disability, etc. Tax filers only: report combat pay not included in AGI (FAFSA questions 35 and 79). Don't include student aid, Workforce Investment Act educational benefits, combat pay if you are not a tax filer, or benefits from flexible spending arrangements (e.g., cafeteria plans).	\$		\$	
\$	Money received, or paid on your behalf (e.g., bills), not reported elsewhere on this form				XXXXXXXXXX
\$	—Enter in question 41.		Enter in question 85.	\$	

Student/Spouse		Worksheet C		Parents	
Report Annual Amounts		Report Annual Amounts		Report Annual Amounts	
For question 42					For question 86
\$	Education credits (Hope and Lifetime Learning tax credits) from IRS Form 1040—line 50 or 1040A—line 31	\$		\$	
\$	Child support paid because of divorce or separation or as a result of a legal requirement. Don't include support for children in your (or your parents') household, as reported in question 90 (or question 66 for your parents).	\$		\$	
\$	Taxable earnings from need-based employment programs, such as Federal Work-Study and need-based employment portions of fellowships and assistantships	\$		\$	
\$	Student grant and scholarship aid reported to the IRS in your (or your parents') adjusted gross income. Includes AmeriCorps benefits (awards, living allowances and interest accrual payments), as well as grant or scholarship portions of fellowships and assistantships.	\$		\$	
\$	—Enter in question 42.		Enter in question 86.	\$	



## What is the FAFSA?



### Why fill out a FAFSA?

The FAFSA (*Free Application for Federal Student Aid*) is the first step in the financial aid process. You use it to apply for federal student financial aid, such as grants, loans and work-study. In addition, most states and colleges use information from the FAFSA to award non-federal aid.

### Why all the questions?

We enter your responses to the FAFSA questions into a formula from the Higher Education Act of 1965, as amended. The result is your Expected Family Contribution, or EFC. The EFC measures your family's financial strength. It is used to determine your eligibility for federal student aid. Your state and the colleges you list may also use some of your responses. They will determine if you may be eligible for school or state aid, in addition to federal aid.

### How do I find out what my Expected Family Contribution (EFC) is?

We will send you a report called a *Student Aid Report*, or SAR, through the mail or the Internet. The SAR lists the information you reported on your FAFSA and will tell you your EFC. It is important to review your SAR when you receive it. Make sure all of your information is correct. Make any necessary changes or provide additional information.

### How much aid do I get?

Your EFC, along with the rest of your FAFSA information, is made available to all the colleges you list in Step Six of the FAFSA. The colleges use your EFC to prepare a financial aid package to help you meet your financial need. Financial need is the difference between your EFC and your college's cost of attendance (which can include living expenses), as determined by the college. If you or your family have special circumstances that should be taken into account, contact your college's financial aid office. Some examples of special circumstances are: unusual medical or dental expenses or a large change in income from last year to this year.

### When do I get the aid?

Any financial aid you are eligible to receive will be paid to you through your college. Typically, your college will first use the aid to pay tuition, fees, and room and board (if provided by the college). Any remaining aid is paid to you for your other educational expenses.

If you are eligible for a Federal Pell Grant, you may receive it from only one college for the same period of enrollment.

### How can I have more colleges receive my FAFSA information?

If you are filing a paper FAFSA, you can indicate up to four colleges to receive your information. You may add more colleges to your record once your FAFSA is processed. There are three ways to do this.

1. If you have a Federal Student Aid PIN, go to *FAFSA on the Web* at [www.fafsa.ed.gov](http://www.fafsa.ed.gov). Select the "Add or Delete a School Code" link to add school codes to your FAFSA.
2. If you do not have a PIN, wait until you receive your *Student Aid Report* (SAR) either by e-mail or by postal mail. Look for the four-digit Data Release Number (DRN) on the first page of your SAR, and then call 1-800-4-FED-AID (1-800-433-3243). The DRN, along with your name and Social Security number, verifies your identity and allows a customer service representative to add additional school codes to your FAFSA.
3. The financial aid administrator at your college can add their school code to your FAFSA, if you provide the college with your DRN.

Note: Your FAFSA information can only be sent to six colleges at a time. If you need information to go to more than six colleges, you can use *FAFSA on the Web* or the FED-AID phone number to add up to six new school codes to your FAFSA. However, if you exceed the six-college limit, any new school codes that you add will replace the same number of original school codes.

### Where can I get more information on student aid?

The best place for information about student financial aid is the financial aid office at the college you plan to attend. The financial aid administrator can tell you about student aid available from your state, the college itself, and other sources.

#### You can also check out these resources:

- [www.FederalStudentAid.ed.gov](http://www.FederalStudentAid.ed.gov)
- [www.students.gov](http://www.students.gov)
- The Federal Student Aid Information Center at 1-800-4-FED-AID (1-800-433-3243)  
TTY users (for the hearing-impaired) may call 1-800-730-8913
- Your high school counselor's office
- Your state aid agency
- Your local library's reference section

*There may be information available from foundations, religious organizations, community organizations and civic groups, as well as organizations related to your field of interest, such as the American Medical Association or American Bar Association. Check with your parents' employers or unions to see if they award scholarships or have tuition payment plans.*



FREE APPLICATION FOR FEDERAL STUDENT AID  
**July 1, 2008 — June 30, 2009**



OMB # 1845-0001

**Step One:** For questions 1–30, leave blank any questions that do not apply to you (the student).

Your full name (exactly as it appears on your Social Security card)

1. Last name  2. First name  3. Middle initial

Your permanent mailing address

4. Number and street (include apt. number)

5. City (and country if not U.S.)  6. State  7. ZIP code

8. Your Social Security Number  9. Your date of birth  10. Your permanent telephone number

11. Your driver's license number  12. Your driver's license state

13. Your e-mail address See Notes page 2

14. Are you a U.S. citizen? Mark one. See Notes page 2.  
 a. Yes, I am a U.S. citizen (U.S. national). Skip to question 16.  1  
 b. No, but I am an eligible noncitizen. Fill in question 15.  2  
 c. No, I am not a citizen or eligible noncitizen.  3

15. Alien Registration Number

16. What is your marital status as of today? See Notes page 2.  
 I am single, divorced or widowed  1  
 I am married/remarried  2  
 I am separated  3

17. Month and year you were married, separated, divorced or widowed  
 MONTH YEAR

18. What is your state of legal residence? STATE

19. Did you become a legal resident of this state before January 1, 2003? Yes  1 No  2

20. If the answer to question 19 is "No," give month and year you became a legal resident.  
 MONTH YEAR

21. Are you male or female? (Most male students must register with Selective Service to get federal aid.) Male  1 Female  2

22. If you are male (age 18–25) and not registered, answer "Yes" and Selective Service will register you. Yes  1 No  2

23. What degree or certificate will you be working on during the 2008–2009 school year? See Notes page 2 and enter the correct number in the box.

24. What will be your grade level when you begin the 2008–2009 school year? See Notes page 2 and enter the correct number in the box.

25. At the start of the 2008–2009 school year, what do you expect your enrollment status to be? See Notes page 2 and enter the correct number in the box.

26. What types of student aid interest you? See Notes page 2 and enter the correct number in the box.

27. If you will complete high school or its equivalent before you begin the 2008–2009 school year, enter the correct number in the box. See Notes page 2.

28. Will you have your first bachelor's degree before July 1, 2008? Yes  1 No  2

29. Highest school your father completed: Middle School/Jr. High  1 High School  2 College or beyond  3 Other/unknown  4

30. Highest school your mother completed: Middle School/Jr. High  1 High School  2 College or beyond  3 Other/unknown  4

31. Do not leave this question blank. Have you been convicted for the possession or sale of illegal drugs for an offense that occurred while you were receiving federal student aid (such as grants, loans, or work-study)? If you have, answer "Yes," complete and submit this application, and we will send you a worksheet in the mail for you to determine if your conviction affects your eligibility for aid. If you are unsure how to answer this question, call 1-800-433-3243 for help. No  1 Yes  3



DRAFT

**Step Two:** Answer questions 32–55 about yourself (the student). If you are married as of today, include information about your spouse (your husband or wife). If you are single, separated, divorced or widowed, answer only about yourself.

32. For 2007, have you (the student) completed your IRS income tax return or another tax return listed in question 33?  
 a. I have already completed my return.  1      b. I will file, but I have not yet completed my return.  2      c. I'm not going to file. (Skip to question 38.)  3

33. What income tax return did you file or will you file for 2007?  
 a. IRS 1040 .....  1      c. A foreign tax return. **See Notes page 2.** .....  3  
 b. IRS 1040A or 1040EZ.....  2      d. A tax return with Puerto Rico, another U.S. territory or freely associated state. **See Notes page 2.** .....  4

34. If you have filed or will file a 1040, were you eligible to file a 1040A or 1040EZ? **See Notes page 2.**      Yes  1      No  2      Don't Know  3

For questions 35–47, if the answer is zero or the question does not apply to you, enter 0.

35. What was your (and spouse's) adjusted gross income for 2007? Adjusted gross income is on IRS Form 1040—line 37; 1040A—line 21; or 1040EZ—line 4.      \$    ,

36. Enter your (and spouse's) income tax for 2007. Income tax amount is on IRS Form 1040—line 57; 1040A—line 35; or 1040EZ—line 11.      \$    ,

37. Enter your (and spouse's) exemptions for 2007. Exemptions are on IRS Form 1040—line 6d or on Form 1040A—line 6d. For Form 1040EZ, see **Notes page 3.**     

38-39. How much did you (and spouse) earn from working (wages, salaries, tips, combat pay, etc.) in 2007? Answer this question whether or not you filed a tax return. This information may be on your W-2 forms, or on IRS Form 1040—lines 7 + 12 + 18 + Box 14 of IRS Schedule K-1 (Form 1065); 1040A—line 7; or 1040EZ—line 1.  
 You (38)      \$    ,     
 Your Spouse (39)      \$    ,

**Student (and Spouse) Worksheets (40–42)**  
 40-42. Go to **Page 5** and complete the columns on the left of Worksheets A, B, and C. Enter the student (and spouse) totals in questions 40, 41 and 42, respectively. Even though you may have few of the Worksheet items, check each line carefully.  
 Worksheet A (40)      \$    ,     
 Worksheet B (41)      \$    ,     
 Worksheet C (42)      \$    ,

43. As of today, what is your (and spouse's) total current balance of cash, savings, and checking accounts? Do not include student financial aid.      \$    ,

44. As of today, what is the net worth of your (and spouse's) investments, including real estate (not your home)? Net worth means current value minus debt. **See Notes page 3.**      \$    ,

45. As of today, what is the net worth of your (and spouse's) current businesses and/or investment farms? For a family farm or family business, see **Notes page 3.**      \$    ,

46-47. If you receive veterans education benefits, for how many months from July 1, 2008, through June 30, 2009, will you receive these benefits, and what amount will you receive per month? Do not include your spouse's veterans education benefits.  
 Months (46)         
 Monthly Amount (47)      \$    ,

**Step Three:** Answer all eight questions (48-55) in this step.

48. Were you born before January 1, 1985? .....      Yes  1      No  2

49. At the beginning of the 2008–2009 school year, will you be working on a master's or doctorate program (such as an MA, MBA, MD, JD, PhD, EdD, or graduate certificate, etc.)? .....      Yes  1      No  2

50. As of today, are you married? (Answer "Yes" if you are separated but not divorced.) .....      Yes  1      No  2

51. Do you have children who receive more than half of their support from you? .....      Yes  1      No  2

52. Do you have dependents (other than your children or spouse) who live with you and who receive more than half of their support from you, now and through June 30, 2009? .....      Yes  1      No  2

53. Are (a) both of your parents deceased, or (b) are you (or were you until age 18) a ward/dependent of the court? .....      Yes  1      No  2

54. Are you currently serving on active duty in the U.S. Armed Forces for purposes other than training? **See Notes page 3.** .....      Yes  1      No  2

55. Are you a veteran of the U.S. Armed Forces? **See Notes page 3.** .....      Yes  1      No  2

If you (the student) answered "No" to every question in Step Three, go to Step Four.  
 If you answered "Yes" to any question in Step Three, skip Step Four and go to Step Five on page 10.  
 (Health Profession Students: Your college may require you to complete Step Four even if you answered "Yes" to any Step Three question.)



**Step Four:** Complete this step if you (the student) answered “No” to all questions in Step Three. Go to Notes page 3 to determine who is a parent for this step.

56. What is your parents' marital status as of today? Married/Remarried ..... <input type="radio"/> 1 Divorced/Separated ..... <input type="radio"/> 3 Single ..... <input type="radio"/> 2 Widowed ..... <input type="radio"/> 4		57. Month and year they were married, separated, divorced or widowed MONTH YEAR MMYYYY
What are the Social Security Numbers, names and dates of birth of the parents reporting information on this form? If your parent does not have a Social Security Number, you must enter 000-00-0000.		
58. FATHER'S/STEPFATHER'S SOCIAL SECURITY NUMBER [ ][ ][ ] - [ ][ ] - [ ][ ][ ][ ]	59. FATHER'S/STEPFATHER'S LAST NAME, AND [ ][ ][ ][ ][ ][ ][ ][ ][ ][ ][ ][ ][ ][ ][ ][ ]	60. FIRST INITIAL [ ][ ]
61. FATHER'S/STEPFATHER'S DATE OF BIRTH MMDD19YY [ ][ ][ ][ ] 19 [ ][ ][ ]		
62. MOTHER'S/STEPMOTHER'S SOCIAL SECURITY NUMBER [ ][ ][ ] - [ ][ ] - [ ][ ][ ][ ]	63. MOTHER'S/STEPMOTHER'S LAST NAME, AND [ ][ ][ ][ ][ ][ ][ ][ ][ ][ ][ ][ ][ ][ ][ ][ ]	64. FIRST INITIAL [ ][ ]
65. MOTHER'S/STEPMOTHER'S DATE OF BIRTH MMDD19YY [ ][ ][ ][ ] 19 [ ][ ][ ]		
66. Go to Notes page 3 to determine how many people are in your parents' household. Enter that number here. [ ][ ]	67. Go to Notes page 4 to determine how many in question 66 (exclude your parents) will be college students between July 1, 2008, and June 30, 2009. Enter that number here. [ ]	
68. What is your parents' state of legal residence? STATE [ ][ ]	69. Did your parents become legal residents of this state before January 1, 2003? Yes <input type="radio"/> 1 No <input type="radio"/> 2	70. If the answer to question 69 is “No,” give month and year legal residency began for the parent who has lived in the state the longest. MONTH YEAR MMYYYY
In 2007, did you, your parents, or anyone in your parents' household (from question 66) receive benefits from any of the federal benefit programs listed? Mark all the programs that apply. See Notes page 4.		
		71. Supplemental Security Income <input type="radio"/>
		72. Food Stamps <input type="radio"/>
		73. Free or Reduced Price Lunch <input type="radio"/>
		74. TANF <input type="radio"/>
		75. WIC <input type="radio"/>
76. For 2007, have your parents completed their IRS income tax return or another tax return listed in question 77?		
a. My parents have already completed their return. <input type="radio"/> 1                      b. My parents will file, but they have not yet completed their return. <input type="radio"/> 2                      c. My parents are not going to file. (Skip to question 82.) <input type="radio"/> 3		
77. What income tax return did your parents file or will they file for 2007?		
a. IRS 1040 ..... <input type="radio"/> 1      c. A foreign tax return. See Notes page 2. .... <input type="radio"/> 3 b. IRS 1040A or 1040EZ ..... <input type="radio"/> 2      d. A tax return with Puerto Rico, another U.S. territory or freely associated state. See Notes page 2. .... <input type="radio"/> 4		
78. If your parents have filed or will file a 1040, were they eligible to file a 1040A or 1040EZ? See Notes page 2.      Yes <input type="radio"/> 1      No <input type="radio"/> 2      Don't Know <input type="radio"/> 3		
For questions 79–89, if the answer is zero or the question does not apply, enter 0.		
79. What was your parents' adjusted gross income for 2007? Adjusted gross income is on IRS Form 1040—line 37; 1040A—line 21; or 1040EZ—line 4.	\$	[ ][ ][ ], [ ][ ][ ]
80. Enter your parents' income tax for 2007. Income tax amount is on IRS Form 1040—line 57; 1040A—line 35; or 1040EZ—line 11.	\$	[ ][ ][ ], [ ][ ][ ]
81. Enter your parents' exemptions for 2007. Exemptions are on IRS Form 1040—line 6d or on Form 1040A—line 6d. For Form 1040EZ, see Notes page 3.		[ ][ ]
82-83. How much did your parents earn from working (wages, salaries, tips, combat pay, etc.) in 2007? Answer this question whether or not they filed a tax return. This information may be on their W-2 forms, or on IRS Form 1040—lines 7 + 12 + 18 + Box 14 of IRS Schedule K-1 (Form 1065); 1040A—line 7; or 1040EZ—line 1.	Father / Stepfather (82)	\$ [ ][ ][ ], [ ][ ][ ]
	Mother / Stepmother (83)	\$ [ ][ ][ ], [ ][ ][ ]
Parent Worksheets (84–86)		
84-86. Go to page 5 and complete the columns on the right of Worksheets A, B, and C. Enter the parents' totals in questions 84, 85 and 86, respectively. Even though your parents may have few of the Worksheet items, check each line carefully.	Worksheet A (84)	\$ [ ][ ][ ], [ ][ ][ ]
	Worksheet B (85)	\$ [ ][ ][ ], [ ][ ][ ]
	Worksheet C (86)	\$ [ ][ ][ ], [ ][ ][ ]

87. As of today, what is your parents' total current balance of cash, savings, and checking accounts? \$    ,

88. As of today, what is the net worth of your parents' investments, including real estate (not your parents' home)? Net worth means current value minus debt. See Notes page 3. \$    ,

89. As of today, what is the net worth of your parents' current businesses and/or investment farms? For a family farm or family business, see Notes page 3. \$    ,

**Step Five:** Complete this step only if you (the student) answered "Yes" to any Step Three question.

90. Go to Notes page 4 to determine how many people are in your (and your spouse's) household. Enter that number here.

91. Go to Notes page 4 to determine how many people in question 90 will be college students, attending at least half-time between July 1, 2008, and June 30, 2009. Enter that number here.

In 2007, did you (or your spouse) or anyone in your household (from question 90) receive benefits from any of the federal benefit programs listed? Mark all that apply. See Notes page 4.

92. Supplemental Security Income  93. Food Stamps  94. Free or Reduced Price Lunch  95. TANF  96. WIC

**Step Six:** Indicate which colleges you want to receive your FAFSA information.

Enter the six-digit federal school code and your housing plans. Look for the federal school codes at [www.fafsa.ed.gov](http://www.fafsa.ed.gov), at your college financial aid office, at your public library, or by asking your high school guidance counselor. If you cannot get the federal school code, write in the complete name, address, city and state of the college. For state aid, you may wish to list your preferred college first. To have more colleges receive your FAFSA information, read *What is the FAFSA?* on the back cover.

97.a       OR NAME OF COLLEGE  STATE  HOUSING PLANS 97.b on campus  1  
off campus  2  
with parent  3

97.c       OR NAME OF COLLEGE  STATE  97.d on campus  1  
off campus  2  
with parent  3

97.e       OR NAME OF COLLEGE  STATE  97.f on campus  1  
off campus  2  
with parent  3

97.g       OR NAME OF COLLEGE  STATE  97.h on campus  1  
off campus  2  
with parent  3

**Step Seven:** Read, sign and date.

If you are the student, by signing this application you certify that you (1) will use federal and/or state student financial aid only to pay the cost of attending an institution of higher education, (2) are not in default on a federal student loan or have made satisfactory arrangements to repay it, (3) do not owe money back on a federal student grant or have made satisfactory arrangements to repay it, (4) will notify your college if you default on a federal student loan and (5) will not receive a Federal Pell Grant from more than one college for the same period of time.

If you are the parent or the student, by signing this application you agree, if asked, to provide information that will verify the accuracy of your completed form. This information may include U.S. or state income tax forms that you filed or are required to file. Also, you certify that you understand that the Secretary of Education has the authority to verify information reported on this application with the Internal Revenue Service and other federal agencies. If you sign any document related to the federal student aid programs electronically using a Personal Identification Number (PIN), you certify that you are the person identified by the PIN and have not disclosed that PIN to anyone else. If you purposely give false or misleading information, you may be fined up to \$20,000, sent to prison, or both.

98. Date this form was completed.     2008  or 2009

99. Student (Sign below)

1

Parent (A parent from Step Four sign below)

2

If this form was filled out by someone other than you, your spouse or your parents, that person must complete this part.

Preparer's name, firm and address

100. Preparer's Social Security Number (or 101)  -  -

101. Employer ID number (or 100)  -

102. Preparer's signature and date

COLLEGE USE ONLY: Federal School Code

D/O  1

FAA Signature

1

DATA ENTRY USE ONLY:  P  \*  L  E



# APPENDIX B

## Sources of Additional Information Useful Web Sites


### Telephone Help: The Federal Student Aid Information Center

For information on any federal student aid program discussed in this handbook, you or your students may call the Federal Student Aid Information Center (FSAIC):

**1-800-4-FED-AID (1-800-433-3243)**—a toll-free number  
**319-337-5665**—for those (e.g., international callers) without access to the toll-free number

TTY: **1-800-730-8913**—a toll-free number for the hearing impaired

The FSAIC helps callers by

- helping complete the *Free Application for Federal Student Aid* (FAFSA),
- resetting the student's *FAFSA on the Web* password if the student forgets it, 
- explaining the *Student Aid Report* (SAR) produced from the FAFSA and how to make corrections,
- checking on the processing status of the FAFSA,
- changing the student's address or the schools that receive the student's information (the student will need the Data Release Number [DRN] from his or her SAR or SAR *Acknowledgement*),
- explaining who is eligible for federal student aid,
- explaining how federal student aid is awarded and paid, and
- mailing requested publications.

The FSAIC is NOT able to

- make policy,
- expedite the federal student aid application process,
- discuss a student's federal student aid file with an unauthorized person, or
- influence an individual school's financial aid policies.

A high school student's best initial sources of information on federal student aid are *Funding Education Beyond High School: The Guide to Federal Student Aid* (formerly *The Student Guide*), [www.FederalStudentAid.ed.gov](http://www.FederalStudentAid.ed.gov), high school and TRIO counselors, and postsecondary school financial aid administrators.

### Sites for Students

#### *Student Aid on the Web*

If you or your students have access to the Internet, you can consult our Web site, *Student Aid on the Web*. The site offers college-bound students and their families a single source of free information on choosing a career, selecting a school, and identifying resources to pay for school. Comprehensive career and college search tools allow the user to input interests, hobbies and educational experience. In return, the site provides related career choices and a list of postsecondary schools that offer corresponding majors. The user can take an online tour of his or her chosen school and apply online without ever leaving the site. Another popular tool is the free scholarship search. With the feature "My FSA," the user can create a personalized folder to record interests, career and college search results, and any relevant personal information. The user can then track his or her progress in the college planning and application process, prepopulate fields on the FAFSA, and compare award letters from schools. *Student Aid on the Web* is at [www.FederalStudentAid.ed.gov](http://www.FederalStudentAid.ed.gov).

#### *Other Student Sites*

- *FAFSA on the Web*—The official online application is at [www.fafsa.ed.gov](http://www.fafsa.ed.gov).
- PIN site—Students can apply for the personal identification number needed to sign the online FAFSA at [www.pin.ed.gov](http://www.pin.ed.gov).
- Federal school codes (to be entered on the FAFSA) can be found at [www.fafsa.ed.gov](http://www.fafsa.ed.gov).
- *Think College? Me? Now?*—A popular resource for students in middle school and junior high. It explains why students should consider college, how to prepare academically, and how to pay for college. The text is at [www.ed.gov/pubs/CollegeMeNow](http://www.ed.gov/pubs/CollegeMeNow). (The URL is case-sensitive.)
- *College Opportunities On-Line* (COOL), a site linking to over 7,000 colleges and universities, allows the student to search for a school by name, location, program, degree offerings, or a combination of criteria. It is at [www.nces.ed.gov/ipeds/cool](http://www.nces.ed.gov/ipeds/cool).

- **students.gov**—The site has a multitude of links to help students plan for their education and find financial aid. Included are links to state financial aid sources and to federal government agencies that provide funds for college. The site is at [www.students.gov](http://www.students.gov).
- Vocational rehabilitation state agency list—For an agency in your state, visit [www.jan.wvu.edu/sbses/vocrehab.htm](http://www.jan.wvu.edu/sbses/vocrehab.htm).
- *Tax Information for Students*—Has federal income tax credit information and other useful information for students at [www.irs.gov/individuals/students/index.html](http://www.irs.gov/individuals/students/index.html).
- AmeriCorps—Details about a variety of national service options and how students can earn financial awards to be used for education are at [www.americorps.org](http://www.americorps.org).
- U.S. Department of Health and Human Services financial aid for college or professional school is described at [www.hhs.gov/grants/index.shtml#education](http://www.hhs.gov/grants/index.shtml#education) and at [www.bhpr.hrsa.gov/dsa](http://www.bhpr.hrsa.gov/dsa).
- GI Bill benefits—The U.S. Department of Veterans Affairs offers extensive information about education benefits for veterans and their families at [www.gibill.va.gov](http://www.gibill.va.gov).
- U.S. Army loan repayment program—Students can learn how enlistment in the Army or Army Reserve can lead to assistance with repayment of federal student loans at [www.goarmy.com/benefits/education.jsp](http://www.goarmy.com/benefits/education.jsp).
- State higher education agencies—A list is at [http://wdcrobcop01.ed.gov/programs/erod/org\\_list.cfm?category\\_cd=sgt](http://wdcrobcop01.ed.gov/programs/erod/org_list.cfm?category_cd=sgt).
- Scholarship scam avoidance—A student considering using a for-fee scholarship advice service can research the company on the Better Business Bureau Web site at [www.bbb.com](http://www.bbb.com).
- Scholarship scam complaints—A student who has been a victim of financial aid fraud should complain to all of the following entities:
  - ▶ The Better Business Bureau at [www.bbb.com](http://www.bbb.com)
  - ▶ The Federal Trade Commission at [www.ftc.gov/scholarshipcams](http://www.ftc.gov/scholarshipcams)
  - ▶ The U.S. Department of Education Office of Inspector General at [www.ed.gov/misused](http://www.ed.gov/misused)
  - ▶ The U.S. Postal Inspection Service Fraud Complaint Unit (if the company's offer arrived by mail) at [www.usps.com/postalinspectors](http://www.usps.com/postalinspectors)
  - ▶ A state attorney general's office, which will be listed at [www.naag.org/ag/full\\_ag\\_table.php](http://www.naag.org/ag/full_ag_table.php)
- Selective Service System—Draft registration and information about Selective Service is available at [www.sss.gov](http://www.sss.gov).
- *Occupational Outlook Handbook*—An encyclopedia of careers describing a range of occupations. Students can learn what to expect from a job, including the nature of the work, training needed, and earnings. A free search is at [www.bls.gov/oco](http://www.bls.gov/oco).

## Sites for Counselors and Mentors

- *FSA for Counselors*—Provides federal student aid information especially for middle school, high school and TRIO counselors. Includes access to publications, including a PDF of the *Federal School Code List*; training information; announcements; a PowerPoint financial aid presentation; and ways to promote federal student aid and college access. Visit the site at [www.fsa4counselors.ed.gov](http://www.fsa4counselors.ed.gov).
- FAFSA demonstration site—Allows counselors to increase their own understanding of *FAFSA on the Web* and to show it to students and parents before they apply. When you visit the site, you will be prompted for a user name. Enter **eddemo**. The password is **fafsatest**. The site is at <http://fafsademo.test.ed.gov>.
- FSA COACH is a comprehensive introductory Web-based course that teaches the concepts and procedures involved in managing the federal student aid programs. To access FSA COACH, go to [www.ed.gov/offices/OSFAP/fsacoach](http://www.ed.gov/offices/OSFAP/fsacoach). (The URL is case-sensitive.)

### DID YOU KNOW ...

*If you work with Spanish-speaking students or parents and need to produce written informational materials for them, you can access an English-Spanish glossary of terms. The glossary, developed by a consortium of higher education organizations, aims to promote greater consistency in the vocabulary used in Spanish-language materials about higher education. You can access the glossary at [www.fsa4counselors.ed.gov](http://www.fsa4counselors.ed.gov).*

- FSAPubs—Provides counselors a single order point for all Federal Student Aid publications, offering single or bulk orders. See “Free Informational Materials” on page 41 for more information. FSAPubs is at [www.FSAPubs.org](http://www.FSAPubs.org).
- TRIO program information—The TRIO programs help prepare disadvantaged students for successful entry into, retention in and completion of postsecondary education. TRIO information is at [www.ed.gov/about/offices/list/ope/trio/index.html](http://www.ed.gov/about/offices/list/ope/trio/index.html).
- GEAR UP information—GEAR UP is an early-intervention initiative designed to encourage low-income students to have high expectations, stay in school, study hard and take the right courses to prepare for college. Learn more about GEAR UP at [www.ed.gov/gearup](http://www.ed.gov/gearup).
- *Information for Financial Aid Professionals (IFAP)*—A library of federal student aid information, geared toward



college financial aid administrators. High school, TRIO and GEAR UP counselors who regularly help students apply for aid might find the Federal Student Aid Handbook particularly useful, especially in finding detailed information about student eligibility criteria. IFAP is at [www.ifap.ed.gov](http://www.ifap.ed.gov).

- *Fathers Matter!* offers a kit for educators and other professionals working to increase family involvement in education. The kit suggests strategies for involving fathers in children's learning at home, at school and in the community. Download the kit at [www.ed.gov/pubs/parents/fathers](http://www.ed.gov/pubs/parents/fathers).

### Sites for Parents

- *Managing the Price of College* shows how families in various income groups manage to pay for college. This online resource is at [www.ed.gov/pubs/collegecosts](http://www.ed.gov/pubs/collegecosts).
- The College Savings Plans Network provides a guide to state college savings plans and prepaid tuition programs and their tax implications at [www.collegesavings.org](http://www.collegesavings.org).
- The White House Initiative on Educational Excellence for Hispanic Americans has a bilingual site with information for parents on college preparation. Send your students' parents to [www.yesican.gov](http://www.yesican.gov) or [www.yosipuedo.gov](http://www.yosipuedo.gov).
- The Congressional Hispanic Caucus Institute has created a site with sections for high school students, college students, and parents. The parent section is available in both English and Spanish and includes information on planning for the child's education. Free publications for students and parents can be ordered from the site: [www.chciyouth.org](http://www.chciyouth.org).

## Free Informational Materials

### Automatic Shipments of Publications

Each autumn, the *Counselors and Mentors Handbook* is shipped automatically to high schools, TRIO programs and GEAR UP programs on the Federal Student Aid mailing list. At the time this book went to print, Federal Student Aid also planned to send a packet of *FAFSA on the Web* information. See below to learn how to order additional quantities of these items as well as other publications.

### Ordering Publications and Videos

The publications listed below are available for counselors and mentors to order at the Federal Student Aid Publications Ordering System (FSAPubs) Web site at [www.FSAPubs.org](http://www.FSAPubs.org).

At the site, you will be asked for your ML (mailing list) number, which you can find on the mailing label of any shipment you receive from FSAPubs. If you don't know your ML number, call **1-800-394-7084** to find out what it is. If you do not have Internet access, you may call that same number to place orders for publications.

Students may order publications for themselves at [www.edpubs.org](http://www.edpubs.org) or by contacting the Federal Student Aid Information Center:

#### FSAIC


P.O. Box 84  
Washington, DC 20044

**1-800-4-FED-AID (1-800-433-3243)**

TTY: **1-800-730-8913**

Number for inquirers without access to the toll-free number:  
**319-337-5665**

### Publications and Videos for Counselors

- The *Counselors and Mentors Handbook* is available on FSAPubs so you can order additional copies for your colleagues. Note that there will usually be a limit of 10 copies; if you need more than 10 copies, please e-mail [orders@FSAPubs.org](mailto:orders@FSAPubs.org) with your request. The handbook also is available in PDF (in English and Spanish versions) at [www.fsa4counselors.ed.gov](http://www.fsa4counselors.ed.gov).
- *Start Here, Go Further With Federal Student Aid: Money for Education Beyond High School* is a video program split into two parts. The student and parent part explains the federal student aid programs and application process. The counselor and mentor part provides tips on planning a financial aid night, using the counselor Web site, and ordering publications. Each school, TRIO, or GEAR UP program may order one copy (in DVD or VHS) from FSAPubs. You may make copies. We also encourage you to link to the online version of the program via [www.fsa4counselors.ed.gov](http://www.fsa4counselors.ed.gov).
- *Empiece aquí, y llegará lejos: Dinero para los estudios superiores (Start Here, Go Further: Money for Higher Education)* is a Spanish-language video program following a high school student, his mother and his cousin as they learn about federal student aid. Order a DVD or VHS tape from FSAPubs or view the program online at [www.fsa4counselors.ed.gov](http://www.fsa4counselors.ed.gov). 

### Publications for Students

The following student publications are available in hard copy from FSAPubs or (unless otherwise indicated) online at [www.FederalStudentAid.ed.gov/pubs](http://www.FederalStudentAid.ed.gov/pubs):

- *Funding Education Beyond High School: The Guide to Federal Student Aid*—A booklet, available in English or Spanish, providing a comprehensive description of the federal student aid programs and how to apply for them. Recommended for both students and parents. Formerly known as *The Student Guide*.
- *Save Your Money, Save Your Identity*—A brochure (in English or Spanish) with tips on avoiding scholarship fraud and identity theft and finding free information about financial aid.
- *College Preparation Checklist*—A brochure (in English or Spanish) listing what students should do from eighth through 12th grades to prepare for college.



- *Federal Student Aid bookmark*—Tells students to visit [www.FederalStudentAid.ed.gov](http://www.FederalStudentAid.ed.gov) for information about paying for college and to access the FAFSA. This bookmark is available only in hard copy (not in PDF). Available in Braille.
- *FAFSA Tips*—Advises students on how to successfully navigate the *FAFSA on the Web* application process.
- *Your Federal Student Loans*—A booklet providing detailed information about federal student loans, from deciding how much to borrow to repaying successfully.
- *FAFSA on the Web Worksheet*—A pre-application worksheet for those who are more comfortable preparing their FAFSA responses on paper before entering them on *FAFSA on the Web*.



# APPENDIX C

## Directory of State Agencies

Listed below for each state are the agencies responsible for administering state financial aid programs. You should encourage students to apply for any available state aid as well as federal aid and private scholarships. There also is a list of state education agency contact information at [http://wdcrobcolp01.ed.gov/programs/erod/org\\_list.cfm?category\\_cd=sgt](http://wdcrobcolp01.ed.gov/programs/erod/org_list.cfm?category_cd=sgt).

### Alabama

Alabama Commission on Higher Education  
Toll-free: **1-800-960-7773**  
Web site: [www.ache.state.al.us](http://www.ache.state.al.us)

### Alaska

Alaska Commission on Postsecondary Education  
Toll-free: **1-800-441-2962**  
Web site: [www.alaskaadvantage.state.ak.us](http://www.alaskaadvantage.state.ak.us)

### Arizona

Arizona Commission for Postsecondary Education  
Phone: **602-258-2435**  
Web site: [www.azhighered.org](http://www.azhighered.org)

### Arkansas

Arkansas Department of Higher Education  
Toll-free: **1-800-54-STUDY**  
Web site: [www.arkansashighered.com](http://www.arkansashighered.com)

### California

California Student Aid Commission  
Toll-free: **1-888-224-7268**  
Web site: [www.csac.ca.gov](http://www.csac.ca.gov)

### Colorado

Colorado Commission on Higher Education  
Phone: **303-866-2723**  
Web site: [www.state.co.us/cche](http://www.state.co.us/cche)

### Connecticut

Connecticut Department of Higher Education  
Phone: **860-947-1855**  
Web site: [www.ctdhe.org](http://www.ctdhe.org)

### Delaware

Delaware Higher Education Commission  
Toll-free: **1-800-292-7935**  
Web site: [www.doe.state.de.us/high-ed](http://www.doe.state.de.us/high-ed)

### District of Columbia

Office of the State Superintendent of Education  
Phone: **202-727-6436**  
Web site: [www.seo.dc.gov](http://www.seo.dc.gov)

### Florida

Office of Student Financial Assistance,  
Florida Department of Education  
Toll-free: **1-888-827-2004**  
Web site: [www.floridastudentfinancialaid.org](http://www.floridastudentfinancialaid.org)

### Georgia

Georgia Student Finance Commission  
Toll-free: **1-800-505-4732**  
Web site: [www.gsfc.org](http://www.gsfc.org)

### Hawaii

University of Hawaii System  
Phone: **808-956-8111**  
Web site: [www.hawaii.edu/academics/admissions/aid.html](http://www.hawaii.edu/academics/admissions/aid.html)

### Idaho

Idaho State Board of Education  
Phone: **208-332-1574**  
Web site: [www.boardofed.idaho.gov/scholarships](http://www.boardofed.idaho.gov/scholarships)

### Illinois

Illinois Student Assistance Commission  
Toll-free: **1-800-899-4722**  
Web site: [www.collegezone.com](http://www.collegezone.com)

## Indiana

State Student Assistance Commission of Indiana  
Toll-free: **1-888-528-4719**  
Web site: [www.in.gov/ssaci](http://www.in.gov/ssaci)

## Iowa

Iowa College Student Aid Commission  
Toll-free: **1-800-383-4222**  
Web site: [www.iowacollegeaid.org](http://www.iowacollegeaid.org)

## Kansas

Kansas Board of Regents  
Phone: **785-296-3421**  
Web site: [www.kansasregents.org](http://www.kansasregents.org)

## Kentucky

Kentucky Higher Education Assistance Authority  
Toll-free: **1-800-928-8926**  
Web site: [www.kheaa.com](http://www.kheaa.com)

## Louisiana

Louisiana Office of Student Financial Assistance  
Toll-free: **1-800-259-5626**  
Web site: [www.osfa.state.la.us](http://www.osfa.state.la.us)

## Maine

Finance Authority of Maine  
Toll-free: **1-800-228-3734**  
Web site: [www.famemaine.com](http://www.famemaine.com)

## Maryland

Maryland Higher Education Commission  
Toll-free: **1-800-974-1024**  
Web site: [www.mhec.state.md.us](http://www.mhec.state.md.us)

## Massachusetts

Massachusetts Board of Higher Education,  
Office of Student Financial Assistance  
Phone: **617-727-7785**  
Web site: [www.osfa.mass.edu](http://www.osfa.mass.edu)

## Michigan

Michigan Higher Education Assistance Authority  
Toll-free: **1-800-642-5626, ext. 37054**  
Web site: [www.michigan.gov/mistudentaid](http://www.michigan.gov/mistudentaid)

## Minnesota

Minnesota Office of Higher Education  
Toll-free: **1-800-657-3866**  
Web site: [www.ohe.state.mn.us](http://www.ohe.state.mn.us)

## Mississippi

Mississippi Office of Student Financial Aid  
Toll-free: **1-800-327-2980**  
Web site: [www.ihl.state.ms.us](http://www.ihl.state.ms.us)

## Missouri

Missouri Department of Higher Education  
Toll-free: **1-800-473-6757**  
Web site: [www.dhe.mo.gov](http://www.dhe.mo.gov)

## Montana

Office of the Commissioner of Higher Education  
Phone: **406-444-6570**  
Web site: [www.mus.edu](http://www.mus.edu)

## Nebraska

Nebraska Coordinating Commission  
for Postsecondary Education  
Phone: **402-471-0032**  
Web site: [www.ccpe.state.ne.us](http://www.ccpe.state.ne.us)

## Nevada

Nevada Department of Education  
Phone: **775-687-9200**  
Web site: [www.doe.nv.gov](http://www.doe.nv.gov)

## New Hampshire

New Hampshire Postsecondary  
Education Commission  
Phone: **603-271-2555**  
Web site: [www.state.nh.us/postsecondary](http://www.state.nh.us/postsecondary)

## New Jersey

New Jersey Higher Education Student  
Assistance Authority  
Toll-free: **1-800-792-8670**  
Web site: [www.hesaa.org](http://www.hesaa.org)

## New Mexico

New Mexico Higher Education Department  
Toll-free: **1-800-279-9777**  
Web site: [www.hed.state.nm.us](http://www.hed.state.nm.us)

## New York

New York State Higher Education  
Services Corporation  
Toll-free: **1-888-697-4372**  
Web site: [www.hesc.org](http://www.hesc.org)

## North Carolina

College Foundation of North Carolina  
Toll-free: **1-866-866-2362**  
Web site: [www.cfnc.org](http://www.cfnc.org)

## North Dakota

North Dakota University System  
Phone: **701-328-2960**  
Web site: [www.ndus.edu](http://www.ndus.edu)

## Ohio

Ohio Board of Regents  
Toll-free: **1-888-833-1133** (*for information specifically about Ohio programs*)  
Toll-free: **1-877-428-8246** (*for information about other sources of financial aid*)  
Web site: [www.regents.ohio.gov](http://www.regents.ohio.gov)

## Oklahoma

Oklahoma State Regents for Higher Education  
Toll-free: **1-800-858-1840**  
Web site: [www.okhighered.org](http://www.okhighered.org)

## Oregon

Oregon Student Assistance Commission  
Phone: 541-687-7400  
Toll-free: **1-800-452-8807**  
Web site: [www.osac.state.or.us](http://www.osac.state.or.us)

## Pennsylvania

Pennsylvania Higher Education Assistance Agency  
Toll-free: **1-800-692-7392**  
Web site: [www.pheaa.org](http://www.pheaa.org)

## Rhode Island

Rhode Island Higher Education Assistance Authority  
Toll-free: **1-800-922-9855**  
Web site: [www.riheaa.org](http://www.riheaa.org)

## South Carolina

South Carolina Commission on Higher Education  
Toll-free: **803-737-2260**  
Web site: [www.che.sc.gov](http://www.che.sc.gov)

## South Dakota

South Dakota Board of Regents  
Phone: **605-773-3455**  
Web site: [www.sdbor.edu](http://www.sdbor.edu)

## Tennessee

Tennessee Student Assistance Corporation  
Toll-free: **1-800-342-1663**  
Web site: [www.state.tn.us/tsac](http://www.state.tn.us/tsac)

## Texas

Texas Higher Education Coordinating Board;  
Texas Financial Aid Information Center  
Toll-free: **1-888-311-8881**  
Web site: [www.collegefortexans.com](http://www.collegefortexans.com)

## Utah

Utah Higher Education Assistance Authority  
Toll-free: **1-800-418-8757**  
Web site: [www.utahsbr.edu](http://www.utahsbr.edu)

## Vermont

Vermont Student Assistance Corporation  
Toll-free: **1-800-642-3177**  
Web site: [www.vsac.org](http://www.vsac.org)

## Virginia

State Council of Higher Education for Virginia  
Toll-free: **1-877-516-0138**  
Web site: [www.schev.edu](http://www.schev.edu)

## Washington

Washington State Higher Education Coordinating Board  
Toll-free: **1-888-535-0747**  
Web site: [www.hecb.wa.gov](http://www.hecb.wa.gov)

## West Virginia

West Virginia Higher Education  
Policy Commission  
Toll-free: **1-888-825-5707**  
Web site: [www.hepc.wvnet.edu](http://www.hepc.wvnet.edu)

## Wisconsin

Wisconsin Higher Educational Aids Board  
Phone: **608-267-2206**  
Web site: [www.heab.wisconsin.gov](http://www.heab.wisconsin.gov)

## Wyoming

Wyoming Department of Education  
Phone: **307-777-7690**  
Web site: [www.k12.wy.us](http://www.k12.wy.us)



## U.S. Territories

### American Samoa

American Samoa Community College

Phone: (684) 699-9155\*

Web site: [www.ascc.as](http://www.ascc.as)

### Commonwealth of the Northern Mariana Islands

Northern Marianas College Financial Aid Office

Phone: (670) 234-5498\*

Web site: [www.nmcnet.edu](http://www.nmcnet.edu)

### Federated States of Micronesia

Federated States of Micronesia Department of Education

Phone: (691) 320-2872\*

Web site: [www.literacynet.org/micronesia/doe.html](http://www.literacynet.org/micronesia/doe.html)

### Guam

University of Guam

Phone: (671) 735-2288\*

Web site: [www.uog.edu](http://www.uog.edu)

### Puerto Rico

Puerto Rico Council on Higher Education

Phone: 787-724-7100

Web site: [www.ces.gobierno.pr](http://www.ces.gobierno.pr)

### Republic of Palau

Republic of Palau Ministry of Education

Phone: (680) 488-2471\*

### Republic of the Marshall Islands

Marshall Islands Scholarship Grant and Loan Board

Phone: (692) 625-5770\*

Web site: [www.rmischolarship.net](http://www.rmischolarship.net)

### Virgin Islands

Virgin Islands Department of Education

Phone: 340-774-0100

Web site: [www.doe.vi](http://www.doe.vi)

*\*To call from the U.S., dial 011 before the country code shown in parentheses.*



# APPENDIX D



## Glossary

**Award Year**—The time beginning on July 1 of one year and extending to June 30 of the next year. Funding for federal grants and campus-based programs is provided on the basis of the award year—for example, a student is paid out of funds designated for a particular award year, such as the 2008–09 award year.

**Base Year**—For analyzing student financial need, the base year is the calendar year preceding the award year. For instance, 2007 is the base year used for the 2008–09 award year. The *Free Application for Federal Student Aid* (FAFSA) uses family income from the base year because it is more accurate and easier to verify than projected-year income.

**Campus-Based Programs**—The term that applies to three federal student aid programs administered on campus by eligible institutions of postsecondary education. These programs are

- Federal Supplemental Educational Opportunity Grant (FSEOG) Program,
- Federal Perkins Loan Program, and
- Federal Work-Study (FWS) Program.

**Central Processing System (CPS)**—The processing facility for the *Free Application for Federal Student Aid* (FAFSA). The CPS

- receives student information,
- calculates a student's official Expected Family Contribution (EFC),
- performs several eligibility database matches,
- produces *Student Aid Reports* (SARs) and *SAR Acknowledgements*, and
- produces *Institutional Student Information Records* (ISIRs).

**Citizen/Eligible Noncitizen**—To receive federal student aid, a student must be a

- U.S. citizen,
- U.S. national (includes natives of American Samoa or Swain's Island), or
- U.S. permanent resident who has an I-151, I-551 or I-551C (Alien Registration Receipt Card).

If a student is not in one of these categories, he or she must have an Arrival-Departure Record (I-94) from the U.S. Department of Homeland Security (DHS) indicating

- “Refugee,”
- “Asylum Granted,”
- “Cuban-Haitian Entrant (Status Pending),”
- “Conditional Entrant” (valid only if issued before April 1, 1980), or
- “Paroled” (must be paroled for at least one year).

A student also may qualify as an eligible noncitizen if he or she holds a T-visa (for victims of human trafficking), or if his or her parent holds a T-1 visa. Please inform the student that the school he or she plans to attend will ask to see the visa and/or certification letter from the U.S. Department of Health and Human Services.

If a student has only a “Notice of Approval to Apply for Permanent Residence” (I-171 or I-464), he or she is not eligible for federal student aid.

If a student is in the U.S. on an F-1 or F-2 student visa, or on a J-1 or J-2 exchange-visitor visa only, he or she can't get federal student aid. Also, persons with G series visas (pertaining to international organizations) are not eligible for federal student aid.

Citizens of the Federated States of Micronesia, the Republic of the Marshall Islands, and the Republic of Palau are eligible only for certain federal student aid programs. These applicants should check with their schools' financial aid administrators for more information.

For more information about eligible noncitizen status, contact a college financial aid administrator or refer to the *Student Eligibility* volume of the *Federal Student Aid Handbook* at [www.ifap.ed.gov](http://www.ifap.ed.gov).

### NOTE:

*A student must be a U.S. citizen to receive an Academic Competitiveness Grant or a National Science and Mathematics Access to Retain Talent Grant.*

**Consolidation Loan**—A loan that combines multiple federal student loans into a single loan with one monthly payment. Consolidation loans are available through the Federal Family Education Loan (FFEL) Program and the Direct Loan Program. Both allow the borrower to combine different types and amounts of federal student loans to simplify repayment. A consolidation loan pays off the existing loans; the borrower then repays the consolidation loan.

**Cost of Attendance (COA)**—A student's COA at a postsecondary institution includes

- tuition and fees,
- room and board expenses while attending school,
- allowances for books and supplies (including a reasonable allowance [as determined by the school] for renting or purchasing a personal computer),
- transportation,
- loan fees for federal student loans (if applicable),
- dependent-care costs,
- costs related to a disability, and
- other miscellaneous expenses.

In addition, reasonable costs for a study-abroad program and costs associated with a student's employment as part of a cooperative education program may be included. The COA is determined by the school, within guidelines established by federal law. The COA is compared to a student's Expected Family Contribution (EFC) to determine the student's need for aid ( $\text{COA} - \text{EFC} = \text{student's financial need}$ ).

**Default**—Failure to repay a loan according to the terms of the promissory note. There can be serious legal consequences for student-loan defaulters.

**Default Rate**—A percentage calculated each year for a postsecondary school on the basis of the number of former students who have defaulted on Federal Family Education Loan (FFEL) Program or Direct Loan Program loans received while attending that school.

**Eligible Program**—A course of study that requires a certain minimum number of hours of instruction and period of time and that leads to a degree or certificate at a school participating in one or more of the federal student aid programs described in this handbook. Generally, to get student aid, a student must be enrolled in an eligible program.

**Expected Family Contribution (EFC)**—Calculated using a formula established by Congress; the amount that a student's family is expected to contribute toward the student's cost of attendance. The EFC is used to determine whether a student is eligible for federal student aid. It appears on the *Student Aid Report (SAR)*, *SAR Acknowledgement* and *Institutional Student Information Record (ISIR)*. For an early estimate of a student's EFC, he or she can use FAFSA4caster at [www.FederalStudentAid.ed.gov](http://www.FederalStudentAid.ed.gov).

**Federal Family Education Loan (FFEL) Program**—The Federal Stafford Loan (subsidized and unsubsidized), Federal PLUS Loan (for parents or graduate or professional students), and Federal Consolidation loan programs. Funds for these programs are provided by private lenders; the loans are guaranteed by the federal government.

**Federal Student Aid Programs**—Programs administered by the U.S. Department of Education:

- Federal Pell Grants
- Academic Competitiveness Grants (ACG)
- National Science and Mathematics Access to Retain Talent Grants (National SMART Grants)
- Federal Supplemental Educational Opportunity Grants (FSEOG)
- Federal Work-Study (FWS)
- Federal Perkins Loans
- Federal Direct Stafford Loans (both subsidized and unsubsidized)
- Federal Direct PLUS Loans (for parents or graduate/professional students)
- Federal Direct Consolidation Loans
- Federal Stafford Loans (both subsidized and unsubsidized)
- Federal PLUS Loans (for parents or graduate/professional students)
- Federal Consolidation Loans
- Leveraging Educational Assistance Partnership (LEAP) Program grants
- Robert C. Byrd Honors Scholarship Program (Byrd Program) scholarships

**Financial Need**—The difference between a student's cost of attendance (COA) at a school and the Expected Family Contribution (EFC). ( $\text{COA} - \text{EFC} = \text{student's financial need}$ .)

**Free Application for Federal Student Aid (FAFSA)**—An application completed and filed by a student who wishes to receive federal student aid. The application collects household and financial information used by the federal government to calculate the Expected Family Contribution (EFC) to postsecondary education costs.



**Institutional Student Information Record (ISIR)**—An electronic record for schools that contains a student’s Expected Family Contribution (EFC), as calculated by the Central Processing System, as well as all the financial and other data submitted by the student on the *Free Application for Federal Student Aid* (FAFSA). See also *Student Aid Report* (SAR).

**Need**—See Financial Need.

**Need Analysis**—The process of analyzing household and financial information on a student’s financial aid application and calculating an Expected Family Contribution (EFC) to determine the student’s need for financial aid for postsecondary education costs.

**Overaward**—Generally, any amount of federal student aid awarded that exceeds a student’s financial need.

**Overpayment**—Any payment of a federal grant or Federal Perkins Loan that exceeds the amount for which a student was eligible. An overpayment may be the result of an overaward, an error in the cost of attendance (COA) or Expected Family Contribution (EFC), or a student not meeting other eligibility criteria, such as citizenship or enrollment in an eligible program.

**Promissory Note**—A binding legal document that a borrower signs to get a loan. By signing this note, a borrower promises to repay the loan, with interest, in specified installments. The promissory note also includes any information about

- grace periods,
- deferment or cancellation provisions, and
- a borrower’s rights and responsibilities with respect to that loan.

**SAR Acknowledgement**—A federal “output” document, similar to the SAR, that the Central Processing System sends to a student who does not provide a valid e-mail address when he or she files the FAFSA through *FAFSA on the Web*, files through a postsecondary school, or makes changes at *FAFSA on the Web*. See also *Student Aid Report* (SAR).

**School**—A postsecondary educational institution, such as a college, university or career school. In this handbook, the term “school” refers to such an institution, not to a high school, unless otherwise indicated.

**Simplified Needs Test**—The Simplified Needs Test excludes assets from the Expected Family Contribution (EFC) calculation for low- to moderate-income families who file simplified tax returns (1040A, 1040EZ) or receive benefits from any of these programs: Supplemental Security Income, Food Stamps, Free or Reduced-Price Lunch, Temporary Assistance for Needy Families (TANF), Special Supplemental Nutrition Program for Women, Infants, and Children (WIC).

**Student Aid Report (SAR)**—A federal “output” document sent to a student by the Central Processing System. The SAR contains financial and other information reported by the student on the FAFSA. A student receives a paper SAR if he or she files a paper FAFSA and does not provide a valid e-mail address. The student receives a link to online SAR information if he or she provides a valid e-mail address on the FAFSA. The student’s Expected Family Contribution (EFC) is included on the SAR. All information reported on the SAR also is sent to schools the student listed on the FAFSA. (See also *Institutional Student Information Record* and *SAR Acknowledgement*.)

**Subsidized Loan**—Awarded to a student on the basis of financial need. The federal government pays the borrower’s accrued interest during some significant periods, such as when the student is in school, thereby “subsidizing” the loan.

**Unsubsidized Loan**—Is not need based; the borrower is responsible for accrued interest throughout the life of the loan.

**Verification**—A procedure through which a school checks the information a student reported on the *Free Application for Federal Student Aid* (FAFSA), usually by requesting a copy of signed tax returns filed by the student and, if applicable, the student’s parent(s) and spouse. Schools must verify information about students selected for verification by the Central Processing System, following procedures established by federal regulations. The processor places an asterisk next to the Expected Family Contribution (EFC) on SARs and *SAR Acknowledgements* and flags *Institutional Student Information Records* to identify students selected for verification. Many schools also select certain other students for verification in addition to those selected by the central processor.

**William D. Ford Federal Direct Loan Program (Direct Loan Program)**—Federal Direct Stafford Loans (Direct Subsidized Loans), Federal Direct Unsubsidized Stafford/Ford Loans (Direct Unsubsidized Loans), Federal Direct PLUS Loans (for parents and graduate/professional students), and Federal Direct Consolidation Loans. Funds for these programs are lent to student and parent borrowers by the federal government through schools that participate in the program.



# APPENDIX E

## Handouts

You'll find several handouts on the following pages. These handouts may be distributed to provide basic information about student aid and postsecondary education opportunities. These handouts also can be found in PDF and Word formats—in both English and Spanish—on the *Student Aid on the Web* publications page at [www.FederalStudentAid.ed.gov/pubs](http://www.FederalStudentAid.ed.gov/pubs).

### Handout topics are ...

Federal Student Aid at a Glance

How Do I Apply for Federal Student Aid?

Federal Student Aid Web Sites

Myths About Financial Aid

Why Go to College?

College Preparation Checklist

Choosing a Career

Choose a School Carefully

Need Training for a Job?

What Is a Federal Student Aid PIN and Why Do I Need One?

What Information Do I Need When I Fill Out the FAFSA?

What's So Great About Doing the FAFSA Online?

Am I Dependent or Independent?

Who Is My "Parent" When I Fill Out the FAFSA?

How Your Financial Aid Administrator Can Help You

Don't Get Scammed on Your Way to College!

Be an Informed Consumer ...

Why Get a Federal Student Loan?

Got a Federal Student Loan? Be a Responsible Borrower!

Student Aid and Identity Theft

Military Scholarships



# Federal Student Aid at a Glance

---

## WHAT is federal student aid?

It's financial help for an eligible student to pay for educational expenses at a postsecondary school (e.g., college, vocational school, graduate school). There are three categories of federal student aid: grants, work-study and loans. Check with your school to find out which programs your school participates in. Federal aid covers expenses such as tuition and fees, room and board, books and supplies, and transportation. Aid also can help pay for a computer and for dependent care.

## WHO gets federal student aid?

Our most basic eligibility requirements are that you must

- demonstrate financial need,
- be a U.S. citizen or an eligible noncitizen,
- have a valid Social Security number, and
- show you're qualified to obtain a postsecondary education by
  - ▶ having a high school diploma or General Educational Development (GED) certificate;
  - ▶ passing an approved ability-to-benefit test (if you don't have a diploma or GED, a school can administer a test to determine whether you can benefit from the education offered at that school);
  - ▶ meeting other federally approved standards your state establishes; or
  - ▶ completing a high school education in a home school setting approved under state law.

## HOW do you apply for federal student aid?

1. Complete the *Free Application for Federal Student Aid* (FAFSA)—the online version (*FAFSA on the Web*) or the paper FAFSA.

For *FAFSA on the Web*, go to [www.fafsa.ed.gov](http://www.fafsa.ed.gov). Using *FAFSA on the Web* is faster and easier than using paper.

If you don't have Internet access, you can get a paper FAFSA from

- our Web site at [www.FederalStudentAid.ed.gov/pubs](http://www.FederalStudentAid.ed.gov/pubs) (download a PDF) or
- our Federal Student Aid Information Center at 1-800-4-FED-AID (1-800-433-3243).

**You can apply beginning January 1, 2008; you have until June 30, 2009, to submit your FAFSA. But you need to apply early!** Schools and states often use FAFSA information to award nonfederal aid. Their deadlines are usually early in the year. You can find state deadlines at *FAFSA on the Web* or on the paper FAFSA. Check with the schools you're interested in for their deadlines.

2. Review your *Student Aid Report* (SAR).

After you apply, you'll receive a *Student Aid Report*, or SAR. Your SAR contains the information reported on your FAFSA and usually includes your Expected Family Contribution (EFC). The EFC, a measure of your family's financial strength, is used to determine your eligibility for federal student aid. Review your SAR information and make any corrections or changes, if necessary. The school(s) you list on your FAFSA will get your SAR data electronically.

3. Contact the school(s) you might attend.

Make sure the financial aid office at each school you're interested in has all the information needed to determine your eligibility. If you're eligible, each school's aid administrator will send you an award letter outlining the amount and types of aid (from all sources) the school will offer you. You can compare award letters from the schools to which you applied and see what aid you can receive from each school.



# Federal Student Aid at a Glance (continued)

## FEDERAL STUDENT AID PROGRAMS

Program	Type of Aid	Program Details	Annual Amount
<b>Federal Pell Grant</b>	Grant: does not have to be repaid	Available almost exclusively to undergraduates	2007–08: \$400–\$4,050
<b>Federal Supplemental Educational Opportunity Grant (FSEOG)</b>	Grant: does not have to be repaid	For undergraduates with exceptional financial need; Federal Pell Grant recipients take priority; funds depend on availability at school	\$100–\$4,000
<b>Academic Competitiveness Grant (ACG)</b>	Grant: does not have to be repaid	For Pell Grant recipients who are U.S. citizens enrolled full-time in 1st or 2nd academic year of study	
		1st academic year: must have completed rigorous secondary school program of study; graduated from high school after Jan. 1, 2006; not have been previously enrolled in an undergraduate program	1st academic year: \$750
		2nd academic year: must have completed rigorous secondary school program of study; graduated from high school after Jan. 1, 2005; have at least 3.0 cumulative GPA at end of 1st year postsecondary study	2nd academic year: \$1,300
<b>National Science and Mathematics Access to Retain Talent Grant (National SMART Grant)</b>	Grant: does not have to be repaid	For Pell Grant recipients who are U.S. citizens enrolled full-time in 3rd or 4th academic year majoring in certain physical, life, or computer sciences, engineering, technology, mathematics, or critical foreign languages and who have at least a 3.0 cumulative GPA	3rd and 4th academic years: \$4,000 a year
<b>Federal Work-Study</b>	Money earned while attending school; does not have to be repaid	For undergraduate and graduate students; jobs can be on campus or off campus; students are paid at least federal minimum wage	No annual minimum or maximum amounts
<b>Federal Perkins Loan</b>	Loan: must be repaid	For undergraduate and graduate students; must be repaid to school that made the loan; interest 5 percent	Undergraduate students: up to \$4,000; graduate and professional students: up to \$6,000
<b>Subsidized Direct* or FFEL** Stafford Loan</b>	Loan: must be repaid	Subsidized: U.S. Department of Education pays interest while borrower is in school and during grace and deferment periods; student must be at least half-time and have financial need	\$3,500–\$8,500, depending on grade level
<b>Unsubsidized Direct* or FFEL** Stafford Loan</b>	Loan: must be repaid	Unsubsidized: Borrower responsible for all interest; student must be at least half-time; financial need not required	\$3,500–\$20,500 (less any subsidized amounts received for same period), depending on grade level and dependency status
<b>Direct* or FFEL** PLUS Loan</b>	Loan: must be repaid	For parents of dependent undergraduate students who are enrolled at least half-time and for graduate and professional students. Financial need not required.  Unsubsidized: Borrower responsible for all interest.	Maximum amount is cost of attendance minus any other financial aid student receives; no minimum amount

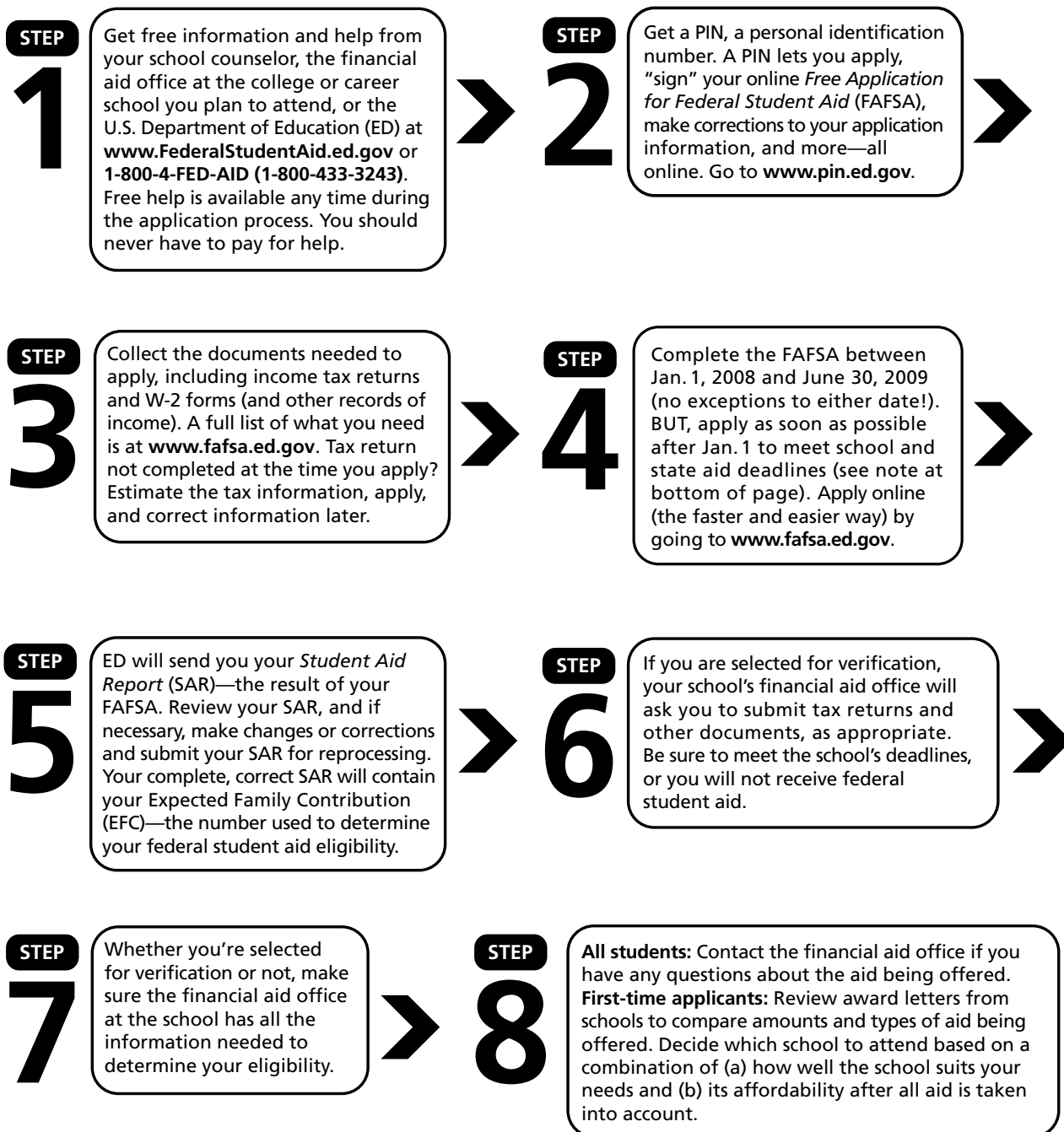
\* This type of loan is from the William D. Ford Federal Direct Loan Program.  
The loan is known as a Federal Direct Stafford (or PLUS) Loan.

\*\* This type of loan is from the Federal Family Education Loan (FFEL) Program.  
The loan is known as a FFEL (or Federal) Stafford (or PLUS) Loan.



START HERE  
GO FURTHER  
FEDERAL STUDENT AID

# How Do I Apply for Federal Student Aid?



*Note: You also might be able to get financial aid from your state government, your school or a private scholarship. Research nonfederal aid early (ideally, start in the spring of your junior year of high school). Be sure to meet all application deadlines!*



# Federal Student Aid Web Sites

---

What are you going to do with your life? And how are you going to get there? Our Web sites can help you decide on a career, find a school to prepare you for that career, and get funding to pay for that school.

## ***Student Aid on the Web:***

[www.FederalStudentAid.ed.gov](http://www.FederalStudentAid.ed.gov)

Information about **federal student aid** and **preparing for college:**

- Fill out a questionnaire to find out what careers might be right for you
- Input your preferences (size of school, location, etc.) to search for the **college or career school that fits your needs**
- **Look for scholarships** using a free search service
- Learn about the **SAT** and the **ACT Assessment**
- Estimate your federal student aid eligibility with **FAFSA4caster**
- **Calculate** student loan repayments
- Find out about the Hope and Lifetime Learning **education tax credits**

## **PIN Web site:**

[www.pin.ed.gov](http://www.pin.ed.gov)

Apply for a Federal Student Aid PIN to help your financial aid application move faster.

## ***FAFSA on the Web:***

[www.fafsa.ed.gov](http://www.fafsa.ed.gov)

Fill out the *Free Application for Federal Student Aid* (FAFSA) and look up **federal school codes**. **This is a FREE site! If you're asked for bank account or credit card information, you're not dealing with the U.S. Department of Education.**





# Myths About Financial Aid

---

**"I'm not going to bother filling out the *Free Application for Federal Student Aid* because ..."**

**"...my parents make too much money, so I won't qualify for aid."**

**Reality:** There is no income cut-off to qualify for federal student aid. Many factors besides income—from the size of your family to the age of your older parent—are taken into account. Your eligibility is determined by a mathematical formula, not by your parents' income alone. And remember: when you fill out the *Free Application for Federal Student Aid* (FAFSA), you're also automatically applying for funds from your state, and possibly from your school as well. Don't make assumptions about what you'll get—fill out the application and find out.

**"...only students with good grades get financial aid."**

**Reality:** While a high grade point average will help a student get into a good school and may help with academic scholarships, most of the federal student aid programs do not take a student's grades into consideration. Provided a student maintains satisfactory academic progress in his or her program of study, federal student aid will help a student with an average academic record complete his or her education.

**"...you have to be a minority to get financial aid."**

**Reality:** Funds from federal student aid programs are awarded on the basis of financial need, **not** on the basis of race. The FAFSA doesn't even collect this kind of information about an applicant.

**"...the form is too hard to fill out."**

**Reality:** The FAFSA is easier than ever, especially if you fill it out online at [www.fafsa.ed.gov](http://www.fafsa.ed.gov). There are detailed instructions for every question, and the form walks you through step by step, asking only the questions that apply to you. If you need help, you can access real-time, private online chat with a customer service representative. If you're filling out the paper FAFSA, you can get help from a high school counselor, from the financial aid office at the school you plan to attend, or from our toll-free number: **1-800-4-FED-AID**. And remember, the FAFSA and all these sources of advice are FREE.

For more information about federal student aid, see [www.FederalStudentAid.ed.gov](http://www.FederalStudentAid.ed.gov) or call the Federal Student Aid Information Center:

**1-800-4-FED-AID (1-800-433-3243)**

**TTY: 1-800-730-8913**

For inquirers without access to the toll-free number:  
**319-337-5665**



# Why Go to College? (How about ... to get a good job!)

## Can't I get a good job now?

Yes, maybe you could, but statistics are against you. Check out the earnings and unemployment rates for people 25 years and older with different levels of education:

Level of education completed	Unemployment rate in 2006	Median earnings in 2006
Less than a high school diploma	6.8%	\$21,788
High school graduate, no college	4.3%	\$30,940
Some college, no degree	3.9%	\$35,048
Associate degree	3.0%	\$37,492
Bachelor's degree	2.3%	\$50,024
Master's degree	1.7%	\$59,280
Professional degree	1.1%	\$76,648
Doctoral degree	1.4%	\$74,932

Source: Bureau of Labor Statistics, Current Population Survey.

Sometimes it's hard to stay in school if you think you need to be working to earn money. But if you finish high school and go on to college, you'll have a wider variety of jobs to choose from, and you'll earn more—especially in the long run.

## But I don't know what career to go into!

If you're having trouble deciding what to do, talk to your school counselor or visit [www.FederalStudentAid.ed.gov](http://www.FederalStudentAid.ed.gov) to fill out an interest inventory. Based on your answers, the questionnaire will provide a list of careers that fit your interests. You can then use the college search tool on our site to find schools offering courses of study appropriate to your career choice.

## Doesn't college cost a lot of money?

Think of college as an investment: you spend money now so you can earn more later. Take a look at [www.FederalStudentAid.ed.gov](http://www.FederalStudentAid.ed.gov) for information about the federal student aid programs administered by the U.S. Department of Education. The site also has a free scholarship search. Still have questions? Call the Federal Student Aid Information Center at **1-800-4-FED-AID (1-800-433-3243)**.



# College Preparation Checklist

---

## Pre-High School

- Start saving for college if you haven't already. Look into college savings plans that your state may offer.
- Take classes that challenge you.
- Do your best in school. If you are having difficulty, don't give up—get help from a teacher, tutor or mentor.
- Investigate which high schools or special programs will most benefit your future interests.
- Become involved in school- or community-based extracurricular activities that enable you to explore your interests, meet new people and learn new things.

## High School Every Year

- Continue to save for college.
- Take challenging classes in core academic subjects: most colleges require four years of English, at least three years of social studies (history, civics, geography, economics, etc.), three years of mathematics, and three years of science, and many require two years of a foreign language. Round out your course load with classes in computer science and the arts. To increase your chances of receiving an Academic Competitiveness Grant in college, follow a “rigorous high school program.” For more information, visit [www.FederalStudentAid.ed.gov/funding](http://www.FederalStudentAid.ed.gov/funding).
- Stay involved in school- or community-based extracurricular activities that interest you or enable you to explore career interests. Consider working or volunteering. *Remember—it's quality (not quantity) that counts.*
- Save copies of your report cards, awards, honors and best work for your academic portfolio.
- Athletes, artists, scholars and others should start collecting items (such as game tapes, newspaper clippings, stats, awards, artwork, school papers, etc.) for their portfolios.

## 9th Grade

- Take challenging core classes. (Core subjects are listed above, under “Every Year.”)
- Start planning for college and thinking about your career interests. At [www.FederalStudentAid.ed.gov](http://www.FederalStudentAid.ed.gov) you can register with MyFSA and research your career and college options.

## 10th Grade

- Continue to take challenging core classes. (Core subjects are listed above, under “Every Year.”)
- Meet with your school counselor or mentor to discuss colleges and their requirements.
- Talk to adults about what they like and dislike in their jobs and about what kind of education is needed for each kind of job.
- Consider taking a practice Preliminary SAT (PSAT), or the PLAN exam, also known as the “pre-ACT”.\*
- Plan to use your summer wisely: work, volunteer or take a summer course (away or at a local college).

**\*Remember: Register for all tests in advance and be sure to give yourself time to prepare appropriately! If you have difficulty paying a registration fee, see your school counselor about getting a fee waiver.**



# College Preparation Checklist

---

## 11th Grade

### All Year

- Continue to save money for college.
- Continue to challenge yourself academically. Most colleges require four years of English, at least three years of social studies (history, civics, geography, economics, etc.), three years of mathematics, and three years of science, and many require two years of a foreign language. Round out your course load with classes in computer science and the arts. To increase your chances of receiving an Academic Competitiveness Grant in college, follow a “rigorous high school program.” For more information, visit [www.FederalStudentAid.ed.gov/funding](http://www.FederalStudentAid.ed.gov/funding).
- Stay involved in school- or community-based extracurricular activities that interest you or enable you to explore career interests. Consider working or volunteering. *Remember: it’s quality (not quantity) that counts.*
- Update your portfolio. (A portfolio might include awards, game tapes, newspaper clippings, artwork, etc.)
- Talk to people you know who went to college to learn about what to expect.
- Research colleges that interest you. Visit them and talk to students. Make lists to help you compare different colleges. Think about things like location, size, special programs and college costs.
- Go to college fairs and presentations by college representatives.
- Investigate financial aid, including scholarships. Understand the different types of aid and sources for aid. Check your school’s scholarship postings, colleges’ financial aid Web pages and your library for directories of special scholarships.
- For more information about scholarships and federal student aid opportunities, visit [www.FederalStudentAid.ed.gov](http://www.FederalStudentAid.ed.gov).

### Fall

- Take the Preliminary SAT/National Merit Scholarship Qualifying Test (PSAT/NMSQT).<sup>\*</sup> Even if you took it for practice last year, you must take the test in 11th grade to qualify for scholarships and programs associated with the National Merit Program.

- Write to your U.S. senator or representative if you would like to attend a U.S. military academy.
- See your school counselor if you are interested in participating in an ROTC program.

### Spring

- Register for and take exams for college admission.<sup>\*</sup> Many colleges accept the SAT I or SAT II: Subject Test, while others accept the ACT. Check with colleges you are interested in to see what tests they require.
- Make sure you file with the NCAA (National Collegiate Athletic Association) Clearinghouse if you want to play for a Division I or II team. When registering for and taking the SAT or ACT, enter “9999” as one of the college choices to have test scores sent to the Clearinghouse.

### Summer Before 12th Grade

- Narrow down the list of colleges you are interested in attending. If you can, visit schools that interest you.
- Contact colleges to request information and applications for admission. Ask about financial aid, admission requirements and deadlines.
- Decide whether you are going to apply under a particular college’s early decision or early action program. Be sure to learn about the program deadlines and requirements.
- Begin preparing for the application process: draft application essays; collect writing samples; assemble portfolios or audition tapes.
- If you are an athlete and plan to play in college, contact the coaches at the schools to which you are applying and ask about intercollegiate and intramural sports programs and athletic scholarships.

**\*Remember: Register for all tests in advance and be sure to give yourself time to prepare appropriately! If you have difficulty paying a registration fee, see your school counselor about getting a fee waiver.**



# College Preparation Checklist

---

## 12th Grade

### All Year

- ❑ Keep taking classes that challenge you. Most colleges require four years of English, at least three years of social studies (history, civics, geography, economics, etc.), three years of mathematics, and three years of science, and many require two years of a foreign language. Round out your course load with classes in computer science and the arts. To increase your chances of receiving an Academic Competitiveness Grant in college, follow a “rigorous high school program.” For more information, visit [www.FederalStudentAid.ed.gov/funding](http://www.FederalStudentAid.ed.gov/funding).
- ❑ Update your portfolio. (A portfolio might include awards, game tapes, newspaper clippings, artwork, etc.)
- ❑ Work hard all year; second-semester grades can affect scholarship eligibility.
- ❑ Stay involved and seek leadership roles in your activities.

### Fall

- ❑ Meet with your school counselor: are you on track to graduate and fulfill college admission requirements?
- ❑ If you haven't done so already, register for and take exams such as the SAT I, SAT II: Subject Test, or ACT for college admission. \* Check with the colleges you are interested in to see what tests they require.
- ❑ Apply to the colleges you have chosen. Prepare your application carefully. Follow the instructions, and PAY CLOSE ATTENTION TO DEADLINES!
- ❑ Well before your application deadlines, ask your counselor and teachers to submit required documents (e.g., transcript, letters of recommendation) to the colleges to which you're applying.
- ❑ To prepare to apply for federal student aid, be sure to get a PIN at [www.pin.ed.gov](http://www.pin.ed.gov) so that you can complete your application and access your information online. One of your parents must also get a PIN.

### Winter

- ❑ Encourage your parent(s) to complete income tax forms early. If your parent(s) have not completed the tax forms, you can provide estimated information on your federal student aid application, but remember to make any necessary changes later.

- ❑ As soon after Jan. 1 as possible, complete and submit your *Free Application for Federal Student Aid* (FAFSA), along with any other financial aid applications your school(s) of choice may require. You can complete the FAFSA online at [www.fafsa.ed.gov](http://www.fafsa.ed.gov) or on paper, but completing the application online is faster and easier. You should submit your FAFSA by the earliest financial aid deadline of the schools to which you are applying, usually by early February.
- ❑ If you have questions about the federal student aid programs or need assistance with the application process, call **1-800-4-FED-AID (1-800-433-3243)** or TTY for the hearing impaired, **1-800-730-8913**.
- ❑ After you submit the FAFSA, you should receive your *Student Aid Report* (SAR) within one to three weeks. Quickly make any necessary corrections and submit them to the FAFSA processor.
- ❑ If the schools you are applying to require it, complete the CSS (College Scholarship Service) Profile. Many private colleges and universities use this information to help them award nonfederal student aid funds.
- ❑ Complete scholarship applications. Apply for as many as you can—you may be eligible for more than you think.
- ❑ Parents should check their eligibility for the Hope Credit, Lifetime Learning Credit or other tax benefits.

### Spring

- ❑ Visit colleges that have invited you to enroll.
- ❑ Review your college acceptances and compare financial aid packages.
- ❑ When you decide which school you want to attend, notify that school of your commitment and submit any required financial deposit. Many schools require this notification and deposit by May 1.

**\*Remember: Register for all tests in advance and be sure to give yourself time to prepare appropriately! If you have difficulty paying a registration fee, see your school counselor about getting a fee waiver.**



# Choosing a Career

---

## Making the choices that are right for you

A first step in deciding what to do after high school is to talk with your school counselor or a teacher for advice. Ask your counselor about taking an aptitude test or interest inventory to find your strengths, weaknesses and interests to discover potential career choices that are right for you. You can access a free self-assessment at [www.FederalStudentAid.ed.gov/preparing](http://www.FederalStudentAid.ed.gov/preparing).

### 1. Learn about yourself.

- **Values**—What is important to you?
- **Interests**—What appeals to you?
- **Aptitude**—What are you good at?

### 2. Talk to people.

Once you've narrowed your career choices, talk to people who are working in that field or, if possible, find a part-time job in that field.

It's helpful to ask questions such as, "What's good and bad about this job?" and "How did you learn your trade?"

There are many sources of career and job outlook information available—go to your school library, public library, or school counselor.

### 3. Consider how much training you will need for the career you're interested in.

- **High school diploma:** cashier, receptionist, salesperson, security guard, telephone operator, waiter or waitress
- **Special career training:** auto technician, beautician, machinist, medical technician, police officer, computer operator, commercial artist
- **College degree:** accountant, counselor, engineer, nurse, pilot, teacher, public relations specialist
- **Graduate degree:** college professor, doctor, dentist, lawyer, veterinarian, research scientist, architect

For information about specific careers, see the *Occupational Outlook Handbook* at [www.bls.gov/oco](http://www.bls.gov/oco) or in a library.

For information about financial aid for college or career school, see [www.FederalStudentAid.ed.gov](http://www.FederalStudentAid.ed.gov).



# Choose a School Carefully

---

## Going to school is a lifetime investment

Statistics show that getting training after high school will help you get a better-paying job doing work you like. But going to school is a big investment. You're investing your time. Chances are you'll also have to invest your own money or take out a student loan to go to school. So you need to be sure that you're choosing the right school.

### 1. Visit our Web site.

Go to [www.FederalStudentAid.ed.gov/choosing](http://www.FederalStudentAid.ed.gov/choosing). You'll find a tool that lets you search for a school based on its location, size, degree offerings and other factors. Just enter your choices, and the search tool will tell you which schools fit your preferences.

### 2. Talk to your counselor.

Counselors can help you focus on your needs and goals, and they have information about different types of schools. Your counselor also can help you collect or prepare application materials.

### 3. Shop around.

Contact more than one school. If you're looking for vocational training, check the Yellow Pages under "Schools" for phone numbers. If your area has a community college, call the admissions office or check the school's Web site to find out what kinds of training the college offers.

### 4. Visit the school.

Contact the school and schedule a visit, preferably while classes are being taught. Get a feel for the school; make sure you're comfortable with the facilities, the equipment, the teachers and the students.

### 5. Don't be afraid to ask!

A good school will be happy to answer your questions about its programs. Ask the school about its students: How many graduate? How many get jobs because of the training they received? What kind of job placement services does the school offer?

### 6. Check the cost.

Make sure the school gives you a clear statement of its tuition and fees. Remember that any financial aid you get will be applied first to paying the school's tuition and fees. If there's any money left over, the school will give it to you to help you pay for things such as food and rent.

### 7. Call.

Call your local Better Business Bureau (or visit [www.bbb.com](http://www.bbb.com)), state higher education agency, or consumer-protection division of your state attorney general's office to find out whether there have been any complaints about the school. Call the U.S. Department of Education's Federal Student Aid Information Center's toll-free number (1-800-4-FED-AID) if you have any questions about your financial aid at the school. You also can access our Web site at [www.FederalStudentAid.ed.gov](http://www.FederalStudentAid.ed.gov).



# Need Training for a Job?

---

## Before you sign up for a vocational school or correspondence course:

### 1. Define your goals.

Do you want to learn a skill, prepare for a test, get a job, or get a license or certification?

### 2. Comparison shop.

Look at the choices. Which schools offer the best combination of affordable fees and a solid education? Does on-the-job training, a community college program, an online course, or a vocational school make the most sense? Your high school counselor can help you find answers to those questions.

### 3. Do a background check.

Ask employers you might want to work for what they think about the school. Talk to recent graduates to ask about their experience at the school. Visit the school when class is in session. Stick around to talk to current students. Contact the agency that licenses or accredits the school to see whether it meets required standards. Check with your local Better Business Bureau (or visit [www.bbb.com](http://www.bbb.com)) to find out whether there have been any complaints about the school.

### Important Points:

**Take your time.** Don't sign a contract until you've read it ... and understood it. Ask questions about repayment terms, refunds and cancellation policies, and finding a job after you finish the course. What happens if you have to quit before you finish? It's a good idea to ask someone you trust to read and evaluate the forms, too.

**If you're unhappy** with the school or program you chose—or if you think you were misled—complain. To whom? The agency that licenses or accredits the school, the Federal Trade Commission, or the Better Business Bureau.

For further information about choosing a vocational school, access the Consumer Protection area of the Federal Trade Commission's Web site at [www.ftc.gov/conline/pubs/services/votech.shtm](http://www.ftc.gov/conline/pubs/services/votech.shtm).





# What Is a Federal Student Aid PIN and Why Do I Need One?

---

Your Federal Student Aid PIN is the personal identification number you use when you visit certain U.S. Department of Education Web sites. When you type in your PIN at these sites, you are saying either “Yes, it’s really me—please show me the personal information about me on this site” or “Please accept my PIN as my electronic signature on this online form.”

## For example, you can use your PIN to

- sign your online *Free Application for Federal Student Aid* (FAFSA) at [www.fafsa.ed.gov](http://www.fafsa.ed.gov);
- review what federal student aid you have received in the past by visiting the National Student Loan Data System at [www.nsls.ed.gov](http://www.nsls.ed.gov);
- sign certain federal student loan contracts online;
- find out whether your FAFSA has been processed at [www.fafsa.ed.gov](http://www.fafsa.ed.gov); or
- correct information you reported on your FAFSA at [www.fafsa.ed.gov](http://www.fafsa.ed.gov).

Visit [www.pin.ed.gov/pin\\_uses.htm](http://www.pin.ed.gov/pin_uses.htm) for more ways you can use your PIN.

## How do I get a PIN?

Go to [www.pin.ed.gov](http://www.pin.ed.gov) and provide a few pieces of information such as your name, address and Social Security number (see checklist below).

You will be given the option of creating your own PIN or having the site create one for you. If the site creates one for you, you can choose to have your PIN mailed to you, or you can choose to receive an e-mail that will give you the link to a site where you can access your PIN. We won’t send your PIN to you in the e-mail itself for security reasons. Instead, we’ll ask you for some personal information to identify yourself before we show you your PIN.

## What else do I need to know about my PIN?

Keep your PIN in a safe place or memorize it. Never tell anyone else your PIN, even if they are helping you fill out the FAFSA. Remember, your PIN is your signature. Protect it!

One of your parents might need a PIN as well. If you need to provide information about your parents on the FAFSA, one of your parents will have to sign the application. He or she can sign electronically with his or her own PIN. Not sure whether you will need to put your parents’ information on the FAFSA? Check out “Am I Dependent or Independent?” at [www.FederalStudentAid.ed.gov/pubs](http://www.FederalStudentAid.ed.gov/pubs) or call **1-800-4-FED-AID (1-800-433-3243)**.

You can use your PIN again next year. Your PIN (and your parent’s PIN) will not expire at the end of the school year, and you can continue to use it in the future to renew your FAFSA, sign loan contracts, etc. If your parent has more than one child in college, that parent can use the same PIN to sign FAFSAs for every child.

## PIN Checklist!

Here’s what you need to get your PIN:

- Your Social Security number
- Your full and correct last name
- Your full and correct first name
- Your middle initial
- Your date of birth
- Your street address
- Your e-mail address (optional)



# What Information Do I Need When I Fill Out the FAFSA?

---

## Here's a Checklist!

You should have the following information and documents with you as you fill out the *Free Application for Federal Student Aid* (FAFSA):

- Your Social Security number
- Your parents' Social Security numbers if you are providing parent information\*
- Your driver's license number if you have one
- Your Alien Registration Number if you are not a U.S. citizen
- Federal tax information or tax returns including IRS W-2 information, for yourself and spouse, if you are married, and for your parents if you are providing parent information.
  - ▶ If you have not yet filed an income tax return, complete and submit the FAFSA using estimated tax information
  - ▶ Use income records for the year prior to the academic year for which you are applying: for instance, if you are filling out the 2008–09 FAFSA, you will need 2007 tax information
- Records of your untaxed income, such as Social Security benefits, Temporary Assistance for Needy Families (TANF) benefits and veterans benefits, for yourself, and for your parents if you are providing parent information
- Information on savings, investments, and business and farm assets for yourself, and for your parents if you are providing parent information

\* Not sure whether you will need to put your parents' information on the FAFSA? Check out "Am I Dependent or Independent?" at [www.FederalStudentAid.ed.gov/pubs](http://www.FederalStudentAid.ed.gov/pubs) or call **1-800-4-FED-AID (1-800-433-3243)**.



# What's So Great About Doing the FAFSA Online?

---

The *Free Application for Federal Student Aid* (FAFSA) is available to fill out online at [www.fafsa.ed.gov](http://www.fafsa.ed.gov). The site is known as *FAFSA on the Web*. You should use *FAFSA on the Web* instead of a paper FAFSA because

## It's quick.

- You'll get your results as much as three weeks faster than someone who uses the paper FAFSA. Speed is important when schools are awarding limited financial aid resources.
- You have instant access to an estimated Expected Family Contribution.
- You can answer questions that help determine whether you will receive an Academic Competitiveness Grant (ACG). The paper FAFSA doesn't ask those questions, so paper filers who might be eligible for an ACG have an extra step in the process.

## It's easy.

- *FAFSA on the Web* has detailed help screens for every question.
- You can get live, private online help from a customer service representative.
- Based on your answers to certain questions, *FAFSA on the Web* skips other questions that don't apply to you.

## It's accurate.

- *FAFSA on the Web* notices when you've supplied answers that contradict each other, and it gives you the chance to correct your mistakes before submitting the information.
- Because of the online help and the fact that *FAFSA on the Web* checks for contradictory answers, your online application is less likely than a paper FAFSA to be delayed by the need for corrections.

## It's safe.

- *FAFSA on the Web* uses encryption, which means the information you send to the site is turned into code so that anyone attempting to access your information will not be able to read it.

## Okay, I believe you! What do I do now?

- Get a personal identification number called a PIN at [www.pin.ed.gov](http://www.pin.ed.gov).
- Find out what documents you need using the checklist on page 1 of the *FAFSA on the Web Worksheet* at [www.FederalStudentAid.ed.gov/worksheet](http://www.FederalStudentAid.ed.gov/worksheet).
- Fill out the *FAFSA on the Web Worksheet* at [www.FederalStudentAid.ed.gov/worksheet](http://www.FederalStudentAid.ed.gov/worksheet) (this step is optional; the worksheet was designed for students who feel more comfortable filling something out on paper before going online to enter their application information).
- Fill out the FAFSA at [www.fafsa.ed.gov](http://www.fafsa.ed.gov).
- Keep an eye on your e-mail inbox for a response and further instructions.



# Am I Dependent or Independent?

When I fill out the 2008–09 *Free Application for Federal Student Aid (FAFSA)*, will I have to provide information about my parents?

**It depends. Answer these questions:**

Were you born before Jan. 1, 1985?	Yes	No
At the beginning of the 2008–09 school year, will you be working on a master’s or doctorate degree (such as an M.A., M.B.A., M.D., J.D., Ph.D., Ed.D., or graduate certificate, etc.)?	Yes	No
Are you married? (Answer “Yes” if you are separated but not divorced.)	Yes	No
Do you have children who receive more than half of their support from you?	Yes	No
Do you have dependents (other than your children or spouse) who live with you and who receive more than half of their support from you, now and through June 30, 2009?	Yes	No
Are (a) both of your parents deceased or (b) are you (or were you until age 18) a ward or dependent of the court?	Yes	No
Are you currently serving on active duty in the U.S. armed forces for purposes other than training? (If you are a National Guard or Reserves enlistee, are you on active duty for other than state or training purposes?)	Yes	No
Are you a veteran of the U.S. armed forces?*	Yes	No

\* Answer **No** (you are not a veteran) if you (1) have never engaged in active duty in the U.S. armed forces, (2) are currently a Reserve Officers’ Training Corps (ROTC) student or a cadet or midshipman at a service academy or (3) are a National Guard or Reserves enlistee activated only for training. Also answer No if you are currently serving in the U.S. armed forces and will continue to serve through June 30, 2009.

Answer **Yes** (you are a veteran) if you (1) have engaged in active duty in the U.S. armed forces (Army, Navy, Air Force, Marines or Coast Guard) or are a National Guard or Reserves enlistee who was called to active duty for purposes other than training, or were a cadet or midshipman at one of the service academies **and** (2) were released under a condition other than dishonorable. Also answer Yes if you are not a veteran now but will be one by June 30, 2009.

**Did you answer Yes to any of the questions?** If so, then for federal student aid purposes, you’re considered to be an independent student and do not have to provide information about your parents on the FAFSA.

**Did you answer No to every question?** If so, then for federal student aid purposes, you’re considered to be a dependent student, and you must provide information about your parents on the FAFSA. Not sure who counts as your parent? See the instructions on the FAFSA or check out “Who Is My ‘Parent’ When I Fill Out the FAFSA?” at [www.FederalStudentAid.ed.gov/pubs](http://www.FederalStudentAid.ed.gov/pubs).

If you have no contact with your parents and don’t know where they live, you should discuss your situation with the financial aid office at the college or career school you plan to attend. The financial aid administrator will help you figure out what to do next.

**Fill out the FAFSA at [www.fafsa.ed.gov](http://www.fafsa.ed.gov).**



# Who Is My “Parent” When I Fill Out the FAFSA?

---

Maybe you know you’re considered a dependent student\* by the FAFSA, and you’re supposed to put information about your parents on the application. But what if your parents are divorced? Remarried? What if you live with your sister? Here’s some information that might help:

- If your parents are living and married to each other, answer the questions about them.
- If your parents are living together and are not married but meet the criteria in your state for a common-law marriage, answer the questions about both of them. If your state does not consider them to be married, fill out the parental information as if they are divorced. (See below.)
- If your parent is widowed or single, answer the questions about that parent. If your widowed parent is remarried as of the day you sign the FAFSA, answer the questions about that parent and the person whom your parent married (your stepparent).
- If your parents are divorced or separated, answer the questions about the parent with whom you lived more during the past 12 months.
  - ▶ If you lived exactly six months with each parent, give answers about the parent who provided more financial support during the past 12 months or during the most recent year that you actually received support from a parent. If this parent is remarried as of today, answer the questions on the FAFSA about that parent and the person whom your parent married (your stepparent).
- The following people are not your parents unless they have adopted you: grandparents, foster parents, legal guardians, older brothers or sisters, and uncles or aunts.

**EXCEPTION:** The FAFSA asks about your parents’ education level. For these two questions, your parents are considered to be your birth parents or adoptive parents—your stepparent is not your parent in these questions.

## What if my parents don’t want to help me pay for college?

They don’t have to, but we do need their information to put together a picture of your family’s financial strength. This helps determine how much help the government can give you to pay for school.

## What if my parents don’t want to provide their private information on the FAFSA?

Their information is safe with us. We recommend you fill out your FAFSA online, where your information is put into special code before it’s sent over the Internet to our processor. Also, we won’t share your FAFSA information with anyone except the schools you tell us you want to attend (so they can use the information to award financial aid to you) and a few federal government agencies (so they can check to be sure you’ve reported your information accurately).

## What if I don’t live with my parents?

You still must answer the questions about them if you’re considered a dependent student.

## What if I have no contact with my parents?

If you don’t know where your parents are, or you’ve left home due to an abusive situation, get in touch with the financial aid office at the college or career school you plan to attend. The financial aid administrator will tell you what to do next. Don’t put this off or you might miss financial aid deadlines!

\* To find out whether you are a dependent student, see “Am I Dependent or Independent?” at [www.FederalStudentAid.ed.gov/pubs](http://www.FederalStudentAid.ed.gov/pubs) or call 1-800-4-FED-AID.



# How Your Financial Aid Administrator Can Help You

---

## What's a financial aid administrator?

A financial aid administrator (FAA) works at a college or career school to help the school's students apply for, receive and—in many cases—learn how to repay their student aid.

## When should I first contact my FAA?

While researching the school before applying, be sure to find out what types of financial aid are available at that school. Your research should include a visit to the financial aid office's Web site. Later, as you prepare to apply for aid at that school, the FAA will be able to answer your questions about the process.

## What questions can my FAA answer for me?

- What financial aid can I apply for through my school and through my state education agency?
- What are the financial aid application deadlines at my school?
- How do I fill out the *Free Application for Federal Student Aid* (FAFSA)?
- Do I have to include my parents' information on the FAFSA?
- I went to a Web site that I thought was the FAFSA site, but it asked for my credit card number. Do I need to pay to fill out the FAFSA?
- What am I supposed to do with my *Student Aid Report*?
- What is verification, what documents must I provide and when, and why was I chosen in the first place?
- When will I find out how much aid I've been awarded?
- What are all these different kinds of aid my school has awarded me?
- What if I'm not awarded enough money to pay for all my school-related expenses?

If you have any other questions or concerns about the financial aid process, contact the financial aid office at your school. Your FAA is there to help you.



# Don't Get Scammed on Your Way to College!

---

Financial aid scams are a hot topic these days. You should be aware of the tactics companies use to convince students to buy their services. Here are some of the most common claims students are hearing:

**"If you use our services, you're guaranteed to get at least \$2,000 in student aid for college, or we'll give you your money back."**

This claim doesn't mean anything. Most students are eligible for at least \$3,500 in unsubsidized student loans anyway—and because a student loan is considered student aid, you won't be able to ask for a refund if that's all you're offered. No one can guarantee to get you a grant or scholarship. Remember, too, that refund guarantees often have conditions or strings attached. Get refund policies in writing.

**"Applying for aid is complicated. We're the only ones who can help you through the process and find all the aid for which you're eligible."**

Unlikely. There are many places to get free help applying for student aid. Check with your school counselor or college financial aid office for help filling out the *Free Application for Federal Student Aid* (FAFSA). Your school or college also can help you find scholarships. And be sure to try the free scholarship search at [www.FederalStudentAid.ed.gov](http://www.FederalStudentAid.ed.gov).

**"I'd like to offer you a scholarship [or grant]. All I need is your bank account information so the money can be deposited and a processing fee charged."**

Watch out! It's extremely rare for a legitimate organization to charge a processing fee for a scholarship. Some criminals imitate legitimate foundations, federal agencies, and corporations. They might even have official-sounding names to fool students. Don't give anyone your bank account or credit card information or your Social Security number (SSN) unless you initiated the contact and trust the company. Such personal identification information could be used to commit identity theft. If you've been contacted by someone claiming to be from the U.S. Department of Education (ED) and asking for your SSN or bank account information, do not provide it. (ED does not make such calls.) Instead, immediately contact the agencies listed below.

To find out how to prevent or report a financial aid scam, visit or call:

## **Federal Trade Commission**

[www.ftc.gov/scholarshipscams](http://www.ftc.gov/scholarshipscams)  
1-877-FTC-HELP (1-877-382-4357)  
(TTY for the hearing impaired: 1-866-653-4261)

## **U.S. Department of Education Office of Inspector General Fraud Hotline**

[www.ed.gov/misused](http://www.ed.gov/misused)  
1-800-MIS-USED (1-800-647-8733)  
[oig.hotline@ed.gov](mailto:oig.hotline@ed.gov)

For more ideas about where to find free information on student aid, visit *Looking for Student Aid* at [www.FederalStudentAid.ed.gov/LSA](http://www.FederalStudentAid.ed.gov/LSA).



# Be an Informed Consumer ...

---

## ... when it comes to federal student aid

### Enrollment contracts

Read any school enrollment contract carefully before you sign it. The contract explains what the school will give you for your money. If a representative of the school promises you things that are not in the contract, such as help finding a job, ask that the promise be written into the contract and that it be signed and dated. A promise is usually not enforceable unless it is in writing.

### Tuition and fees

If you're enrolling in a community college or four-year college, you will probably get a tuition and fee bill before each term (semester or quarter) begins; a portion of your federal student aid will be paid each term.

If you're enrolling at a vocational school, you usually will be charged tuition and fees for the entire educational program at the beginning. However, your federal student aid will usually be divided into at least two payments each year. Most schools use your financial aid to pay your tuition and fees. If there's any left over, the school must give it to you to help pay your living expenses.

### Loans

Even if you qualify for a full Federal Pell Grant (free aid), your cost of attendance might not be entirely covered. If other grant aid and work-study aren't available, check with your school about the types of loans you can get. Before you borrow, think about how you will afford to pay the money back. Either the school or the lender must give you a repayment schedule that explains how much your loan payments will be and when you have to start making the payments. **Remember that you must pay back a loan, even if you drop out of school or don't find a job after you graduate.**

### Refund policy

It's important to find out whether you can get a refund from the school if you drop out before you get your degree or certificate. Every school that uses federal student aid must give you a copy of its refund policy if you request it. If you received financial aid and you withdraw, some or all of the money might have to be returned (by you or the school) to the source of the aid. Be sure to let the school know exactly when you plan to withdraw—it may reduce your debt.





# Why Get a Federal Student Loan?

---

While every student wants free money in the form of scholarships and grants, not everyone can get enough free money to cover the entire cost of college or career school.

**If you've filled out your FAFSA and your school has offered you federal student loans (your school might call them Stafford Loans, Direct Loans, FFEL Loans or Perkins Loans), here are some things to consider:**

- You don't have to start paying back your federal student loans until you graduate or drop out of school. If you get a private loan, you'll have to start making payments right away.
- The interest rate on a federal student loan is almost always lower than that on a private loan—and much lower than that on a credit card!
- Students with greater financial need might qualify to have the government pay their interest while they are in school.
- You don't need a credit record to get a federal student loan.
- You don't need a cosigner to get a federal student loan.

As you can see, a federal student loan is a much better option than a private loan or a credit card. However, do remember that you are responsible for repaying your loan, so don't borrow more than you need for school-related expenses. And if you find you're going to have trouble making your payments, be sure to get in touch with your lender as soon as possible to see what arrangements can be made.

For more information about the types of federal student loans, repayment options, and what happens if you don't make your payments on time, check out our guide called *Your Federal Student Loans*. Read the guide online at [www.FederalStudentAid.ed.gov/repayingpub](http://www.FederalStudentAid.ed.gov/repayingpub) or order a copy of the booklet from **1-800-4-FED-AID (1-800-433-3243)**.



# Got a Federal Student Loan?

---

## Be a Responsible Borrower!

- A loan, unlike a grant, is borrowed money that must be repaid.
- You must repay your loan even if you didn't like the education you received or you can't find a job after you graduate.
- You must keep your lender informed of any changes in your name, address, telephone number, Social Security number, or school enrollment status.
- You must make payments on your loan even if you don't receive a bill or repayment notice. Billing statements are sent to you as a convenience, but you have to make payments even if you don't receive any reminders.
- You can prepay the whole loan or any part of it at any time without penalty. This means you are paying some of the loan before it's due.
- If you apply for deferment\*, forbearance\* or consolidation\*, you must continue to make payments on your loan until you have been notified that your request has been processed and approved.
- Your student loan account balance and status will be reported to national credit bureaus on a regular basis. Just as failing to repay your loan can damage your credit rating, repaying your loan responsibly can help you establish a good credit rating.
- The consequences of defaulting (failing to pay according to your loan contract) on a federal student loan are severe and long lasting. For example, you might not be able to buy a car, and your federal income tax refund could be applied to your student loan balance instead of being sent to you.
- There are repayment options available to assist you if you're having trouble making payments.

Need more information? Check out *Your Federal Student Loans* at [www.FederalStudentAid.ed.gov/repayingpub](http://www.FederalStudentAid.ed.gov/repayingpub). If you don't have Internet access, call **1-800-4-FED-AID (1-800-433-3243)** and ask for a copy of the book to be sent to you.

\* *Deferment and forbearance are ways of putting off or temporarily reducing loan payments. Consolidation means combining two or more federal student loans into a single loan. For details about these terms, read Your Federal Student Loans.*



# Student Aid and Identity Theft

---

## Safeguard Your Student Aid Information

### Identity Theft

**How does identity theft happen?** Criminals use their access to personal data such as names, telephone numbers, Social Security numbers, and bank and credit card information. Using the stolen data, the criminal can fraudulently obtain credit cards, buy items over the Internet, and even establish cellular phone accounts. Complaints to the Federal Trade Commission about identity theft have increased greatly each year since the Commission began compiling its complaint database.

### Reduce Your Risk

- Never give personal information over the phone or Internet unless you made the contact.
- Before providing personal information to an organization, review its privacy policy. By completing, or even requesting a student loan application, you might be granting permission to that organization to access your personal information.
- Apply for federal student aid by filling out the *Free Application for Federal Student Aid* (FAFSA) at [www.fafsa.ed.gov](http://www.fafsa.ed.gov).
- After completing the FAFSA electronically, remember to exit the application and close the browser.
- Keep your Federal Student Aid PIN in a secure place. (Get your PIN at [www.pin.ed.gov](http://www.pin.ed.gov).)
- Don't reveal your PIN to anyone, even if that person is helping you fill out the FAFSA. The only time you should be using your PIN is when you are on U.S. Department of Education (ED) Web sites, which are secure.
- Review your financial aid award documents and keep track of the amount of aid applied for and awarded.
- Shred receipts and copies of documents with personal information if they are no longer needed.
- Immediately report all lost or stolen identification (credit card, driver's license, etc.) to the issuer.

### How We Keep Your Information Safe

ED cares about the privacy of your personal information. The information you share with us via our secure Web sites (e.g., [www.fafsa.ed.gov](http://www.fafsa.ed.gov) and [www.pin.ed.gov](http://www.pin.ed.gov)) goes through a process called encryption. Encryption uses a mathematical formula to scramble your data into a format that is unreadable by anyone who might intercept it. This is how we do our part to keep your information safe—but you need to do yours as well.

### Report Identity Theft

If you become a victim of identity theft or suspect that your information has been stolen, contact:

#### U.S. Department of Education

*Office of Inspector General Hotline*  
1-800-MIS-USED (1-800-647-8733)  
complain online: [www.ed.gov/misused](http://www.ed.gov/misused)

#### Federal Trade Commission

1-877-IDTHEFT (1-877-438-4338)  
complain online: [www.consumer.gov/idtheft](http://www.consumer.gov/idtheft)

#### Social Security Administration

1-800-269-0271  
[www.ssa.gov/pubs/idtheft.htm](http://www.ssa.gov/pubs/idtheft.htm)

#### Equifax Credit Bureau

1-800-525-6285  
[www.equifax.com](http://www.equifax.com)

#### Experian Information Solutions (Formerly TRW)

1-888-397-3742  
[www.experian.com](http://www.experian.com)

#### TransUnion Credit Bureau

1-800-680-7289  
[www.transunion.com](http://www.transunion.com)



# Military Scholarships

---

These scholarships are awarded on the basis of merit rather than financial need.

## Army Reserve Officer Training Corps

Army Reserve Officer Training Corps (ROTC) scholarships are offered at hundreds of colleges. Application packets, information about eligibility, and the telephone number of an ROTC advisor in your area are available from

### College Army ROTC

Telephone: 1-800-USA-ROTC (1-800-872-7682)

Web site: [www.goarmy.com/rotc](http://www.goarmy.com/rotc)

## Naval Reserve Officers Training Corps

The Naval Reserve Officers Training Corps (NROTC) offers both two-year and four-year scholarships. For information and applications, contact

### Naval Service Training Command

Telephone: 1-800-NAV-ROTC (1-800-628-7682)

Web site: <https://www.nrotc.navy.mil>

## Air Force Reserve Officer Training Corps

The Air Force Reserve Officer Training Corps (AFROTC) college scholarship program targets students pursuing certain foreign language and technical degrees, although students entering a wide variety of majors may be accepted. Information about AFROTC scholarships is available from

### College Scholarship Section

Telephone: 1-866-423-7682

Web site: [www.afrotc.com](http://www.afrotc.com)



# APPENDIX F

## Draft 2008–09 *FAFSA on the Web Worksheet*

The *FAFSA on the Web Worksheet* is designed for applicants who prefer to fill something out in writing before applying online. The order of questions on the worksheet follows that of *FAFSA on the Web*, which differs from the paper FAFSA. Therefore, to avoid confusion, we strongly recommend that students not use paper FAFSAs to prepare for *FAFSA on the Web*.

The worksheet published in this handbook is a draft. You can find the final worksheet in PDF at [www.FederalStudentAid.ed.gov/worksheet](http://www.FederalStudentAid.ed.gov/worksheet) for downloading and printing—or you might choose to e-mail it directly to your students.

Feedback about the worksheet is welcome at [fotworksheet@ed.gov](mailto:fotworksheet@ed.gov).

### NOTE:

*The worksheet is not an application and cannot be submitted to the FAFSA processor.  
A student without access to the Internet should use an official paper FAFSA.*





**2008 — 2009**  
**FAFSA ON THE WEB WORKSHEET**  
**www.fafsa.ed.gov**



START HERE  
 GO FURTHER  
 FEDERAL STUDENT AID

## DO NOT MAIL THIS WORKSHEET.

You must complete and submit a *Free Application for Federal Student Aid* (FAFSA) to apply for federal student aid and to apply for most state and college aid. Applying online with *FAFSA on the Web* at **www.fafsa.ed.gov** is faster and easier than using a paper FAFSA.

For state or college aid, the deadline may be as early as January 2008. See the table to the right for state deadlines. Check with your high school counselor or your college's financial aid administrator about other deadlines.

- **Complete this Worksheet only if you plan to use *FAFSA on the Web* to apply for federal student aid.**
- Sections in gray are for parent information.
- In parentheses after each question is the number that is used on *FAFSA on the Web* and the paper FAFSA.
- **Submit your FAFSA early, but not before January 1, 2008.**

### Apply Faster—Sign your FAFSA with a Federal Student Aid PIN.

If you do not have a PIN, you can apply for one at **www.pin.ed.gov**. You will receive your PIN and then you can electronically sign when you submit your FAFSA. If you are providing parent information, one parent must also sign your FAFSA. To sign electronically, your parent should also apply for a PIN.

### You will need the following information to complete this Worksheet:

- Your Social Security Number and your parents' Social Security Numbers if you are providing parent information;
- Your driver's license number if you have one;
- Your Alien Registration Number if you are not a U.S. citizen;
- 2007 federal tax information or tax returns (including IRS W-2 information) for yourself (and spouse if you are married) and for your parents if you are providing parent information. If you have not yet filed a 2007 income tax return, you can still submit your FAFSA but you must provide income and tax information.
- Records of untaxed income, such as Social Security benefits, welfare benefits (e.g., TANF), and veterans benefits, for yourself, and your parents if you are providing parent information; and
- Information on savings, investments, and business and farm assets for yourself, and your parents if you are providing parent information.

#### WARNING!

Be wary of organizations that charge a fee to submit your application or to find you money for school. In general, the help you pay for can be obtained for free from your school or from Federal Student Aid.

#### NOTE:

If you or your family have unusual circumstances (such as loss of employment), complete *FAFSA on the Web* to the extent you can, then submit the application and consult the financial aid office at the college you plan to attend.

### STATE AID DEADLINES

**Check with the school's financial aid administrator for these states and territories:** AL, \*AS, CO, \*FM, GA, \*GU, \*HI, \*MH, \*MP, NE, \*NM, \*NV, OR, PR, \*PW, \*SD, \*TX, UT, \*VA, \*VI, \*VT, WA, WI, and \*WY

AK	April 15, 2008 ( <i>date received</i> )
AR	Academic Challenge - June 1, 2008 Workforce Grant - Contact your financial aid administrator. Higher Education Opportunity Grant - June 1, 2008 (fall term) - November 1, 2008 (spring term) ( <i>date received</i> )
AZ	June 30, 2009 ( <i>date received</i> )
* CA	Initial awards - March 2, 2008 Additional community college awards - September 2, 2008 ( <i>date postmarked</i> )
#* CT	February 15, 2008 ( <i>date received</i> )
* DC	June 30, 2008 ( <i>date received by state</i> )
DE	April 15, 2008 ( <i>date received</i> )
FL	May 15, 2008 ( <i>date processed</i> )
IA	July 1, 2008 ( <i>date received</i> )
#* ID	March 1, 2008 ( <i>date received</i> )
# IL	First-time applicants - September 30, 2008 Continuing applicants - August 15, 2008 ( <i>date received</i> )
IN	March 10, 2008 ( <i>date received</i> )
# *KS	April 1, 2008 ( <i>date received</i> )
# KY	March 15, 2008 ( <i>date received</i> )
LA	July 1, 2008 ( <i>date received</i> )
# MA	May 1, 2008 ( <i>date received</i> )
MD	March 1, 2008 ( <i>date received</i> )
ME	May 1, 2008 ( <i>date received</i> )
MI	March 1, 2008 ( <i>date received</i> )
MN	30 days after term starts ( <i>date received</i> )
MO	April 1, 2008 ( <i>date received</i> )
# MS	MTAG and MESH Grants - September 15, 2008 HELP Scholarship - March 31, 2008
# MT	March 1, 2008 ( <i>date received</i> )
NC	March 15, 2008 ( <i>date received</i> )
ND	March 15, 2008 ( <i>date received</i> )
NH	May 1, 2008 ( <i>date received</i> )
NJ	June 1, 2008, if you received a Tuition Aid Grant in 2007-2008 All other applicants - October 1, 2008, fall and spring terms - March 1, 2009, spring term only ( <i>date received</i> )
* NY	May 1, 2009 ( <i>date received</i> )
OH	October 1, 2008 ( <i>date received</i> )
# OK	April 15, 2008 ( <i>date received</i> ) for best consideration
* PA	All 2007-2008 State Grant recipients & all non-2007-2008 State Grant recipients in degree programs - May 1, 2008 All other applicants - August 1, 2008 ( <i>date received</i> )
# RI	March 1, 2008 ( <i>date received</i> )
SC	Tuition Grants - June 30, 2008 ( <i>date received</i> )
# TN	State Grant - March 1, 2008 State Lottery - September 1, 2008 ( <i>date received</i> )
* WV	March 1, 2008 ( <i>date received</i> )

# For priority consideration, submit application by date specified.

\* Additional form may be required.

## SECTION 1 – STUDENT INFORMATION

- Use of this Worksheet is optional. It should not be submitted to Federal Student Aid or to your school.
- Not all of the questions from *FAFSA on the Web* appear in this Worksheet, but questions are generally ordered as they appear online.
- Once you are online, you may be able to skip some questions based on your answers to earlier questions.

<b>Your Social Security Number (Q8)</b> <b>Your last name (Q1)</b> <b>Your driver's license number (optional) (Q11)</b>	<table border="1" style="width: 100%; height: 20px; border-collapse: collapse;"> <tr> <td style="width: 20px; height: 20px;"></td> <td style="width: 20px; height: 20px;"></td> <td style="width: 20px; height: 20px;"></td> <td style="width: 20px; height: 20px; text-align: center;">-</td> <td style="width: 20px; height: 20px;"></td> <td style="width: 20px; height: 20px;"></td> <td style="width: 20px; height: 20px;"></td> <td style="width: 20px; height: 20px;"></td> <td style="width: 20px; height: 20px;"></td> <td style="width: 20px; height: 20px;"></td> <td style="width: 20px; height: 20px;"></td> <td style="width: 20px; height: 20px;"></td> </tr> </table> <table border="1" style="width: 100%; height: 20px; border-collapse: collapse;"> <tr> <td style="width: 100%;"></td> </tr> </table> <table border="1" style="width: 100%; height: 20px; border-collapse: collapse;"> <tr> <td style="width: 100%;"></td> </tr> </table>				-										
			-												
<b>Are you a U.S. citizen? (Q14)</b> If you are neither a citizen nor an eligible noncitizen, you are not eligible for federal student aid. However, you should still complete the application, because you may be eligible for state or college aid.  If you are in the U.S. on an F1 or F2 student visa, or a J1 or J2 exchange visitor visa, or a G series visa (pertaining to international organizations), you must answer "Neither citizen nor eligible noncitizen."	<input type="checkbox"/> U.S. citizen (U.S. national) <input type="checkbox"/> Eligible noncitizen <small>Generally you are an eligible noncitizen if you are:</small> <ul style="list-style-type: none"> <li>• A permanent U.S. resident with a Permanent Resident Card (I-551);</li> <li>• A conditional permanent resident (I-551C); or</li> <li>• The holder of an Arrival-Departure Record (I-94) from the Department of Homeland Security showing any of the following designations: "Refugee," "Asylum Granted," "Parolee" (I-94 confirms paroled for a minimum of one year and status has not expired), or "Cuban-Haitian Entrant!"</li> </ul> <input type="checkbox"/> Neither citizen nor eligible noncitizen														
<b>Your Alien Registration Number (Q15)</b> If you are an eligible noncitizen, enter your eight- or nine-digit Alien Registration Number.	<table border="1" style="width: 100%; height: 20px; border-collapse: collapse;"> <tr> <td style="width: 20px; height: 20px; text-align: center;">A</td> <td style="width: 20px; height: 20px;"></td> <td style="width: 20px; height: 20px;"></td> <td style="width: 20px; height: 20px;"></td> <td style="width: 20px; height: 20px;"></td> <td style="width: 20px; height: 20px;"></td> <td style="width: 20px; height: 20px;"></td> <td style="width: 20px; height: 20px;"></td> <td style="width: 20px; height: 20px;"></td> <td style="width: 20px; height: 20px;"></td> <td style="width: 20px; height: 20px;"></td> </tr> </table>	A													
A															
<b>Your marital status as of today (Q16)</b> "As of today" refers to the day that you sign your FAFSA.  <b>Month and year you were married, separated, divorced or widowed (Q17)</b> (Example: Month and year: 05/1997)  <b>Your state of legal residence (Q18)</b>  <b>Did you become a legal resident of your state before January 1, 2003? (Q19)</b>  <b>If "No," when did you become a legal resident of your state? (Q20)</b> (Example: Month and year: 05/2004)	<input type="checkbox"/> Single, divorced, or widowed <input type="checkbox"/> Married/remarried <input type="checkbox"/> Separated  <table border="1" style="width: 100%; height: 20px; border-collapse: collapse;"> <tr> <td style="width: 20px; height: 20px; text-align: center;">M</td> <td style="width: 20px; height: 20px; text-align: center;">M</td> <td style="width: 20px; height: 20px; text-align: center;">Y</td> <td style="width: 20px; height: 20px; text-align: center;">Y</td> <td style="width: 20px; height: 20px; text-align: center;">Y</td> <td style="width: 20px; height: 20px; text-align: center;">Y</td> </tr> </table> <table border="1" style="width: 100%; height: 20px; border-collapse: collapse;"> <tr> <td style="width: 100%;"></td> </tr> </table> <input type="checkbox"/> Yes <input type="checkbox"/> No  <table border="1" style="width: 100%; height: 20px; border-collapse: collapse;"> <tr> <td style="width: 20px; height: 20px; text-align: center;">M</td> <td style="width: 20px; height: 20px; text-align: center;">M</td> <td style="width: 20px; height: 20px; text-align: center;">Y</td> <td style="width: 20px; height: 20px; text-align: center;">Y</td> <td style="width: 20px; height: 20px; text-align: center;">Y</td> <td style="width: 20px; height: 20px; text-align: center;">Y</td> </tr> </table>	M	M	Y	Y	Y	Y		M	M	Y	Y	Y	Y	
M	M	Y	Y	Y	Y										
M	M	Y	Y	Y	Y										
Most male students must register with the Selective Service System to get federal aid. If you are a male between the ages of 18 and 25 and <b>NOT</b> already registered with Selective Service, answer "Yes" and Selective Service will register you. (Q22)	<input type="checkbox"/> Yes <input type="checkbox"/> No														
<b>What degree or certificate will you be working on during the 2008-2009 school year? (Q23)</b>	<table style="width: 100%;"> <tr> <td style="width: 50%; vertical-align: top;"> <input type="checkbox"/> 1st bachelor's degree  <input type="checkbox"/> 2nd bachelor's degree  <input type="checkbox"/> Associate degree (occupational/technical program)  <input type="checkbox"/> Associate degree (general education or transfer program)  <input type="checkbox"/> Certificate or diploma for completing an occupational, technical, or educational program of less than two years           </td> <td style="width: 50%; vertical-align: top;"> <input type="checkbox"/> Certificate or diploma for completing an occupational, technical, or educational program of at least two years  <input type="checkbox"/> Teaching credential (nondegree program)  <input type="checkbox"/> Graduate or professional degree  <input type="checkbox"/> Other/Undecided           </td> </tr> </table>	<input type="checkbox"/> 1st bachelor's degree <input type="checkbox"/> 2nd bachelor's degree <input type="checkbox"/> Associate degree (occupational/technical program) <input type="checkbox"/> Associate degree (general education or transfer program) <input type="checkbox"/> Certificate or diploma for completing an occupational, technical, or educational program of less than two years	<input type="checkbox"/> Certificate or diploma for completing an occupational, technical, or educational program of at least two years <input type="checkbox"/> Teaching credential (nondegree program) <input type="checkbox"/> Graduate or professional degree <input type="checkbox"/> Other/Undecided												
<input type="checkbox"/> 1st bachelor's degree <input type="checkbox"/> 2nd bachelor's degree <input type="checkbox"/> Associate degree (occupational/technical program) <input type="checkbox"/> Associate degree (general education or transfer program) <input type="checkbox"/> Certificate or diploma for completing an occupational, technical, or educational program of less than two years	<input type="checkbox"/> Certificate or diploma for completing an occupational, technical, or educational program of at least two years <input type="checkbox"/> Teaching credential (nondegree program) <input type="checkbox"/> Graduate or professional degree <input type="checkbox"/> Other/Undecided														
<b>What will be your grade level when you begin the 2008-2009 school year? (Q24)</b>	<table style="width: 100%;"> <tr> <td style="width: 50%; vertical-align: top;"> <input type="checkbox"/> 1st year/never attended college before  <input type="checkbox"/> 1st year/attended college  <input type="checkbox"/> 2nd year/sophomore  <input type="checkbox"/> 3rd year/junior           </td> <td style="width: 50%; vertical-align: top;"> <input type="checkbox"/> 4th year/senior  <input type="checkbox"/> 5th year/other undergraduate  <input type="checkbox"/> 1st year graduate/professional  <input type="checkbox"/> Continuing graduate/professional or beyond           </td> </tr> </table>	<input type="checkbox"/> 1st year/never attended college before <input type="checkbox"/> 1st year/attended college <input type="checkbox"/> 2nd year/sophomore <input type="checkbox"/> 3rd year/junior	<input type="checkbox"/> 4th year/senior <input type="checkbox"/> 5th year/other undergraduate <input type="checkbox"/> 1st year graduate/professional <input type="checkbox"/> Continuing graduate/professional or beyond												
<input type="checkbox"/> 1st year/never attended college before <input type="checkbox"/> 1st year/attended college <input type="checkbox"/> 2nd year/sophomore <input type="checkbox"/> 3rd year/junior	<input type="checkbox"/> 4th year/senior <input type="checkbox"/> 5th year/other undergraduate <input type="checkbox"/> 1st year graduate/professional <input type="checkbox"/> Continuing graduate/professional or beyond														
<b>At the start of the 2008-2009 school year, what do you expect your enrollment status to be? (Q25)</b> (Enrollment definitions refer to undergraduate study.)	<input type="checkbox"/> Full-time (at least 12 credit hours in a term or 24 clock hours per week) <input type="checkbox"/> 3/4-time (at least 9 credit hours in a term or 18 clock hours per week) <input type="checkbox"/> Half-time (at least 6 credit hours in a term or 12 clock hours per week) <input type="checkbox"/> Less than half-time (fewer than 6 credit hours in a term or less than 12 clock hours per week) <input type="checkbox"/> Not sure														



## SECTION 1 (CONTINUED) – STUDENT INFORMATION

<b>In addition to grants, what types of student aid interest you? (Q26)</b>	<input type="checkbox"/> Student loans (which you must pay back) <input type="checkbox"/> Both work-study and student loans <input type="checkbox"/> Neither <input type="checkbox"/> Don't know
<b>Will you have your first bachelor's degree before July 1, 2008? (Q28)</b>	<input type="checkbox"/> Yes <span style="float: right;"><input type="checkbox"/> No</span>
<b>Highest school your father completed (Q29)</b> Some states and schools offer aid based upon the level of schooling your parents have completed.	<input type="checkbox"/> Middle school/Jr. High <input type="checkbox"/> High school <input type="checkbox"/> College or beyond <input type="checkbox"/> Other/unknown
<b>Highest school your mother completed (Q30)</b> Some states and schools offer aid based upon the level of schooling your parents have completed.	<input type="checkbox"/> Middle school/Jr. High <input type="checkbox"/> High school <input type="checkbox"/> College or beyond <input type="checkbox"/> Other/unknown
<b>Have you been convicted for the possession or sale of illegal drugs for an offense that occurred while you were receiving federal student aid (grants, loans, and/or work-study)? (Q31)</b> A federal law suspends eligibility for some students with drug convictions. Count only federal or state convictions for the possession or sale of illegal drugs if the offense occurred during a period of enrollment for which you were receiving federal student aid (grants, loans, and/or work-study). Do not count convictions that have been removed from your record, or occurred before you turned age 18, unless you were tried as an adult.  If you answer "Yes," you can use an interactive worksheet when completing the FAFSA online, or you can print a worksheet at <a href="http://www.fafsa.ed.gov/q31wksht89.pdf">www.fafsa.ed.gov/q31wksht89.pdf</a> . Based on your answers to the worksheet questions, you can determine if the conviction affects your eligibility for federal student aid.	<input type="checkbox"/> Yes If you have a conviction for possessing or selling illegal drugs, you should submit your FAFSA anyway. You may be eligible for non-federal student aid from state or private sources.  <input type="checkbox"/> No

## SECTION 2 – STUDENT DEPENDENCY STATUS

<b>Were you born before January 1, 1985? (Q48)</b>	<input type="checkbox"/> Yes <span style="float: right;"><input type="checkbox"/> No</span>
<b>At the beginning of the 2008-2009 school year, will you be working on a master's or doctorate program (such as an MA, MBA, MD, JD, PhD, EdD, or graduate certificate, etc.)? (Q49)</b>	<input type="checkbox"/> Yes <span style="float: right;"><input type="checkbox"/> No</span>
<b>As of today, are you married? (Q50) (Answer "Yes" if you are separated but not divorced.) "As of today" refers to the day that you sign your FAFSA.</b>	<input type="checkbox"/> Yes <span style="float: right;"><input type="checkbox"/> No</span>
<b>Do you have children who receive more than half of their support from you? (Q51)</b>	<input type="checkbox"/> Yes <span style="float: right;"><input type="checkbox"/> No</span>
<b>Do you have dependents other than your children/spouse who live with you and who receive more than half of their support from you, now and through June 30, 2009? (Q52)</b>	<input type="checkbox"/> Yes <span style="float: right;"><input type="checkbox"/> No</span>
<b>Are (a) both of your parents deceased, or (b) are you (or were you until age 18) a ward/dependent of the court? (Q53)</b>	<input type="checkbox"/> Yes <span style="float: right;"><input type="checkbox"/> No</span>
<b>Are you currently serving on active duty in the U.S. Armed Forces for purposes other than training? (Q54)</b>	<input type="checkbox"/> Yes <span style="float: right;"><input type="checkbox"/> No</span>
<b>Are you a veteran of the U.S. Armed Forces? (Q55)</b> Answer "Yes," you are a veteran, if you (1) have engaged in active duty in the U.S. Armed Forces (Army, Navy, Air Force, Marines, or Coast Guard) or are a National Guard or Reserves enlistee who was called to active duty for purposes other than training, or were a cadet or midshipman at one of the service academies, and (2) were released under a condition other than dishonorable. Also answer "Yes" if you are not a veteran now but will be by June 30, 2009. Answer "No," you are not a veteran, if you (1) have never engaged in active duty in the U.S. Armed Forces, (2) are currently an ROTC student or a cadet or midshipman at a service academy, or (3) are a National Guard or Reserves enlistee activated only for training. Also answer "No" if you are currently serving in the U.S. Armed Forces and will continue to serve through June 30, 2009.	<input type="checkbox"/> Yes <span style="float: right;"><input type="checkbox"/> No</span>

**If you answered "YES" to ANY of the previous questions, you do not have to provide parental information. Skip to Section 4 on page 6.**  
**If you answered "NO" to ALL of the previous questions, then you must provide parental information. Complete Section 3 on the next page.**

## SECTION 3 – PARENTAL INFORMATION

- If you answered “NO” to all the questions in Section 2, you must complete this section even if you do not live with your parents. Refer to your parents’ IRS tax return when necessary.
  - Answer the questions as of the date you will complete and sign your FAFSA.
  - Grandparents, foster parents and legal guardians are not considered parents on this form unless they have legally adopted you.
  - If both of your parents are living and married to each other, answer the questions about them.
  - If your parent is widowed or single, answer the questions about that parent. If your widowed parent is remarried as of today, answer the questions about that parent and the person to whom your parent is married (your stepparent).
  - If your parents are divorced or separated, answer the questions about the parent you lived with more during the past 12 months. If you did not live with one parent more than the other, give answers about the parent who provided more financial support during the past 12 months, or during the most recent year that you actually received support from a parent. If this parent is remarried as of today, answer the questions about that parent and the person to whom your parent is married (your stepparent).

**What is your parents’ marital status as of today?** (Q56)

“As of today” refers to the day that you sign your FAFSA.

- Married/remarried  
 Single  
 Divorced/separated  
 Widowed

**Month and year your parents were married, separated, divorced, or widowed** (Q57) (Example: Month and year: 05/1997)

M	M	Y	Y	Y	Y
---	---	---	---	---	---

**What is your parents’ e-mail address?** (optional)

**What is your father’s (or stepfather’s) Social Security Number?** (Q58)

		-		-			
--	--	---	--	---	--	--	--

**What is your father’s (or stepfather’s) last name?** (Q59)

**What is your father’s (or stepfather’s) date of birth?** (Q61)

(Example: Month, day and year: 05/07/1961)

M	M	D	D	Y	Y	Y	Y
---	---	---	---	---	---	---	---

**What is your mother’s (or stepmother’s) Social Security Number?** (Q62)

		-		-			
--	--	---	--	---	--	--	--

**What is your mother’s (or stepmother’s) last name?** (Q63)

**What is your mother’s (or stepmother’s) date of birth?** (Q65)

(Example: Month, day and year: 05/07/1961)

M	M	D	D	Y	Y	Y	Y
---	---	---	---	---	---	---	---

**What is your parents’ state of legal residence?** (Q68)

**Did your parents become legal residents of the state before January 1, 2003?** (Q69)

- Yes                       No

**If “No,” give month and year legal residency began for the parent who has lived in the state the longest.** (Q70) (Example: Month and year: 05/2004)

M	M	Y	Y	Y	Y
---	---	---	---	---	---

**Have your parents completed a 2007 IRS income tax return or other income tax return?** (Q76)

- Already completed  
 Will file  
 Will not file

**What income tax return did your parents file or will they file for 2007?** (Q77)

- IRS 1040  
 IRS 1040A, 1040EZ  
 A foreign tax return  
 A tax return with Puerto Rico, another U.S. territory or a freely associated state

**If your parents have filed or will file a 1040, were they eligible to file a 1040A or 1040EZ?** (Q78)

In general, a person is eligible to file a 1040A or 1040EZ if he or she makes less than \$100,000, does not itemize deductions, does not receive income from his or her business or farm, and does not receive alimony. A person is not eligible to file a 1040A or 1040EZ if he or she makes \$100,000 or more, itemizes deductions, receives income from his or her own business or farm, is self-employed, receives alimony, or is required to file Schedule D for capital gains. If you filed a 1040 only to claim Hope or Lifetime Learning tax credits, and would have otherwise been eligible for a 1040A or 1040EZ, you should answer “Yes.”

- Yes  
 No  
 Don’t know

**SECTION 3 (CONTINUED) – PARENTAL INFORMATION**

**In 2007, did you, your parents, or anyone in your parents' household receive benefits from any of the federal benefit programs listed? (Q71-75) Mark all the programs that apply.**

The federal benefit programs are listed in the answer column. Report benefits received for all of your parents' household members. Include in your parents' household: (1) your parents and yourself, even if you don't live with your parents; (2) your parents' other children if (a) your parents will provide more than half of their support from July 1, 2008, through June 30, 2009, or (b) the children could answer "No" to every question in Section 2 of this worksheet; and (3) other people only if they live with your parents, your parents provide more than half of their support, and your parents will continue to provide more than half of their support from July 1, 2008, through June 30, 2009.

- Supplemental Security Income
- Food Stamps
- Free or Reduced Price School Lunch
- Temporary Assistance for Needy Families (TANF)
- Special Supplemental Nutrition Program for Women, Infants, and Children (WIC)

**What was your parents' adjusted gross income for 2007? (Q79)**

Adjusted gross income is on IRS form 1040—line 37; 1040A—line 21; or 1040EZ—line 4.

\$

**How much did your parents earn from working (wages, salaries, tips, combat pay, etc.) in 2007? (Q82, 83)** Answer this question whether or not your parents filed a tax return. This information may be on their W-2 forms, or on IRS Form 1040—lines 7+12+18+Box 14 of IRS Schedule K-1 (Form 1065); 1040A—line 7; or 1040EZ—line 1.

Father/Stepfather \$

Mother/Stepmother \$

**What was the amount your parents paid in income tax for 2007? (Q80)**

Income tax amount is on IRS Form 1040—line 57; 1040A—line 35; or 1040EZ—line 11.

\$

**Enter your parents' exemptions for 2007. (Q81)**

Exemptions are on IRS Form 1040—line 6d or 1040A—line 6d. On the 1040EZ, if a person checked either the "you" or "spouse" box on line 5, use EZ worksheet line F to determine the number of exemptions (\$3,300 equals one exemption). If a person didn't check either box on line 5, enter 01 if he or she is single, or 02 if he or she is married.

**How many people are in your parents' household? (Q66)**

Include in your parents' household: (1) your parents and yourself, even if you don't live with your parents, (2) your parents' other children if (a) your parents will provide more than half of their support from July 1, 2008, through June 30, 2009, or (b) the children could answer "No" to every question in Section 2 of this worksheet, and (3) include other people only if they live with your parents, your parents provide more than half of their support, and your parents will continue to provide more than half of their support from July 1, 2008, through June 30, 2009.

**How many people in the question above will be college students in 2008-2009? (Q67)**

Always count yourself. Do not include your parents. Include others only if they will attend college at least half-time in 2008-2009 in a program that leads to a college degree or certificate.

**Parent FAFSA Worksheets A, B and C. Complete the Worksheets on page 8 to answer the questions below.**

**Your parents' amount from FAFSA Worksheet A (Q84)**

\$

**Your parents' amount from FAFSA Worksheet B (Q85)**

\$

**Your parents' amount from FAFSA Worksheet C (Q86)**

\$

**Parent Asset Information**

- Investments include real estate (do not include the family home), trust funds, UGMA and UTMA accounts, money market funds, mutual funds, certificates of deposit, stocks, stock options, bonds, other securities, Coverdell savings accounts, 529 college savings plans, the refund value of 529 state prepaid tuition plans, installment and land sale contracts (including mortgages held), commodities, etc. For more information about reporting educational savings plans call 1-800-4-FED-AID. Investment value means the current balance or market value of these investments as of today. Investment debt means only those debts that are related to the investments.
- Do not include the value of life insurance, retirement plans (pension funds, annuities, noneducation IRAs, Keogh plans, etc.) or cash, savings, and checking accounts already reported in Q43 and Q87.
- Business and/or investment farm value includes the market value of land, buildings, machinery, equipment, inventory, etc. Business and/or investment farm debt means only those debts for which the business or investment farm was used as collateral.

**As of today, what is your parents' total current balance in cash, savings, and checking accounts? (Q87)**

\$

**As of today, what is the net worth of your parents' investments, including real estate (not their home)? (Q88)** Net worth means current value minus debt.

\$

**As of today, what is the net worth of your parents' current business and/or investment farms? (Q89)** Do not include the value of a family farm that you (your spouse and/or your parents) live on and operate. Do not include the value of a small business that you (your spouse and/or your parents) own and control and that has 100 or fewer full-time or full-time equivalent employees.

\$

## SECTION 4 – STUDENT FINANCES

- Answer the questions as of the date you will complete and sign your FAFSA.
- This section asks about your income. Refer to your IRS tax return when necessary.
- If you filed a foreign tax return, convert all figures to U.S. dollars, using the exchange rate. To view the daily exchange rates, go to [www.federalreserve.gov/releases/h10/update](http://www.federalreserve.gov/releases/h10/update).
- If you are married as of today, report your and your spouse's income, even if you were not married in 2007. Ignore references to spouse if you are single, divorced, separated or widowed.

**Have you completed a 2007 IRS income tax return or other income tax return? (Q32)**

- Already completed  
 Will file  
 Will not file

**What income tax return did you file or will you file for 2007? (Q33)**

- IRS 1040  
 IRS 1040A or 1040EZ  
 A foreign tax return  
 A tax return with Puerto Rico, another U.S. territory or a freely associated state

**If you filed or will file a 1040, were you eligible to file a 1040A or 1040EZ? (Q34)**

In general, you are eligible to file a 1040A or 1040EZ if you make less than \$100,000, do not itemize deductions, do not receive income from your business or farm, and do not receive alimony. A person is not eligible to file a 1040A or 1040EZ if he or she makes \$100,000 or more, itemizes deductions, receives income from his or her own business or farm, is self-employed, receives alimony, or is required to file Schedule D for capital gains. If you filed a 1040 only to claim Hope or Lifetime Learning tax credits, and you would otherwise have been eligible for a 1040A or 1040EZ, you should answer "Yes."

- Yes  
 No  
 Don't know

**What was your (and your spouse's) adjusted gross income for 2007? (Q35)**

Adjusted gross income is on IRS Form 1040—line 37; 1040A—line 21; or 1040EZ—line 4.

\$

**How much did you (and your spouse) earn from working (wages, salaries, tips, combat pay, etc.) in 2007? (Q38, 39)**

Answer this question whether or not you filed a tax return. This information may be on your W-2 forms or on IRS Form 1040—lines 7+12+18+Box 14 of IRS Schedule K-1 (Form 1065); 1040A—line 7; or 1040EZ—line 1.

Student \$

Spouse \$

**If you receive veterans' education benefits, for how many months from July 1, 2008, through June 30, 2009, will you receive these benefits?**

Use 01 to 12. (Q46)

**What is the amount of your monthly veterans' education benefits? (Q47)**

\$

**What was your (and your spouse's) income tax for 2007? (Q36)**

Income tax amount is on IRS Form 1040—line 57; 1040A—line 35; or 1040EZ—line 11.

\$

**Enter your (and your spouse's) exemptions for 2007. (Q37)**

Exemptions are on IRS Form 1040—line 6d or 1040A—line 6d. On the 1040EZ, if a person checked either the "you" or "spouse" box on line 5, use EZ worksheet line F to determine the number of exemptions (\$3,300 equals one exemption). If a person didn't check either box on line 5, enter 01 if he or she is single, or 02 if he or she is married.

- If you answered "YES" to ANY question in Section 2, answer the following questions.

- If you answer "NO" to all the questions in Section 2, skip these questions and go to "Student FAFSA Worksheets A, B and C."

**How many people are in your household? (Q90)**

Include in your household: (1) yourself (and your spouse, if you are married), (2) your children, if you will provide more than half of their support from July 1, 2008, through June 30, 2009, and (3) other people if they now live with you, you provide more than half of their support, and you will continue to provide more than half of their support from July 1, 2008, through June 30, 2009.

**How many people in the question above will be college students in 2008-2009? (Q91)**

Always count yourself. Include others only if they will attend college at least half-time in 2008-2009 in a program that leads to a college degree or certificate.

## SECTION 4 (CONTINUED) – STUDENT FINANCES

**In 2007, did you (or your spouse) or anyone in your household (from Q90) receive benefits from any of the federal benefit programs listed? (Q92-96)**  
Mark all the programs that apply.

The federal benefit programs are listed in the answer column. Report benefits received for all of your household members. Use the instructions in Q90 to identify who is included in your household. Answering these questions will not reduce your eligibility for student aid or these other federal benefits.

- Supplemental Security Income
- Food Stamps
- Free or Reduced Price School Lunch
- Temporary Assistance for Needy Families (TANF)
- Special Supplemental Nutrition Program for Women, Infants, and Children (WIC)

**Student FAFSA Worksheets A, B and C.** Complete the Worksheets on page 8 to answer the questions below.

Your amount from FAFSA Worksheet A (Q40)

\$

Your amount from FAFSA Worksheet B (Q41)

\$

Your amount from FAFSA Worksheet C (Q42)

\$

**Student Asset Information** (See page 5 for instructions on reporting assets.)

**As of today, what is your (and your spouse's) total current balance of cash, savings and checking accounts? (Q43)**

\$

**As of today, what is the net worth of your (and your spouse's) investments, including real estate (not your home)? (Q44)**

\$

Net worth means current value minus debt.

**As of today, what is the net worth of your (and your spouse's) current business and/or investment farms? (Q45)**

\$

**Do not include** the value of a family farm that you (your spouse and/or your parents) live on and operate. Do not include the value of a small business that you (your spouse and/or your parents) own and control and that has 100 or fewer full-time or full-time equivalent employees.

## SECTION 5 – SCHOOLS TO RECEIVE INFORMATION

- If you do not know the school code, write the school's name. You will have a chance online to search for the school code.
- For each school code, indicate the corresponding housing plan.

	1 <sup>st</sup> school	2 <sup>nd</sup> school	3 <sup>rd</sup> school	4 <sup>th</sup> school	5 <sup>th</sup> school
<b>Federal School Code</b>	_____ (Q97.a)	_____ (Q97.c)	_____ (Q97.e)	_____ (Q97.g)	_____ (Q97.i)
<b>Housing Plan</b>	<input type="checkbox"/> on campus <input type="checkbox"/> off campus <input type="checkbox"/> with parent (Q97.b)	<input type="checkbox"/> on campus <input type="checkbox"/> off campus <input type="checkbox"/> with parent (Q97.d)	<input type="checkbox"/> on campus <input type="checkbox"/> off campus <input type="checkbox"/> with parent (Q97.f)	<input type="checkbox"/> on campus <input type="checkbox"/> off campus <input type="checkbox"/> with parent (Q97.h)	<input type="checkbox"/> on campus <input type="checkbox"/> off campus <input type="checkbox"/> with parent (Q97.j)
	6 <sup>th</sup> school	7 <sup>th</sup> school	8 <sup>th</sup> school	9 <sup>th</sup> school	10 <sup>th</sup> school
<b>Federal School Code</b>	_____ (Q97.k)	_____ (Q97.m)	_____ (Q97.o)	_____ (Q97.q)	_____ (Q97.s)
<b>Housing Plan</b>	<input type="checkbox"/> on campus <input type="checkbox"/> off campus <input type="checkbox"/> with parent (Q97.l)	<input type="checkbox"/> on campus <input type="checkbox"/> off campus <input type="checkbox"/> with parent (Q97.n)	<input type="checkbox"/> on campus <input type="checkbox"/> off campus <input type="checkbox"/> with parent (Q97.p)	<input type="checkbox"/> on campus <input type="checkbox"/> off campus <input type="checkbox"/> with parent (Q97.r)	<input type="checkbox"/> on campus <input type="checkbox"/> off campus <input type="checkbox"/> with parent (Q97.t)

**Go to [www.fafsa.ed.gov](http://www.fafsa.ed.gov) and enter the information from this worksheet.**

Additional help is available online, or you can call 1-800-4-FED-AID.

TTY users (hearing impaired) may call 1-800-730-8913.

For more information on federal student aid visit [www.FederalStudentAid.ed.gov](http://www.FederalStudentAid.ed.gov). You can also talk with your school's financial aid office about other types of student aid that may be available

**DO NOT MAIL THIS WORKSHEET.**

## FAFSA WORKSHEETS - CALENDAR YEAR 2007

**These worksheets are solely for completing the FAFSA Worksheet questions,  
on page 7 for the student and, on page 5 for the student's parents.**

### FAFSA Worksheet A—Report Annual Amounts

Student/Spouse For Page 7			Parents For Page 5
\$	Earned income credit from IRS Form 1040—line 66a; 1040A—line 40a; or 1040EZ—line 8a	\$	
\$	Additional child tax credit from IRS Form 1040—line 68 or 1040A—line 41	\$	
\$	Welfare benefits, including Temporary Assistance for Needy Families (TANF). Do not include food stamps or subsidized housing.	\$	
\$	Social Security benefits received, for all household members as reported in question 90 (or 66 for your parents), that were not taxed (such as SSDI). Report benefits paid to parents in the Parents' column, and benefits paid directly to student (or spouse) in the Student/Spouse column.	\$	
\$	Enter in question 40 on Page 7.	Enter in question 84 on Page 5.	\$

### FAFSA Worksheet B—Report Annual Amounts

Student/Spouse For Page 7			Parents For Page 5
\$	Payments to tax-deferred pension and savings plans (paid directly or withheld from earnings), including, but not limited to, amounts reported on the W-2 Form in Boxes 12a through 12d, codes D, E, F, G, H, and S.	\$	
\$	IRA deductions and payments to self-employed SEP, SIMPLE, and Keogh and other qualified plans from IRS Form 1040—line 28 + line 32 or 1040A—line 17	\$	
\$	Child support received for all children. Don't include foster care or adoption payments.	\$	
\$	Tax exempt interest income from IRS Form 1040—line 8b or 1040A—line 8b	\$	
\$	Foreign income exclusion from IRS Form 2555—line 45 or 2555EZ—line 18	\$	
\$	Untaxed portions of IRA distributions from IRS Form 1040—lines (15a minus 15b) or 1040A—lines (11a minus 11b). Exclude rollovers. If negative, enter a zero here.	\$	
\$	Untaxed portions of pensions from IRS Form 1040—lines (16a minus 16b) or 1040A—lines (12a minus 12b). Exclude rollovers. If negative, enter a zero here.	\$	
\$	Credit for federal tax on special fuels from IRS Form 4136—line 20 (nonfarmers only)	\$	
\$	Housing, food and other living allowances paid to members of the military, clergy and others (including cash payments and cash value of benefits)	\$	
\$	Veterans' noneducation benefits such as Disability, Death Pension, or Dependency & Indemnity Compensation (DIC), and/or VA Educational Work-Study allowances	\$	
\$	Other untaxed income not reported elsewhere on Worksheets A and B, such as workers' compensation, untaxed portions of railroad retirement benefits, Black Lung Benefits, disability, etc. Tax filers only: report combat pay not included in adjusted gross income (Q35 and Q79).  Don't include student aid, Workforce Investment Act educational benefits, combat pay if you are not a tax filer, or benefits from flexible spending arrangements (e.g., cafeteria plans).	\$	
\$	Money received, or paid on your behalf (e.g., bills), not reported elsewhere on this form	XXXXXXXXXX	
\$	Enter in question 41 on Page 7.	Enter in question 85 on Page 5.	\$

### FAFSA Worksheet C—Report Annual Amounts

Student/Spouse For Page 7			Parents For Page 5
\$	Education credits (Hope and Lifetime Learning tax credits) from IRS Form 1040—line 50 or 1040A—line 31	\$	
\$	Child support paid because of divorce or separation or as a result of a legal requirement. Don't include support for children in your (or your parents') household, as reported in question 90 (or question 66 for your parents).	\$	
\$	Taxable earnings from need-based employment programs, such as Federal Work-Study and need-based employment portions of fellowships and assistantships.	\$	
\$	Student grant and scholarship aid reported to the IRS in your (or your parents') adjusted gross income. Includes AmeriCorps benefits (awards, living allowances, and interest accrual payments), as well as grant or scholarship portions of fellowships and assistantships.	\$	
\$	Enter in question 42 on Page 7.	Enter in question 86 on Page 5.	\$

# Abbreviations

**ACG:** Academic Competitiveness Grant

**AFROTC:** Air Force Reserve Officer Training Corps

**CPS:** Central Processing System

**DHS:** U.S. Department of Homeland Security

**DRN:** Data Release Number

**ED:** U.S. Department of Education

**EFC:** Expected Family Contribution

**FAA:** financial aid administrator

**FAFSA:** *Free Application for Federal Student Aid*

**FFEL:** Federal Family Education Loan

**FSAIC:** Federal Student Aid Information Center

**FSAPubs:** Federal Student Aid Publications  
Ordering System

**FSEOG:** Federal Supplemental Educational  
Opportunity Grant

**FTC:** Federal Trade Commission

**FWS:** Federal Work-Study

**GEAR UP:** Gaining Early Awareness and Readiness  
for Undergraduate Programs

**GED:** General Educational Development [certificate]

**HHS:** U.S. Department of Health and Human Services

**IRS:** Internal Revenue Service

**ISIR:** *Institutional Student Information Record*

**LEAP:** Leveraging Educational Assistance Partnership

**NROTC:** Naval Reserve Officers Training Corps

**NSLDS:** National Student Loan Data System

**PIN:** personal identification number

**PSAT/NMSQT:** Preliminary SAT/National Merit  
Scholarship Qualifying Test

**ROTC:** Army Reserve Officer Training Corps

**SAP:** satisfactory academic progress

**SAR:** *Student Aid Report*

**SMART:** Science and Math Access to Retain Talent  
(as in National SMART Grant)

**SSA:** Social Security Administration

**SSN:** Social Security number

**TTY:** teletype

**VA:** U.S. Department of Veterans Affairs



**Counselors and Mentors Handbook on Federal Student Aid**  
*2008–09*

[www.fsa4counselors.ed.gov](http://www.fsa4counselors.ed.gov)



**START HERE**   
**GO FURTHER**  
FEDERAL STUDENT AID<sup>SM</sup>