


DATA AND CHARACTERISTICS

of the
Illinois Public Community College System



Illinois Community College Board
401 East Capitol Avenue
Springfield, IL 62701-1711
Telephone: (217) 785-0123
July 2005
www.iccb.state.il.us

DATA AND CHARACTERISTICS OF THE ILLINOIS PUBLIC COMMUNITY COLLEGE SYSTEM

JULY 2005

TABLE OF CONTENTS

	<u>Page</u>
Introduction	ix
A Summary Profile of the Illinois Public Community Colleges	x
Map of the Illinois Public Community College Districts	xi
Section I - Fall Student Characteristics	1
Table I-1 - Summary of Opening Fall 2004 Student Headcount Enrollment by Sex and Type of Attendance	2
Table I-2 - Summary of Opening Fall 2004 Student Headcount Enrollment by Instructional Program Area	4
Table I-3 - Summary of Opening Fall 2004 Student Headcount Enrollment by Age	5
Table I-4 - Summary of Opening Fall 2004 Student Headcount Enrollment by Ethnic Origin	6
Table I-5 - Summary of Opening Fall 2004 Student Headcount Enrollment by Academic Classification	7
Table I-6 - Summary of Opening Fall 2004 Student Headcount Enrollment by Type of Residency	8
Table I-7 - Summary of Opening Fall 2004 Student Headcount Enrollment by Enrollment Status	9
Table I-8 - Proportions of District Populations Served by Illinois Public Community Colleges in Instructional Credit Curricula by Headcount and FTE	10
Table I-9 - Summary of Opening Fall 2004 Student Headcount Enrollment by Instructional Program Area and Student Level	11

TABLE OF CONTENTS
(Continued)

	<u>Page</u>
Table I-10 - Summary of Opening Fall Term Student Headcount Enrollment - Fall 1995 Through Fall 2004	15
Table I-11 - Summary of Opening Fall Term Student FTE Enrollment - Fall 1995 Through Fall 2004	16
Section II - Faculty and Staff Data	17
Table II-1 - Summary of Instructional Teaching Faculty (9 and 12 mos.) Employed in Illinois Public Community Colleges by Sex and Employment Status During Fall 2004	19
Table II-2 - Summary of Administrative Staff Employed in Illinois Public Community Colleges by Sex and Employment Status During Fall 2004	20
Table II-3 - Summary of Other Nonteaching Professional Staff (9 and 12 month) Employed in Illinois Public Community Colleges by Sex and Employment Status During Fall 2004	21
Table II-4 - Summary of Civil Service or Classified Staff Employed in Illinois Public Community Colleges by Sex and Employment Status During Fall 2004	22
Table II-5 - Fiscal Year 2005 Average Contractual Base Salaries for Full-Time Teaching Faculty (9 Mos.), Administrative Staff (12 Mos.), and Nonteaching Professional Staff (12 Mos.) in Illinois Public Community Colleges	23
Table II-6 - Average On-Campus Class by Type - Fall 2004	24
Table II-7 - Percentage of On-Campus Classes by Class Size Categories - Fall 2004	25
Table II-8 - Average On-Campus Class by Type - Fall 2005	26
Table II-9 - Percentage of On-Campus Classes by Class Size Categories - Fall 2005	27

TABLE OF CONTENTS
(Continued)

	<u>Page</u>
Section III - Annual Enrollment and Completion Data	28
Table III-1 - Summary of Annual Unduplicated Headcount Enrollment by Sex for Fiscal Year 2004	29
Table III-2 - Summary of Annual Unduplicated Headcount Enrollment by Program Classification for Fiscal Year 2004	30
Table III-3 - Annual Unduplicated Enrollment by Academic Program by College for Fiscal Year 2004	31
Table III-4 - Summary of Annual Unduplicated Headcount Enrollment by Age for Fiscal Year 2004	54
Table III-5 - Summary of Annual Unduplicated Headcount Enrollment by Ethnic Origin for Fiscal Year 2004	55
Table III-6 - Highest Degree Previously Earned for Fiscal Year 2004 Illinois Public Community College Students	56
Table III-7 - Summary of Transfer and General Studies Degrees and Certificates Awarded in Fiscal Year 2004	57
Table III-8 - Summary of Occupational Degrees and Certificates Awarded in Fiscal Year 2004	59
Table III-9 - Annual Duplicated Completers by Academic Program by College for Fiscal Year 2004	60
Table III-10 - Summary of Adult Education Completions Awarded in Fiscal Year 2004 by Community College District	80
Table III-11 - Summary of High School Completions Awarded in Fiscal Year 2004 by Community College District	81
Table III-12 - Summary of Annual Unduplicated Headcount Enrollment by Ethnic Origin in General Associate Programs-Fiscal Year 2004	82
Table III-13 - Summary of Annual Unduplicated Headcount Enrollment by Ethnic Origin in Baccalaureate/Transfer Programs-Fiscal Year 2004	83

TABLE OF CONTENTS
(Continued)

	<u>Page</u>
Table III-14 - Summary of Annual Unduplicated Headcount Enrollment by Ethnic Origin in Occupational Programs-Fiscal Year 2004	84
Table III-15 - Summary of Annual Unduplicated Headcount Enrollment by Ethnic Origin in General Studies Programs-Fiscal Year 2004	85
Table III-16 - Summary of Annual Unduplicated Headcount Enrollment by Ethnic Origin in Vocational Programs-Fiscal Year 2004	86
Table III-17 - Summary of Annual Unduplicated Headcount Enrollment by Ethnic Origin in Adult Basic Education Programs-Fiscal Year 2004	87
Table III-18 - Summary of Annual Unduplicated Headcount Enrollment by Ethnic Origin in Adult Secondary Education Programs-Fiscal Year 2004	88
Table III-19 - Summary of Annual Unduplicated Headcount Enrollment by Ethnic Origin in English as a Second Language Programs- Fiscal Year 2004	89
Section IV - Financial Data	90
Table IV-1 - Annual FTE Students - Fiscal Year 1994 Through Fiscal Year 2004	91
Table IV-2 - Total ICCB Grants Paid to Community Colleges - Fiscal Year 1998 Through Fiscal Year 2005	92
Table IV-3 - Net Instructional Unit Cost in Illinois Public Community Colleges Since Fiscal Year 1998	93
Table IV-4 - Net Instructional Unit Cost in Illinois Public Community Colleges- Unrestricted Costs Only	94
Table IV-5 - Fiscal Year 2004 Total Reimbursable Credit Hours	95
Table IV-6 - Fiscal Year 2004 Total Reimbursable Unrestricted Credit Hours	96
Table IV-7 - Summary of Fiscal Year 2004 ICCB Grants to Illinois Public Community Colleges	97

TABLE OF CONTENTS
(Continued)

	<u>Page</u>
Table IV-8 - Summary of Fiscal Year 2005 ICCB Grants to Illinois Public Community Colleges	98
Table IV-9 - Per Capita Costs, Chargeback Rates, and Student Tuition and Fee Rates at Illinois Public Community College Districts	99
Table IV-10 - 2003 Operating Tax Extensions for Real Estate and Other Property Tax and 2004 Corporate Personal Property Replacement Tax Revenues	100
Table IV-11 - 2003 Tax Levy Rates (Per \$100 of EAV)	101
Table IV-12 - Fiscal Year 2004 Net Instructional Unit Cost by Funded Instructional Categories in Illinois Public Community Colleges	102
Table IV-13 - Fiscal Year 2004 Net Instructional Unit Cost by Funded Instructional Categories in Illinois Public Community Colleges - Unrestricted Costs	103
Table IV-14 - Fiscal Year 2004 Audited Operating Revenues by Source	104
Table IV-15 - Fiscal Year 2004 Audited Operating Expenditures by Function	106
Table IV-16 - Fiscal Year 2004 Audited Operating Expenditures by Object	107
Table IV-17 - Fiscal Year 2004 Total Current Fund Revenue by Source	108
Table IV-18 - Fiscal Year 2004 Total Current Fund Expenditures by Function	109
Table IV-19 - Fiscal Year 2004 Energy Costs	110
Section V - Facilities Data	111
Table V-1 - Summary of Acres by Use for Illinois Public Community Colleges as of August 1, 2004	112

TABLE OF CONTENTS
(Continued)

	<u>Page</u>
Table V-2 - Summary of Total Square Footage Available on Illinois Public Community College Campuses as of June 30, 2004	113
Table V-3 - Square Footage of On-Campus Facilities Under Construction or Approved for Construction as of August 1, 2004	114
Table V-4 - Total Net Assignable Square Footage by Room Use Classification	115
Table V-5 - Net Assignable Square Footage in Completed Permanent State-Funded Facilities by Higher Education Facility Inventory Room Use Classification as of June 30, 2004	116
Table V-6 - Net Assignable Square Footage in Completed Permanent Locally Funded Facilities by Higher Education Facility Inventory Room Use Classification as of June 30, 2004	117
Table V-7 - Net Assignable Square Footage in Temporary Facilities by Higher Education Facility Inventory Room Use Classification as of June 30, 2004	118
Table V-8 - Net Assignable Square Footage in State-Funded Facilities Under Construction or Approved for Construction by Higher Education Facility Inventory Room Use Classification as of August 1, 2004	119
Table V-9 - Net Assignable Square Footage in Locally Funded Permanent Facilities Under Construction or Approved for Construction as of August 1, 2004	120
Table V-10 - Total Net Assignable Square Feet of Permanent Facilities by Room Use Classification Per 10th Day On-Campus FTE Student as of June 30, 2004 (Completed, Under Construction, Approved, or Appropriated)	121
Table V-11 - Total Protection, Health, and Safety Projects Approved	122
Table V-12 - Budgeted Revenue for Community College Construction Since January 1990	123

TABLE OF CONTENTS
(Continued)

	<u>Page</u>
Table V-13 - Budgeted Revenue for Permanent Community College Facilities Under Construction or Planned as of February 2005	149
Table V-14 - Capital Projects Under Construction - Funding Authorized by Protection, Health, and Safety Legislation	159
Table V-15 - Capital Renewal Projects Approved for Fiscal Year 2003	167
Table V-16 - Capital Renewal Projects Approved for Fiscal Year 2004	168
Table V-17 - Capital Renewal Projects Approved for Fiscal Year 2005	169

LIST OF FIGURES

	<u>Page</u>
Figure 1 - Opening Fall 2004 Headcount Enrollment by Instructional Program Area	3
Figure 2 - Fall 2004 State Headcount Distribution of Employees by Employee Group	18
Figure 3 - FY 2004 Annual Duplicated Completers in Broad Program Categories	58
Figure 4 - FY 2004 Audited Sources of Revenue	105

INTRODUCTION

This is the twenty-third publication of a comprehensive data book by the Illinois Community College Board (ICCB). This document contains data and characteristics of the Illinois public community college system and is designed to serve as a basic reference. No analysis of the data is intended in this document. The data are obtained from various surveys and studies conducted by ICCB staff and from the colleges' annual MIS submissions.

This year the major data tables from the data book will again be available to colleges in computer-readable form using Quattro Pro (Windows) spreadsheet format. To receive the data book in computer-readable form: (1) send two blank, formatted 3 1/2 inch diskettes that can be read by an IBM compatible microcomputer; (2) specify whether the diskettes are high density or regular density; (3) enclose a self-addressed envelope with return postage; and (4) forward your request to the Production Controller, Information Technology Services, Illinois Community College Board, 401 East Capitol Avenue, Springfield, Illinois 62701-1711. Access to the 2005 Data Book is also available on the ICCB website at www.iccb.state.il.us/HTML/publications/reports.html, scroll down to *Data and Characteristics of the Illinois Public Community College System*, click on 2005.

This document contains annual data for fiscal year 2003 and fall term data for 2004 (fiscal year 2004). Enrollment data and faculty and staff data are collected during the fall term each year; thus, these data are fall term 2004 (fiscal year 2004). Budgeted operating finance and facilities data are for fiscal year 2004. Audited financial data, unit cost data, annual enrollments, and graduate data are for fiscal year 2004.

This publication provides information about (1) students, (2) faculty and staff, (3) annual enrollment and completion, (4) operating finance, and (5) capital construction. Each of these areas constitutes a section of this document. Several tables summarize data from more detailed reports that have been published separately. The objective of this document is to provide useful summaries of data for community college districts in one reference document. If you have requests for other data or suggestions for additions or deletions, please contact the ICCB office.

Special acknowledgment is extended to the personnel of the colleges for their cooperation in completing surveys and providing the ICCB with computer-readable data on a timely basis.

Note that one Illinois public community college changed its name during fiscal year 2000. Southwestern Illinois was formerly known as Belleville Area College. Individuals interested in making comparisons with prior editions of this report should be aware of this change.

Table 1 on the next page is a summary profile of selected statistics for the 39 Illinois public community college districts. The map on page x shows the geographic location of each college district.

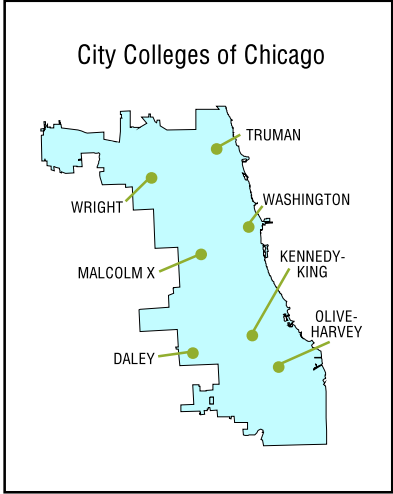
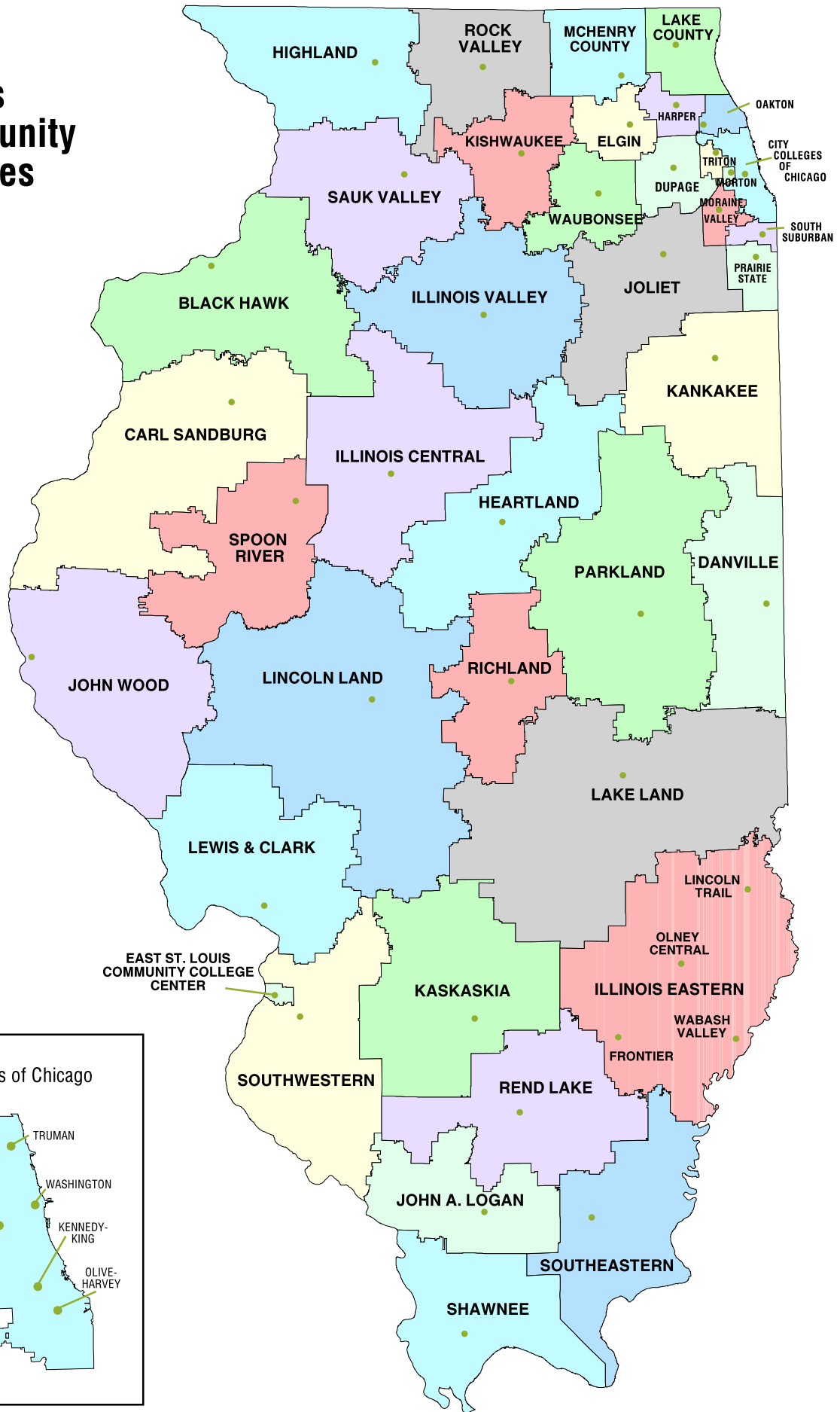
Illinois Community College Board

Table 1

A SUMMARY PROFILE OF THE ILLINOIS PUBLIC COMMUNITY COLLEGES

Dist. No.	District	District Location	District Size			2003 Tax Base EAV	2003 Tax Rates Extended				Student Enrollment		FY 05 Annual Tuition & Fee Charges
			# of Coll.	2003 Population	Square Miles		Educ. & O&M Rate	Bond & Interest Rate	All Other Tax Rates	Total	Fall 2004 Headcount	Annual FY 04 FTE	
503	BLACK HAWK	Moline	1	224,510	2,240	\$2,870,452,838	19.00	0.00	18.40	37.40	6,600	4,812	\$1,920
508	CHICAGO	Chicago	7	2,868,891	230	\$53,144,460,700	15.32	0.00	9.27	24.59	63,811	41,486	\$2,110
507	DANVILLE	Danville	1	89,244	1,288	\$854,551,653	44.79	6.82	8.48	60.09	2,638	1,712	\$1,740
502	DUPAGE	Glen Ellyn	1	1,034,746	350	\$32,963,744,212	17.26	3.24	0.50	21.00	29,854	16,618	\$2,250
509	ELGIN	Elgin	1	423,664	343	\$9,168,104,300	28.63	0.47	9.66	38.76	10,851	5,672	\$2,100
512	HARPER	Palatine	1	518,617	193	\$16,674,765,667	22.40	6.80	1.55	30.75	15,265	8,718	\$2,555
540	HEARTLAND	Bloomington	1	199,593	1,863	\$3,176,987,362	22.50	5.28	7.47	35.26	4,647	2,730	\$1,800
519	HIGHLAND	Freeport	1	90,956	1,640	\$1,401,821,720	25.00	11.97	10.93	47.90	2,500	1,752	\$1,920
514	ILLINOIS CENTRAL	East Peoria	1	359,969	2,322	\$4,965,378,730	25.00	13.01	10.44	48.45	12,046	7,122	\$1,800
529	ILLINOIS EASTERN	Olney	4	109,431	3,066	\$1,019,727,226	25.00	14.50	5.03	44.53	10,317	5,202	\$1,530
513	ILLINOIS VALLEY	Oglesby	1	147,878	2,058	\$2,365,093,303	17.00	8.24	20.25	45.49	4,078	2,693	\$1,838
525	JOLIET	Joliet	1	534,154	1,434	\$12,414,375,794	19.39	0.00	1.72	21.11	12,751	7,458	\$2,040
520	KANKAKEE	Kankakee	1	131,544	1,586	\$1,686,882,961	18.00	1.41	11.43	30.84	3,513	3,025	\$1,800
501	KASKASKIA	Centralia	1	119,077	2,231	\$1,021,038,235	25.00	4.08	12.70	41.78	4,601	3,404	\$1,710
523	KISHWAUKEE	Malta	1	102,478	831	\$1,528,760,582	34.78	13.51	4.96	53.25	4,192	2,530	\$1,860
532	LAKE COUNTY	Grayslake	1	660,524	442	\$20,394,958,464	18.80	0.80	0.50	20.10	15,868	7,532	\$1,920
517	LAKE LAND	Mattoon	1	189,501	3,961	\$1,992,493,937	18.00	7.24	21.14	46.38	7,196	5,442	\$1,904
536	LEWIS & CLARK	Godfrey	1	218,997	2,044	\$2,571,324,470	25.00	14.21	5.47	44.68	7,446	3,537	\$2,010
526	LINCOLN LAND	Springfield	1	331,620	4,115	\$4,360,664,394	34.00	3.00	1.59	38.59	6,942	4,483	\$1,770
530	LOGAN	Carterville	1	143,070	1,192	\$1,214,873,451	35.00	0.00	12.80	47.80	7,281	4,338	\$1,710
528	MC HENRY	Crystal Lake	1	239,483	600	\$6,205,355,948	28.72	1.60	0.98	31.30	5,331	3,559	\$2,010
524	MORAIN VALLEY	Palos Hills	1	403,831	133	\$8,548,717,307	20.37	2.16	3.00	25.53	16,077	9,580	\$1,920
527	MORTON	Cicero	1	152,617	17	\$1,597,257,407	35.24	3.62	8.20	47.06	4,436	2,517	\$1,770
535	OAKTON	Des Plaines	1	466,326	107	\$16,562,197,488	17.27	0.00	0.58	17.85	11,212	6,994	\$1,938
505	PARKLAND	Champaign	1	249,591	2,908	\$3,439,908,329	36.00	0.00	12.38	48.38	9,536	5,924	\$2,010
515	PRAIRIE STATE	Chicago Hgts.	1	208,533	220	\$2,971,162,368	22.03	5.15	7.12	34.30	5,342	2,860	\$2,280
521	REND LAKE	Ina	1	91,481	1,850	\$627,468,616	24.07	19.16	15.05	58.28	3,420	2,805	\$1,710
537	RICHLAND	Decatur	1	135,599	1,114	\$1,823,453,477	25.31	6.20	6.88	38.39	3,112	2,134	\$1,665
511	ROCK VALLEY	Rockford	1	350,685	1,033	\$5,171,168,227	27.00	14.27	4.01	45.28	9,475	5,484	\$1,770
518	SANDBURG	Galesburg	1	111,242	2,834	\$1,287,419,979	22.00	14.58	14.81	51.39	3,575	2,392	\$2,415
506	SAUK VALLEY	Dixon	1	102,781	1,625	\$1,285,534,896	27.50	10.79	7.45	45.74	2,623	1,601	\$1,980
531	SHAWNEE	Ullin	1	62,232	1,466	\$462,860,604	29.55	0.00	12.73	42.28	2,077	1,667	\$1,440
510	SOUTH SUBURBAN	S. Holland	1	279,541	79	\$3,413,411,591	17.50	8.37	15.60	41.47	7,535	4,997	\$2,333
533	SOUTHEASTERN	Harrisburg	1	54,239	1,656	\$376,907,114	38.00	10.33	9.79	58.12	3,578	1,908	\$1,710
522	SOUTHWESTERN	Belleville	1	442,190	2,054	\$4,690,170,804	15.47	0.83	17.78	34.08	14,376	8,093	\$1,650
534	SPOON RIVER	Canton	1	71,976	1,566	\$642,315,574	25.00	10.55	13.58	49.13	2,412	1,288	\$1,965
504	TRITON	River Grove	1	328,559	55	\$7,375,867,327	23.98	0.27	2.59	26.84	15,597	8,215	\$1,980
516	WAUBONSEE	Sugar Grove	1	307,002	624	\$6,313,177,734	33.64	0.96	6.60	41.20	8,682	5,016	\$1,650
539	WOOD	Quincy	1	97,152	2,363	\$973,449,799	22.31	3.40	11.69	37.40	2,411	1,591	\$2,310
			48	12,653,525	55,733	\$249,558,264,588	25.15	5.82	8.85	39.81	363,204	218,891	\$1,918

Illinois Community Colleges



Section I

FALL STUDENT CHARACTERISTICS

This section includes data on headcount and full-time equivalent (FTE) student enrollments in Illinois public community colleges.

In fall 2004, the public community colleges of Illinois enroll approximately 64.4 percent of all students enrolled in public colleges and universities in the state of Illinois. The diverse population of the communities that the colleges serve is reflected in the student characteristics shown in this section.

The tables show student enrollments based on opening counts (10th-day enrollments) for the fall term. Opening enrollment counts are a snapshot count at the end of the regular registration for the fall term and do not include many students who enroll for courses which start later in a term - particularly in adult education.

Table I-1 lists the fall 2004 student headcount enrollment by sex and type of attendance. Over 58 percent of the 363,204 students enrolled in Illinois public community colleges were women. Part-time students accounted for approximately 64 percent of the enrollments.

Table I-2 itemizes the fall 2004 student headcount enrollment by instructional program area. As depicted in Figure 1, 44.35 percent of the students were enrolled in baccalaureate/transfer programs, 34.04 percent in occupational and vocational skills programs, 1.68 percent in general studies programs, 6.17 percent in general associate programs, and 13.77 percent in adult basic education/adult secondary education/English as a Second Language programs.

The data in Table I-3 show fall 2004 headcount enrollment by age categories and provide the median age of students for each public community college. The median age for fall 2004 students was 24.02 years. This is up .52 years from the fall 2003 median age of 23.5. The fall 2004 mean age was 28.81 years.

Tables I-4 through I-7 summarize fall 2004 student headcount enrollment by ethnic origin, academic classification, type of residency, and enrollment status. Table I-5 shows that approximately 20.7 percent of fall 2003 students were classified as sophomores. Almost 49 percent of the fall 2004 enrollments were classified as freshmen.

Table I-8 lists by headcount and FTE the proportions of district populations served by Illinois public community colleges in instructional credit curricula. Table I-9 summarizes fall 2004 headcount enrollment by instructional program area and student level.

Table I-10 details the trends in community college headcount enrollments from fall 1995 through fall 2004. Table I-11 lists the trends of FTE enrollments for the same ten-year period.

Illinois Community College Board

Table I-1

SUMMARY OF OPENING FALL 2004 STUDENT HEADCOUNT ENROLLMENT BY
SEX AND TYPE OF ATTENDANCE

Dist. No.	District/College	Male	Female	Full-time	Part-time	Total
503	Black Hawk	2,544	4,056	3,138	3,462	6,600
508	Chicago	(24,577)	(39,234)	(21,230)	(42,581)	(63,811)
	Daley	4,050	6,767	3,777	7,040	10,817
	Kennedy-King	1,777	4,036	2,793	3,020	5,813
	Malcolm X	2,554	5,259	3,291	4,522	7,813
	Olive-Harvey	1,853	3,819	2,472	3,200	5,672
	Truman	6,403	7,598	2,314	11,687	14,001
	Washington	3,210	4,777	3,577	4,410	7,987
	Wilbur Wright	4,730	6,978	3,006	8,702	11,708
507	Danville	909	1,729	1,221	1,417	2,638
502	DuPage	12,925	16,929	10,657	19,197	29,854
509	Elgin	4,830	6,021	3,348	7,503	10,851
512	Harper	6,468	8,797	5,964	9,301	15,265
540	Heartland	2,066	2,581	1,971	2,676	4,647
519	Highland	864	1,636	1,154	1,346	2,500
514	Illinois Central	5,351	6,695	4,923	7,123	12,046
529	Illinois Eastern	(4,936)	(5,381)	(2,080)	(8,237)	(10,317)
	Frontier	760	1,200	229	1,731	1,960
	Lincoln Trail	784	712	411	1,085	1,496
	Olney Central	702	968	813	857	1,670
	Wabash Valley	2,690	2,501	627	4,564	5,191
513	Illinois Valley	1,647	2,431	1,809	2,269	4,078
525	Joliet	5,117	7,634	4,675	8,076	12,751
520	Kankakee	1,224	2,289	1,255	2,258	3,513
501	Kaskaskia	1,851	2,750	1,980	2,621	4,601
523	Kishwaukee	1,866	2,326	1,929	2,263	4,192
532	Lake County	6,795	9,073	4,361	11,507	15,868
517	Lake Land	3,769	3,427	3,144	4,052	7,196
536	Lewis & Clark	3,064	4,382	2,377	5,069	7,446
526	Lincoln Land	2,862	4,080	2,756	4,186	6,942
530	Logan	3,075	4,206	2,733	4,548	7,281
528	McHenry	2,308	3,023	2,092	3,239	5,331
524	Moraine Valley	6,653	9,424	6,527	9,550	16,077
527	Morton	1,690	2,746	1,089	3,347	4,436
535	Oakton	4,955	6,257	3,158	8,054	11,212
505	Parkland	4,339	5,197	4,614	4,922	9,536
515	Prairie State	2,041	3,301	1,745	3,597	5,342
521	Rend Lake	1,674	1,746	1,611	1,809	3,420
537	Richland	1,084	2,028	1,053	2,059	3,112
511	Rock Valley	4,000	5,475	3,611	5,864	9,475
518	Sandburg	1,277	2,298	1,579	1,996	3,575
506	Sauk Valley	976	1,647	1,116	1,507	2,623
531	Shawnee	767	1,310	821	1,256	2,077
510	South Suburban	2,179	5,356	2,588	4,947	7,535
533	Southeastern	2,327	1,251	1,020	2,558	3,578
522	Southwestern*	6,170	8,206	5,204	9,172	14,376
534	Spoon River	1,082	1,330	1,075	1,337	2,412
504	Triton	6,715	8,882	3,809	11,788	15,597
516	Waubensee	3,660	5,022	2,569	6,113	8,682
539	Wood	891	1,520	1,221	1,190	2,411
	TOTALS	151,528	211,676	129,207	233,997	363,204

* Formerly Belleville Area College

SOURCE OF DATA: Fall Enrollment (EI Records) - reflects enrollments as of the fall term census date (end of registration).

Will not reflect enrollments in courses that have a starting date later than the census date - particularly those in adult education.

Occupational &
Vocational Studies

General Studies

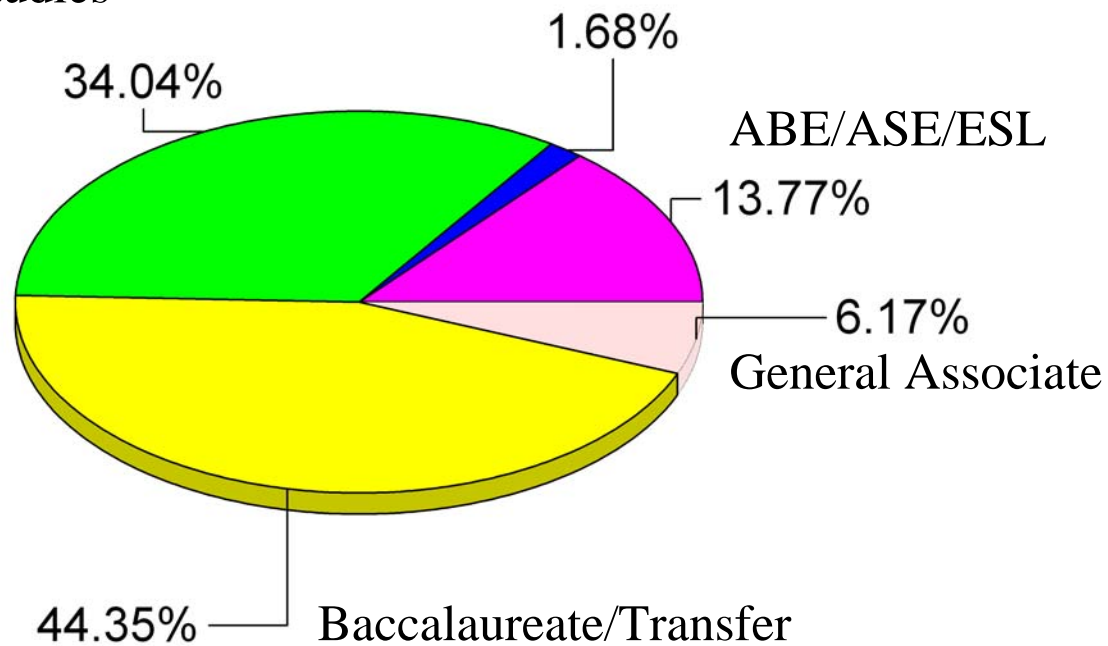


Figure 1. Opening Fall 2004 Headcount Enrollment
by Instructional Program Area

Illinois Community College Board
Table I-2
SUMMARY OF OPENING FALL 2004 STUDENT HEADCOUNT ENROLLMENT
BY INSTRUCTIONAL PROGRAM AREA

Dist. No.	District/College	General Associates	Bacc/Transfer	Occupational	General Studies	Voc Skills	Adult Basic Education	Adult Secondary Education	English as a Second Language	Total
503	Black Hawk	15	3,481	2,397	0	320	14	24	349	6,600
508	Chicago	(9,575)	(20,066)	(7,412)	(47)	(1,115)	(6,458)	(2,478)	(16,660)	(63,811)
	Daley	245	3,748	1,327	12	192	902	290	4,101	10,817
	Kennedy-King	91	1,976	1,659	8	106	1,399	173	401	5,813
	Malcolm X	514	2,621	984	15	117	998	811	1,753	7,813
	Olive-Harvey	230	2,181	702	3	158	1,747	154	497	5,672
	Truman	923	3,777	742	3	231	612	643	7,070	14,001
	Washington	1,649	4,643	1,479	4	35	70	105	2	7,987
	Wilbur Wright	5,923	1,120	519	2	276	730	302	2,836	11,708
507	Danville	0	1,277	974	0	294	43	33	17	2,638
502	DuPage	323	12,765	8,459	3,976	1,092	194	374	2,671	29,854
509	Elgin	739	4,361	3,469	0	94	150	194	1,844	10,851
512	Harper	0	7,713	5,664	0	0	190	120	1,578	15,265
540	Heartland	0	3,788	486	0	352	17	0	4	4,647
519	Highland	33	1,117	1,117	108	125	0	0	0	2,500
514	Illinois Central	3,529	4,807	3,350	135	50	91	61	23	12,046
529	Illinois Eastern	(637)	(3,278)	(5,258)	(0)	(841)	(193)	(72)	(38)	(10,317)
	Frontier	76	857	342	0	581	56	29	19	1,960
	Lincoln Trail	307	768	370	0	0	49	2	0	1,496
	Olney Central	121	790	613	0	30	87	29	0	1,670
	Wabash Valley	133	863	3,933	0	230	1	12	19	5,191
513	Illinois Valley	172	1,445	1,664	716	0	16	61	4	4,078
525	Joliet	636	6,510	4,087	156	458	350	109	445	12,751
520	Kankakee	68	1,364	1,712	62	293	2	11	1	3,513
501	Kaskaskia	501	1,608	2,484	0	3	2	3	0	4,601
523	Kishwaukee	0	3,049	833	11	1	67	69	162	4,192
532	Lake County	0	7,276	5,672	166	335	236	202	1,981	15,868
517	Lake Land	839	3,478	2,541	0	330	0	1	7	7,196
536	Lewis & Clark	563	3,857	2,613	0	119	162	117	15	7,446
526	Lincoln Land	571	3,968	1,652	12	708	7	13	11	6,942
530	Logan	23	3,682	2,755	1	575	151	94	0	7,281
528	McHenry	159	3,650	1,467	0	2	13	24	16	5,331
524	Moraine Valley	0	8,123	6,059	0	278	208	276	1,133	16,077
527	Morton	36	1,743	1,523	2	44	120	36	932	4,436
535	Oakton	0	6,872	3,030	2	1,080	33	70	125	11,212
505	Parkland	434	4,611	4,079	0	196	85	50	81	9,536
515	Prairie State	1	2,247	2,176	72	104	357	127	258	5,342
521	Rend Lake	0	1,986	1,255	0	159	1	19	0	3,420
537	Richland	86	1,903	1,001	58	59	3	2	0	3,112
511	Rock Valley	3	5,515	2,236	0	1,082	185	140	314	9,475
518	Sandburg	16	1,329	1,704	1	318	38	137	32	3,575
506	Sauk Valley	7	1,530	918	0	144	7	5	12	2,623
531	Shawnee	158	867	586	114	187	83	46	36	2,077
510	South Suburban	0	2,673	4,082	0	443	174	85	78	7,535
533	Southeastern	6	2,044	918	28	562	17	3	0	3,578
522	Southwestern*	3	6,826	6,615	23	5	532	255	117	14,376
534	Spoon River	366	1,237	444	0	98	120	110	37	2,412
504	Triton	2,260	4,717	4,223	0	952	339	283	2,823	15,597
516	Waubensee	637	2,754	3,048	357	61	234	153	1,438	8,682
539	Wood	1	1,538	829	43	0	0	0	0	2,411
	TOTALS	22,397	161,055	110,792	6,090	12,879	10,892	5,857	33,242	363,204

* Formerly Belleville Area College

SOURCE OF DATA: Fall Enrollment (E1 Records) - reflects enrollments as of the fall term census date (end of registration). Will not reflect enrollments in courses that have a starting date later than the census date - particularly those in adult education.

Illinois Community College Board
Table I-3
SUMMARY OF OPENING FALL 2004 STUDENT HEADCOUNT ENROLLMENT
BY AGE

Dist. No.	District/College	Mean Age	Median Age	16 & Under	17-20	21-24	25-30	31-39	40-55	Over 55	Unknown	Total
503	Black Hawk	27.35	23.15	111	2,629	1,147	941	772	775	89	136	6,600
508	Chicago	(29.86)	(26.29)	(881)	(16,480)	(12,494)	(11,939)	(10,668)	(8,670)	(1,814)	(865)	(63,811)
	Daley	28.94	26.15	161	2,915	2,090	2,211	1,870	1,274	148	148	10,817
	Kennedy-King	30.60	27.32	56	1,402	1,060	1,062	1,057	943	154	79	5,813
	Malcolm X	30.78	27.48	94	1,846	1,442	1,463	1,409	1,233	227	99	7,813
	Olive-Harvey	28.80	24.96	220	1,716	1,034	868	912	712	130	80	5,672
	Truman	31.97	28.58	168	2,418	2,689	3,130	2,705	1,972	716	203	14,001
	Washington	28.95	25.00	49	2,405	1,741	1,373	1,122	1,010	183	104	7,987
	Wilbur Wright	28.72	24.55	133	3,778	2,438	1,832	1,593	1,526	256	152	11,708
507	Danville	28.41	23.51	45	1,073	368	334	318	377	57	66	2,638
502	DuPage	30.52	24.05	204	11,121	4,832	3,310	3,442	4,444	1,836	665	29,854
509	Elgin	27.86	23.35	265	4,169	1,857	1,496	1,370	1,277	233	184	10,851
512	Harper	27.27	22.62	341	6,413	2,619	1,806	1,779	1,848	236	223	15,265
540	Heartland	26.12	22.57	83	1,913	1,021	642	495	389	40	64	4,647
519	Highland	29.30	23.76	74	984	282	264	365	410	75	46	2,500
514	Illinois Central	26.76	22.18	626	5,051	1,796	1,539	1,402	1,290	180	162	12,046
529	Illinois Eastern	(32.25)	(27.00)	(1,009)	(2,341)	(831)	(1,062)	(1,425)	(2,493)	(981)	(175)	(10,317)
	Frontier	29.16	21.95	516	398	134	170	225	348	104	65	1,960
	Lincoln Trail	32.85	27.12	126	409	165	187	219	209	160	21	1,496
	Olney Central	28.48	20.76	147	754	152	136	147	217	98	19	1,670
	Wabash Valley	38.43	38.21	220	780	380	569	834	1,719	619	70	5,191
513	Illinois Valley	27.30	22.14	230	1,713	562	438	456	507	95	77	4,078
525	Joliet	28.24	23.10	269	5,241	1,834	1,411	1,757	1,762	259	218	12,751
520	Kankakee	30.01	24.78	67	1,270	486	427	495	574	137	57	3,513
501	Kaskaskia	26.81	21.24	658	1,479	461	448	530	628	99	298	4,601
523	Kishwaukee	25.22	21.57	81	2,048	826	449	376	304	39	69	4,192
532	Lake County	29.42	25.09	124	5,429	2,582	2,230	2,487	2,396	370	250	15,868
517	Lake Land	27.15	22.67	515	2,772	1,012	906	927	897	73	94	7,196
536	Lewis & Clark	24.45	20.25	1,418	2,593	928	642	633	685	73	474	7,446
526	Lincoln Land	27.29	22.56	237	2,845	1,124	861	777	782	144	172	6,942
530	Logan	33.70	25.13	203	2,407	1,101	704	704	988	1,061	113	7,281
528	McHenry	27.00	21.55	126	2,578	752	455	546	704	91	79	5,331
524	Moraine Valley	27.13	22.36	145	7,136	2,763	1,808	1,768	1,965	217	275	16,077
527	Morton	28.14	24.23	20	1,550	890	734	634	457	100	51	4,436
535	Oakton	30.23	24.42	50	3,929	2,083	1,358	1,245	1,870	529	148	11,212
505	Parkland	26.22	21.86	453	4,160	1,735	1,091	867	907	160	163	9,536
515	Prairie State	29.61	24.88	95	1,804	860	691	847	785	162	98	5,342
521	Rend Lake	28.12	21.98	246	1,406	365	402	410	402	140	49	3,420
537	Richland	28.82	24.51	116	1,077	438	428	411	500	49	93	3,112
511	Rock Valley	27.74	23.21	407	3,603	1,515	1,197	1,231	1,237	142	143	9,475
518	Sandburg	31.44	26.83	193	1,018	448	470	515	674	190	67	3,575
506	Sauk Valley	28.15	22.87	116	1,039	370	303	329	341	79	46	2,623
531	Shawnee	28.45	23.46	100	812	261	275	258	272	75	24	2,077
510	South Suburban	30.20	26.05	88	2,270	1,238	1,051	1,234	1,259	203	192	7,535
533	Southeastern	30.15	24.92	311	1,026	477	450	521	495	198	100	3,578
522	Southwestern*	27.99	23.48	612	5,255	2,422	1,892	1,848	1,871	282	194	14,376
534	Spoon River	26.15	21.52	190	1,041	382	226	257	249	36	31	2,412
504	Triton	29.39	25.51	74	4,413	2,546	2,408	2,063	1,928	371	1,794	15,597
516	Waubensee	28.17	23.94	193	3,188	1,470	1,210	1,240	1,132	132	117	8,682
539	Wood	<u>26.80</u>	<u>21.91</u>	<u>73</u>	<u>1,102</u>	<u>326</u>	<u>297</u>	<u>258</u>	<u>287</u>	<u>35</u>	<u>33</u>	<u>2,411</u>
	TOTALS/AVERAGE	28.81	24.02	11,049	128,378	59,504	48,595	47,660	48,831	11,082	8,105	363,204

* Formerly Belleville Area College

SOURCE OF DATA: Fall Enrollment (E1 Records) - reflects enrollments as of the fall term census date (end of registration). Will not reflect enrollments in courses that have a starting date later than the census date - particularly those in adult education.

Illinois Community College Board
Table I-4
SUMMARY OPENING FALL 2004 STUDENT HEADCOUNT ENROLLMENT
BY ETHNIC ORIGIN

Dist.		Asian or Pacific <u>Islander</u>	American Indian or <u>Alaskan</u>	Black Non- <u>Hispanic</u>	<u>Hispanic</u>	White Non- <u>Hispanic</u>	Non- Resident <u>Alien</u>	All Other or No <u>Indication</u>	<u>Total</u>
503	Black Hawk	67	28	517	580	5,408	0	0	6,600
508	Chicago	(4,141)	(313)	(23,528)	(24,600)	(11,229)	(0)	(0)	(63,811)
	Daley	135	23	2,339	6,885	1,435	0	0	10,817
	Kennedy-King	180	33	5,073	426	101	0	0	5,813
	Malcolm X	382	34	4,705	2,198	494	0	0	7,813
	Olive-Harvey	37	27	4,657	884	67	0	0	5,672
	Truman	1,551	59	2,077	7,388	2,926	0	0	14,001
	Washington	981	72	3,667	1,574	1,693	0	0	7,987
	Wilbur Wright	875	65	1,010	5,245	4,513	0	0	11,708
507	Danville	21	8	292	59	2,258	0	0	2,638
502	DuPage	3,496	84	1,589	3,532	20,856	0	297	29,854
509	Elgin	614	16	492	3,223	6,476	30	0	10,851
512	Harper	1,926	33	568	2,305	9,210	55	1,168	15,265
540	Heartland	82	22	403	87	4,041	12	0	4,647
519	Highland	31	6	189	28	2,244	2	0	2,500
514	Illinois Central	217	42	1,150	284	10,304	49	0	12,046
529	Illinois Eastern	(104)	(18)	(321)	(98)	(9,771)	(5)	(0)	(10,317)
	Frontier	24	1	5	7	1,923	0	0	1,960
	Lincoln Trail	21	4	231	54	1,183	3	0	1,496
	Olney Central	15	1	13	5	1,634	2	0	1,670
	Wabash Valley	44	12	72	32	5,031	0	0	5,191
513	Illinois Valley	34	9	79	213	3,580	0	163	4,078
525	Joliet	279	18	1,242	1,493	9,703	16	0	12,751
520	Kankakee	31	11	390	98	2,979	4	0	3,513
501	Kaskaskia	23	28	290	66	4,186	8	0	4,601
523	Kishwaukee	134	16	527	444	3,065	6	0	4,192
532	Lake County	851	71	1,267	3,282	9,918	479	0	15,868
517	Lake Land	26	18	576	181	6,357	38	0	7,196
536	Lewis & Clark	26	16	442	45	6,884	33	0	7,446
526	Lincoln Land	85	23	496	106	6,212	20	0	6,942
530	Logan	106	31	605	115	6,421	3	0	7,281
528	McHenry	97	14	43	340	4,802	35	0	5,331
524	Moraine Valley	353	40	1,269	1,564	12,580	271	0	16,077
527	Morton	109	6	127	3,142	981	71	0	4,436
535	Oakton	1,850	27	526	817	7,992	0	0	11,212
505	Parkland	302	44	1,340	323	7,212	315	0	9,536
515	Prairie State	78	37	2,379	636	2,053	12	147	5,342
521	Rend Lake	23	10	217	40	3,127	3	0	3,420
537	Richland	23	8	408	22	2,647	4	0	3,112
511	Rock Valley	266	44	794	848	7,497	26	0	9,475
518	Sandburg	17	13	167	126	3,244	8	0	3,575
506	Sauk Valley	31	8	34	209	2,341	0	0	2,623
531	Shawnee	17	11	403	55	1,591	0	0	2,077
510	South Suburban	75	26	4,720	619	2,062	33	0	7,535
533	Southeastern	27	10	943	186	2,409	3	0	3,578
522	Southwestern*	244	79	2,584	342	11,113	14	0	14,376
534	Spoon River	38	11	114	21	2,224	4	0	2,412
504	Triton	553	39	2,583	3,958	8,440	24	0	15,597
516	Waubensee	175	45	536	2,616	5,307	3	0	8,682
539	Wood	<u>30</u>	<u>7</u>	<u>74</u>	<u>16</u>	<u>2,277</u>	<u>7</u>	<u>0</u>	<u>2,411</u>
	TOTALS	16,602	1,290	54,224	56,719	231,001	1,593	1,775	363,204

* Formerly Belleville Area College

SOURCE OF DATA: Fall Enrollment (E1 Records)—reflects enrollments as of the fall census date (end of registration).

Will not reflect enrollments in courses that have a starting date later than the census date – particularly those in adult education

Illinois Community College Board
Table I-5
SUMMARY OF OPENING FALL 2004 STUDENT HEADCOUNT ENROLLMENT
BY ACADEMIC CLASSIFICATION

Dist. No.	District/College	Freshman	Sophomore	High School	Unclassified*	Total
503	Black Hawk	3,643	1,789	68	1,100	6,600
508	Chicago	(20,615)	(8,294)	(0)	(34,902)	(63,811)
	Daley	2,946	1,248	0	6,623	10,817
	Kennedy-King	1,955	1,074	0	2,784	5,813
	Malcolm X	2,358	1,055	0	4,400	7,813
	Olive-Harvey	1,583	892	0	3,197	5,672
	Truman	3,198	1,061	0	9,742	14,001
	Washington	4,066	1,487	0	2,434	7,987
	Wilbur Wright	4,509	1,477	0	5,722	11,708
507	Danville	2,055	289	1	293	2,638
502	DuPage	15,301	6,290	11	8,252	29,854
509	Elgin	5,831	1,412	65	3,543	10,851
512	Harper	7,829	3,191	417	3,828	15,265
540	Heartland	2,130	2,212	0	305	4,647
519	Highland	1,393	693	0	414	2,500
514	Illinois Central	6,051	3,785	716	1,494	12,046
529	Illinois Eastern	(6,679)	(2,328)	(0)	(1,310)	(10,317)
	Frontier	1,352	374	0	234	1,960
	Lincoln Trail	964	375	0	157	1,496
	Olney Central	910	592	0	168	1,670
	Wabash Valley	3,453	987	0	751	5,191
513	Illinois Valley	2,426	1,192	0	460	4,078
525	Joliet	7,606	3,435	148	1,562	12,751
520	Kankakee	1,763	768	103	879	3,513
501	Kaskaskia	1,114	1,083	993	1,411	4,601
523	Kishwaukee	2,764	698	84	646	4,192
532	Lake County	7,246	3,854	87	4,681	15,868
517	Lake Land	3,836	1,818	778	764	7,196
536	Lewis & Clark	3,057	1,721	2,161	507	7,446
526	Lincoln Land	3,644	1,967	827	504	6,942
530	Logan	5,348	1,387	0	546	7,281
528	McHenry	2,811	1,214	0	1,306	5,331
524	Moraine Valley	9,389	3,752	1	2,935	16,077
527	Morton	2,205	30	991	1,210	4,436
535	Oakton	3,473	1,398	74	6,267	11,212
505	Parkland	4,675	3,350	123	1,388	9,536
515	Prairie State	1,860	1,147	0	2,335	5,342
521	Rend Lake	1,907	1,201	0	312	3,420
537	Richland	1,714	990	201	207	3,112
511	Rock Valley	6,432	250	1,600	1,193	9,475
518	Sandburg	2,100	739	0	736	3,575
506	Sauk Valley	1,301	691	175	456	2,623
531	Shawnee	1,212	630	51	184	2,077
510	South Suburban	4,400	2,000	69	1,066	7,535
533	Southeastern	1,891	603	365	719	3,578
522	Southwestern**	7,173	3,791	765	2,647	14,376
534	Spoon River	788	541	263	820	2,412
504	Triton	7,058	2,841	1,013	4,685	15,597
516	Waubonsee	2,842	1,340	0	4,500	8,682
539	Wood	<u>1,553</u>	<u>556</u>	<u>83</u>	<u>219</u>	<u>2,411</u>
	TOTALS	175,115	75,270	12,233	100,586	363,204

*Unclassified students are those who do not meet minimum requirements for entrance as regular college-level students, or already have an Associate Degree or higher and are taking courses at the same level or lower. Some colleges may be including course enrollees in this category as well.

**Formerly Belleville Area College

SOURCE OF DATA: Fall Enrollment (E1 Records) - reflects enrollments as of the fall term census date (end of registration). Will not reflect enrollments in courses that have a starting date later than the census date - particularly those in adult education.

Illinois Community College Board
Table I-6
SUMMARY OF OPENING FALL 2004 STUDENT HEADCOUNT ENROLLMENT
BY TYPE OF RESIDENCY

Dist. No.	District/College	In-District	Out-of- District	Corrections	Out-of- State	Federal Corrections	Foreign	Total
503	Black Hawk	6,198	166	0	215	0	21	6,600
508	Chicago	(61,455)	(2,063)	(0)	(23)	(0)	(270)	(63,811)
	Daley	10,119	690	0	8	0	0	10,817
	Kennedy-King	5,743	69	0	1	0	0	5,813
	Malcolm X	7,677	129	0	1	0	6	7,813
	Olive-Harvey	5,541	126	0	4	0	1	5,672
	Truman	13,517	398	0	0	0	86	14,001
	Washington	7,581	240	0	9	0	157	7,987
	Wilbur Wright	11,277	411	0	0	0	20	11,708
507	Danville	2,216	156	0	252	0	14	2,638
502	DuPage	26,748	2,722	0	96	0	288	29,854
509	Elgin	10,025	788	0	8	0	30	10,851
512	Harper	13,316	1,834	2	48	0	65	15,265
540	Heartland	4,413	221	0	7	0	6	4,647
519	Highland	2,293	145	0	55	0	7	2,500
514	Illinois Central	10,834	694	294	79	53	92	12,046
529	Illinois Eastern	(6,436)	(3,315)	(373)	(106)	(0)	(87)	(10,317)
	Frontier	1,827	122	0	10	0	1	1,960
	Lincoln Trail	1,047	25	373	27	0	24	1,496
	Olney Central	1,624	21	0	5	0	20	1,670
	Wabash Valley	1,938	3,147	0	64	0	42	5,191
513	Illinois Valley	3,783	239	54	2	0	0	4,078
525	Joliet	12,469	266	0	13	0	3	12,751
520	Kankakee	3,262	211	0	37	0	3	3,513
501	Kaskaskia	4,076	317	179	27	0	2	4,601
523	Kishwaukee	3,143	1,027	0	2	0	20	4,192
532	Lake County	14,745	403	0	210	0	510	15,868
517	Lake Land	5,328	591	1182	60	0	35	7,196
536	Lewis & Clark	7,131	242	0	53	0	20	7,446
526	Lincoln Land	6,717	213	0	4	0	8	6,942
530	Logan	6,837	347	0	21	51	25	7,281
528	McHenry	5,149	123	0	27	0	32	5,331
524	Moraine Valley	13,294	2,520	0	33	0	230	16,077
527	Morton	4,176	257	0	0	0	3	4,436
535	Oakton	8,672	2,328	0	30	0	182	11,212
505	Parkland	7,218	1,921	0	110	0	287	9,536
515	Prairie State	4,565	585	0	188	0	4	5,342
521	Rend Lake	2,730	364	319	1	0	6	3,420
537	Richland	3,021	73	10	0	0	8	3,112
511	Rock Valley	9,287	135	0	27	0	26	9,475
518	Sandburg	3,419	33	75	46	0	2	3,575
506	Sauk Valley	2,548	71	0	4	0	0	2,623
531	Shawnee	1,862	50	31	130	0	4	2,077
510	South Suburban	6,013	991	0	526	0	5	7,535
533	Southeastern	1,988	191	1353	36	0	10	3,578
522	Southwestern*	13,360	911	0	98	0	7	14,376
534	Spoon River	2,000	379	0	12	0	21	2,412
504	Triton	11,735	3,740	4	33	0	85	15,597
516	Waubonsee	7,806	866	0	7	0	3	8,682
539	Wood	<u>2,119</u>	<u>67</u>	<u>1</u>	<u>220</u>	<u>0</u>	<u>4</u>	<u>2,411</u>
	TOTALS	322,387	31,565	3,877	2,846	104	2,425	363,204

* Formerly Belleville Area College

SOURCE OF DATA: Fall Enrollment (E1 Records) - reflects enrollments as of the fall term census date (end of registration).

Will not reflect enrollments in courses that have a starting date later than the census date - particularly those in adult education.

Illinois Community College Board
Table 1-7
SUMMARY OF OPENING FALL 2004 STUDENT HEADCOUNT ENROLLMENT
BY ENROLLMENT STATUS

Dist. No.	District/College	First-Time College-Level Students	New Pre-College Students	Transfer Students	New Gen Studies/ Voc Students	Continuing Students	Students Moved to College-Level	Readmitted Students	Unknown	Total
503	Black Hawk	1,025	270	325	129	3,613	84	1,154	0	6,600
508	Chicago	(7,996)	(8,398)	(1,279)	(3,788)	(30,869)	(1,285)	(10,196)	(0)	(63,811)
	Daley	1,032	1,594	300	518	5,685	144	1,544	0	10,817
	Kennedy-King	666	401	36	631	2,608	183	1,288	0	5,813
	Malcolm X	838	1,244	103	715	3,460	197	1,256	0	7,813
	Olive-Harvey	674	444	16	777	2,286	119	1,356	0	5,672
	Truman	1,160	2,988	307	235	7,357	215	1,739	0	14,001
	Washington	1,874	132	301	340	3,701	207	1,432	0	7,987
	Wilbur Wright	1,752	1,595	216	572	5,772	220	1,581	0	11,708
507	Danville	601	150	38	164	1,513	1	171	0	2,638
502	DuPage	3,758	1,835	2,164	21	16,234	800	5,042	0	29,854
509	Elgin	1,514	1,098	813	4	5,494	380	1,548	0	10,851
512	Harper	2,790	417	1,190	0	9,063	2	1,803	0	15,265
540	Heartland	2,140	74	1,368	0	1,036	0	29	0	4,647
519	Highland	604	25	135	19	1,679	0	38	0	2,500
514	Illinois Central	2,563	270	879	22	5,990	0	2,322	0	12,046
529	Illinois Eastern	(1,352)	(48)	(326)	(169)	(6,973)	(3)	(1,446)	(0)	(10,317)
	Frontier	102	29	1	157	1,010	1	660	0	1,960
	Lincoln Trail	523	2	58	3	855	0	55	0	1,496
	Olney Central	168	2	1	3	1,041	0	455	0	1,670
	Wabash Valley	559	15	266	6	4,067	2	276	0	5,191
513	Illinois Valley	819	113	190	99	2,181	0	676	0	4,078
525	Joliet	2,822	148	138	0	7,278	0	2,365	0	12,751
520	Kankakee	390	152	198	62	1,870	0	841	0	3,513
501	Kaskaskia	1,436	29	7	127	2,997	0	5	0	4,601
523	Kishwaukee	975	115	545	5	1,987	0	565	0	4,192
532	Lake County	2,174	1,453	1,398	52	7,439	495	2,857	0	15,868
517	Lake Land	1,419	740	290	0	3,593	0	1,154	0	7,196
536	Lewis & Clark	2,351	0	33	0	3,636	0	1,426	0	7,446
526	Lincoln Land	1,244	1	235	95	3,702	23	1,642	0	6,942
530	Logan	735	109	396	795	4,096	0	1,150	0	7,281
528	McHenry	792	95	325	0	3,144	52	923	0	5,331
524	Moraine Valley	3,311	1,461	385	138	4,727	288	5,767	0	16,077
527	Morton	612	270	183	26	3,281	0	64	0	4,436
535	Oakton	1,349	3,379	899	526	3,138	96	1,825	0	11,212
505	Parkland	1,788	451	1,100	52	4,287	334	1,524	0	9,536
515	Prairie State	997	0	177	281	3,887	0	0	0	5,342
521	Rend Lake	1,292	418	139	29	1,065	6	471	0	3,420
537	Richland	332	0	0	4	2,318	0	458	0	3,112
511	Rock Valley	1,948	535	34	104	2,379	2,127	2,348	0	9,475
518	Sandburg	692	128	6	93	2,037	26	593	0	3,575
506	Sauk Valley	613	129	77	21	1,163	109	511	0	2,623
531	Shawnee	372	0	6	52	592	0	1,055	0	2,077
510	South Suburban	681	470	673	217	3,879	418	1,197	0	7,535
533	Southeastern	1,174	4	11	191	1,526	17	655	0	3,578
522	Southwestern*	2,571	636	130	20	8,184	0	2,835	0	14,376
534	Spoon River	475	105	252	27	1,075	32	446	0	2,412
504	Triton	2,501	1,252	5	411	8,734	166	2,528	0	15,597
516	Waubensee	1,315	510	188	59	6,610	0	0	0	8,682
539	Wood	<u>933</u>	<u>1</u>	<u>174</u>	<u>0</u>	<u>1,123</u>	<u>1</u>	<u>179</u>	<u>0</u>	<u>2,411</u>
	TOTALS	62,456	25,289	16,711	7,802	184,392	6,745	59,809	0	363,204

* Formerly Belleville Area College

SOURCE OF DATA: Fall Enrollment (E1 Records) - reflects enrollments as of the fall term census date (end of registration). Will not reflect enrollments in courses that have a starting date later than the census date - particularly those in adult education.

Illinois Community College Board
Table I-8
PROPORTIONS OF DISTRICT POPULATIONS SERVED BY
ILLINOIS PUBLIC COMMUNITY COLLEGES IN INSTRUCTIONAL
CREDIT CURRICULA BY HEADCOUNT AND FTE

<u>Dist.</u> <u>No.</u>	<u>District</u>	<u>Headcount</u> <u>Per 1000</u> <u>Population</u>	<u>FTE</u> <u>Per 1000</u> <u>Population</u>
503	Black Hawk	29.40	18.60
508	Chicago	22.24	13.01
507	Danville	29.56	18.35
502	DuPage	28.85	17.08
509	Elgin	25.61	13.15
512	Harper	29.43	16.55
540	Heartland	23.28	13.93
519	Highland	27.49	17.20
514	Illinois Central	33.46	19.56
529	Illinois Eastern	94.28	33.95
513	Illinois Valley	27.58	16.91
525	Joliet	23.87	13.52
520	Kankakee	26.71	14.78
501	Kaskaskia	38.64	23.07
523	Kishwaukee	40.91	25.06
532	Lake County	24.02	12.09
517	Lake Land	37.97	23.46
536	Lewis & Clark	34.00	16.38
526	Lincoln Land	20.93	12.46
530	Logan	50.89	26.00
528	Mc Henry	22.26	12.84
524	Moraine Valley	39.81	23.56
527	Morton	29.07	14.01
535	Oakton	24.04	11.93
505	Parkland	38.21	24.01
515	Prairie State	25.62	14.00
521	Rend Lake	37.38	23.38
537	Richland	22.95	12.91
511	Rock Valley	27.02	15.15
518	Carl Sandburg	32.14	18.81
506	Sauk Valley	25.52	15.34
531	Shawnee	33.38	19.85
510	South Suburban	26.95	15.24
533	Southeastern	65.97	27.73
522	Southwestern*	32.51	17.69
534	Spoon River	33.51	19.64
504	Triton	47.47	24.52
516	Waubonsee	28.28	13.79
539	John Wood	<u>24.82</u>	<u>16.30</u>
	TOTALS	28.70	16.05

* Formerly Belleville Area College

SOURCES OF DATA: Fall Enrollment (E1 Records)

Department of Economics and Finance, Southern Illinois University – Edwardsville

Illinois Community College Board
Table I-9
SUMMARY OF OPENING FALL 2004 STUDENT HEADCOUNT ENROLLMENT
BY INSTRUCTIONAL PROGRAM AREA AND STUDENT LEVEL

FRESHMAN LEVEL

Dist. No.	District/College	General Associates	Bacc/Transfer	Occupational	General Studies	Voc Skills	Adult Basic Ed	Adult Sec Ed	Eng as a Second Language	Total
503	Black Hawk	9	2,198	1,426	0	10	0	0	0	3,643
508	Chicago	(5,639)	(11,558)	(3,254)	(1)	(163)	(0)	(0)	(0)	(20,615)
	Daley	101	2,099	723	0	23	0	0	0	2,946
	Kennedy-King	41	1,127	771	0	16	0	0	0	1,955
	Malcolm X	349	1,612	357	1	39	0	0	0	2,358
	Olive-Harvey	139	1,162	248	0	34	0	0	0	1,583
	Truman	550	2,242	368	0	38	0	0	0	3,198
	Washington	881	2,621	559	0	5	0	0	0	4,066
	Wilbur Wright	3,578	695	228	0	8	0	0	0	4,509
507	Danville	0	1,061	802	0	192	0	0	0	2,055
502	DuPage	250	8,197	4,346	2,094	414	0	0	0	15,301
509	Elgin	589	2,983	2,199	0	60	0	0	0	5,831
512	Harper	0	4,745	3,084	0	0	0	0	0	7,829
540	Heartland	0	1,830	179	0	121	0	0	0	2,130
519	Highland	24	708	661	0	0	0	0	0	1,393
514	Illinois Central	2,029	2,472	1,478	55	17	0	0	0	6,051
529	Illinois Eastern	(463)	(2,186)	(3,439)	(0)	(591)	(0)	(0)	(0)	(6,679)
	Frontier	63	680	202	0	407	0	0	0	1,352
	Lincoln Trail	236	504	224	0	0	0	0	0	964
	Olney Central	79	472	342	0	17	0	0	0	910
	Wabash Valley	85	530	2,671	0	167	0	0	0	3,453
513	Illinois Valley	115	837	891	583	0	0	0	0	2,426
525	Joliet	350	4,446	2,399	2	409	0	0	0	7,606
520	Kankakee	39	715	870	34	105	0	0	0	1,763
501	Kaskaskia	266	492	356	0	0	0	0	0	1,114
523	Kishwaukee	0	2,293	463	8	0	0	0	0	2,764
532	Lake County	0	4,259	2,760	80	147	0	0	0	7,246
517	Lake Land	594	1,687	1,347	0	208	0	0	0	3,836
536	Lewis & Clark	388	1,801	784	0	84	0	0	0	3,057
526	Lincoln Land	297	2,061	887	6	393	0	0	0	3,644
530	Logan	14	2,845	1,982	1	506	0	0	0	5,348
528	McHenry	91	1,974	745	0	1	0	0	0	2,811
524	Moraine Valley	0	5,672	3,517	0	200	0	0	0	9,389
527	Morton	23	1,160	986	0	36	0	0	0	2,205
535	Oakton	0	2,510	918	0	45	0	0	0	3,473
505	Parkland	227	2,335	2,002	0	111	0	0	0	4,675
515	Prairie State	0	1,017	798	25	20	0	0	0	1,860
521	Rend Lake	0	1,177	670	0	60	0	0	0	1,907
537	Richland	57	1,092	465	42	58	0	0	0	1,714
511	Rock Valley	2	4,051	1,754	0	625	0	0	0	6,432
518	Sandburg	13	926	1,068	0	93	0	0	0	2,100
506	Sauk Valley	4	778	519	0	0	0	0	0	1,301
531	Shawnee	109	552	333	75	143	0	0	0	1,212
510	South Suburban	0	1,689	2,395	0	316	0	0	0	4,400
533	Southeastern	2	1,405	368	8	108	0	0	0	1,891
522	Southwestern*	1	3,586	3,563	19	4	0	0	0	7,173
534	Spoon River	177	482	121	0	8	0	0	0	788
504	Triton	1,826	2,356	2,680	0	196	0	0	0	7,058
516	Waubonsee	444	1,200	1,149	46	3	0	0	0	2,842
539	Wood	0	974	563	16	0	0	0	0	1,553
	TOTALS	14,042	94,310	58,221	3,095	5,447	0	0	0	175,115

* Formerly Belleville Area College

SOURCE OF DATA: Fall Enrollment (E1 Records) - reflects enrollments as of the fall term census date (end of registration).
Will not reflect enrollments in courses that have a starting date later than the census date - particularly those in adult education.

Illinois Community College Board
Table I-9
SUMMARY OF OPENING FALL 2004 STUDENT HEADCOUNT ENROLLMENT
BY INSTRUCTIONAL PROGRAM AREA AND STUDENT LEVEL

SOPHOMORE LEVEL

Dist. No.	District/College	General Associates	Bacc/Transfer	Occupational	General Studies	Voc Skills	Adult Basic Ed	Adult Sec Ed	Eng as a Second Language	Total
503	Black Hawk	6	999	778	0	6	0	0	0	1,789
508	Chicago	(1,383)	(4,323)	(2,572)	(0)	(16)	(0)	(0)	(0)	(8,294)
	Daley	12	822	411	0	3	0	0	0	1,248
	Kennedy-King	21	471	581	0	1	0	0	0	1,074
	Malcolm X	70	489	494	0	2	0	0	0	1,055
	Olive-Harvey	6	542	341	0	3	0	0	0	892
	Truman	150	652	257	0	2	0	0	0	1,061
	Washington	126	1,073	287	0	1	0	0	0	1,487
	Wilbur Wright	998	274	201	0	4	0	0	0	1,477
507	Danville	0	156	116	0	17	0	0	0	289
502	DuPage	50	3,366	2,333	396	145	0	0	0	6,290
509	Elgin	96	770	533	0	13	0	0	0	1,412
512	Harper	0	1,850	1,341	0	0	0	0	0	3,191
540	Heartland	0	1,751	263	0	198	0	0	0	2,212
519	Highland	6	306	381	0	0	0	0	0	693
514	Illinois Central	854	1,589	1,321	14	7	0	0	0	3,785
529	Illinois Eastern	(157)	(858)	(1,120)	(0)	(193)	(0)	(0)	(0)	(2,328)
	Frontier	10	124	113	0	127	0	0	0	374
	Lincoln Trail	66	177	132	0	0	0	0	0	375
	Olney Central	40	290	251	0	11	0	0	0	592
	Wabash Valley	41	267	624	0	55	0	0	0	987
513	Illinois Valley	33	492	604	63	0	0	0	0	1,192
525	Joliet	89	1,785	1,545	0	16	0	0	0	3,435
520	Kankakee	23	281	449	1	14	0	0	0	768
501	Kaskaskia	115	400	568	0	0	0	0	0	1,083
523	Kishwaukee	0	443	255	0	0	0	0	0	698
532	Lake County	0	2,172	1,625	19	38	0	0	0	3,854
517	Lake Land	172	731	906	0	9	0	0	0	1,818
536	Lewis & Clark	155	888	652	0	26	0	0	0	1,721
526	Lincoln Land	199	1,103	532	0	133	0	0	0	1,967
530	Logan	8	681	658	0	40	0	0	0	1,387
528	McHenry	42	907	265	0	0	0	0	0	1,214
524	Moraine Valley	0	1,933	1,798	0	21	0	0	0	3,752
527	Morton	2	15	13	0	0	0	0	0	30
535	Oakton	0	970	428	0	0	0	0	0	1,398
505	Parkland	124	1,712	1,487	0	27	0	0	0	3,350
515	Prairie State	1	588	538	15	5	0	0	0	1,147
521	Rend Lake	0	667	520	0	14	0	0	0	1,201
537	Richland	25	544	412	8	1	0	0	0	990
511	Rock Valley	0	132	106	0	12	0	0	0	250
518	Sandburg	1	254	480	0	4	0	0	0	739
506	Sauk Valley	3	359	329	0	0	0	0	0	691
531	Shawnee	45	286	233	23	43	0	0	0	630
510	South Suburban	0	691	1,292	0	17	0	0	0	2,000
533	Southeastern	4	294	297	0	8	0	0	0	603
522	Southwestern*	2	1,968	1,819	1	1	0	0	0	3,791
534	Spoon River	79	307	153	0	2	0	0	0	541
504	Triton	411	1,129	1,294	0	7	0	0	0	2,841
516	Waubonsee	94	660	572	14	0	0	0	0	1,340
539	Wood	<u>1</u>	<u>345</u>	<u>208</u>	<u>2</u>	<u>0</u>	<u>0</u>	<u>0</u>	<u>0</u>	<u>556</u>
	TOTALS	4,180	38,705	30,796	556	1,033	0	0	0	75,270

* Formerly Belleville Area College

SOURCE OF DATA: Fall Enrollment (E1 Records) - reflects enrollments as of the fall term census date (end of registration).
Will not reflect enrollments in courses that have a starting date later than the census date - particularly those in adult education.

Illinois Community College Board
Table I-9
SUMMARY OF OPENING FALL 2004 STUDENT HEADCOUNT ENROLLMENT
BY INSTRUCTIONAL PROGRAM AREA AND STUDENT LEVEL

HIGH SCHOOL LEVEL

Dist. No.	District/College	General Associates	Bacc/Transfer	Occupational	General Studies	Voc Skills	Adult Basic Ed	Adult Sec Ed	Eng as a Second Language	Total
503	Black Hawk	0	55	12	0	1	0	0	0	68
508	Chicago	(0)	(0)	(0)	(0)	(0)	(0)	(0)	(0)	(0)
	Daley	0	0	0	0	0	0	0	0	0
	Kennedy-King	0	0	0	0	0	0	0	0	0
	Malcolm X	0	0	0	0	0	0	0	0	0
	Olive-Harvey	0	0	0	0	0	0	0	0	0
	Truman	0	0	0	0	0	0	0	0	0
	Washington	0	0	0	0	0	0	0	0	0
	Wilbur Wright	0	0	0	0	0	0	0	0	0
507	Danville	0	0	1	0	0	0	0	0	1
502	DuPage	0	6	0	5	0	0	0	0	11
509	Elgin	3	42	20	0	0	0	0	0	65
512	Harper	0	183	234	0	0	0	0	0	417
540	Heartland	0	0	0	0	0	0	0	0	0
519	Highland	0	0	0	0	0	0	0	0	0
514	Illinois Central	284	409	23	0	0	0	0	0	716
529	Illinois Eastern	(0)	(0)	(0)	(0)	(0)	(0)	(0)	(0)	(0)
	Frontier	0	0	0	0	0	0	0	0	0
	Lincoln Trail	0	0	0	0	0	0	0	0	0
	Olney Central	0	0	0	0	0	0	0	0	0
	Wabash Valley	0	0	0	0	0	0	0	0	0
513	Illinois Valley	0	0	0	0	0	0	0	0	0
525	Joliet	148	0	0	0	0	0	0	0	148
520	Kankakee	1	82	19	0	1	0	0	0	103
501	Kaskaskia	0	295	698	0	0	0	0	0	993
523	Kishwaukee	0	81	3	0	0	0	0	0	84
532	Lake County	0	68	14	1	4	0	0	0	87
517	Lake Land	2	767	8	0	1	0	0	0	778
536	Lewis & Clark	0	1,072	1,089	0	0	0	0	0	2,161
526	Lincoln Land	24	573	118	1	111	0	0	0	827
530	Logan	0	0	0	0	0	0	0	0	0
528	McHenry	0	0	0	0	0	0	0	0	0
524	Moraine Valley	0	1	0	0	0	0	0	0	1
527	Morton	10	524	457	0	0	0	0	0	991
535	Oakton	0	63	11	0	0	0	0	0	74
505	Parkland	1	13	109	0	0	0	0	0	123
515	Prairie State	0	0	0	0	0	0	0	0	0
521	Rend Lake	0	0	0	0	0	0	0	0	0
537	Richland	0	181	17	3	0	0	0	0	201
511	Rock Valley	0	1,032	212	0	356	0	0	0	1,600
518	Sandburg	0	0	0	0	0	0	0	0	0
506	Sauk Valley	0	175	0	0	0	0	0	0	175
531	Shawnee	4	26	20	0	1	0	0	0	51
510	South Suburban	0	56	13	0	0	0	0	0	69
533	Southeastern	0	120	142	0	103	0	0	0	365
522	Southwestern*	0	399	366	0	0	0	0	0	765
534	Spoon River	3	171	89	0	0	0	0	0	263
504	Triton	0	979	5	0	29	0	0	0	1,013
516	Waubonsee	0	0	0	0	0	0	0	0	0
539	Wood	<u>0</u>	<u>76</u>	<u>5</u>	<u>2</u>	<u>0</u>	<u>0</u>	<u>0</u>	<u>0</u>	<u>83</u>
	TOTALS	480	7,449	3,685	12	607	0	0	0	12,233

* Formerly Belleville Area College

SOURCE OF DATA: Fall Enrollment (E1 Records) - reflects enrollments as of the fall term census date (end of registration). Will not reflect enrollments in courses that have a starting date later than the census date - particularly those in adult education.

Illinois Community College Board
Table I-9
SUMMARY OF OPENING FALL 2004 STUDENT HEADCOUNT ENROLLMENT
BY INSTRUCTIONAL PROGRAM AREA AND STUDENT LEVEL

UNCLASSIFIED LEVEL

Dist. No.	District/College	General Associates	Bacc/Transfer	Occupational	General Studies	Voc Skills	Adult Basic Ed	Adult Sec Ed	Eng as a Second Language	Total
503	Black Hawk	0	229	181	0	303	14	24	349	1,100
508	Chicago	(2,553)	(4,185)	(1,586)	(46)	(936)	(6,458)	(2,478)	(16,660)	(34,902)
	Daley	132	827	193	12	166	902	290	4,101	6,623
	Kennedy-King	29	378	307	8	89	1,399	173	401	2,784
	Malcolm X	95	520	133	14	76	998	811	1,753	4,400
	Olive-Harvey	85	477	113	3	121	1,747	154	497	3,197
	Truman	223	883	117	3	191	612	643	7,070	9,742
	Washington	642	949	633	4	29	70	105	2	2,434
	Wilbur Wright	1,347	151	90	2	264	730	302	2,836	5,722
507	Danville	0	60	55	0	85	43	33	17	293
502	DuPage	23	1,196	1,780	1,481	533	194	374	2,671	8,252
509	Elgin	51	566	717	0	21	150	194	1,844	3,543
512	Harper	0	935	1,005	0	0	190	120	1,578	3,828
540	Heartland	0	207	44	0	33	17	0	4	305
519	Highland	3	103	75	108	125	0	0	0	414
514	Illinois Central	362	337	528	66	26	91	61	23	1,494
529	Illinois Eastern	(17)	(234)	(699)	(0)	(57)	(193)	(72)	(38)	(1,310)
	Frontier	3	53	27	0	47	56	29	19	234
	Lincoln Trail	5	87	14	0	0	49	2	0	157
	Olney Central	2	28	20	0	2	87	29	0	168
	Wabash Valley	7	66	638	0	8	1	12	19	751
513	Illinois Valley	24	116	169	70	0	16	61	4	460
525	Joliet	49	279	143	154	33	350	109	445	1,562
520	Kankakee	5	286	374	27	173	2	11	1	879
501	Kaskaskia	120	421	862	0	3	2	3	0	1,411
523	Kishwaukee	0	232	112	3	1	67	69	162	646
532	Lake County	0	777	1,273	66	146	236	202	1,981	4,681
517	Lake Land	71	293	280	0	112	0	1	7	764
536	Lewis & Clark	20	96	88	0	9	162	117	15	507
526	Lincoln Land	51	231	115	5	71	7	13	11	504
530	Logan	1	156	115	0	29	151	94	0	546
528	McHenry	26	769	457	0	1	13	24	16	1,306
524	Moraine Valley	0	517	744	0	57	208	276	1,133	2,935
527	Morton	1	44	67	2	8	120	36	932	1,210
535	Oakton	0	3,329	1,673	2	1,035	33	70	125	6,267
505	Parkland	82	551	481	0	58	85	50	81	1,388
515	Prairie State	0	642	840	32	79	357	127	258	2,335
521	Rend Lake	0	142	65	0	85	1	19	0	312
537	Richland	4	86	107	5	0	3	2	0	207
511	Rock Valley	1	300	164	0	89	185	140	314	1,193
518	Sandburg	2	149	156	1	221	38	137	32	736
506	Sauk Valley	0	218	70	0	144	7	5	12	456
531	Shawnee	0	3	0	16	0	83	46	36	184
510	South Suburban	0	237	382	0	110	174	85	78	1,066
533	Southeastern	0	225	111	20	343	17	3	0	719
522	Southwestern*	0	873	867	3	0	532	255	117	2,647
534	Spoon River	107	277	81	0	88	120	110	37	820
504	Triton	23	253	244	0	720	339	283	2,823	4,685
516	Waubonsee	99	894	1,327	297	58	234	153	1,438	4,500
539	Wood	<u>0</u>	<u>143</u>	<u>53</u>	<u>23</u>	<u>0</u>	<u>0</u>	<u>0</u>	<u>0</u>	<u>219</u>
	TOTALS	3,695	20,591	18,090	2,427	5,792	10,892	5,857	33,242	100,586

* Formerly Belleville Area College

SOURCE OF DATA: Fall Enrollment (E1 Records) - reflects enrollments as of the fall term census date (end of registration). Will not reflect enrollments in courses that have a starting date later than the census date - particularly those in adult education.

Illinois Community College Board
Table I-10
SUMMARY OF OPENING FALL TERM STUDENT HEADCOUNT ENROLLMENT
FALL 1995 THROUGH FALL 2004

Dist No.	District/College	Fall 1995	Fall 1996	Fall 1997	Fall 1998	Fall 1999	Fall 2000	Fall 2001	Fall 2002	Fall 2003	Fall 2004
503	Black Hawk	6,354	6,390	6,532	6,536	6,473	6,118	6,248	6,350	6,266	6,600
508	Chicago	(68,233)	(69,189)	(70,717)	(69,389)	(66,797)	(66,396)	(66,109)	(66,720)	(67,383)	(63,811)
	Daley	8,835	9,445	10,067	9,834	9,800	9,532	10,068	10,654	11,203	10,817
	Kennedy-King	7,071	6,644	7,111	7,117	6,681	6,029	5,371	5,862	6,097	5,813
	Malcolm X	9,637	9,172	9,348	8,791	8,561	8,638	8,519	8,329	8,026	7,813
	Olive-Harvey	6,110	6,887	7,375	7,693	7,778	6,569	6,388	6,253	6,116	5,672
	Truman	14,883	15,644	16,009	15,048	14,147	15,466	15,584	15,280	15,415	14,001
	Washington	9,741	9,104	8,531	8,434	8,270	8,147	7,946	8,193	8,212	7,987
	Wilbur Wright	11,956	12,293	12,276	12,472	11,560	12,015	12,233	12,149	12,314	11,708
507	Danville	2,716	2,662	2,633	2,586	2,461	2,505	2,585	2,589	2,760	2,638
502	DuPage	29,888	29,698	28,989	28,968	29,032	28,862	29,423	30,235	30,378	29,854
509	Elgin	8,589	9,104	9,181	9,549	9,513	10,171	9,636	10,148	10,573	10,851
512	Harper	15,106	15,041	15,690	14,986	14,817	15,021	14,514	14,482	14,991	15,265
540	Heartland	3,072	3,343	3,534	3,637	3,932	4,205	4,558	4,566	4,672	4,647
519	Highland	2,662	2,536	2,603	2,504	2,493	2,595	2,541	2,514	2,462	2,500
514	Illinois Central	11,839	11,520	11,724	11,486	11,145	11,053	11,083	11,468	11,567	12,046
529	Illinois Eastern	(6,540)	(6,107)	(7,334)	(7,010)	(7,334)	(7,867)	(7,273)	(8,653)	(9,069)	(10,317)
	Frontier	1,904	2,302	1,893	1,652	1,819	1,519	1,913	2,177	1,907	1,960
	Lincoln Trail	1,127	1,216	1,339	1,279	1,303	1,279	1,100	1,355	1,357	1,496
	Olney Central	1,486	1,128	1,427	1,381	1,417	1,648	1,617	1,631	1,707	1,670
	Wabash Valley	2,023	1,461	2,675	2,698	2,795	3,421	2,643	3,490	4,098	5,191
513	Illinois Valley	3,947	3,902	3,919	3,678	4,135	3,794	3,673	3,873	4,105	4,078
525	Joliet	10,248	10,414	10,647	11,137	10,858	11,334	12,089	12,904	13,245	12,751
520	Kankakee	3,924	3,818	3,696	3,685	3,643	3,120	3,164	3,475	3,593	3,513
501	Kaskaskia	2,916	2,996	2,687	2,993	2,857	2,676	3,097	3,722	4,636	4,601
523	Kishwaukee	3,268	3,054	3,146	3,164	3,612	3,663	3,883	3,950	4,076	4,192
532	Lake County	13,510	13,453	13,577	13,733	13,880	14,441	12,917	15,457	15,822	15,868
517	Lake Land	4,734	4,710	5,182	5,388	5,606	5,925	6,102	6,473	7,256	7,196
536	Lewis & Clark	5,303	5,408	5,421	5,992	6,104	6,629	6,985	7,121	7,352	7,446
526	Lincoln Land	8,609	7,930	7,958	7,112	6,993	6,789	6,883	7,120	7,115	6,942
530	Logan	5,432	5,677	6,159	6,163	6,241	7,675	6,546	6,322	6,461	7,281
528	Mc Henry	4,933	4,808	5,071	5,050	5,108	5,086	5,747	5,501	5,940	5,331
541	Metropolitan*	886	838	1,095	776	---	---	---	---	---	---
524	Moraine Valley	12,813	13,234	13,347	13,417	14,414	12,972	14,033	14,480	15,780	16,077
527	Morton	3,760	4,283	4,222	4,223	4,348	4,465	4,328	4,933	4,809	4,436
535	Oakton	12,074	11,573	11,103	10,881	10,928	11,551	10,792	11,421	11,910	11,212
505	Parkland	8,403	8,074	7,848	7,937	8,143	8,026	8,482	9,539	9,245	9,536
515	Prairie State	5,191	5,559	5,471	5,275	5,188	4,795	4,428	5,001	5,544	5,342
521	Rend Lake	3,438	4,287	4,213	3,653	3,182	2,739	2,944	3,132	3,446	3,420
537	Richland	3,384	3,388	3,244	3,267	3,090	3,243	3,260	3,568	3,342	3,112
511	Rock Valley	8,228	8,027	8,188	8,254	6,352	7,699	8,542	9,016	9,298	9,475
518	Carl Sandburg	2,765	2,689	2,635	2,906	2,739	3,220	3,341	3,441	3,554	3,575
506	Sauk Valley	2,724	2,706	2,627	2,452	2,573	2,386	2,688	2,588	2,579	2,623
531	Shawnee	2,119	2,024	1,961	1,700	1,865	1,880	1,887	2,058	2,083	2,077
510	South Suburban	7,648	7,323	8,458	7,390	7,254	6,751	6,452	6,997	7,649	7,535
533	Southeastern	2,643	2,793	2,807	2,443	2,663	2,508	2,704	2,704	3,014	3,578
522	Southwestern**	13,923	13,298	13,144	12,288	13,757	13,351	13,307	13,633	15,113	14,376
534	Spoon River	1,950	1,922	1,785	1,813	1,861	1,894	1,909	2,089	2,161	2,412
504	Triton	15,362	17,576	16,799	17,815	18,697	16,927	14,848	14,864	15,023	15,597
516	Waubensee	6,552	6,787	7,000	7,021	7,276	7,602	7,890	8,290	8,373	8,682
539	John Wood	2,030	2,010	2,209	2,265	2,309	2,167	2,111	2,308	2,374	2,411
	TOTALS	337,716	340,151	344,556	340,522	339,673	340,101	339,002	353,705	365,019	363,204

*Formerly State Community College

**Formerly Belleville Area College

SOURCE OF DATA: Fall Enrollment (E1 Records) - reflects enrollment as of the fall term census date (end of registration). Will not reflect enrollments in courses that have a starting date later than the census date - particularly those in adult education.

Illinois Community College Board
Table I-11
SUMMARY OF OPENING FALL TERM STUDENT FTE ENROLLMENT
FALL 1995 THROUGH FALL 2004

Dist No.	District/College	1995 FTE	1996 FTE	1997 FTE	1998 FTE	1999 FTE	2000 FTE	2001 FTE	2002 FTE	2003 FTE	2004 FTE
503	Black Hawk	3,906	4,013	3,983	4,015	3,980	3,810	3,880	4,081	4,044	4,175
508	Chicago	(37,655)	(38,955)	(42,632)	(40,110)	(37,605)	(36,766)	(37,005)	(37,776)	(39,173)	(37,311)
	Daley	4,221	4,431	6,105	5,979	5,856	5,617	5,989	6,277	6,639	6,653
	Kennedy-King	4,354	4,071	4,693	4,774	4,421	4,095	3,861	4,184	4,214	3,724
	Malcolm X	6,167	6,138	7,078	6,780	6,625	6,808	6,170	5,872	5,725	5,126
	Olive-Harvey	4,080	4,542	4,903	5,284	4,505	4,019	4,249	4,357	4,504	3,760
	Truman	8,389	8,882	9,058	6,153	5,742	5,699	5,923	6,021	6,798	6,925
	Washington	4,385	4,003	4,006	4,403	4,252	4,228	4,334	4,527	4,651	4,628
	Wilbur Wright	6,059	6,887	6,788	6,736	6,206	6,299	6,479	6,539	6,642	6,495
507	Danville	1,762	1,724	1,686	1,633	1,521	1,527	1,616	1,630	1,724	1,638
502	DuPage	15,573	15,480	15,244	15,324	15,657	15,588	16,318 #	17,024	17,661	17,676
509	Elgin	4,182	4,455	4,534	4,588	4,538	4,732	4,578	4,918	5,347	5,571
512	Harper	7,523	7,582	7,970	7,797	7,751	7,713	7,474	7,856	8,209	8,582
540	Heartland	1,614	1,749	1,887	2,000	2,163	2,370	2,609	2,675	2,780	2,780
519	Highland	1,355	1,351	1,369	1,332	1,445	1,484	1,427	1,428	1,539	1,564
514	Illinois Central	6,141	6,145	6,373	6,301	6,139	6,091	6,221	6,537	6,827	7,042
529	Illinois Eastern	(3,278)	(3,277)	(3,594)	(3,400)	(3,485)	(3,583)	(3,348)	(3,686)	(3,686)	(3,715)
	Frontier	491	612	509	485	519	457	523	626	550	593
	Lincoln Trail	725	835	849	816	795	868	781	774	773	749
	Olney Central	1,090	874	1,127	1,057	996	1,109	1,024	1,039	1,112	1,103
	Wabash Valley	972	956	1,109	1,043	1,174	1,149	1,020	1,247	1,250	1,271
513	Illinois Valley	2,221	2,248	2,197	2,183	2,334	2,189	2,172	2,284	2,514	2,501
525	Joliet	5,453	5,535	5,607	5,854	5,839	5,849	6,391	6,944	7,061	7,221
520	Kankakee	1,985	1,932	1,898	1,932	1,868	1,664	1,683	1,789	1,931	1,944
501	Kaskaskia	1,952	1,953	1,901	2,022	1,929	1,902	2,032	2,405	2,907	2,748
523	Kishwaukee	1,903	1,826	1,903	1,933	2,165	2,200	2,326	2,384	2,510	2,569
532	Lake County	5,837	5,868	5,987	6,064	6,081	6,354	6,171	7,186	7,768	7,984
517	Lake Land	2,970	3,052	3,314	3,467	3,590	3,641	3,819	4,149	4,504	4,446
536	Lewis & Clark	2,726	2,836	2,879	2,968	2,880	2,908	3,006	3,282	3,495	3,587
526	Lincoln Land	4,046	3,981	4,001	3,898	3,928	3,570	3,894	4,026	4,267	4,133
530	Logan	3,566	3,654	3,635	3,389	3,429	3,356	3,406	3,346	3,389	3,719
528	Mc Henry	2,326	2,321	2,485	2,519	2,581	2,587	2,759	2,941	3,151	3,075
541	Metropolitan*	564	453	715	481	---	---	---	---	---	---
524	Moraine Valley	7,078	7,195	7,470	7,596	7,665	7,293	7,827	8,286	9,144	9,515
527	Morton	1,576	1,752	1,836	1,819	1,833	1,838	1,931	2,195	2,225	2,138
535	Oakton	5,636	5,327	5,122	4,971	5,100	5,365	5,261	5,385	5,587	5,563
505	Parkland	5,001	4,987	5,002	4,967	4,973	4,986	5,245	5,846	5,979	5,993
515	Prairie State	2,525	2,664	2,706	2,681	2,612	2,466	2,373	2,734	2,905	2,919
521	Rend Lake	2,010	2,195	2,007	1,880	1,830	1,787	1,895	1,988	2,158	2,139
537	Richland	1,695	1,770	1,766	1,750	1,656	1,764	1,796	2,087	1,915	1,751
511	Rock Valley	3,955	3,857	3,997	4,093	3,220	3,961	4,507	4,929	5,065	5,314
518	Carl Sandburg	1,591	1,542	1,512	1,576	1,541	1,661	1,781	1,999	1,990	2,093
506	Sauk Valley	1,500	1,466	1,444	1,366	1,442	1,366	1,565	1,533	1,551	1,577
531	Shawnee	1,334	1,251	1,247	1,024	1,236	1,182	1,258	1,371	1,388	1,235
510	South Suburban	3,631	3,615	4,090	3,644	3,572	3,446	3,386	3,799	4,159	4,260
533	Southeastern	1,688	1,744	1,756	1,496	1,613	1,580	1,532	1,493	1,540	1,504
522	Southwestern**	6,818	6,641	6,596	6,378	6,976	6,939	7,072	7,252	7,950	7,821
534	Spoon River	1,177	1,145	1,087	1,093	1,115	1,118	1,158	1,264	1,307	1,414
504	Triton	7,717	7,949	8,013	8,126	7,860	7,568	7,383	7,690	7,775	8,055
516	Waubensee	2,855	2,923	3,032	3,007	3,205	3,402	3,601	3,861	4,032	4,235
539	John Wood	<u>1,115</u>	<u>1,142</u>	<u>1,239</u>	<u>1,368</u>	<u>1,365</u>	<u>1,303</u>	<u>1,319</u>	<u>1,423</u>	<u>1,545</u>	<u>1,584</u>
	TOTALS	177,440	179,552	185,715	182,042	179,722	178,908	183,024 #	193,485	202,699	203,091

*Formerly State Community College

**Formerly Belleville Area College

Revised 10/8/02

SOURCE OF DATA: Fall Enrollment (E1 Records) - reflects enrollment as of the fall term census date (end of registration). Will not reflect enrollments in courses that have a starting date later than the census date - particularly those in adult education.

Section II

FACULTY AND STAFF DATA

The tables in this section present data regarding faculty and staff employed by the public community colleges of Illinois. The salary and staff data were collected in fall 2004 and reflect averages for fiscal year 2005. Employee groups exclude those persons who are employed predominantly to provide services at a correctional facility.

Descriptions of the employee groups used in this section are provided below. These categories correspond with *Fiscal Management Manual* salaries expenditures codes.

- Faculty are individuals who spend more than one-half of their workload in the activity of teaching and providing instruction to students.
- Administrative Staff are line officers of the college who manage, conduct, and administer programs, staff, and operations of the board of trustees.
- Classified Staff include clerical and custodial/maintenance staff. Clerical personnel engage in the process of keeping records and processing information upon the request and direction of college professional staff. Custodial/maintenance staff engage in housekeeping and the maintenance or repair of college facilities and equipment.
- Other (nonteaching) Professional Staff include professional/technical, academic support, and supervisory staff. Professional/technical staff have specialized skills but do not directly support the process of teaching. Academic support staff exercise professional judgement and discretion and directly support the teaching and learning process. Supervisory staff have the duty, responsibility, or authority to recommend the employment, transfer, suspension, dismissal, promotion, assignment, reward, or discipline of other staff individuals both full- and part-time.

Figure 2 shows the headcount distribution of community college employees statewide by employee group: faculty (53.75 percent), other nonteaching professionals (14.99 percent), classified (27.19 percent), and administrators (4.07 percent).

Table II-1 lists the number of instructional teaching faculty by sex and employment status employed during fall 2004. Of the 17,446 teaching faculty employed in fall 2004, 4,435 were full-time faculty.

Table II-2 shows the total number of administrative staff by sex and employment status.

Table II-3 lists the number of full-time and part-time nonteaching professional staff by sex and employment status employed in each community college. Table II-4 provides the same information for classified or civil service type staff.

The average contractual base salaries paid to full-time teaching faculty, full-time administrative staff, and full-time nonteaching professionals are shown in Table II-5.

Table II-6 identifies the average class size for on-campus lecture/discussion classes and laboratory classes during fiscal year 2004. Table II-7 shows a percent distribution of on-campus classes by size for each community college during fiscal year 2004. Table II-8 identifies the average class size for on-campus lecture/discussion classes and laboratory classes during fiscal year 2005. Table 9 shows a percentage of on-campus classes by size for each community college during fiscal year 2005.

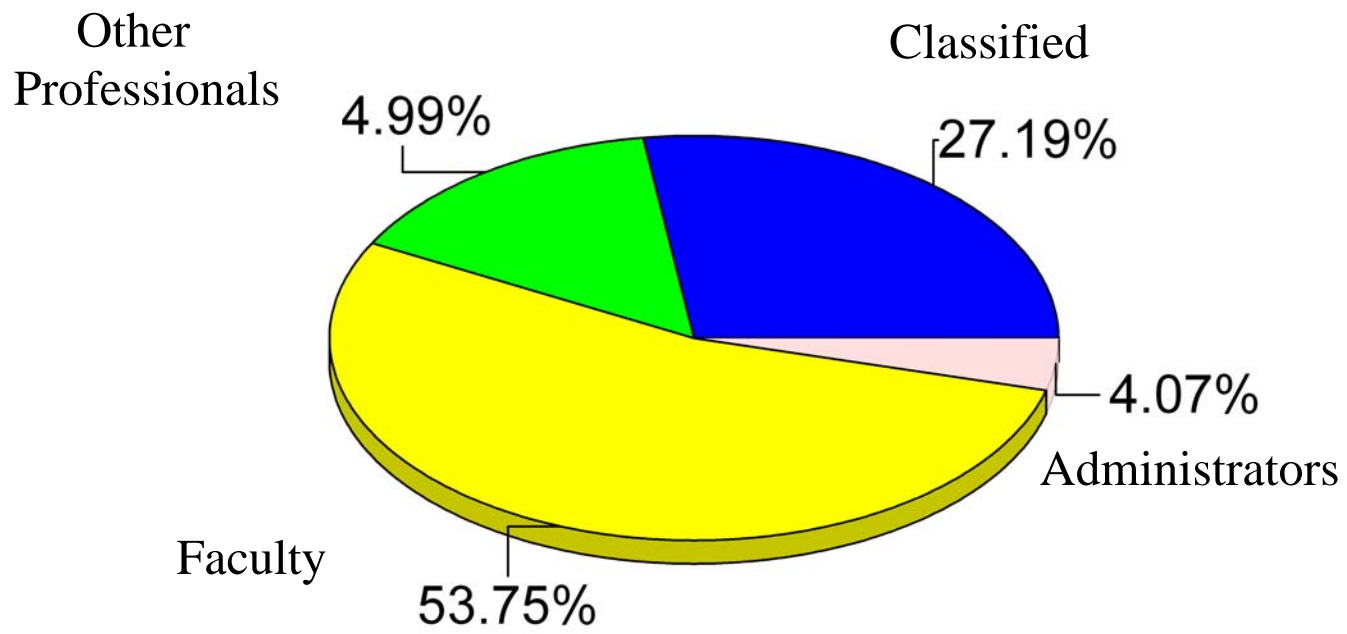


Figure 2. Fall 2004 State Headcount Distribution of Employees by Employee Group

Illinois Community College Board

Table II-1

SUMMARY OF INSTRUCTIONAL TEACHING FACULTY (9 AND 12 MOS.) EMPLOYED IN ILLINOIS PUBLIC COMMUNITY COLLEGES BY SEX AND EMPLOYMENT STATUS DURING FALL 2004

Dist. No.	District/College	Full-Time		Total	Part-Time		Total	Grand	Grand
		Male	Female	FTE	Male	Female	FTE	Total Headcount	Total FTE
503	Black Hawk	68	69	137	98	129	89	364	226
508	Chicago	(257)	(267)	(524)	(816)	(862)	(1,321)	(2,202)	(1,845)
	Daley	32	24	56	133	148	225	337	281
	Kennedy-King	37	45	82	54	110	131	246	213
	Malcolm X	30	27	57	121	106	190	284	247
	Olive-Harvey	24	28	52	73	67	107	192	159
	Truman	36	46	82	134	194	296	410	378
	Washington	51	52	103	142	97	145	342	248
	Wilbur Wright	47	45	92	159	140	227	391	319
507	Danville	25	22	47	43	49	60	139	107
502	DuPage	134	166	300	456	426	431	1,182	731
509	Elgin	55	59	114	175	205	161	494	275
512	Harper	76	112	188	297	341	272	826	460
540	Heartland	33	38	71	94	109	101	274	172
519	Highland	30	15	45	49	102	44	196	89
514	Illinois Central	100	82	182	221	261	118	664	300
529	Illinois Eastern	(64)	(47)	(111)	(91)	(154)	(107)	(356)	(218)
	Frontier	2	3	5	40	73	43	118	48
	Lincoln Trail	14	9	23	13	15	14	51	37
	Olney Central	17	28	45	15	26	22	86	67
	Wabash Valley	30	7	37	23	40	27	100	64
513	Illinois Valley	35	46	81	69	81	80	231	161
525	Joliet	93	81	174	297	255	97	726	271
520	Kankakee	28	29	57	100	116	40	273	97
501	Kaskaskia	33	34	67	71	96	55	234	122
523	Kishwaukee	37	33	70	68	91	62	229	132
532	Lake County	84	95	179	300	301	198	780	377
517	Lake Land	49	54	103	137	168	101	408	204
536	Lewis & Clark	45	41	86	103	147	104	336	190
526	Lincoln Land	62	60	122	119	120	92	361	214
530	Logan	47	53	100	83	103	83	286	183
528	McHenry	48	40	88	99	106	63	293	151
524	Moraine Valley	74	88	162	261	270	192	693	354
527	Morton	27	28	55	83	80	65	218	120
535	Oakton	56	83	139	284	249	180	672	319
505	Parkland	93	77	170	181	176	146	527	316
515	Prairie State	37	40	77	108	128	97	313	174
521	Rend Lake	26	34	60	60	62	50	182	110
537	Richland	34	35	69	55	64	43	188	112
511	Rock Valley	75	63	138	91	72	61	301	199
518	Sandburg	27	38	65	83	100	70	248	135
506	Sauk Valley	29	20	49	62	64	38	175	87
531	Shawnee	13	27	40	53	96	53	189	93
510	South Suburban	48	64	112	126	132	52	370	164
533	Southeastern	32	20	52	51	71	61	174	113
522	Southwestern*	63	60	123	380	287	237	790	360
534	Spoon River	20	18	38	48	52	35	138	73
504	Triton	51	58	109	304	254	226	667	335
516	Waubensee	40	42	82	198	294	236	574	318
539	Wood	<u>22</u>	<u>28</u>	<u>50</u>	<u>62</u>	<u>62</u>	<u>54</u>	<u>174</u>	<u>104</u>
	TOTALS	2,169	2,266	4,435	6,276	6,735	5,573	17,446	10,008

*Formerly Belleville Area College

SOURCE OF DATA: Salary Submission (C1 & C2)

Illinois Community College Board

Table II-2

SUMMARY OF ADMINISTRATIVE STAFF EMPLOYED IN
ILLINOIS PUBLIC COMMUNITY COLLEGES BY SEX AND EMPLOYMENT STATUS DURING FALL 2004

Dist. No.	District/College	Full-Time		Total		Part-Time		Total	Grand	Grand
		Male	Female	Full-Time FTE	Part-Time Male	Part-Time Female	Part-Time FTE	Headcount	Total FTE	
503	Black Hawk	6	4	10	0	0	0	10	10	
508	Chicago*	(44)	(69)	(113)	(0)	(0)	(0)	(113)	(113)	
	Daley	5	7	12	0	0	0	12	12	
	Kennedy-King	7	7	14	0	0	0	14	14	
	Malcolm X	3	8	11	0	0	0	11	11	
	Olive-Harvey	4	8	12	0	0	0	12	12	
	Truman	6	6	12	0	0	0	12	12	
	Washington	6	8	14	0	0	0	14	14	
	Wright	4	10	14	0	0	0	14	14	
	District Office	9	15	24	0	0	0	24	24	
507	Danville	13	24	37	0	1	1	38	38	
502	DuPage	26	23	49	0	0	0	49	49	
509	Elgin	10	15	25	0	0	0	25	25	
512	Harper	20	27	47	0	0	0	47	47	
540	Heartland	14	18	32	0	0	0	32	32	
519	Highland	14	11	25	0	4	2	29	27	
514	Illinois Central	11	13	24	0	0	0	24	24	
529	Illinois Eastern*	(14)	(19)	(33)	(0)	(0)	(0)	(33)	(33)	
	Frontier	4	3	7	0	0	0	7	7	
	Lincoln Trail	1	4	5	0	0	0	5	5	
	Olney	2	4	6	0	0	0	6	6	
	Wabash	3	4	7	0	0	0	7	7	
	District Office	4	4	8	0	0	0	8	8	
513	Illinois Valley	7	12	19	0	0	0	19	19	
525	Joliet	30	35	65	4	6	5	75	70	
520	Kankakee	27	41	68	1	0	1	69	69	
501	Kaskaskia	10	12	22	0	0	0	22	22	
523	Kishwaukee	8	8	16	0	0	0	16	16	
532	Lake County	15	35	50	0	0	0	50	50	
517	Lake Land	11	8	19	0	0	0	19	19	
536	Lewis & Clark	19	27	46	0	0	0	46	46	
526	Lincoln Land	22	30	52	0	0	0	52	52	
530	Logan	19	21	40	0	0	0	40	40	
528	McHenry	20	19	39	0	0	0	39	39	
524	Moraine Valley	6	10	16	0	0	0	16	16	
527	Morton	9	8	17	0	0	0	17	17	
535	Oakton	12	18	30	0	0	0	30	30	
505	Parkland	18	18	36	0	0	0	36	36	
515	Prairie State	11	21	32	0	0	0	32	32	
521	Rend Lake	11	12	23	0	0	0	23	23	
537	Richland	10	18	28	0	0	0	28	28	
511	Rock Valley	24	23	47	0	0	0	47	47	
518	Sandburg	10	15	25	0	0	0	25	25	
506	Sauk Valley	10	9	19	0	0	0	19	19	
531	Shawnee	10	8	18	1	0	0	19	18	
510	South Suburban	15	16	31	0	0	0	31	31	
533	Southeastern	12	14	26	0	0	0	26	26	
522	Southwestern*	11	12	23	2	3	3	28	26	
534	Spoon River	5	8	13	0	0	0	13	13	
504	Triton	12	14	26	0	0	0	26	26	
516	Waubonsee	13	16	29	0	0	0	29	29	
539	Wood	<u>14</u>	<u>14</u>	<u>28</u>	<u>0</u>	<u>0</u>	<u>0</u>	<u>28</u>	<u>28</u>	
	TOTALS	573	725	1,298	8	14	12	1,320	1,310	

*Formerly Belleville Area College

SOURCE OF DATA: Salary Submission (C1 & C2)

Illinois Community College Board

Table II-3

SUMMARY OF OTHER NONTEACHING PROFESSIONAL* STAFF (9 AND 12 MONTH) EMPLOYED IN ILLINOIS PUBLIC COMMUNITY COLLEGES BY SEX AND EMPLOYMENT STATUS DURING FALL 2004

Dist. No.	District/College	Full-Time		Total Full-Time	Part-Time		Total Part-Time	Grand Total	Grand Total
		Male	Female	FTE	Male	Female	FTE	Headcount	FTE
503	Black Hawk	47	92	139	0	0	0	139	139
508	Chicago	(130)	(219)	(349)	(99)	(147)	(172)	(595)	(521)
	Daley	15	19	34	18	26	31	78	65
	Kennedy-King	14	34	48	21	22	31	91	79
	Malcolm X	13	25	38	16	19	24	73	62
	Olive-Harvey	12	27	39	7	9	11	55	50
	Truman	17	29	46	17	23	28	86	74
	Washington	16	35	51	10	21	22	82	73
	Wright	11	20	31	8	22	21	61	52
	District Office	32	30	62	2	5	5	69	67
507	Danville	11	23	34	0	0	0	34	34
502	DuPage	130	172	302	0	0	0	302	302
509	Elgin	47	76	123	56	67	62	246	185
512	Harper	89	114	203	5	24	17	232	220
540	Heartland	11	43	54	2	7	6	63	60
519	Highland	11	15	26	0	0	0	26	26
514	Illinois Central	49	82	131	50	51	9	232	140
529	Illinois Eastern	(33)	(70)	(103)	(0)	(0)	(0)	(103)	(103)
	Frontier	7	7	14	0	0	0	14	14
	Lincoln Trail	6	13	19	0	0	0	19	19
	Olney	5	11	16	0	0	0	16	16
	Wabash	7	7	14	0	0	0	14	14
	District Office	8	32	40	0	0	0	40	40
513	Illinois Valley	29	31	60	5	9	57	74	117
525	Joliet	20	10	30	26	45	25	101	55
520	Kankakee	11	33	44	8	6	7	58	51
501	Kaskaskia	10	29	39	10	6	11	55	50
523	Kishwaukee	9	35	44	12	30	12	86	56
532	Lake County	47	79	126	0	0	0	126	126
517	Lake Land	27	58	85	39	39	58	163	143
536	Lewis & Clark	19	39	58	1	1	3	60	61
526	Lincoln Land	34	52	86	1	16	9	103	95
530	Logan	35	53	88	2	6	4	96	92
528	McHenry	31	80	111	2	15	11	128	122
524	Moraine Valley	51	104	155	0	0	0	155	155
527	Morton	17	20	37	0	0	0	37	37
535	Oakton	32	71	103	0	11	2	114	105
505	Parkland	45	81	126	31	35	23	192	149
515	Prairie State	7	37	44	0	0	0	44	44
521	Rend Lake	20	50	70	24	62	0	156	70
537	Richland	4	25	29	1	2	2	32	31
511	Rock Valley	41	51	92	6	6	6	104	98
518	Sandburg	26	68	94	1	3	0	98	94
506	Sauk Valley	10	16	26	4	11	7	41	33
531	Shawnee	16	25	41	0	0	0	41	41
510	South Suburban	41	44	85	1	3	3	89	88
533	Southeastern	6	22	28	11	36	24	75	52
522	Southwestern**	32	64	96	50	126	100	272	196
534	Spoon River	8	26	34	0	5	0	39	34
504	Triton	30	42	72	0	0	0	72	72
516	Waubonsee	32	64	96	56	88	85	240	181
539	Wood	<u>13</u>	<u>27</u>	<u>40</u>	<u>2</u>	<u>1</u>	<u>2</u>	<u>43</u>	<u>42</u>
	TOTALS	1,261	2,242	3,503	505	858	715	4,866	4,218

*Other nonteaching professional staff include professional/technical, academic support, and supervisory staff.

**Formerly Belleville Area College

SOURCE OF DATA: Salary Submission (C1 & C2)

Illinois Community College Board

Table II-4

SUMMARY OF CIVIL SERVICE OR CLASSIFIED STAFF EMPLOYED IN
ILLINOIS PUBLIC COMMUNITY COLLEGES BY SEX AND EMPLOYMENT STATUS DURING FALL 2004

Dist. No.	District/College	Full-Time		Total		Part-Time		Total	Grand	Grand
		Male	Female	FTE	FTE	Male	Female	FTE	Total Headcount	Total FTE
503	Black Hawk	26	79	105	34	63	24	202	129	
508	Chicago	(256)	(440)	(696)	(644)	(507)	(728)	(1,847)	(1,424)	
	Daley	31	68	99	96	55	95	250	194	
	Kennedy-King	45	46	91	111	93	127	295	218	
	Malcolm X	38	43	81	82	70	97	233	178	
	Olive-Harvey	21	52	73	80	60	86	213	159	
	Truman	37	59	96	100	55	98	251	194	
	Washington	24	72	96	69	61	83	226	179	
	Wright	48	68	116	78	58	86	252	202	
	District Office	12	32	44	28	55	56	127	100	
507	Danville	18	38	56	1	3	3	60	59	
502	DuPage	87	159	246	202	611	349	1,059	595	
509	Elgin	26	63	89	45	79	62	213	151	
512	Harper	97	146	243	6	55	38	304	281	
540	Heartland	5	32	37	1	4	3	42	40	
519	Highland	16	26	42	3	26	12	71	54	
514	Illinois Central	55	128	183	24	79	59	286	242	
529	Illinois Eastern	(14)	(65)	(79)	(28)	(86)	(77)	(193)	(156)	
	Frontier	2	10	12	3	8	7	23	19	
	Lincoln Trail	5	9	14	6	21	18	41	32	
	Olney	5	14	19	6	32	26	57	45	
	Wabash	2	17	19	8	15	17	42	36	
	District Office	0	15	15	5	10	9	30	24	
513	Illinois Valley	11	46	57	15	36	35	108	92	
525	Joliet	40	73	113	37	159	76	309	189	
520	Kankakee	10	55	65	31	77	54	173	119	
501	Kaskaskia	15	33	48	17	56	49	121	97	
523	Kishwaukee	23	42	65	6	8	8	79	73	
532	Lake County	64	86	150	10	54	37	214	187	
517	Lake Land	23	54	77	49	128	88	254	165	
536	Lewis & Clark	20	53	73	15	30	3	118	76	
526	Lincoln Land	41	73	114	3	16	11	133	125	
530	Logan	47	81	128	7	15	11	150	139	
528	McHenry	20	38	58	15	77	58	150	116	
524	Moraine Valley	46	123	169	12	61	43	242	212	
527	Morton	18	25	43	37	38	38	118	81	
535	Oakton	52	58	110	37	68	57	215	167	
505	Parkland	39	64	103	0	3	2	106	105	
515	Prairie State	16	34	50	0	6	6	56	56	
521	Rend Lake	24	30	54	14	9	0	77	54	
537	Richland	7	54	61	10	13	12	84	73	
511	Rock Valley	42	91	133	0	19	10	152	143	
518	Sandburg	24	32	56	4	5	0	65	56	
506	Sauk Valley	17	28	45	4	11	9	60	54	
531	Shawnee	10	28	38	6	11	0	55	38	
510	South Suburban	36	85	121	1	3	3	125	124	
533	Southeastern	10	32	42	4	5	5	51	47	
522	Southwestern*	44	99	143	140	246	289	529	432	
534	Spoon River	5	20	25	2	15	0	42	25	
504	Triton	80	126	206	136	186	200	528	406	
516	Waubonsee	12	49	61	40	69	78	170	139	
539	Wood	<u>6</u>	<u>37</u>	<u>43</u>	<u>4</u>	<u>17</u>	<u>11</u>	<u>64</u>	<u>54</u>	
	TOTALS	1,402	2,825	4,227	1,644	2,954	2,547	8,825	6,774	

*Formerly Belleville Area College

SOURCE OF DATA: Salary Submission (C1 & C2)

Illinois Community College Board

Table II-5

FISCAL YEAR 2005 AVERAGE CONTRACTUAL BASE SALARIES FOR FULL-TIME TEACHING
FACULTY (9 MOS), ADMINISTRATIVE STAFF (12 MOS) AND NONTEACHING PROFESSIONAL STAFF (12 MOS)
IN ILLINOIS PUBLIC COMMUNITY COLLEGES

Dist. No.	District	Average Salary 9-Month Faculty	Average Salary 12-Month Administrative	Average Salary 12-Month Other Professional*
503	Black Hawk	\$56,589	\$96,148	\$45,234
508	Chicago	63,385	88,732	50,240
507	Danville	45,649	61,087	33,863
502	DuPage	75,120	105,279	53,744
509	Elgin	72,479	99,471	51,215
512	Harper	64,493	99,479	54,492
540	Heartland	47,568	71,484	36,557
519	Highland	61,153	63,287	33,137
514	Illinois Central	48,683	80,351	41,132
529	Illinois Eastern	42,607	64,821	33,996
513	Illinois Valley	51,955	69,213	38,469
525	Joliet	60,380	67,214	43,355
520	Kankakee	54,618	55,034	36,037
501	Kaskaskia	47,679	58,075	36,788
523	Kishwaukee	46,115	77,415	40,078
532	Lake County	76,015	77,120	39,940
517	Lake Land	46,200	80,194	39,741
536	Lewis & Clark	54,978	68,606	38,128
526	Lincoln Land	62,349	69,305	39,301
530	Logan	57,839	65,350	38,880
528	McHenry	67,290	79,966	40,795
524	Moraine Valley	50,874	103,235	49,786
527	Morton	62,197	67,574	37,604
535	Oakton	74,352	100,864	52,463
505	Parkland	52,463	73,142	43,085
515	Prairie State	59,664	67,734	37,235
521	Rend Lake	46,230	64,281	32,065
537	Richland	46,795	62,785	33,880
511	Rock Valley	53,855	64,696	43,651
518	Sandburg	44,922	65,791	29,714
506	Sauk Valley	46,429	72,739	40,353
531	Shawnee	48,870	58,080	34,441
510	South Suburban	57,184	75,915	36,247
533	Southeastern	48,358	52,435	30,468
522	Southwestern**	53,317	86,092	52,961
534	Spoon River	45,727	65,495	34,810
504	Triton	64,052	79,511	48,916
516	Waubonsee	60,149	83,274	42,771
539	Wood	<u>45,721</u>	<u>59,800</u>	<u>31,615</u>
	STATEWIDE AVERAGE	\$58,376	\$74,732	\$43,811

* Nonteaching professional staff includes professional/technical, academic support, and supervisory staff who are not administrators.

** Formerly Belleville Area College

SOURCE OF DATA: Salary Submission (C1)

Illinois Community College Board
Table II-6
AVERAGE ON-CAMPUS CLASS BY TYPE*
Fiscal Year 2004

Dist. No.	District/College	Lecture/ Discussion	Laboratory	Average Class Size**
503	Black Hawk	21	16	19
508	Chicago	(22)	(20)	(22)
	Daley	22	15	20
	Kennedy-King	20	20	20
	Malcolm X	21	22	21
	Olive-Harvey	21	19	20
	Truman	21	22	22
	Washington	25	23	25
	Wright	24	20	23
507	Danville	DNA	DNA	DNA
502	DuPage	20	16	20
509	Elgin	21	15	19
512	Harper	23	18	23
540	Heartland	23	14	22
519	Highland	17	12	16
514	Illinois Central	20	19	19
529	Illinois Eastern	(14)	(10)	(14)
	Frontier	11	10	11
	Lincoln Trail	15	11	14
	Olney Central	15	10	14
	Wabash Valley	15	8	14
513	Illinois Valley	16	12	15
525	Joliet	18	—	18
520	Kankakee	17	16	16
501	Kaskaskia	20	14	18
523	Kishwaukee	18	11	15
532	Lake County	20	15	19
517	Lake Land	21	18	20
536	Lewis & Clark	19	12	16
526	Lincoln Land	20	17	19
530	Logan	19	14	18
528	McHenry	23	19	21
524	Moraine Valley	23	17	21
527	Morton	21	15	20
535	Oakton	17	12	16
505	Parkland	17	17	17
515	Prairie State	19	16	18
521	Rend Lake	17	—	17
537	Richland	13	—	13
511	Rock Valley	DNA	DNA	DNA
518	Sandburg	12	13	12
506	Sauk Valley	18	13	16
531	Shawnee	13	—	13
510	South Suburban	20	17	19
533	Southeastern	15	16	15
522	Southwestern***	18	14	17
534	Spoon River	18	12	16
504	Triton	19	15	18
516	Waubensee	18	12	17
539	Wood	<u>DNA</u>	<u>DNA</u>	<u>DNA</u>
	STATEWIDE	19	16	18

*Adult Basic Education, Adult Secondary Education, and English as a Second Language classes are excluded.

**Averages computed on enrollment in all instructional types, excluding Adult Basic Education, Adult Secondary Education, English as a Second Language, independent study and classes with only one student.

***Formerly Belleville Area College

DNA = Data Not Available

---- = No Laboratory Classes

SOURCE OF DATA: S3 and S6 Record Submissions

Illinois Community College Board
Table II-7
PERCENTAGE OF ON-CAMPUS CLASSES* BY CLASS SIZE CATEGORIES
Fiscal Year 2004

Dist. No.	District/College	Class Size Categories							Total Classes
		2-5	6-10	11-20	21-35	36-50	51-100	Over 100	
503	Black Hawk	5.2%	12.8%	33.7%	47.7%	0.6%	0.0%	0.0%	796
508	Chicago	(5.3%)	(13.1%)	(22.7%)	(52.9%)	(6.0%)	(0.0%)	(0.0%)	(4,329)
	Daley	3.8%	21.0%	27.9%	41.7%	5.5%	0.0%	0.0%	709
	Kennedy-King	7.2%	14.5%	28.7%	43.2%	6.4%	0.0%	0.0%	512
	Malcolm X	10.5%	14.3%	19.8%	46.9%	8.2%	0.4%	0.0%	525
	Olive-Harvey	5.7%	13.2%	28.0%	50.3%	2.7%	0.0%	0.0%	439
	Truman	4.1%	14.2%	22.1%	57.6%	2.0%	0.0%	0.0%	542
	Washington	3.9%	6.9%	17.1%	64.5%	7.7%	0.0%	0.0%	727
	Wright	3.9%	9.4%	19.2%	60.0%	7.5%	0.0%	0.0%	875
507	Danville	DNA	DNA	DNA	DNA	DNA	DNA	DNA	DNA
502	DuPage	8.9%	11.0%	32.1%	44.3%	2.9%	0.7%	0.1%	2,686
509	Elgin	8.2%	11.0%	39.8%	39.5%	1.1%	0.3%	0.1%	1,232
512	Harper	1.0%	7.6%	31.7%	55.2%	3.7%	0.8%	0.1%	1,679
540	Heartland	1.3%	5.7%	29.0%	61.3%	2.7%	0.0%	0.0%	525
519	Highland	15.5%	22.7%	34.4%	19.8%	6.6%	0.9%	0.0%	529
514	Illinois Central	7.6%	16.6%	30.3%	37.0%	8.1%	0.3%	0.1%	1,361
529	Illinois Eastern	(13.4%)	(29.5%)	(37.7%)	(17.1%)	(1.9%)	(0.3%)	(0.2%)	(1,086)
	Frontier	11.5%	42.3%	41.3%	4.8%	0.0%	0.0%	0.0%	104
	Lincoln Trail	17.6%	27.2%	36.8%	14.2%	3.3%	0.4%	0.4%	239
	Olney Central	10.3%	25.6%	44.7%	17.6%	1.8%	0.0%	0.0%	398
	Wabash Valley	14.5%	31.6%	29.0%	22.3%	1.7%	0.6%	0.3%	345
513	Illinois Valley	7.3%	29.2%	42.8%	19.1%	1.2%	0.2%	0.1%	808
525	Joliet	7.2%	15.8%	40.9%	35.2%	0.9%	0.1%	0.0%	1,281
520	Kankakee	5.8%	26.2%	38.3%	27.2%	1.8%	0.6%	0.1%	673
501	Kaskaskia	14.3%	21.6%	31.6%	25.4%	3.9%	2.7%	0.5%	560
523	Kishwaukee	9.9%	19.4%	45.6%	24.1%	1.1%	0.0%	0.0%	739
532	Lake County	2.7%	13.0%	38.6%	44.5%	1.1%	0.1%	0.0%	1,394
517	Lake Land	3.4%	10.0%	37.0%	48.5%	1.0%	0.1%	0.0%	681
536	Lewis & Clark	10.2%	15.3%	40.6%	33.7%	0.1%	0.0%	0.0%	834
526	Lincoln Land	4.4%	10.0%	42.5%	42.1%	0.9%	0.0%	0.0%	767
530	Logan	10.8%	17.3%	41.1%	27.8%	1.3%	1.0%	0.7%	1,211
528	McHenry	4.1%	8.1%	30.6%	54.9%	2.4%	0.0%	0.0%	707
524	Moraine Valley	4.8%	11.3%	31.3%	50.0%	2.1%	0.5%	0.0%	1,888
527	Morton	3.6%	23.0%	23.4%	49.0%	0.5%	0.0%	0.4%	551
535	Oakton	11.5%	19.8%	38.2%	29.3%	0.6%	0.5%	0.1%	1,772
505	Parkland	6.2%	15.2%	52.2%	25.4%	0.5%	0.2%	0.3%	1,495
515	Prairie State	6.1%	15.7%	40.3%	36.9%	0.8%	0.0%	0.1%	719
521	Rend Lake	7.1%	17.6%	44.7%	29.8%	1.0%	0.0%	0.0%	524
537	Richland	21.0%	25.4%	38.3%	14.8%	0.4%	0.0%	0.0%	566
511	Rock Valley	DNA	DNA	DNA	DNA	DNA	DNA	DNA	DNA
518	Sandburg	20.0%	26.9%	39.9%	11.9%	0.2%	1.0%	0.0%	579
506	Sauk Valley	13.4%	20.5%	36.6%	26.2%	2.9%	0.2%	0.2%	522
531	Shawnee	21.5%	31.5%	26.2%	16.8%	3.2%	0.4%	0.4%	279
510	South Suburban	9.7%	10.3%	31.6%	40.1%	8.2%	0.1%	0.0%	1,151
533	Southeastern	16.7%	21.0%	33.2%	26.1%	2.7%	0.0%	0.3%	371
522	Southwestern**	6.3%	19.5%	44.2%	27.2%	2.2%	0.5%	0.1%	1,576
534	Spoon River	6.0%	23.3%	41.8%	28.1%	0.9%	0.0%	0.0%	352
504	Triton	4.7%	10.8%	45.5%	37.8%	0.9%	0.4%	0.0%	1,610
516	Waubensee	10.4%	18.6%	40.0%	29.8%	0.9%	0.2%	0.1%	900
539	Wood	DNA	DNA	DNA	DNA	DNA	DNA	DNA	DNA
	STATEWIDE TOTAL	7.6%	15.7%	36.0%	37.7%	2.5%	0.3%	0.1%	38,733

* All instructional type classes are reported, excluding ABE, ASE, ESL, independent study, and classes with only one student.

**Formerly Belleville Area College

DNA = Data Not Available

SOURCE OF DATA: S3 and S6 Record Submissions

Illinois Community College Board
Table II-8
AVERAGE ON-CAMPUS CLASS BY TYPE*
Fiscal Year 2005

Dist. No.	District/College	Lecture/ Discussion	Laboratory	Average Class Size**
503	Black Hawk	20	15	18
508	Chicago	(22)	(21)	(22)
	Daley	22	15	20
	Kennedy-King	20	20	20
	Malcolm X	24	27	25
	Olive-Harvey	19	22	19
	Truman	21	—	21
	Washington	23	28	24
	Wright	22	25	22
507	Danville	12	8	12
502	DuPage	20	15	20
509	Elgin	21	15	18
512	Harper	23	19	23
540	Heartland	21	11	21
519	Highland	15	14	15
514	Illinois Central	19	19	19
529	Illinois Eastern	(14)	(12)	(13)
	Frontier	11	10	11
	Lincoln Trail	13	10	12
	Olney Central	15	13	14
	Wabash Valley	14	13	14
513	Illinois Valley	16	11	15
525	Joliet	18	—	18
520	Kankakee	17	16	16
501	Kaskaskia	20	13	18
523	Kishwaukee	18	11	15
532	Lake County	21	13	21
517	Lake Land	21	18	20
536	Lewis & Clark	19	12	16
526	Lincoln Land	19	15	17
530	Logan	20	17	19
528	McHenry	23	19	21
524	Moraine Valley	23	17	21
527	Morton	21	15	20
535	Oakton	18	12	17
505	Parkland	17	15	17
515	Prairie State	18	17	18
521	Rend Lake	18	—	18
537	Richland	12	16	13
511	Rock Valley	24	20	23
518	Sandburg	13	13	13
506	Sauk Valley	18	13	16
531	Shawnee	13	—	13
510	South Suburban	21	19	20
533	Southeastern	15	16	16
522	Southwestern***	17	14	16
534	Spoon River	17	9	14
504	Triton	19	16	19
516	Waubensee	18	12	16
539	Wood	<u>16</u>	<u>15</u>	<u>16</u>
	AVERAGES	19	15	18

*Adult Basic Education, Adult Secondary Education, and English as a Second Language classes are excluded.

**Averages computed on enrollment in all instructional types, excluding Adult Basic Education, Adult Secondary Education, English as a Second Language, independent study and classes with only one student.

***Formerly Belleville Area College

DNA = Data Not Available

---- = No Laboratory Classes

SOURCE OF DATA: S3 and S6 Record Submissions

Illinois Community College Board
Table II-9
PERCENTAGE OF ON-CAMPUS CLASSES* BY CLASS SIZE CATEGORIES
Fiscal Year 2005

Dist. No.	District/College	Class Size Categories							Total Classes
		2-5	6-10	11-20	21-35	36-50	51-100	Over 100	
503	Black Hawk	5.6%	17.1%	35.7%	41.2%	0.4%	0.0%	0.0%	820
508	Chicago	(4.9%)	(13.2%)	(22.3%)	(54.7%)	(4.9%)	(0.0%)	(0.0%)	(4,194)
	Daley	3.2%	19.9%	24.7%	50.1%	2.1%	0.0%	0.0%	677
	Kennedy-King	3.0%	18.6%	30.9%	42.7%	4.8%	0.0%	0.0%	499
	Malcolm X	3.2%	7.5%	20.2%	55.8%	13.2%	0.2%	0.0%	441
	Olive-Harvey	12.2%	12.2%	27.3%	46.5%	1.8%	0.0%	0.0%	443
	Truman	6.3%	15.9%	19.9%	54.3%	3.6%	0.0%	0.0%	554
	Washington	3.7%	8.9%	15.7%	65.1%	6.7%	0.0%	0.0%	734
	Wright	4.5%	10.3%	21.2%	60.4%	3.7%	0.0%	0.0%	846
507	Danville	29.6%	25.8%	29.8%	13.5%	0.8%	0.3%	0.3%	756
502	DuPage	8.9%	8.7%	34.6%	44.5%	2.7%	0.7%	0.1%	2,708
509	Elgin	8.6%	12.1%	38.6%	39.6%	0.9%	0.3%	0.0%	1,273
512	Harper	1.5%	7.6%	29.8%	56.3%	3.7%	1.1%	0.1%	1,699
540	Heartland	0.7%	9.7%	32.0%	56.3%	1.3%	0.0%	0.0%	556
519	Highland	18.2%	24.1%	28.8%	23.0%	5.0%	0.8%	0.0%	638
514	Illinois Central	9.7%	15.5%	34.0%	32.7%	7.4%	0.7%	0.1%	1,378
529	Illinois Eastern	(15.7%)	(32.0%)	(36.0%)	(15.1%)	(0.7%)	(0.5%)	(0.1%)	(1,182)
	Frontier	17.1%	43.2%	36.0%	1.8%	1.8%	0.0%	0.0%	111
	Lincoln Trail	28.0%	30.7%	29.9%	9.6%	1.1%	0.4%	0.4%	261
	Olney Central	9.1%	29.2%	41.2%	20.0%	0.2%	0.2%	0.0%	449
	Wabash Valley	14.4%	33.0%	34.1%	16.9%	0.6%	1.1%	0.0%	361
513	Illinois Valley	10.8%	27.1%	40.1%	19.9%	1.6%	0.3%	0.1%	793
525	Joliet	6.6%	16.1%	41.2%	35.0%	1.0%	0.2%	0.0%	1,327
520	Kankakee	6.5%	24.9%	39.4%	26.4%	2.3%	0.2%	0.3%	658
501	Kaskaskia	12.1%	22.3%	32.8%	26.8%	4.6%	0.8%	0.6%	497
523	Kishwaukee	7.1%	25.1%	42.7%	24.1%	1.0%	0.0%	0.0%	764
532	Lake County	2.5%	11.7%	28.6%	55.6%	1.3%	0.2%	0.0%	1,451
517	Lake Land	3.3%	9.1%	40.8%	45.6%	0.4%	0.9%	0.0%	704
536	Lewis & Clark	10.7%	15.4%	41.8%	31.2%	0.8%	0.1%	0.0%	844
526	Lincoln Land	6.9%	14.4%	42.7%	35.5%	0.7%	0.0%	0.0%	905
530	Logan	10.3%	16.9%	40.9%	28.1%	1.9%	0.8%	1.1%	1,304
528	McHenry	5.4%	7.1%	32.3%	52.4%	2.8%	0.0%	0.0%	706
524	Moraine Valley	4.2%	10.5%	31.7%	51.5%	1.9%	0.3%	0.0%	1,943
527	Morton	4.9%	21.9%	23.0%	48.1%	1.6%	0.4%	0.2%	570
535	Oakton	10.6%	23.3%	36.0%	28.7%	0.7%	0.1%	0.6%	1,781
505	Parkland	5.2%	17.2%	51.3%	25.0%	0.8%	0.3%	0.3%	1,457
515	Prairie State	5.7%	11.5%	45.8%	36.6%	0.3%	0.0%	0.1%	719
521	Rend Lake	9.7%	14.8%	42.2%	28.9%	2.7%	1.5%	0.1%	741
537	Richland	18.0%	29.3%	37.5%	15.1%	0.0%	0.0%	0.0%	522
511	Rock Valley	2.6%	6.5%	29.5%	48.5%	12.4%	0.4%	0.0%	932
518	Sandburg	19.5%	25.4%	37.4%	16.3%	0.5%	0.9%	0.0%	570
506	Sauk Valley	14.9%	16.7%	42.7%	22.4%	2.6%	0.8%	0.0%	504
531	Shawnee	24.4%	31.3%	26.2%	13.8%	3.6%	0.7%	0.0%	275
510	South Suburban	7.6%	8.8%	29.2%	46.3%	8.0%	0.1%	0.0%	1,106
533	Southeastern	19.5%	17.3%	33.7%	24.5%	4.7%	0.0%	0.3%	359
522	Southwestern**	6.6%	21.4%	44.2%	25.9%	1.4%	0.4%	0.1%	1,687
534	Spoon River	14.5%	25.7%	33.8%	25.7%	0.2%	0.0%	0.0%	408
504	Triton	4.7%	11.6%	44.0%	38.6%	0.7%	0.4%	0.0%	1,566
516	Waubensee	12.1%	18.9%	39.9%	28.1%	0.8%	0.2%	0.1%	923
539	Wood	10.7%	17.6%	39.2%	32.1%	0.5%	0.0%	0.0%	393
	STATEWIDE TOTAL	8.2%	15.9%	35.4%	37.4%	2.5%	0.4%	0.1%	41,613

* All instructional type classes are reported, excluding ABE, ASE, ESL, independent study, and classes with only one student.

**Formerly Belleville Area College

DNA = Data Not Available

SOURCE OF DATA: S3 and S6 Record Submissions

Section III

ANNUAL ENROLLMENT AND COMPLETION DATA

Section III includes data on annual enrollment and completions in fiscal year 2004 among Illinois public community colleges.

Table III-1 shows the annual unduplicated headcount enrollment by sex in Illinois public community colleges for fiscal year 2004.

Table III-2 shows the annual unduplicated headcount enrollment by program classification in Illinois public community colleges for fiscal year 2004.

Table III-3 contains more detailed data on fiscal year 2004 annual unduplicated enrollment through the use of the national program classification structure/classification of instructional program (PCS/CIP) coding system.

Table III-4 shows the fiscal year 2004 annual unduplicated enrollment by age category.

Table III-5 summarizes the fiscal year 2004 annual unduplicated enrollment by ethnic origin.

Table III-6 summarizes the highest degree previously earned for fiscal year 2004 Illinois public community college students.

Figure 3 shows the fiscal year 2004 annual duplicated completers in the following categories; transfer degrees (29.22 percent), career and technical education certificates (50.11 percent), career and technical education degrees (18.23 percent), general associate degrees (1.82 percent), and vocational skills and general studies certificates comprise the “other” category (0.63 percent).

Table III-7 lists the number of associate degrees awarded in transfer and general studies curricula and the number of general studies certificates awarded by each community college in fiscal year 2004.

Table III-8 shows the number of associate degrees and certificates awarded in occupational curricula and the number of vocational skills certificates awarded by each community college in fiscal year 2004.

Table III-9 contains more detailed data on collegiate-level fiscal year 2004 annual completers through the use of the national program classification structure/classification of instructional program (PCS/CIP) coding system.

Table III-10 provides a summary of adult basic education and English as a Second Language completions by each community college during fiscal year 2004.

Table III-11 shows the number of high school completions awarded by each community college in fiscal year 2004.

Tables III-12 through 19 depict annual unduplicated headcount enrollment data by ethnic origin for fiscal year 2004.

Illinois Community College Board
Table III-1
SUMMARY OF ANNUAL UNDUPLICATED HEADCOUNT
ENROLLMENT BY SEX
FOR FISCAL YEAR 2004

Dist No.	District/College	Male	Female	Total
503	Black Hawk	5,546	7,331	12,877
508	Chicago	(48,936)	(66,864)	(115,800)
	Daley	6,976	10,493	17,469
	Kennedy-King	3,369	7,139	10,508
	Malcolm X	6,179	9,181	15,360
	Olive-Harvey	3,322	6,015	9,337
	Truman	13,365	14,343	27,708
	Washington	7,837	7,990	15,827
	Wilbur Wright	7,888	11,703	19,591
507	Danville	3,393	4,293	7,686
502	DuPage	23,762	31,063	54,825
509	Elgin	8,508	10,968	19,476
512	Harper	11,093	14,776	25,869
540	Heartland	3,298	4,232	7,530
519	Highland	2,056	3,674	5,730
514	Illinois Central	8,996	10,703	19,699
529	Illinois Eastern	(16,287)	(11,579)	(27,866)
	Frontier	3,343	4,127	7,470
	Lincoln Trail	1,380	985	2,365
	Olney Central	1,140	1,834	2,974
	Wabash Valley	10,424	4,633	15,057
513	Illinois Valley	3,007	4,343	7,350
525	Joliet	9,603	12,651	22,254
520	Kankakee	3,198	5,522	8,720
501	Kaskaskia	3,855	5,103	8,958
523	Kishwaukee	3,303	3,946	7,249
532	Lake County	11,692	15,037	26,729
517	Lake Land	9,470	6,286	15,756
536	Lewis & Clark	5,015	6,730	11,745
526	Lincoln Land	6,435	8,670	15,105
530	Logan	5,609	7,480	13,089
528	McHenry	5,029	6,363	11,392
524	Moraine Valley	11,788	16,196	27,984
527	Morton	2,899	4,393	7,292
535	Oakton	12,121	21,636	33,757
505	Parkland	7,597	9,174	16,771
515	Prairie State	4,456	6,494	10,950
521	Rend Lake	6,482	4,346	10,828
537	Richland	2,799	4,261	7,060
511	Rock Valley	6,653	8,899	15,552
518	Sandburg	2,949	4,092	7,041
506	Sauk Valley	2,168	2,853	5,021
531	Shawnee	3,079	3,603	6,682
510	South Suburban	6,328	11,210	17,538
533	Southeastern	5,512	2,625	8,137
522	Southwestern*	11,697	14,264	25,961
534	Spoon River	2,306	2,451	4,757
504	Triton	12,119	14,081	26,200
516	Waubonsee	7,390	9,728	17,118
539	Wood	<u>1,645</u>	<u>2,708</u>	<u>4,353</u>
	TOTALS	308,079	390,628	698,707

*Formerly Belleville Area College
SOURCE OF DATA: A1 Record Submission

Illinois Community College Board
Table III-2
SUMMARY OF ANNUAL UNDUPLICATED HEADCOUNT ENROLLMENT
BY PROGRAM CLASSIFICATION
FOR FISCAL YEAR 2004

Dist. No.	District/College	Bacc/ Transfer	Vocational	Occupational	ABE	ASE	ESL	General Studies	General Associates	Total
503	Black Hawk	5,874	2,284	2,458	872	587	784	2	16	12,877
508	Chicago	(29,223)	(4,799)	(15,944)	(11,409)	(6,817)	(33,636)	(130)	(13,842)	(115,800)
	Daley	5,783	739	2,674	1,046	824	6,164	32	207	17,469
	Kennedy-King	2,596	534	2,730	2,698	966	838	27	119	10,508
	Malcolm X	3,719	791	1,530	2,938	1,939	3,557	52	834	15,360
	Olive-Harvey	3,107	502	1,171	2,469	778	918	5	387	9,337
	Truman	5,189	746	1,077	902	1,388	16,487	4	1,915	27,708
	Washington	7,491	276	5,616	170	119	20	4	2,131	15,827
	Wilbur Wright	1,338	1,211	1,146	1,186	803	5,652	6	8,249	19,591
507	Danville	2,201	3,357	1,624	289	158	57	0	0	7,686
502	DuPage	21,655	2,641	14,159	444	834	5,939	8,867	286	54,825
509	Elgin	8,702	428	4,771	467	623	3,393	0	1,092	19,476
512	Harper	12,394	0	8,853	632	341	3,649	0	0	25,869
540	Heartland	5,664	762	733	32	232	107	0	0	7,530
519	Highland	1,753	925	1,571	289	262	148	737	45	5,730
514	Illinois Central	7,488	201	5,253	449	325	71	265	5,647	19,699
529	Illinois Eastern	(5,918)	(5,336)	(14,739)	(502)	(282)	(45)	(0)	(1,044)	(27,866)
	Frontier	1,614	4,920	530	156	141	20	0	89	7,470
	Lincoln Trail	1,068	1	603	145	0	0	0	548	2,365
	Olney Central	1,302	59	1,097	190	99	0	0	227	2,974
	Wabash Valley	1,934	356	12,509	11	42	25	0	180	15,057
513	Illinois Valley	2,226	0	2,628	260	518	280	1,205	233	7,350
525	Joliet	10,617	1,204	7,284	742	355	1,457	299	296	22,254
520	Kankakee	2,352	1,698	2,527	958	459	45	558	123	8,720
501	Kaskaskia	3,077	2	4,371	291	226	57	242	692	8,958
523	Kishwaukee	4,442	11	1,526	206	359	597	108	0	7,249
532	Lake County	12,090	690	9,021	806	472	3,270	380	0	26,729
517	Lake Land	5,653	3,746	4,209	294	255	61	0	1,538	15,756
536	Lewis & Clark	5,929	281	4,131	400	404	55	0	545	11,745
526	Lincoln Land	5,788	3,994	2,804	450	333	294	19	1,423	15,105
530	Logan	6,367	2,002	3,812	453	410	0	4	41	13,089
528	McHenry	5,887	0	2,699	333	427	1,818	0	228	11,392
524	Moraine Valley	13,113	770	10,641	363	887	2,210	0	0	27,984
527	Morton	2,616	105	2,162	404	69	1,827	35	74	7,292
535	Oakton	12,361	12,169	5,096	960	384	2,676	111	0	33,757
505	Parkland	8,191	847	5,950	420	420	422	0	521	16,771
515	Prairie State	4,515	806	3,508	664	436	627	375	19	10,950
521	Rend Lake	3,494	4,650	2,317	80	273	14	0	0	10,828
537	Richland	3,371	987	1,940	323	200	69	117	53	7,060
511	Rock Valley	7,772	1,942	3,889	628	450	825	0	46	15,552
518	Sandburg	2,240	1,541	2,645	43	493	45	1	33	7,041
506	Sauk Valley	2,234	982	1,406	144	138	102	0	15	5,021
531	Shawnee	1,501	2,652	1,099	259	457	83	385	246	6,682
510	South Suburban	4,513	2,371	8,596	822	388	845	3	0	17,538
533	Southeastern	3,779	1,896	1,738	253	92	0	369	10	8,137
522	Southwestern*	11,237	17	11,739	1,575	959	370	61	3	25,961
534	Spoon River	1,988	1,215	622	260	245	25	0	402	4,757
504	Triton	7,228	2,907	6,517	808	1,204	4,907	1	2,628	26,200
516	Waubonsee	5,148	202	4,901	751	1,368	3,047	967	734	17,118
539	Wood	<u>2,720</u>	<u>2</u>	<u>1,203</u>	<u>146</u>	<u>121</u>	<u>22</u>	<u>138</u>	<u>1</u>	<u>4,353</u>
	TOTALS	263,321	70,422	191,086	29,481	23,263	73,879	15,379	31,876	698,707

*Formerly Belleville Area College

SOURCE OF DATA: A1 Submission

Illinois Community College Board
Table III-3
ANNUAL UNDUPLICATED ENROLLMENT BY ACADEMIC PROGRAM BY COLLEGE
FOR FISCAL YEAR 2004

Dist. No.	District/College	Ag Bus. & Mgmt. Gen 12 010101	Ag Bus./Mgmt. Other 12 010199	Ag Mechanics, Gen 12 010201	Ag Mechanics, Other 12 010299	Ag Production, Gen 12 010301	Ag Anim Husb/Prod Mgmt 12 010302	Crop Prod Op/Mgmt 12 010304	Animal Trainer 12 010505	Equine Stud/Horse Mgmt 12 010507	Hort Svcs Op & Mgmt, Gen 12 010601	Arboriculture 12 010602
503	Black Hawk	0	0	10	0	0	11	0	0	62	23	0
508	Chicago	(0)	(0)	(0)	(0)	(0)	(0)	(0)	(0)	(0)	(0)	(0)
	Daley	0	0	0	0	0	0	0	0	0	0	0
	Kennedy-King	0	0	0	0	0	0	0	0	0	0	0
	Malcolm X	0	0	0	0	0	0	0	0	0	0	0
	Olive-Harvey	0	0	0	0	0	0	0	0	0	0	0
	Truman	0	0	0	0	0	0	0	0	0	0	0
	Washington	0	0	0	0	0	0	0	0	0	0	0
	Wilbur Wright	0	0	0	0	0	0	0	0	0	0	0
507	Danville	11	0	6	0	0	0	0	0	0	0	0
502	DuPage	0	0	0	0	0	0	0	0	0	214	0
509	Elgin	0	0	0	0	0	0	0	0	0	0	0
512	Harper	0	0	0	0	0	0	0	0	0	68	2
540	Heartland	0	0	0	0	0	0	0	0	0	0	0
519	Highland	15	0	0	0	1	0	0	0	0	0	0
514	Illinois Central	31	0	40	0	0	0	0	0	0	98	0
529	Illinois Eastern	(22)	(0)	(0)	(0)	(13)	(0)	(0)	(0)	(0)	(25)	(0)
	Frontier	0	0	0	0	0	0	0	0	0	0	0
	Lincoln Trail	0	0	0	0	0	0	0	0	0	25	0
	Olney Central	0	0	0	0	0	0	0	0	0	0	0
	Wabash Valley	22	0	0	0	13	0	0	0	0	0	0
513	Illinois Valley	2	0	0	0	0	0	0	0	0	0	0
525	Joliet	22	0	0	0	37	0	0	0	0	126	0
520	Kankakee	0	0	0	0	0	0	0	0	0	0	0
501	Kaskaskia	43	0	0	0	0	0	0	0	0	0	0
523	Kishwaukee	2	0	62	0	5	0	0	0	20	16	0
532	Lake County	0	0	0	0	0	0	0	0	0	1	2
517	Lake Land	49	0	58	0	47	2	4	41	0	153	0
536	Lewis & Clark	0	0	0	0	0	0	0	0	0	0	0
526	Lincoln Land	0	0	0	0	44	0	0	0	0	0	0
530	Logan	0	0	0	0	0	0	0	0	0	0	0
528	McHenry	0	0	0	0	0	0	0	0	0	50	0
524	Moraine Valley	0	0	0	0	0	0	0	0	0	0	0
527	Morton	0	0	0	0	0	0	0	0	0	0	0
535	Oakton	0	0	0	0	0	0	0	0	0	0	0
505	Parkland	40	7	12	5	0	22	0	0	0	0	0
515	Prairie State	0	0	0	0	0	0	0	0	0	0	0
521	Rend Lake	18	0	48	0	22	0	0	0	0	89	0
537	Richland	5	0	0	0	0	0	0	0	0	67	0
511	Rock Valley	0	0	0	0	0	0	0	0	0	0	0
518	Sandburg	0	0	0	0	17	0	0	0	0	0	0
506	Sauk Valley	0	0	0	0	0	0	0	0	0	0	0
531	Shawnee	7	0	0	0	3	0	35	0	0	0	0
510	South Suburban	0	0	0	0	0	0	0	0	32	0	0
533	Southeastern	0	0	0	0	0	0	0	0	0	85	0
522	Southwestern*	0	0	0	0	0	0	0	0	0	79	0
534	Spoon River	0	0	26	0	21	0	0	0	0	0	0
504	Triton	0	0	0	0	0	0	0	0	0	0	0
516	Waubonsee	0	0	0	0	0	0	0	0	0	0	0
539	Wood	<u>39</u>	<u>0</u>	<u>0</u>	<u>0</u>	<u>0</u>	<u>8</u>	<u>0</u>	<u>0</u>	<u>0</u>	<u>28</u>	<u>0</u>
	TOTALS	306	7	262	5	210	43	39	41	114	1,122	4

*Formerly Belleville Area College

SOURCE OF DATA: Annual Enrollment & Completion Data (A1)

Illinois Community College Board
Table III-3
ANNUAL UNDUPLICATED ENROLLMENT BY ACADEMIC PROGRAM BY COLLEGE
FOR FISCAL YEAR 2004

Dist. No.	District/College	Ornamental Hort 12 010603	Greenhse Op/Mgmt 12 010604	Landscaping Op & Mgmt 12 010605	Nursery Op/Mgmt 12 010606	Turf Management 12 010607	Parks/Grounds Mgmt 12 010610	Agbus/Ag Prod. Othr 12 019999	Ntrl Rsrces Mgmt/Policy 12 030201	Fishing & Fisheries Sci/Mgmt 12 030301	Forest Hvsr/Prod Tech 12 030401	Wildlife Mgmt 12 030601
503	Black Hawk	0	0	0	0	0	0	40	0	0	0	0
508	Chicago	(0)	(0)	(0)	(0)	(0)	(0)	(0)	(0)	(0)	(0)	(0)
	Daley	0	0	0	0	0	0	0	0	0	0	0
	Kennedy-King	0	0	0	0	0	0	0	0	0	0	0
	Malcolm X	0	0	0	0	0	0	0	0	0	0	0
	Olive-Harvey	0	0	0	0	0	0	0	0	0	0	0
	Truman	0	0	0	0	0	0	0	0	0	0	0
	Washington	0	0	0	0	0	0	0	0	0	0	0
	Wilbur Wright	0	0	0	0	0	0	0	0	0	0	0
507	Danville	10	0	34	0	0	0	0	0	0	0	0
502	DuPage	23	6	61	10	9	0	0	0	0	0	0
509	Elgin	0	0	0	0	0	0	0	0	0	0	0
512	Harper	32	0	21	0	5	16	0	0	0	0	0
540	Heartland	0	0	0	0	0	0	0	0	0	0	0
519	Highland	0	0	0	0	0	0	0	0	0	0	0
514	Illinois Central	0	0	6	0	6	0	4	0	0	0	0
529	Illinois Eastern	(0)	(0)	(0)	(0)	(0)	(0)	(0)	(0)	(0)	(0)	(0)
	Frontier	0	0	0	0	0	0	0	0	0	0	0
	Lincoln Trail	0	0	0	0	0	0	0	0	0	0	0
	Olney Central	0	0	0	0	0	0	0	0	0	0	0
	Wabash Valley	0	0	0	0	0	0	2	0	0	0	0
513	Illinois Valley	21	0	10	0	0	0	2	0	0	0	0
525	Joliet	11	2	11	3	2	0	2	0	0	0	0
520	Kankakee	0	0	0	0	0	0	0	0	0	0	0
501	Kaskaskia	0	0	0	0	0	0	55	0	0	0	0
523	Kishwaukee	24	12	29	9	15	0	8	0	0	0	0
532	Lake County	24	0	58	0	49	0	69	12	0	0	0
517	Lake Land	0	0	0	0	0	0	0	0	0	0	0
536	Lewis & Clark	0	0	0	0	14	0	21	0	0	0	0
526	Lincoln Land	0	0	39	0	0	0	0	0	0	0	0
530	Logan	0	0	0	0	0	0	0	0	0	0	0
528	McHenry	13	0	17	0	0	0	22	0	0	0	0
524	Moraine Valley	0	0	0	0	0	0	0	0	0	0	0
527	Morton	0	0	0	0	0	0	0	0	0	0	0
535	Oakton	0	0	0	0	0	0	0	0	0	0	0
505	Parkland	0	0	46	0	0	0	41	0	0	0	0
515	Prairie State	0	0	0	0	0	0	0	0	0	0	0
521	Rend Lake	0	0	0	0	0	0	9	0	0	0	0
537	Richland	0	0	0	0	0	0	0	0	0	0	0
511	Rock Valley	0	0	0	0	0	0	0	0	0	0	0
518	Sandburg	0	0	0	0	0	0	0	0	0	0	0
506	Sauk Valley	0	0	0	0	0	0	0	0	0	0	0
531	Shawnee	0	0	0	0	0	0	0	0	1	0	10
510	South Suburban	0	0	0	0	0	0	3	0	0	0	0
533	Southeastern	0	0	0	0	0	0	0	0	0	6	43
522	Southwestern*	0	0	0	0	0	0	30	0	0	0	0
534	Spoon River	0	0	0	0	0	0	1	0	0	0	0
504	Triton	0	31	54	0	0	0	28	0	0	0	0
516	Waubonsee	0	0	0	0	0	0	0	0	0	0	0
539	Wood	0	0	0	0	0	0	5	0	0	0	0
	TOTALS	158	51	386	22	100	16	342	12	1	6	53

*Formerly Belleville Area College

SOURCE OF DATA: Annual Enrollment & Completion Data (A1)

Illinois Community College Board
Table III-3
ANNUAL UNDUPLICATED ENROLLMENT BY ACADEMIC PROGRAM BY COLLEGE
FOR FISCAL YEAR 2004

Dist. No.	District/College	Fashion Merch 12 080102	Entrepreneurship 12 080301	Financial Svcs Mktg Op 12 080401	Food Prod Retail/Wholesale Op 12 080601	Gen Retailing Operations 12 080705	Gen Sales Operations 12 080706	Gen Marketing Operations 12 080708	Gen Distribution Operations 12 080709	Rec Prod/Svcs Marketing Op 12 080903	Insurance Marketing Op 12 081001	Travel Services/Marketing Op 12 081105
503	Black Hawk	0	0	0	0	209	0	0	0	0	0	0
508	Chicago	(0)	(0)	(0)	(0)	(0)	(0)	(0)	(0)	(0)	(0)	(24)
	Daley	0	0	0	0	0	0	0	0	0	0	24
	Kennedy-King	0	0	0	0	0	0	0	0	0	0	0
	Malcolm X	0	0	0	0	0	0	0	0	0	0	0
	Olive-Harvey	0	0	0	0	0	0	0	0	0	0	0
	Truman	0	0	0	0	0	0	0	0	0	0	0
	Washington	0	0	0	0	0	0	0	0	0	0	0
	Wilbur Wright	0	0	0	0	0	0	0	0	0	0	0
507	Danville	0	0	0	0	0	77	0	0	0	0	0
502	DuPage	90	17	0	1	0	206	0	13	0	0	245
509	Elgin	0	0	0	0	9	12	0	0	0	0	7
512	Harper	74	0	0	0	5	259	0	72	0	1	0
540	Heartland	0	0	0	0	0	0	0	0	0	6	0
519	Highland	0	0	0	0	0	0	0	0	0	0	0
514	Illinois Central	0	0	0	0	53	27	0	0	0	0	12
529	Illinois Eastern	(0)	(0)	(0)	(0)	(64)	(1)	(0)	(0)	(0)	(0)	(0)
	Frontier	0	0	0	0	0	0	0	0	0	0	0
	Lincoln Trail	0	0	0	0	0	0	0	0	0	0	0
	Olney Central	0	0	0	0	1	0	0	0	0	0	0
	Wabash Valley	0	0	0	0	63	1	0	0	0	0	0
513	Illinois Valley	0	0	0	0	0	22	0	0	0	0	0
525	Joliet	42	0	0	0	3	70	0	0	0	0	0
520	Kankakee	0	0	0	0	0	0	0	0	0	0	0
501	Kaskaskia	0	0	0	0	3	0	0	0	0	0	0
523	Kishwaukee	0	0	0	0	0	0	0	0	0	0	0
532	Lake County	0	0	0	0	30	80	0	0	0	0	0
517	Lake Land	0	6	0	0	117	45	0	0	0	0	0
536	Lewis & Clark	0	0	0	0	0	0	0	0	0	0	0
526	Lincoln Land	0	0	0	0	0	15	0	0	0	0	0
530	Logan	10	0	0	0	2	62	0	0	0	0	0
528	McHenry	0	0	0	0	1	33	0	0	0	0	0
524	Moraine Valley	0	0	0	0	73	3	0	0	33	0	119
527	Morton	0	0	0	0	0	1	0	0	0	0	0
535	Oakton	0	0	0	0	3	39	19	42	0	0	0
505	Parkland	0	0	0	0	0	49	0	0	0	0	1
515	Prairie State	0	0	0	0	0	0	0	0	0	0	0
521	Rend Lake	0	0	0	0	0	0	0	0	0	0	0
537	Richland	0	0	0	0	0	0	0	0	0	0	0
511	Rock Valley	0	0	5	0	0	21	0	0	0	0	0
518	Sandburg	0	0	0	0	0	65	0	0	0	0	0
506	Sauk Valley	0	0	0	0	0	20	0	0	0	0	0
531	Shawnee	0	0	0	0	0	0	0	0	0	0	0
510	South Suburban	20	7	0	0	2	30	0	0	0	0	0
533	Southeastern	0	0	0	0	0	0	0	0	0	0	0
522	Southwestern*	0	0	0	0	0	63	6	0	0	0	0
534	Spoon River	0	0	0	0	0	0	0	0	0	0	0
504	Triton	0	0	7	0	0	84	0	0	0	0	0
516	Waubensee	10	0	0	0	61	0	27	0	0	0	15
539	Wood	0	0	0	0	0	14	0	0	0	0	0
	TOTALS	246	30	12	1	635	1,298	52	127	33	7	423

*Formerly Belleville Area College

SOURCE OF DATA: Annual Enrollment & Completion Data (A1)

Illinois Community College Board
Table III-3
ANNUAL UNDUPLICATED ENROLLMENT BY ACADEMIC PROGRAM BY COLLEGE
FOR FISCAL YEAR 2004

Dist. No.	District/College	Mktg/Distrib, Other 12 089999	Journalism 12 090401	Radio/TV Broadcasting 12 090701	Educ Media Tech 12 100101	Radio/TV Prod 12 100104	Communications, Other 12 109999	Funeral Services 12 120301	Cosmetology 12 120403	Massage 12 120405	Nail Technology 12 120408	Baker/Pastry Chef 12 120501
503	Black Hawk	0	0	0	0	18	0	0	0	0	0	0
508	Chicago	(0)	(0)	(132)	(0)	(0)	(0)	(67)	(140)	(0)	(0)	(63)
	Daley	0	0	0	0	0	0	0	0	0	0	0
	Kennedy-King	0	0	132	0	0	0	0	0	0	0	63
	Malcolm X	0	0	0	0	0	0	67	0	0	0	0
	Olive-Harvey	0	0	0	0	0	0	0	0	0	0	0
	Truman	0	0	0	0	0	0	0	140	0	0	0
	Washington	0	0	0	0	0	0	0	0	0	0	0
	Wilbur Wright	0	0	0	0	0	0	0	0	0	0	0
507	Danville	2	0	0	0	0	0	0	70	0	0	0
502	DuPage	0	0	0	345	0	0	0	0	187	0	23
509	Elgin	1	0	0	0	0	0	0	0	0	0	24
512	Harper	0	87	0	0	0	0	0	0	0	0	12
540	Heartland	0	0	0	0	0	0	0	0	0	0	0
519	Highland	0	0	0	0	0	0	0	59	0	0	0
514	Illinois Central	88	0	0	0	0	0	0	0	0	0	0
529	Illinois Eastern	(0)	(0)	(0)	(0)	(24)	(0)	(0)	(56)	(8)	(0)	(0)
	Frontier	0	0	0	0	0	0	0	0	0	0	0
	Lincoln Trail	0	0	0	0	0	0	0	0	0	0	0
	Olney Central	0	0	0	0	0	0	0	56	8	0	0
	Wabash Valley	0	0	0	0	24	0	0	0	0	0	0
513	Illinois Valley	0	0	0	1	0	0	0	0	73	0	0
525	Joliet	0	0	0	0	0	0	0	0	14	0	0
520	Kankakee	0	0	0	0	0	0	0	0	0	0	0
501	Kaskaskia	1	0	0	0	0	0	0	122	23	11	0
523	Kishwaukee	4	0	0	0	0	0	0	0	93	0	0
532	Lake County	0	0	0	0	0	53	0	0	0	0	0
517	Lake Land	0	0	73	0	0	0	0	171	50	0	0
536	Lewis & Clark	1	0	34	0	0	0	0	0	0	0	0
526	Lincoln Land	0	0	0	0	0	0	0	0	0	0	0
530	Logan	0	0	0	0	0	0	0	127	0	0	0
528	McHenry	55	0	0	0	0	0	0	0	0	0	0
524	Moraine Valley	0	0	0	0	0	25	0	0	2	0	9
527	Morton	0	0	0	0	0	0	0	0	50	0	0
535	Oakton	0	0	0	0	0	0	0	0	0	0	0
505	Parkland	1	0	50	0	12	11	0	0	34	0	0
515	Prairie State	0	0	0	0	0	0	0	0	0	0	0
521	Rend Lake	0	0	0	0	0	0	0	27	34	0	0
537	Richland	3	0	0	0	0	0	0	0	0	0	0
511	Rock Valley	0	0	0	0	0	0	0	0	0	0	0
518	Sandburg	0	0	0	0	0	0	49	68	0	8	0
506	Sauk Valley	0	0	0	0	0	0	0	0	0	0	0
531	Shawnee	0	0	0	0	0	0	0	38	26	0	0
510	South Suburban	5	0	0	0	0	0	0	0	36	0	0
533	Southeastern	0	0	0	0	0	0	0	67	20	0	0
522	Southwestern*	7	0	0	0	0	0	0	5	161	0	0
534	Spoon River	0	0	0	0	0	0	0	0	0	0	0
504	Triton	12	0	0	0	0	0	0	0	0	0	4
516	Waubonsee	2	0	0	0	24	0	0	0	120	0	0
539	Wood	0	0	0	0	0	0	0	0	0	0	0
	TOTALS	182	87	289	346	78	89	116	950	931	19	135

*Formerly Belleville Area College

SOURCE OF DATA: Annual Enrollment & Completion Data (A1)

Illinois Community College Board
Table III-3
ANNUAL UNDUPLICATED ENROLLMENT BY ACADEMIC PROGRAM BY COLLEGE
FOR FISCAL YEAR 2004

Dist. No.	District/College	Cul Arts/Chef/Tmg 12 120503	Food/Bev/Rest Op Mgr 12 120504	Kit Pers/Cook & Asst Tmg 12 120505	Teaching ESL 12 131401	Teacher Asst/Aide 12 131501	Architect Engr Tech 12 150101	Civil Engr Tech 12 150201	Computer Engr Tech 12 150301	Electronic Engr Tech 12 150303	Telecom Elec Tech 12 150310	Elec Engr Tech, Other 12 150399
503	Black Hawk	0	32	0	0	0	0	11	0	0	0	0
508	Chicago	(133)	(1)	(0)	(0)	(165)	(0)	(0)	(0)	(0)	(0)	(0)
	Daley	0	0	0	0	0	0	0	0	0	0	0
	Kennedy-King	133	1	0	0	56	0	0	0	0	0	0
	Malcolm X	0	0	0	0	27	0	0	0	0	0	0
	Olive-Harvey	0	0	0	0	0	0	0	0	0	0	0
	Truman	0	0	0	0	0	0	0	0	0	0	0
	Washington	0	0	0	0	17	0	0	0	0	0	0
	Wilbur Wright	0	0	0	0	65	0	0	0	0	0	0
507	Danville	0	0	0	0	23	0	0	0	0	0	0
502	DuPage	231	113	0	0	0	0	0	0	206	0	0
509	Elgin	268	41	0	0	25	0	0	0	72	0	0
512	Harper	63	152	0	0	4	0	0	0	137	0	0
540	Heartland	0	0	0	0	0	0	0	0	43	0	2
519	Highland	0	0	0	0	0	0	0	0	0	0	0
514	Illinois Central	75	0	0	0	0	0	0	0	119	0	0
529	Illinois Eastern	(71)	(0)	(0)	(0)	(25)	(0)	(0)	(0)	(14)	(67)	(0)
	Frontier	0	0	0	0	7	0	0	0	0	0	0
	Lincoln Trail	71	0	0	0	17	0	0	0	0	67	0
	Olney Central	0	0	0	0	1	0	0	0	0	0	0
	Wabash Valley	0	0	0	0	0	0	0	0	14	0	0
513	Illinois Valley	0	0	0	0	0	0	0	0	31	0	0
525	Joliet	267	45	0	0	97	0	0	0	86	0	0
520	Kankakee	0	0	0	0	29	20	0	0	31	0	0
501	Kaskaskia	84	0	0	0	26	0	0	0	65	0	0
523	Kishwaukee	0	0	0	0	0	0	0	0	40	0	0
532	Lake County	24	156	0	2	18	0	18	0	112	0	0
517	Lake Land	73	0	0	0	36	0	166	24	68	36	0
536	Lewis & Clark	0	5	0	0	30	0	0	0	0	0	0
526	Lincoln Land	3	12	0	0	22	0	0	0	59	0	0
530	Logan	0	0	0	0	6	0	0	0	118	0	0
528	McHenry	0	0	0	0	0	0	0	0	62	0	0
524	Moraine Valley	0	169	0	0	221	0	0	32	28	0	0
527	Morton	0	0	0	0	0	0	0	0	0	0	0
535	Oakton	0	13	0	0	0	0	0	0	90	0	0
505	Parkland	0	64	0	31	0	0	0	0	6	2	0
515	Prairie State	0	0	0	0	15	0	0	0	9	0	0
521	Rend Lake	126	0	0	0	0	0	0	144	35	0	0
537	Richland	0	35	40	0	0	0	0	0	0	0	0
511	Rock Valley	0	0	0	0	0	0	0	0	127	0	0
518	Sandburg	0	0	0	0	0	10	0	0	102	0	0
506	Sauk Valley	0	0	0	0	0	0	0	0	32	0	0
531	Shawnee	6	0	0	0	11	0	0	0	17	0	0
510	South Suburban	0	0	0	0	78	0	0	0	98	0	0
533	Southeastern	37	0	0	0	0	0	0	0	0	0	0
522	Southwestern*	20	101	0	0	0	0	0	0	113	0	0
534	Spoon River	0	0	0	0	0	0	0	0	34	0	0
504	Triton	151	35	0	0	9	0	0	0	46	0	0
516	Waubonsee	0	0	0	0	5	0	0	0	59	2	0
539	Wood	5	20	0	0	0	0	0	0	0	0	0
	TOTALS	1,637	994	40	33	845	30	195	200	2,059	107	2

*Formerly Belleville Area College

SOURCE OF DATA: Annual Enrollment & Completion Data (A1)

Illinois Community College Board
Table III-3
ANNUAL UNDUPLICATED ENROLLMENT BY ACADEMIC PROGRAM BY COLLEGE
FOR FISCAL YEAR 2004

Dist. No.	District/College	Biomed Engr-Rel Tech 12 150401	Comp Maint Tech 12 150402	Electromech Tech 12 150403	Instrumentation Tech 12 150404	Robotics Tech 12 150405	Fluid Power Tech 12 150410	Automtd Manuf Tech 12 150411	Wtr Qual/Wstwr Tech 12 150506	Envir/Pollution Tech 12 150507	Industrial/Mfg Tech 12 150603	Plastics Technology 12 150607
503	Black Hawk	0	0	47	0	35	0	3	0	2	8	0
508	Chicago	(0)	(11)	(0)	(0)	(0)	(0)	(0)	(0)	(25)	(0)	(0)
	Daley	0	0	0	0	0	0	0	0	0	0	0
	Kennedy-King	0	0	0	0	0	0	0	0	0	0	0
	Malcolm X	0	0	0	0	0	0	0	0	0	0	0
	Olive-Harvey	0	11	0	0	0	0	0	0	0	0	0
	Truman	0	0	0	0	0	0	0	0	0	0	0
	Washington	0	0	0	0	0	0	0	0	0	0	0
	Wilbur Wright	0	0	0	0	0	0	0	0	25	0	0
507	Danville	0	0	0	0	0	0	0	0	0	26	0
502	DuPage	0	0	0	0	17	0	19	0	0	113	13
509	Elgin	0	0	0	0	0	0	47	0	0	0	4
512	Harper	0	2	2	0	0	0	12	0	0	0	0
540	Heartland	0	0	0	0	0	0	2	0	0	0	0
519	Highland	0	0	0	0	0	0	0	0	0	71	0
514	Illinois Central	0	0	0	0	52	0	1	3	0	87	0
529	Illinois Eastern	(0)	(0)	(0)	(0)	(0)	(0)	(0)	(0)	(0)	(19)	(0)
	Frontier	0	0	0	0	0	0	0	0	0	0	0
	Lincoln Trail	0	0	0	0	0	0	0	0	0	0	0
	Olney Central	0	0	0	0	0	0	0	0	0	0	0
	Wabash Valley	0	0	0	0	0	0	0	0	0	19	0
513	Illinois Valley	0	0	0	0	0	0	14	0	0	0	0
525	Joliet	0	0	0	0	0	0	0	3	0	64	0
520	Kankakee	0	0	0	0	0	0	0	0	0	0	0
501	Kaskaskia	0	0	0	1	0	0	0	0	0	0	0
523	Kishwaukee	0	0	0	0	0	0	11	0	0	0	0
532	Lake County	0	0	2	0	0	0	33	8	0	0	0
517	Lake Land	0	0	42	0	0	0	18	11	0	0	0
536	Lewis & Clark	0	0	0	0	0	0	0	0	0	57	0
526	Lincoln Land	0	0	0	0	0	0	0	0	0	0	0
530	Logan	0	0	0	0	0	0	18	0	0	0	0
528	McHenry	0	0	0	0	0	0	0	0	0	0	0
524	Moraine Valley	0	0	0	64	0	0	3	0	0	0	0
527	Morton	0	0	0	0	0	0	0	0	0	0	0
535	Oakton	0	10	0	0	0	0	86	0	0	0	0
505	Parkland	1	55	0	0	0	0	0	0	0	46	0
515	Prairie State	0	0	0	0	0	0	0	0	0	23	0
521	Rend Lake	0	0	0	0	0	0	0	0	0	5	0
537	Richland	6	0	0	0	0	0	7	0	0	11	0
511	Rock Valley	0	0	0	0	0	5	0	0	0	65	0
518	Sandburg	0	0	0	0	0	0	0	0	0	11	0
506	Sauk Valley	0	0	0	0	0	0	0	0	0	4	0
531	Shawnee	0	0	0	0	0	0	0	0	0	0	0
510	South Suburban	33	0	0	0	0	0	6	0	0	0	0
533	Southeastern	0	0	0	0	0	0	0	0	0	0	0
522	Southwestern*	0	0	0	0	0	0	0	0	0	22	0
534	Spoon River	0	0	0	0	0	0	0	0	0	0	0
504	Triton	0	66	0	0	0	0	1	0	0	0	4
516	Waubensee	0	8	0	0	7	0	6	0	0	0	0
539	Wood	0	0	0	0	0	0	0	0	0	0	0
	TOTALS	40	152	93	65	111	5	287	25	27	632	21

*Formerly Belleville Area College

SOURCE OF DATA: Annual Enrollment & Completion Data (A1)

Illinois Community College Board
Table III-3
ANNUAL UNDUPLICATED ENROLLMENT BY ACADEMIC PROGRAM BY COLLEGE
FOR FISCAL YEAR 2004

Dist. No.	District/College	Metallurgy Tech 12 150611	Occ Safety/Health Tech 12 150701	Quality Control Tech 12 150702	Mechanical Engr/Tech 12 150805	Comp-Aided Design 12 150810	Mining Tech 12 150901	Constr/Building Tech 12 151001	Surveying 12 151102	Engr-Rel Tech, Other 12 159999	Foreign Lang Interp 12 160103	Child Care Prov/Asst 12 200202
503	Black Hawk	0	0	0	0	7	0	0	0	5	0	141
508	Chicago	(0)	(0)	(0)	(0)	(11)	(0)	(0)	(0)	(37)	(0)	(1,631)
	Daley	0	0	0	0	2	0	0	0	4	0	306
	Kennedy-King	0	0	0	0	0	0	0	0	8	0	288
	Malcolm X	0	0	0	0	0	0	0	0	5	0	266
	Olive-Harvey	0	0	0	0	0	0	0	0	0	0	335
	Truman	0	0	0	0	0	0	0	0	10	0	139
	Washington	0	0	0	0	0	0	0	0	6	0	297
	Wilbur Wright	0	0	0	0	9	0	0	0	4	0	0
507	Danville	0	0	0	0	12	0	0	0	29	0	60
502	DuPage	0	2	0	0	52	0	0	0	75	0	487
509	Elgin	84	0	0	0	138	0	0	0	80	0	75
512	Harper	0	0	1	51	6	0	0	0	0	0	448
540	Heartland	0	0	0	0	32	0	0	0	0	0	83
519	Highland	0	0	0	0	0	0	0	0	0	0	81
514	Illinois Central	0	0	0	48	7	0	0	0	56	0	253
529	Illinois Eastern	(0)	(0)	(17)	(2)	(2)	(15)	(0)	(0)	(12,132)	(0)	(62)
	Frontier	0	0	11	0	0	0	0	0	8	0	0
	Lincoln Trail	0	0	1	2	2	0	0	0	12	0	0
	Olney Central	0	0	4	0	0	0	0	0	123	0	0
	Wabash Valley	0	0	1	0	0	15	0	0	11,989	0	62
513	Illinois Valley	0	0	0	0	62	0	0	0	2	0	91
525	Joliet	0	0	0	90	0	0	0	0	1,742	0	151
520	Kankakee	0	0	0	0	36	0	0	0	79	0	108
501	Kaskaskia	0	0	0	0	2	0	0	0	366	0	138
523	Kishwaukee	0	0	0	0	36	0	0	0	53	0	44
532	Lake County	0	0	1	46	109	0	64	0	224	0	305
517	Lake Land	0	0	0	0	44	0	0	0	0	0	158
536	Lewis & Clark	0	0	0	0	55	0	0	0	330	0	102
526	Lincoln Land	0	0	0	0	3	0	0	1	0	0	101
530	Logan	0	0	0	0	73	0	0	0	349	0	138
528	McHenry	0	0	0	20	29	0	0	0	23	0	180
524	Moraine Valley	2	0	46	141	111	0	0	0	648	0	279
527	Morton	0	0	0	0	48	0	0	0	949	0	130
535	Oakton	0	0	0	69	69	0	0	0	0	0	515
505	Parkland	0	0	0	0	11	0	0	9	89	0	133
515	Prairie State	0	0	0	13	11	0	0	0	0	0	139
521	Rend Lake	0	0	0	0	7	0	0	1	42	0	81
537	Richland	0	0	0	0	0	0	0	0	39	0	147
511	Rock Valley	0	2	36	0	92	0	0	0	19	0	148
518	Sandburg	0	0	0	17	6	0	0	0	0	0	115
506	Sauk Valley	0	0	4	20	8	0	0	0	0	0	48
531	Shawnee	0	0	0	0	0	0	0	0	0	0	110
510	South Suburban	0	0	0	0	63	0	0	0	38	0	350
533	Southeastern	0	0	0	0	0	0	0	0	0	0	87
522	Southwestern*	0	0	0	0	0	0	0	0	639	0	360
534	Spoon River	0	0	0	0	0	0	0	0	110	0	0
504	Triton	10	0	1	28	94	0	0	0	77	0	371
516	Waubensee	0	0	9	0	39	0	0	10	127	2	198
539	Wood	0	0	0	0	26	0	0	0	1	0	60
	TOTALS	96	4	115	545	1,301	15	64	21	18,360	2	8,108

*Formerly Belleville Area College

SOURCE OF DATA: Annual Enrollment & Completion Data (A1)

Illinois Community College Board
Table III-3
ANNUAL UNDUPLICATED ENROLLMENT BY ACADEMIC PROGRAM BY COLLEGE
FOR FISCAL YEAR 2004

Dist. No.	District/College	Child Care Services Management 12 200203	Fashion/Fabric Consult 12 200306	Instl Food Wkr/Mgrt/Gen 12 200401	Dietician Aide/Asst 12 200404	Hm Furn/Equip Inst, Gen 12 200501	Elder Care Prov/Comp 12 200602	Custodian/Caretaker 12 200604	Institutional Svcs, Other 12 209999	Paralegal/Legal Asst 12 220103	Engl/Tech/Bus Writing 12 231101	Library Assistant 12 250301
503	Black Hawk	0	0	0	0	1	0	0	4	7	0	4
508	Chicago	(0)	(0)	(1,303)	(0)	(0)	(0)	(0)	(3)	(0)	(0)	(2)
	Daley	0	0	0	0	0	0	0	0	0	0	0
	Kennedy-King	0	0	27	0	0	0	0	0	0	0	0
	Malcolm X	0	0	0	0	0	0	0	0	0	0	0
	Olive-Harvey	0	0	0	0	0	0	0	0	0	0	0
	Truman	0	0	0	0	0	0	0	1	0	0	0
	Washington	0	0	1,276	0	0	0	0	0	0	0	0
	Wilbur Wright	0	0	0	0	0	0	0	2	0	0	2
507	Danville	0	0	0	0	0	0	0	0	0	0	0
502	DuPage	0	165	0	0	473	0	0	0	0	11	195
509	Elgin	0	0	0	0	0	0	0	26	236	0	0
512	Harper	0	157	0	91	308	0	0	0	365	0	0
540	Heartland	0	0	0	0	0	0	0	0	0	0	0
519	Highland	0	0	0	0	0	0	0	0	0	0	0
514	Illinois Central	0	0	0	1	15	0	13	12	173	0	34
529	Illinois Eastern	(0)	(0)	(0)	(0)	(0)	(0)	(60)	(34)	(0)	(0)	(0)
	Frontier	0	0	0	0	0	0	0	0	0	0	0
	Lincoln Trail	0	0	0	0	0	0	60	16	0	0	0
	Olney Central	0	0	0	0	0	0	0	8	0	0	0
	Wabash Valley	0	0	0	0	0	0	0	10	0	0	0
513	Illinois Valley	0	0	0	0	0	0	0	12	0	0	0
525	Joliet	0	0	0	0	125	0	0	1	0	0	4
520	Kankakee	0	0	0	0	0	0	0	0	60	0	0
501	Kaskaskia	0	0	0	0	0	0	46	0	0	0	0
523	Kishwaukee	0	0	0	0	0	0	0	0	0	0	0
532	Lake County	0	0	0	0	0	0	0	1	0	146	31
517	Lake Land	0	0	0	0	0	0	178	0	0	0	0
536	Lewis & Clark	0	0	0	0	0	4	0	23	0	0	0
526	Lincoln Land	0	0	0	6	0	0	0	0	0	0	0
530	Logan	0	0	0	0	0	0	0	0	0	0	0
528	McHenry	0	0	0	0	0	0	0	19	0	0	0
524	Moraine Valley	0	0	0	0	0	0	0	0	0	0	0
527	Morton	0	0	0	0	0	0	0	0	0	0	0
535	Oakton	0	0	0	0	0	0	0	0	0	0	0
505	Parkland	0	0	0	0	0	0	0	51	0	0	0
515	Prairie State	0	0	0	0	19	0	0	0	0	0	0
521	Rend Lake	0	0	0	0	0	0	65	36	0	0	0
537	Richland	0	0	0	0	0	0	52	0	0	0	0
511	Rock Valley	0	0	0	0	0	0	0	0	0	1	4
518	Sandburg	0	0	0	0	0	0	39	0	0	0	0
506	Sauk Valley	0	0	0	0	0	0	0	0	0	0	0
531	Shawnee	0	0	0	0	0	0	0	0	0	0	0
510	South Suburban	0	0	0	0	0	1	0	4	283	0	0
533	Southeastern	0	0	0	0	0	0	100	0	0	0	0
522	Southwestern*	0	0	146	0	0	0	0	977	319	0	0
534	Spoon River	0	0	0	0	0	0	0	0	0	0	0
504	Triton	0	0	0	0	79	0	0	131	0	0	0
516	Waubonsee	8	0	0	0	0	0	0	0	0	0	0
539	Wood	0	0	0	8	0	0	0	0	0	0	0
	TOTALS	8	322	1,449	106	1,020	5	553	1,334	1,443	158	274

*Formerly Belleville Area College

SOURCE OF DATA: Annual Enrollment & Completion Data (A1)

Illinois Community College Board
Table III-3
ANNUAL UNDUPLICATED ENROLLMENT BY ACADEMIC PROGRAM BY COLLEGE
FOR FISCAL YEAR 2004

Dist. No.	District/College	Library Science, Other 12 259999	Parks/ Rec/Leisure Facil Mgmt 12.310301	Health/Phys Ed/Fitness, Gen 12.310501	Parks/Rec/Leisure, Other 12 319999	Job-Seeking/Changing Skills 12.320105	Biological Technology 12.410101	Nuclear Power Technology 12.410205	Chemical Technology 12.410301	Science Tech, Other 12.419999	Corrections/Cor Admin 12.430102	Forensic Technology 12.430106
503	Black Hawk	0	0	0	0	0	0	0	0	0	0	0
508	Chicago	(0)	(0)	(0)	(0)	(221)	(13)	(0)	(1)	(0)	(8)	(0)
	Daley	0	0	0	0	0	0	0	0	0	0	0
	Kennedy-King	0	0	0	0	0	0	0	0	0	0	0
	Malcolm X	0	0	0	0	0	0	0	0	0	0	0
	Olive-Harvey	0	0	0	0	0	0	0	0	0	0	0
	Truman	0	0	0	0	0	13	0	1	0	0	0
	Washington	0	0	0	0	221	0	0	0	0	8	0
	Wilbur Wright	0	0	0	0	0	0	0	0	0	0	0
507	Danville	0	0	0	0	0	0	0	0	0	1	0
502	DuPage	0	4	0	0	0	0	0	0	0	0	0
509	Elgin	0	23	0	0	0	0	0	0	0	0	0
512	Harper	0	0	0	0	0	0	0	0	0	0	0
540	Heartland	0	0	0	0	0	0	0	0	0	24	0
519	Highland	0	0	0	0	0	0	0	0	0	0	0
514	Illinois Central	2	0	0	0	0	0	0	0	0	1	0
529	Illinois Eastern	(0)	(0)	(0)	(0)	(0)	(0)	(0)	(0)	(0)	(14)	(0)
	Frontier	0	0	0	0	0	0	0	0	0	2	0
	Lincoln Trail	0	0	0	0	0	0	0	0	0	11	0
	Olney Central	0	0	0	0	0	0	0	0	0	1	0
	Wabash Valley	0	0	0	0	0	0	0	0	0	0	0
513	Illinois Valley	0	0	0	0	0	0	0	0	19	0	18
525	Joliet	0	0	0	0	0	0	6	0	0	158	0
520	Kankakee	0	0	0	0	0	0	0	0	0	0	0
501	Kaskaskia	0	0	0	0	0	0	0	0	0	0	0
523	Kishwaukee	0	0	0	0	0	0	0	0	0	4	0
532	Lake County	14	0	0	0	0	0	0	18	11	0	0
517	Lake Land	0	0	0	0	0	0	0	0	0	0	0
536	Lewis & Clark	0	0	0	0	0	0	0	0	0	0	0
526	Lincoln Land	0	0	0	0	0	0	0	0	0	0	0
530	Logan	0	0	0	0	0	0	0	0	0	0	0
528	McHenry	0	0	70	0	0	0	0	0	0	0	0
524	Moraine Valley	0	42	0	0	0	0	0	0	0	4	0
527	Morton	0	0	0	0	0	0	0	0	0	0	0
535	Oakton	0	0	0	0	0	0	0	0	0	0	0
505	Parkland	0	0	0	0	0	0	0	0	0	0	0
515	Prairie State	0	31	0	0	0	0	0	0	0	0	0
521	Rend Lake	0	0	0	0	0	0	0	0	0	79	0
537	Richland	0	0	0	0	0	0	0	0	0	0	0
511	Rock Valley	0	1	0	0	0	0	0	0	0	0	0
518	Sandburg	0	0	0	0	0	0	0	0	0	0	0
506	Sauk Valley	0	0	0	0	0	0	0	0	0	14	0
531	Shawnee	0	0	0	0	0	0	0	0	0	0	0
510	South Suburban	0	63	0	0	0	0	0	0	0	2	0
533	Southeastern	0	0	0	0	0	0	0	0	0	13	0
522	Southwestern*	0	0	0	0	0	0	0	16	0	0	0
534	Spoon River	0	0	0	0	0	0	0	0	0	0	0
504	Triton	0	61	0	2	0	0	0	0	0	9	0
516	Waubonsee	0	0	0	0	0	0	0	0	0	0	0
539	Wood	0	0	0	0	0	0	0	0	0	0	0
	TOTALS	16	225	70	2	221	13	6	35	30	331	18

*Formerly Belleville Area College

SOURCE OF DATA: Annual Enrollment & Completion Data (A1)

Illinois Community College Board
Table III-3
ANNUAL UNDUPLICATED ENROLLMENT BY ACADEMIC PROGRAM BY COLLEGE
FOR FISCAL YEAR 2004

Dist. No.	District/College	Law Enf/Police Sci 12.430107	Security/Loss Prev Svcs 12.430109	Crim Just/Corr, Other 12.430199	Fire Protection Safety Tech 12.430201	Fire Services Admin 12.430202	Firefighting 12.430203	Protective Svcs, Other 12.439999	Social Work/Services 12.440701	Public/Soc Svcs Other 12.449999	Mason and Tilesetter 12.460101	Carpenter 12.460201
503	Black Hawk	92	1	0	0	43	0	0	0	1	0	1
508	Chicago	(1,168)	(2)	(0)	(169)	(0)	(0)	(0)	(82)	(0)	(0)	(63)
	Daley	369	1	0	0	0	0	0	0	0	0	0
	Kennedy-King	0	0	0	0	0	0	0	39	0	0	63
	Malcolm X	0	0	0	0	0	0	0	0	0	0	0
	Olive-Harvey	0	0	0	0	0	0	0	0	0	0	0
	Truman	53	0	0	0	0	0	0	0	0	0	0
	Washington	630	0	0	169	0	0	0	37	0	0	0
	Wilbur Wright	116	1	0	0	0	0	0	6	0	0	0
507	Danville	116	0	0	0	0	0	0	7	2	0	0
502	DuPage	329	0	0	360	9	62	0	231	0	0	0
509	Elgin	55	0	1	169	0	0	0	310	9	0	0
512	Harper	601	0	0	202	0	0	0	0	0	0	0
540	Heartland	0	0	0	0	0	0	0	0	0	0	0
519	Highland	0	0	0	0	0	0	0	0	0	0	0
514	Illinois Central	282	11	0	178	0	0	24	0	43	0	0
529	Illinois Eastern	(83)	(0)	(0)	(0)	(0)	(128)	(0)	(61)	(13)	(0)	(0)
	Frontier	0	0	0	0	0	121	0	0	13	0	0
	Lincoln Trail	0	0	0	0	0	1	0	0	0	0	0
	Olney Central	82	0	0	0	0	3	0	0	0	0	0
	Wabash Valley	1	0	0	0	0	3	0	61	0	0	0
513	Illinois Valley	90	0	0	0	0	0	0	13	86	0	0
525	Joliet	108	0	0	159	4	7	0	0	1	0	0
520	Kankakee	100	0	0	0	0	0	0	0	47	0	0
501	Kaskaskia	150	0	0	0	0	0	0	0	184	0	46
523	Kishwaukee	66	0	0	26	0	0	27	0	10	0	0
532	Lake County	288	0	0	105	0	0	98	24	852	0	0
517	Lake Land	1	0	0	0	0	0	0	169	0	0	0
536	Lewis & Clark	160	0	0	107	0	0	0	0	163	0	0
526	Lincoln Land	313	86	0	55	0	27	0	0	0	0	0
530	Logan	316	0	0	0	0	0	0	0	387	0	96
528	McHenry	106	0	0	0	0	129	25	0	0	0	0
524	Moraine Valley	707	15	0	132	28	51	0	0	1,710	0	0
527	Morton	209	0	0	0	0	0	0	0	0	0	0
535	Oakton	309	0	0	121	0	0	0	99	0	0	0
505	Parkland	166	0	0	57	0	0	6	77	18	0	0
515	Prairie State	114	0	0	38	0	0	0	0	0	0	0
521	Rend Lake	91	0	0	0	1	1	11	0	8	0	0
537	Richland	70	0	0	60	0	0	0	0	2	0	0
511	Rock Valley	156	0	0	2	64	0	0	146	15	0	1
518	Sandburg	120	0	0	0	0	0	0	27	0	0	9
506	Sauk Valley	60	0	0	0	0	0	0	32	0	0	0
531	Shawnee	45	12	0	2	0	0	0	33	0	0	0
510	South Suburban	328	0	0	30	0	0	1,199	207	35	0	0
533	Southeastern	73	0	0	0	0	75	0	0	0	0	1
522	Southwestern*	551	1	0	149	0	218	0	79	7	58	316
534	Spoon River	9	0	0	0	0	0	0	0	0	0	0
504	Triton	601	2	0	122	0	0	44	0	0	0	0
516	Waubonsee	183	1	0	76	2	27	0	52	10	0	0
539	Wood	<u>15</u>	<u>0</u>	<u>0</u>	<u>49</u>	<u>0</u>	<u>0</u>	<u>0</u>	<u>0</u>	<u>0</u>	<u>0</u>	<u>0</u>
	TOTALS	8,231	131	1	2,368	151	725	1,434	1,649	3,603	58	533

*Formerly Belleville Area College

SOURCE OF DATA: Annual Enrollment & Completion Data (A1)

Illinois Community College Board
Table III-3
ANNUAL UNDUPLICATED ENROLLMENT BY ACADEMIC PROGRAM BY COLLEGE
FOR FISCAL YEAR 2004

Dist. No.	District/College	Electrician 12 460302	Bldg/Prop Maint Mgr 12 460401	Constr/Cement Mason 12 460402	Constr/Bldg Inspection 12 460403	Painter & Wallcoverer 12 460408	Plumber & Pipefitter 12 460501	Construction Trades 12 461000	Constr Trades, Other 12 469999	Elec Equip Rpr, Gen 12 470101	Comm Syst Install/Rpr 12 470103	Computer Install/Rpr 12 470104
503	Black Hawk	1	0	0	0	0	0	0	0	0	0	0
508	Chicago	(428)	(0)	(0)	(0)	(0)	(0)	(0)	(0)	(23)	(0)	(14)
	Daley	428	0	0	0	0	0	0	0	0	0	6
	Kennedy-King	0	0	0	0	0	0	0	0	23	0	0
	Malcolm X	0	0	0	0	0	0	0	0	0	0	0
	Olive-Harvey	0	0	0	0	0	0	0	0	0	0	0
	Truman	0	0	0	0	0	0	0	0	0	0	0
	Washington	0	0	0	0	0	0	0	0	0	0	0
	Wilbur Wright	0	0	0	0	0	0	0	0	0	0	8
507	Danville	0	0	0	0	0	0	0	0	0	0	0
502	DuPage	0	28	0	0	0	0	0	0	0	16	397
509	Elgin	0	0	0	0	0	0	0	0	0	0	8
512	Harper	0	15	0	27	0	0	0	0	18	0	0
540	Heartland	74	0	0	0	0	0	0	0	0	0	0
519	Highland	0	0	0	0	0	0	0	0	0	0	27
514	Illinois Central	0	0	0	0	0	0	107	0	0	7	16
529	Illinois Eastern	(0)	(0)	(0)	(0)	(0)	(0)	(2)	(0)	(0)	(0)	(35)
	Frontier	0	0	0	0	0	0	0	0	0	0	3
	Lincoln Trail	0	0	0	0	0	0	2	0	0	0	2
	Olney Central	0	0	0	0	0	0	0	0	0	0	23
	Wabash Valley	0	0	0	0	0	0	0	0	0	0	7
513	Illinois Valley	371	0	0	0	0	0	0	0	0	0	0
525	Joliet	16	0	0	0	0	0	79	0	0	0	0
520	Kankakee	0	0	0	0	0	0	0	0	0	0	0
501	Kaskaskia	0	0	0	0	0	0	20	0	0	0	0
523	Kishwaukee	3	6	0	0	0	0	0	0	0	0	0
532	Lake County	32	0	0	0	0	0	0	0	0	0	47
517	Lake Land	0	34	0	0	0	0	158	0	0	9	0
536	Lewis & Clark	26	0	0	0	0	0	0	0	0	0	8
526	Lincoln Land	0	25	0	0	0	0	9	0	0	0	0
530	Logan	22	0	0	0	0	0	0	0	0	0	40
528	McHenry	0	0	0	20	0	0	0	6	0	0	0
524	Moraine Valley	0	0	0	0	0	0	0	0	0	0	0
527	Morton	0	0	0	0	0	0	0	0	0	0	11
535	Oakton	0	24	0	0	0	0	56	0	0	0	0
505	Parkland	72	27	0	0	0	0	121	49	0	0	0
515	Prairie State	189	0	0	0	0	0	0	0	0	0	13
521	Rend Lake	47	0	0	0	0	0	127	1	0	0	0
537	Richland	96	0	0	0	0	0	0	0	0	0	0
511	Rock Valley	80	0	0	0	1	0	67	0	0	0	10
518	Sandburg	0	0	0	0	0	0	0	0	0	0	0
506	Sauk Valley	0	9	0	0	0	0	0	0	0	4	0
531	Shawnee	0	0	0	0	0	0	0	0	0	0	0
510	South Suburban	0	0	0	22	0	0	149	25	0	0	0
533	Southeastern	1	0	0	0	0	0	84	0	0	0	48
522	Southwestern*	264	1	27	0	85	71	174	0	0	11	12
534	Spoon River	0	0	0	0	0	0	0	0	0	0	0
504	Triton	26	0	0	0	0	0	96	25	0	0	11
516	Waubonsee	129	0	0	0	0	0	0	0	0	0	4
539	Wood	37	0	0	0	0	0	0	0	0	0	0
	TOTALS	1,914	169	27	69	86	71	1,249	106	41	47	701

*Formerly Belleville Area College

SOURCE OF DATA: Annual Enrollment & Completion Data (A1)

Illinois Community College Board
Table III-3
ANNUAL UNDUPLICATED ENROLLMENT BY ACADEMIC PROGRAM BY COLLEGE
FOR FISCAL YEAR 2004

Dist. No.	District/College	Indust Elect Install/Repair 12 470105	Major Appl Install/Repair 12 470106	Htg/AC/Refrig Mech/Repair 12 470201	Heavy Equip Maint/Repair 12 470302	Indust Mach Maint/Repair 12 470303	Indust Equip Maint/Repair 12 470399	Stat Enrgy Sys Install/Op 12 470501	Automotive Body Repair 12 470603	Automotive Mech/Tech 12 470604	Diesel Engine Mech/Rpr 12 470605	Small Engine Mech/Repair 12 470606
503	Black Hawk	0	0	20	0	0	0	0	13	25	1	0
508	Chicago	(1)	(13)	(88)	(0)	(190)	(0)	(0)	(6)	(217)	(0)	(0)
	Daley	1	0	0	0	134	0	0	0	0	0	0
	Kennedy-King	0	0	88	0	0	0	0	6	170	0	0
	Malcolm X	0	0	0	0	0	0	0	0	0	0	0
	Olive-Harvey	0	0	0	0	0	0	0	0	0	0	0
	Truman	0	13	0	0	0	0	0	0	47	0	0
	Washington	0	0	0	0	0	0	0	0	0	0	0
	Wilbur Wright	0	0	0	0	56	0	0	0	0	0	0
507	Danville	43	0	17	0	18	0	0	0	2	0	0
502	DuPage	93	0	289	0	0	0	0	0	434	0	0
509	Elgin	0	0	179	0	0	0	0	0	230	0	0
512	Harper	1	0	176	0	0	0	0	0	0	0	0
540	Heartland	0	0	1	0	8	0	0	0	0	0	0
519	Highland	0	0	0	0	0	0	0	50	58	0	0
514	Illinois Central	10	0	126	0	9	0	0	0	142	63	0
529	Illinois Eastern	(0)	(0)	(0)	(0)	(76)	(2)	(0)	(24)	(59)	(32)	(0)
	Frontier	0	0	0	0	0	0	0	0	17	0	0
	Lincoln Trail	0	0	0	0	0	0	0	0	0	0	0
	Olney Central	0	0	0	0	76	0	0	24	42	0	0
	Wabash Valley	0	0	0	0	0	2	0	0	0	32	0
513	Illinois Valley	0	0	49	0	13	0	0	0	68	3	0
525	Joliet	176	0	85	45	0	0	0	0	162	0	0
520	Kankakee	42	0	42	0	16	0	0	0	39	0	0
501	Kaskaskia	0	0	0	0	59	0	0	51	46	0	0
523	Kishwaukee	0	0	0	0	0	0	0	28	53	0	0
532	Lake County	23	0	177	0	56	0	0	31	262	0	0
517	Lake Land	0	0	40	0	0	0	0	111	201	0	14
536	Lewis & Clark	0	0	0	0	0	0	0	0	85	0	0
526	Lincoln Land	29	0	72	1	0	0	0	58	87	0	0
530	Logan	0	0	42	0	20	0	0	18	92	0	0
528	McHenry	0	0	0	0	0	0	0	0	124	0	0
524	Moraine Valley	0	0	136	0	19	0	0	0	175	0	0
527	Morton	0	0	60	0	0	0	0	0	87	0	0
535	Oakton	0	0	65	0	0	0	0	0	104	0	0
505	Parkland	14	0	0	0	0	0	0	72	129	44	0
515	Prairie State	0	0	63	0	19	0	0	15	93	0	0
521	Rend Lake	0	0	2	13	34	0	0	0	106	2	0
537	Richland	76	0	38	0	21	0	6	0	48	0	0
511	Rock Valley	0	0	0	0	0	0	0	0	80	0	0
518	Sandburg	0	0	0	0	0	0	0	52	45	37	0
506	Sauk Valley	45	0	59	0	0	0	0	0	0	0	0
531	Shawnee	4	0	0	0	0	0	0	0	46	0	0
510	South Suburban	0	0	0	0	0	0	0	0	0	32	0
533	Southeastern	0	0	34	0	2	0	0	37	83	86	0
522	Southwestern*	21	0	230	0	0	0	1	95	0	0	0
534	Spoon River	2	0	0	0	0	0	0	0	31	0	0
504	Triton	0	0	397	0	9	0	21	0	291	0	0
516	Waubonsee	0	0	123	0	23	0	0	40	119	0	0
539	Wood	<u>5</u>	<u>0</u>	<u>0</u>	<u>0</u>	<u>3</u>	<u>0</u>	<u>0</u>	<u>0</u>	<u>0</u>	<u>0</u>	<u>0</u>
	TOTALS	585	13	2,610	59	595	2	28	701	3,823	300	14

*Formerly Belleville Area College

SOURCE OF DATA: Annual Enrollment & Completion Data (A1)

Illinois Community College Board
Table III-3
ANNUAL UNDUPLICATED ENROLLMENT BY ACADEMIC PROGRAM BY COLLEGE
FOR FISCAL YEAR 2004

Dist. No.	District/College	AV Sys/Avionics Maint/Tech 12 470609	Mech/Repair, Other 12 479999	Drafting, Gen 12 480101	Architectl Drafting 12 480102	Elec/Electronic Drafting 12 480104	Mechanical Drafting 12 480105	Graph/Prntg Equip Op, Gen 12 480201	Mech Typesetting/Comp 12 480205	Lithographer/Platemaker 12 480206	Printing Press Operator 12 480208	Desktop Pub Equip Operator 12 480212
503	Black Hawk	0	0	0	0	0	0	0	0	0	0	0
508	Chicago	(5)	(0)	(0)	(49)	(0)	(45)	(0)	(0)	(43)	(0)	(0)
	Daley	5	0	0	10	0	0	0	0	0	0	0
	Kennedy-King	0	0	0	0	0	1	0	0	43	0	0
	Malcolm X	0	0	0	0	0	0	0	0	0	0	0
	Olive-Harvey	0	0	0	9	0	0	0	0	0	0	0
	Truman	0	0	0	0	0	8	0	0	0	0	0
	Washington	0	0	0	19	0	0	0	0	0	0	0
	Wilbur Wright	0	0	0	11	0	36	0	0	0	0	0
507	Danville	0	0	0	0	0	0	0	0	0	0	0
502	DuPage	39	0	0	287	0	0	0	6	111	24	206
509	Elgin	0	0	0	0	0	0	0	0	0	0	2
512	Harper	0	0	0	188	0	0	8	0	0	0	0
540	Heartland	0	0	0	0	0	0	0	0	0	0	0
519	Highland	0	0	0	0	0	0	0	0	0	0	5
514	Illinois Central	0	9	0	2	0	0	0	0	33	0	5
529	Illinois Eastern	(0)	(0)	(0)	(11)	(0)	(0)	(0)	(0)	(0)	(0)	(0)
	Frontier	0	0	0	0	0	0	0	0	0	0	0
	Lincoln Trail	0	0	0	11	0	0	0	0	0	0	0
	Olney Central	0	0	0	0	0	0	0	0	0	0	0
	Wabash Valley	0	0	0	0	0	0	0	0	0	0	0
513	Illinois Valley	0	3	0	0	0	0	0	0	0	0	4
525	Joliet	0	0	0	0	0	0	0	0	0	0	14
520	Kankakee	0	0	0	0	0	0	0	0	0	0	0
501	Kaskaskia	0	0	0	32	8	24	6	0	0	0	0
523	Kishwaukee	0	113	0	0	0	0	0	0	0	0	0
532	Lake County	0	109	0	81	0	6	0	0	0	0	3
517	Lake Land	0	0	0	31	0	0	22	0	0	0	47
536	Lewis & Clark	0	0	0	0	0	0	0	0	0	0	5
526	Lincoln Land	37	0	0	48	0	0	0	0	0	0	0
530	Logan	0	0	0	0	0	0	0	0	0	0	0
528	McHenry	0	14	0	0	0	0	0	0	0	0	0
524	Moraine Valley	0	0	0	0	0	14	0	0	0	0	10
527	Morton	0	0	0	0	0	4	0	0	0	0	0
535	Oakton	0	0	0	88	0	0	0	0	0	0	26
505	Parkland	0	87	0	0	0	10	0	0	0	0	9
515	Prairie State	0	0	0	0	0	8	0	0	0	0	0
521	Rend Lake	0	2	0	51	0	0	0	0	0	0	0
537	Richland	0	0	0	0	0	47	0	0	0	0	0
511	Rock Valley	91	0	0	0	0	0	38	0	0	0	0
518	Sandburg	0	0	0	0	0	0	0	0	0	0	18
506	Sauk Valley	0	0	0	0	0	0	0	0	0	0	0
531	Shawnee	0	0	0	0	0	0	0	0	0	0	0
510	South Suburban	0	0	0	12	0	10	0	0	35	0	6
533	Southeastern	0	0	0	0	0	0	0	0	0	0	0
522	Southwestern*	53	0	0	0	0	72	0	0	0	0	62
534	Spoon River	0	0	1	0	0	0	0	0	0	0	0
504	Triton	0	126	0	49	0	6	0	2	113	0	16
516	Waubonsee	0	0	0	10	0	0	0	0	0	0	0
539	Wood	0	0	0	0	0	0	0	0	0	0	0
	TOTALS	225	463	1	939	8	246	74	8	335	24	438

*Formerly Belleville Area College

SOURCE OF DATA: Annual Enrollment & Completion Data (A1)

Illinois Community College Board
Table III-3
ANNUAL UNDUPLICATED ENROLLMENT BY ACADEMIC PROGRAM BY COLLEGE
FOR FISCAL YEAR 2004

Dist. No.	District/College	Machinist/Mach Tech 12 480501	Machine Shop Asst 12 480503	Sheet Metal Wkr 12 480506	Tool & Die Mkr/Tech 12 480507	Welder/Welding Tech 12 480508	Numerical Control 12 480520	Prec Metal Wkrs 12 480599	Prec Prod Trades, Other 12 489999	Aircraft Pilot/Navig 12 490102	Aviation Management 12 490104	Aircraft Pilot (Priv) 12 490107
503	Black Hawk	0	2	0	2	25	0	0	0	0	0	0
508	Chicago	(0)	(81)	(0)	(0)	(6)	(0)	(0)	(0)	(0)	(0)	(0)
	Daley	0	81	0	0	0	0	0	0	0	0	0
	Kennedy-King	0	0	0	0	6	0	0	0	0	0	0
	Malcolm X	0	0	0	0	0	0	0	0	0	0	0
	Olive-Harvey	0	0	0	0	0	0	0	0	0	0	0
	Truman	0	0	0	0	0	0	0	0	0	0	0
	Washington	0	0	0	0	0	0	0	0	0	0	0
	Wilbur Wright	0	0	0	0	0	0	0	0	0	0	0
507	Danville	0	3	0	0	53	0	0	0	0	0	0
502	DuPage	0	0	0	5	57	0	0	0	0	0	0
509	Elgin	0	19	0	6	41	0	0	0	0	0	0
512	Harper	0	0	0	0	0	0	0	0	0	0	0
540	Heartland	2	0	0	0	6	0	0	0	0	0	0
519	Highland	0	0	0	0	19	0	0	0	0	0	0
514	Illinois Central	0	9	0	0	89	0	0	65	0	0	0
529	Illinois Eastern	(0)	(33)	(0)	(0)	(23)	(0)	(0)	(0)	(0)	(0)	(0)
	Frontier	0	0	0	0	0	0	0	0	0	0	0
	Lincoln Trail	0	0	0	0	0	0	0	0	0	0	0
	Olney Central	0	0	0	0	23	0	0	0	0	0	0
	Wabash Valley	0	33	0	0	0	0	0	0	0	0	0
513	Illinois Valley	0	10	5	2	0	0	0	17	0	0	0
525	Joliet	0	0	0	0	55	0	0	0	0	0	0
520	Kankakee	0	5	0	4	41	0	0	0	0	0	0
501	Kaskaskia	0	5	0	0	32	0	0	0	0	0	0
523	Kishwaukee	0	1	0	6	30	0	0	43	0	0	0
532	Lake County	0	22	0	1	47	0	0	53	0	0	0
517	Lake Land	0	0	0	0	48	0	0	0	0	0	0
536	Lewis & Clark	0	31	0	0	0	0	0	0	0	0	0
526	Lincoln Land	0	0	0	0	39	0	0	0	0	6	0
530	Logan	0	3	0	2	23	0	0	0	0	0	0
528	McHenry	0	18	0	0	0	0	0	4	0	0	0
524	Moraine Valley	0	16	0	0	140	0	0	0	0	0	0
527	Morton	0	0	0	0	0	0	0	0	0	0	0
535	Oakton	0	15	0	0	0	0	0	0	0	0	0
505	Parkland	0	0	0	0	0	0	0	45	0	0	0
515	Prairie State	0	47	0	7	49	0	0	0	0	0	0
521	Rend Lake	0	0	0	0	56	0	0	0	0	0	0
537	Richland	0	13	0	0	31	0	0	0	0	0	0
511	Rock Valley	8	0	44	55	42	5	0	0	0	0	0
518	Sandburg	0	9	0	0	78	1	0	0	0	0	0
506	Sauk Valley	0	7	0	0	0	0	0	0	0	0	0
531	Shawnee	0	0	0	0	15	0	0	0	0	0	0
510	South Suburban	0	21	0	0	0	0	0	0	7	0	0
533	Southeastern	0	0	0	0	81	0	0	0	0	0	0
522	Southwestern*	42	100	57	0	335	0	0	0	57	0	5
534	Spoon River	0	0	0	0	1	0	0	0	0	0	0
504	Triton	0	7	0	3	25	0	0	144	0	0	0
516	Waubensee	0	18	0	0	23	0	3	0	0	0	0
539	Wood	0	0	0	0	0	0	0	0	0	0	0
	TOTALS	52	495	106	93	1,510	6	3	371	64	6	5

*Formerly Belleville Area College

SOURCE OF DATA: Annual Enrollment & Completion Data (A1)

Illinois Community College Board
Table III-3
ANNUAL UNDUPLICATED ENROLLMENT BY ACADEMIC PROGRAM BY COLLEGE
FOR FISCAL YEAR 2004

Dist. No.	District/College	Truck/Bus/Com Veh Oper 12.490205	Marine Sci/Merch Marine Offer 12.490309	Transp/Matrls Moving, Other 12.499999	Design/Visual Communications 12.500401	Grphc Dsgn/Comm Art/Illus 12.500402	Commercial Photographer 12.500406	Tech Theatre/Design/Stagecraft 12.500502	Speech/Language Pathology 12.510203	Sign Language Interpreter 12.510205	Community Health Liason 12.510301	Dental Assistant 12.510601
503	Black Hawk	55	0	0	10	0	0	0	0	8	0	14
508	Chicago	(2,467)	(0)	(0)	(27)	(24)	(0)	(4)	(0)	(0)	(0)	(7)
	Daley	0	0	0	2	24	0	0	0	0	0	0
	Kennedy-King	0	0	0	0	0	0	4	0	0	0	0
	Malcolm X	0	0	0	0	0	0	0	0	0	0	0
	Olive-Harvey	72	0	0	0	0	0	0	0	0	0	0
	Truman	0	0	0	0	0	0	0	0	0	0	0
	Washington	2,395	0	0	25	0	0	0	0	0	0	0
	Wilbur Wright	0	0	0	0	0	0	0	0	0	0	7
507	Danville	0	0	0	0	0	0	0	0	0	0	0
502	DuPage	0	0	0	631	0	370	0	55	0	0	0
509	Elgin	134	0	0	282	0	0	0	0	0	0	62
512	Harper	0	0	0	0	0	0	0	0	244	0	0
540	Heartland	0	0	0	7	0	0	0	0	0	0	0
519	Highland	0	0	0	41	0	0	0	0	0	0	0
514	Illinois Central	222	0	0	164	0	0	0	0	43	0	2
529	Illinois Eastern	(31)	(0)	(0)	(0)	(0)	(0)	(0)	(0)	(0)	(0)	(0)
	Frontier	0	0	0	0	0	0	0	0	0	0	0
	Lincoln Trail	0	0	0	0	0	0	0	0	0	0	0
	Olney Central	0	0	0	0	0	0	0	0	0	0	0
	Wabash Valley	31	0	0	0	0	0	0	0	0	0	0
513	Illinois Valley	73	0	0	57	0	0	0	0	0	0	34
525	Joliet	0	0	0	0	0	0	0	0	0	0	0
520	Kankakee	0	0	0	0	0	0	0	0	0	0	0
501	Kaskaskia	78	0	0	0	0	0	0	0	0	0	26
523	Kishwaukee	0	0	0	0	0	0	0	0	0	0	0
532	Lake County	0	0	0	0	0	0	0	0	0	0	0
517	Lake Land	85	0	0	30	0	0	0	0	0	0	0
536	Lewis & Clark	0	0	0	73	0	0	0	0	0	0	23
526	Lincoln Land	127	0	0	8	0	0	0	0	0	0	0
530	Logan	0	0	0	0	0	0	0	0	43	0	32
528	McHenry	0	0	0	0	0	0	0	0	0	0	0
524	Moraine Valley	0	0	1	163	0	0	0	0	0	0	0
527	Morton	0	0	0	0	0	0	0	0	0	0	0
535	Oakton	0	0	0	225	0	26	0	0	0	0	0
505	Parkland	0	0	0	1	97	0	0	1	0	0	0
515	Prairie State	0	0	0	43	0	44	0	0	0	0	0
521	Rend Lake	0	0	0	0	54	0	0	0	0	0	0
537	Richland	5	0	0	50	0	0	0	0	0	0	0
511	Rock Valley	109	0	0	0	0	0	0	0	0	0	0
518	Sandburg	0	0	0	0	0	0	0	0	0	0	0
506	Sauk Valley	13	0	0	0	0	0	0	0	0	0	0
531	Shawnee	73	0	0	0	0	0	0	0	0	0	0
510	South Suburban	0	0	1	11	0	0	0	0	0	0	0
533	Southeastern	30	0	0	0	0	0	0	0	0	0	0
522	Southwestern*	0	2	0	9	0	0	0	0	57	0	0
534	Spoon River	31	0	0	0	1	0	0	0	0	0	0
504	Triton	0	0	0	150	0	0	0	0	0	0	0
516	Waubonsee	0	0	0	105	0	2	0	0	102	15	0
539	Wood	<u>68</u>	<u>0</u>	<u>0</u>	<u>0</u>	<u>0</u>	<u>0</u>	<u>0</u>	<u>0</u>	<u>0</u>	<u>0</u>	<u>0</u>
	TOTALS	3,601	2	2	2,087	176	442	4	56	497	15	200

*Formerly Belleville Area College

SOURCE OF DATA: Annual Enrollment & Completion Data (A1)

Illinois Community College Board
Table III-3
ANNUAL UNDUPLICATED ENROLLMENT BY ACADEMIC PROGRAM BY COLLEGE
FOR FISCAL YEAR 2004

Dist. No.	District/College	Dental Hygienist 12.510602	Dental Lab Tech 12.510603	Hlth Facility Admin 12.510702	Hlth Unit Coord/Ward Clerk 12.510703	Med Ofc Mgmt 12.510705	Med Records Tech 12.510707	Med Transcription 12.510708	Medical Assistant 12.510801	Medical Lab Assistant 12.510802	Occ Therapy Asst 12.510803	Pharmacy Tech/Asst 12.510805
503	Black Hawk	0	0	0	0	0	61	13	0	0	0	0
508	Chicago	(69)	(0)	(0)	(0)	(0)	(44)	(15)	(27)	(0)	(39)	(109)
	Daley	0	0	0	0	0	31	0	0	0	0	43
	Kennedy-King	69	0	0	0	0	0	12	0	0	0	0
	Malcolm X	0	0	0	0	0	0	0	27	0	0	48
	Olive-Harvey	0	0	0	0	0	13	0	0	0	0	18
	Truman	0	0	0	0	0	0	0	0	0	0	0
	Washington	0	0	0	0	0	0	0	0	0	0	0
	Wilbur Wright	0	0	0	0	0	0	3	0	0	39	0
507	Danville	0	0	0	0	0	11	0	0	0	0	0
502	DuPage	180	0	58	0	0	154	265	2	0	69	1
509	Elgin	0	0	0	0	0	0	12	0	0	0	0
512	Harper	178	0	0	0	0	0	28	510	0	0	25
540	Heartland	0	0	0	0	0	0	0	0	0	0	0
519	Highland	0	0	0	0	0	1	55	0	0	0	0
514	Illinois Central	62	0	0	0	0	0	6	0	0	18	0
529	Illinois Eastern	(0)	(0)	(0)	(0)	(0)	(0)	(16)	(0)	(0)	(0)	(0)
	Frontier	0	0	0	0	0	0	0	0	0	0	0
	Lincoln Trail	0	0	0	0	0	0	0	0	0	0	0
	Olney Central	0	0	0	0	0	0	16	0	0	0	0
	Wabash Valley	0	0	0	0	0	0	0	0	0	0	0
513	Illinois Valley	0	0	0	0	0	0	0	0	0	0	0
525	Joliet	0	0	0	0	0	64	43	27	0	0	0
520	Kankakee	0	0	0	0	0	0	0	0	28	0	0
501	Kaskaskia	0	0	0	0	0	0	0	0	0	0	0
523	Kishwaukee	0	0	0	0	0	0	34	0	0	0	0
532	Lake County	54	0	0	0	76	0	24	0	0	0	0
517	Lake Land	62	0	0	0	0	0	0	0	0	0	0
536	Lewis & Clark	44	0	0	0	0	0	0	0	0	38	0
526	Lincoln Land	0	0	0	0	0	0	20	0	0	39	0
530	Logan	47	0	0	0	0	17	40	0	0	14	0
528	McHenry	0	0	0	0	0	0	26	0	0	0	0
524	Moraine Valley	0	0	0	0	0	406	0	56	0	0	0
527	Morton	0	0	0	0	0	15	0	0	0	0	0
535	Oakton	0	0	0	0	0	154	27	0	0	0	22
505	Parkland	65	0	0	0	0	0	23	16	0	34	0
515	Prairie State	94	0	0	0	0	0	0	0	0	0	0
521	Rend Lake	0	0	0	0	0	9	27	0	0	9	0
537	Richland	0	0	0	0	0	1	0	0	0	0	21
511	Rock Valley	63	0	0	0	0	0	20	0	0	0	6
518	Sandburg	103	0	0	0	0	0	0	0	0	0	0
506	Sauk Valley	0	0	0	0	0	0	0	0	0	0	0
531	Shawnee	0	0	0	0	0	18	17	0	0	10	0
510	South Suburban	0	0	0	0	0	155	44	20	0	29	105
533	Southeastern	0	0	0	0	0	11	12	0	0	10	0
522	Southwestern*	0	0	0	64	0	66	34	336	0	0	0
534	Spoon River	0	0	0	0	0	11	0	0	0	0	0
504	Triton	0	6	0	0	0	0	0	0	0	0	0
516	Waubonsee	0	0	0	0	0	0	30	126	0	0	0
539	Wood	<u>0</u>	<u>0</u>	<u>0</u>	<u>0</u>	<u>0</u>	<u>0</u>	<u>0</u>	<u>0</u>	<u>0</u>	<u>0</u>	<u>0</u>
	TOTALS	1,021	6	58	64	76	1,198	831	1,120	28	309	289

*Formerly Belleville Area College

SOURCE OF DATA: Annual Enrollment & Completion Data (A1)

Illinois Community College Board
Table III-3
ANNUAL UNDUPLICATED ENROLLMENT BY ACADEMIC PROGRAM BY COLLEGE
FOR FISCAL YEAR 2004

Dist. No.	District/College	Phys Therapy Asst 12.510806	Physician Assistant 12.510807	Vet Asst/Animal Hlth Tech 12.510808	Cardiovascular Tech 12.510901	Electrocardiograph Tech 12.510902	EEG Tech 12.510903	Emerg Med Tech 12.510904	Nuclear Med Tech 12.510905	Med Radiologic Tech 12.510907	Resp Therapy Tech 12.510908	Surg/Op Room Tech 12.510909
503	Black Hawk	89	0	0	0	0	7	46	0	33	0	0
508	Chicago	(0)	(58)	(0)	(0)	(0)	(0)	(190)	(0)	(230)	(172)	(42)
	Daley	0	0	0	0	0	0	0	0	0	0	0
	Kennedy-King	0	0	0	0	0	0	0	0	0	0	0
	Malcolm X	0	58	0	0	0	0	156	0	113	125	42
	Olive-Harvey	0	0	0	0	0	0	0	0	0	47	0
	Truman	0	0	0	0	0	0	0	0	0	0	0
	Washington	0	0	0	0	0	0	0	0	0	0	0
	Wilbur Wright	0	0	0	0	0	0	34	0	117	0	0
507	Danville	0	0	0	0	0	0	0	0	81	0	0
502	DuPage	122	0	0	0	0	0	217	53	523	110	73
509	Elgin	7	0	0	0	0	0	53	0	0	0	80
512	Harper	0	0	0	115	1	0	93	0	18	0	0
540	Heartland	0	0	0	0	0	0	13	0	0	0	0
519	Highland	0	0	0	0	0	0	0	0	0	0	0
514	Illinois Central	34	0	0	0	0	0	6	0	51	34	40
529	Illinois Eastern	(0)	(0)	(0)	(0)	(0)	(0)	(96)	(0)	(36)	(0)	(0)
	Frontier	0	0	0	0	0	0	86	0	0	0	0
	Lincoln Trail	0	0	0	0	0	0	2	0	0	0	0
	Olney Central	0	0	0	0	0	0	3	0	36	0	0
	Wabash Valley	0	0	0	0	0	0	5	0	0	0	0
513	Illinois Valley	0	0	0	0	0	0	0	0	0	0	0
525	Joliet	0	0	181	0	1	0	74	0	0	0	0
520	Kankakee	0	0	0	0	0	0	108	0	132	45	0
501	Kaskaskia	29	0	0	0	0	0	0	0	124	56	0
523	Kishwaukee	0	0	0	0	0	0	62	0	51	0	0
532	Lake County	0	0	0	0	0	0	135	0	86	0	25
517	Lake Land	33	0	0	0	0	0	79	0	0	0	0
536	Lewis & Clark	0	0	0	0	0	0	13	0	0	0	0
526	Lincoln Land	9	0	0	0	0	0	105	0	43	4	0
530	Logan	0	0	0	0	0	0	36	0	0	0	17
528	McHenry	0	0	0	0	0	0	114	0	0	0	0
524	Moraine Valley	0	0	0	0	0	0	338	0	83	83	0
527	Morton	23	0	0	0	0	0	0	0	0	0	0
535	Oakton	48	0	0	0	0	0	59	0	0	0	0
505	Parkland	0	0	78	0	0	0	17	0	34	43	37
515	Prairie State	0	0	0	0	0	0	81	0	0	0	76
521	Rend Lake	0	0	0	0	0	0	39	0	0	0	8
537	Richland	0	0	0	0	0	0	9	0	63	0	43
511	Rock Valley	0	0	0	0	0	0	0	0	0	59	39
518	Sandburg	4	0	0	0	0	0	33	0	181	17	0
506	Sauk Valley	0	0	0	0	0	0	38	0	185	0	0
531	Shawnee	0	0	0	0	0	0	0	0	0	0	25
510	South Suburban	0	0	0	0	0	0	286	0	74	0	0
533	Southeastern	0	0	0	0	0	0	117	0	0	0	9
522	Southwestern*	131	0	0	0	0	0	152	0	348	73	0
534	Spoon River	0	0	0	0	0	0	0	0	0	0	0
504	Triton	0	0	0	0	0	0	3	64	144	56	84
516	Waubonsee	0	0	0	0	0	0	24	0	0	4	28
539	Wood	<u>0</u>	<u>0</u>	<u>0</u>	<u>0</u>	<u>0</u>	<u>0</u>	<u>12</u>	<u>0</u>	<u>44</u>	<u>0</u>	<u>20</u>
	TOTALS	529	58	259	115	2	7	2,648	117	2,564	756	646

*Formerly Belleville Area College

SOURCE OF DATA: Annual Enrollment & Completion Data (A1)

Illinois Community College Board
Table III-3
ANNUAL UNDUPLICATED ENROLLMENT BY ACADEMIC PROGRAM BY COLLEGE
FOR FISCAL YEAR 2004

Dist. No.	District/College	Diag. Med Sonography 12.510910	Renal Dialysis Tech 12.510911	Comp Tomography 12.510913	MRI 12.510914	Medical Lab Tech 12.511004	Alcohol/Drug Abuse Counsel 12.511501	Psych/Mntl Hlth Srvc Tech 12.511502	Dev Disab/Habilitatn Aide 12.511504	Nursing (RN) 12.511601	Nursing, Public Health 12.511611	Nursing Refresher Courses 12.511612
503	Black Hawk	0	0	0	0	0	0	0	0	503	0	0
508	Chicago	(0)	(32)	(0)	(0)	(64)	(240)	(47)	(1)	(976)	(0)	(0)
	Daley	0	0	0	0	28	0	0	0	205	0	0
	Kennedy-King	0	0	0	0	1	98	13	1	150	0	0
	Malcolm X	0	32	0	0	10	0	0	0	119	0	0
	Olive-Harvey	0	0	0	0	14	0	0	0	227	0	0
	Truman	0	0	0	0	0	0	0	0	275	0	0
	Washington	0	0	0	0	0	142	1	0	0	0	0
	Wilbur Wright	0	0	0	0	11	0	33	0	0	0	0
507	Danville	0	0	0	0	0	14	0	0	251	0	0
502	DuPage	45	0	0	0	0	220	1	0	1,521	0	0
509	Elgin	0	0	0	0	112	32	3	0	970	0	0
512	Harper	0	0	0	0	34	0	0	1	1,279	0	0
540	Heartland	0	0	0	0	0	0	0	0	114	0	0
519	Highland	0	0	0	0	0	0	0	0	341	0	0
514	Illinois Central	0	0	0	0	9	58	0	0	160	0	0
529	Illinois Eastern	(0)	(0)	(0)	(0)	(0)	(0)	(8)	(0)	(206)	(0)	(0)
	Frontier	0	0	0	0	0	0	8	0	0	0	0
	Lincoln Trail	0	0	0	0	0	0	0	0	1	0	0
	Olney Central	0	0	0	0	0	0	0	0	205	0	0
	Wabash Valley	0	0	0	0	0	0	0	0	0	0	0
513	Illinois Valley	0	0	0	0	0	0	0	0	476	0	0
525	Joliet	0	0	0	0	0	0	0	0	323	0	0
520	Kankakee	0	0	0	0	43	0	0	0	489	0	0
501	Kaskaskia	26	0	0	0	0	0	0	0	256	0	0
523	Kishwaukee	0	0	0	0	0	0	0	0	145	0	0
532	Lake County	0	0	0	0	77	102	0	0	333	0	0
517	Lake Land	0	0	0	0	0	0	0	0	102	0	0
536	Lewis & Clark	0	0	0	0	0	0	0	0	224	0	0
526	Lincoln Land	0	0	0	0	0	0	0	0	144	0	0
530	Logan	16	0	0	0	14	0	0	0	95	0	0
528	McHenry	0	0	0	0	0	0	0	4	0	0	0
524	Moraine Valley	0	0	0	0	0	93	31	0	254	0	0
527	Morton	0	0	0	0	0	0	0	0	117	0	0
535	Oakton	0	0	0	0	24	81	0	0	185	17	32
505	Parkland	0	0	0	0	0	0	0	0	163	0	0
515	Prairie State	0	0	0	0	0	0	40	0	733	0	0
521	Rend Lake	0	0	0	0	11	0	0	0	82	0	0
537	Richland	0	0	0	0	0	0	0	0	112	0	0
511	Rock Valley	0	0	0	0	0	8	0	0	404	0	0
518	Sandburg	17	0	0	0	0	4	0	0	376	0	0
506	Sauk Valley	0	0	0	0	3	0	0	0	321	0	0
531	Shawnee	0	0	0	0	6	18	0	0	66	0	0
510	South Suburban	3	0	0	0	0	5	0	0	145	0	0
533	Southeastern	0	0	0	0	9	0	57	0	29	0	0
522	Southwestern*	0	0	0	0	47	0	0	0	938	0	0
534	Spoon River	0	0	0	0	0	0	0	0	89	0	0
504	Triton	116	0	1	1	0	105	0	0	192	0	0
516	Waubensee	0	0	0	0	0	36	3	0	967	0	0
539	Wood	<u>0</u>	<u>0</u>	<u>0</u>	<u>0</u>	<u>19</u>	<u>0</u>	<u>0</u>	<u>0</u>	<u>79</u>	<u>0</u>	<u>0</u>
	TOTALS	223	32	1	1	472	1,016	190	6	14,160	17	32

*Formerly Belleville Area College

SOURCE OF DATA: Annual Enrollment & Completion Data (A1)

Illinois Community College Board
Table III-3
ANNUAL UNDUPLICATED ENROLLMENT BY ACADEMIC PROGRAM BY COLLEGE
FOR FISCAL YEAR 2004

Dist. No.	District/College	Practical Nurse (LPN) 12.511613	Nurse Assistant/Aide 12.511614	Nursing, Other 12.511699	Ophthalmic Medical Tech 12.511803	Med Lab Aide/Phleb 12.512602	Therapeutic Rec Assig 12.512604	Hlth Prof/Rel Sci, Other 12.519999	Business, General 12.520101	Bus Adm/Mgmt, Gen 12.520201	Pur/Proc/Cont Mgmt 12.520202	Logistics & Mattris Mgmt 12.520203
503	Black Hawk	190	58	0	0	0	0	7	0	0	0	0
508	Chicago	(589)	(472)	(0)	(0)	(0)	(0)	(0)	(0)	(169)	(0)	(0)
	Daley	0	64	0	0	0	0	0	0	38	0	0
	Kennedy-King	449	57	0	0	0	0	0	0	14	0	0
	Malcolm X	0	71	0	0	0	0	0	0	0	0	0
	Olive-Harvey	0	147	0	0	0	0	0	0	18	0	0
	Truman	0	15	0	0	0	0	0	0	20	0	0
	Washington	0	5	0	0	0	0	0	0	66	0	0
	Wilbur Wright	140	113	0	0	0	0	0	0	13	0	0
507	Danville	25	154	0	0	0	0	35	0	0	0	0
502	DuPage	3	339	0	0	69	0	0	0	446	0	0
509	Elgin	10	74	0	0	0	0	55	0	79	0	0
512	Harper	16	153	0	0	0	0	0	0	212	8	0
540	Heartland	11	35	0	0	0	0	0	0	0	0	4
519	Highland	244	49	0	0	0	0	0	0	276	0	0
514	Illinois Central	44	5	0	0	0	0	51	0	254	0	4
529	Illinois Eastern	(87)	(179)	(0)	(0)	(0)	(0)	(2)	(0)	(74)	(0)	(0)
	Frontier	2	72	0	0	0	0	0	0	0	0	0
	Lincoln Trail	0	55	0	0	0	0	0	0	74	0	0
	Olney Central	85	36	0	0	0	0	2	0	0	0	0
	Wabash Valley	0	16	0	0	0	0	0	0	0	0	0
513	Illinois Valley	142	125	0	0	0	0	114	0	100	0	0
525	Joliet	101	146	6	0	1	0	1,361	0	0	0	0
520	Kankakee	198	32	0	0	0	0	244	1	108	0	0
501	Kaskaskia	103	66	0	0	0	0	255	0	106	0	0
523	Kishwaukee	0	67	0	0	0	0	2	0	29	0	3
532	Lake County	1	97	0	0	0	0	1,723	0	329	0	0
517	Lake Land	65	41	0	0	0	0	0	0	303	0	0
536	Lewis & Clark	0	121	0	0	0	0	43	0	70	0	0
526	Lincoln Land	31	327	0	0	0	0	0	0	176	0	0
530	Logan	151	81	0	0	0	0	751	0	0	0	0
528	McHenry	0	182	0	0	0	0	42	0	294	0	0
524	Moraine Valley	0	0	0	0	135	64	465	10	755	0	0
527	Morton	42	59	0	0	0	0	0	0	96	0	0
535	Oakton	0	56	0	0	34	0	0	0	3	0	6
505	Parkland	78	50	0	0	0	0	922	3	192	0	1
515	Prairie State	0	25	1	0	0	0	0	0	0	0	0
521	Rend Lake	149	55	0	0	0	0	26	0	203	0	0
537	Richland	65	5	0	0	0	0	36	0	181	0	0
511	Rock Valley	61	600	0	0	0	0	12	0	300	0	16
518	Sandburg	229	106	0	0	0	0	0	0	38	81	0
506	Sauk Valley	145	44	0	0	0	0	0	0	77	0	0
531	Shawnee	82	140	0	0	0	0	0	0	27	0	0
510	South Suburban	50	77	0	0	0	0	2,508	0	0	0	3
533	Southeastern	69	11	0	0	0	0	0	1	118	0	0
522	Southwestern*	0	236	0	0	0	0	351	0	444	0	0
534	Spoon River	4	96	0	0	0	0	31	0	0	0	0
504	Triton	56	289	0	51	0	0	86	0	341	0	0
516	Waubonsee	0	143	0	0	0	0	70	0	97	0	30
539	Wood	87	85	0	0	0	0	157	0	99	0	0
	TOTALS	3,128	4,880	7	51	239	64	9,349	15	5,996	89	67

*Formerly Belleville Area College

SOURCE OF DATA: Annual Enrollment & Completion Data (A1)

Illinois Community College Board
Table III-3
ANNUAL UNDUPLICATED ENROLLMENT BY ACADEMIC PROGRAM BY COLLEGE
FOR FISCAL YEAR 2004

Dist. No.	District/College	Office Superv/Mgmt 12.520204	Operations Mgmt/Superv 12.520205	Accounting 12.520301	Accounting Tech 12.520302	Admin Asst/Sec Sci, Gen 12.520401	Exec Asst/Secretary 12.520402	Legal Admin Asst/Sec 12.520403	Med Admin Asst/Sec 12.520404	Court Reporter 12.520405	Info Proc/Data Entry Tech 12.520407	Gen Ofc/Clerical/Typg Svcs 12.520408
503	Black Hawk	13	0	0	84	56	0	1	0	0	175	0
508	Chicago	(0)	(0)	(0)	(366)	(33)	(0)	(0)	(72)	(0)	(149)	(4)
	Daley	0	0	0	107	14	0	0	59	0	71	0
	Kennedy-King	0	0	0	43	5	0	0	0	0	3	3
	Malcolm X	0	0	0	24	1	0	0	0	0	0	0
	Olive-Harvey	0	0	0	51	13	0	0	8	0	0	0
	Truman	0	0	0	60	0	0	0	0	0	0	0
	Washington	0	0	0	58	0	0	0	0	0	0	0
	Wilbur Wright	0	0	0	23	0	0	0	5	0	75	1
507	Danville	13	0	0	97	13	54	0	41	0	18	0
502	DuPage	19	0	0	497	252	0	25	0	0	0	0
509	Elgin	14	0	0	111	26	129	8	1	0	3	7
512	Harper	0	0	0	541	20	97	3	5	0	0	12
540	Heartland	0	0	0	0	28	0	0	0	0	20	0
519	Highland	0	0	0	66	42	0	0	0	0	0	19
514	Illinois Central	4	0	0	185	82	0	0	6	2	6	8
529	Illinois Eastern	(0)	(0)	(0)	(37)	(51)	(14)	(0)	(37)	(7)	(190)	(0)
	Frontier	0	0	0	0	12	0	0	0	0	42	0
	Lincoln Trail	0	0	0	1	10	14	0	0	0	98	0
	Olney Central	0	0	0	35	17	0	0	37	0	26	0
	Wabash Valley	0	0	0	1	12	0	0	0	7	24	0
513	Illinois Valley	0	0	0	78	0	0	0	0	0	61	26
525	Joliet	0	84	0	97	62	0	25	0	1	140	6
520	Kankakee	0	0	0	84	66	0	1	0	0	15	0
501	Kaskaskia	7	0	0	86	0	77	1	31	0	40	18
523	Kishwaukee	0	3	0	0	40	0	2	0	0	0	6
532	Lake County	0	1	11	213	258	0	0	16	0	262	0
517	Lake Land	17	0	0	123	68	0	13	87	0	319	12
536	Lewis & Clark	0	1	0	37	49	0	29	91	0	1	10
526	Lincoln Land	0	0	0	40	45	0	19	38	0	65	15
530	Logan	31	0	0	50	0	25	15	39	0	0	3
528	McHenry	0	76	0	95	70	0	7	0	0	18	0
524	Moraine Valley	0	0	0	56	220	29	19	0	0	0	0
527	Morton	0	0	0	54	79	0	0	2	0	18	5
535	Oakton	16	99	0	353	74	29	0	0	0	0	0
505	Parkland	0	0	0	174	18	100	0	1	0	7	0
515	Prairie State	0	60	0	14	11	0	0	0	0	8	0
521	Rend Lake	0	0	0	1	46	0	0	21	0	103	0
537	Richland	0	0	0	0	154	0	0	0	0	37	0
511	Rock Valley	3	0	0	156	85	0	8	39	0	40	0
518	Sandburg	0	0	0	104	101	0	18	131	0	38	17
506	Sauk Valley	0	0	0	54	21	0	13	21	0	16	23
531	Shawnee	0	0	0	33	2	15	10	25	0	7	9
510	South Suburban	104	0	0	138	17	111	0	0	253	7	6
533	Southeastern	0	0	0	0	13	0	0	16	0	119	5
522	Southwestern*	0	0	0	0	212	0	13	22	0	532	0
534	Spoon River	0	0	0	0	56	0	0	0	0	1	0
504	Triton	0	46	0	139	63	78	6	15	24	0	0
516	Waubonsee	0	23	6	167	36	54	11	16	0	47	25
539	Wood	<u>0</u>	<u>0</u>	<u>0</u>	<u>25</u>	<u>92</u>	<u>9</u>	<u>13</u>	<u>51</u>	<u>0</u>	<u>4</u>	<u>0</u>
	TOTALS	241	393	17	4,355	2,561	821	260	824	287	2,466	236

*Formerly Belleville Area College

SOURCE OF DATA: Annual Enrollment & Completion Data (A1)

Illinois Community College Board
Table III-3
ANNUAL UNDUPLICATED ENROLLMENT BY ACADEMIC PROGRAM BY COLLEGE
FOR FISCAL YEAR 2004

Dist. No.	District/College	Business Communications 12 520501	Enterprise Mgmt/Op. Gen 12 520701	Finance, General 12 520801	Banking/Fin Support Svcs 12 520803	Investment/Securities 12 520807	Hotel/Morel/Restaur Mgmt 12 520902	Travel-Tourism Mgmt 12 520903	Human Resources Mgmt 12 521001	International Business 12 521101	MIS/Bus Data Proc, Gen 12 521201	Bus Comp Programmer 12 521202
503	Black Hawk	0	0	0	14	0	0	0	0	0	0	60
508	Chicago	(0)	(0)	(0)	(0)	(0)	(0)	(0)	(0)	(0)	(3)	(987)
	Daley	0	0	0	0	0	0	0	0	0	0	268
	Kennedy-King	0	0	0	0	0	0	0	0	0	0	183
	Malcolm X	0	0	0	0	0	0	0	0	0	0	70
	Olive-Harvey	0	0	0	0	0	0	0	0	0	1	126
	Truman	0	0	0	0	0	0	0	0	0	0	185
	Washington	0	0	0	0	0	0	0	0	0	0	97
	Wilbur Wright	0	0	0	0	0	0	0	0	0	2	58
507	Danville	0	0	0	0	0	0	0	0	0	0	121
502	DuPage	0	0	0	0	0	88	0	0	0	0	835
509	Elgin	0	22	0	0	0	21	0	0	0	0	112
512	Harper	0	15	0	182	0	22	0	16	55	0	977
540	Heartland	0	25	0	0	0	0	0	0	0	112	21
519	Highland	0	0	0	0	0	0	0	0	0	0	43
514	Illinois Central	0	3	0	40	0	0	0	0	0	0	217
529	Illinois Eastern	(0)	(0)	(0)	(0)	(0)	(0)	(0)	(0)	(0)	(0)	(0)
	Frontier	0	0	0	0	0	0	0	0	0	0	0
	Lincoln Trail	0	0	0	0	0	0	0	0	0	0	0
	Olney Central	0	0	0	0	0	0	0	0	0	0	0
	Wabash Valley	0	0	0	0	0	0	0	0	0	0	0
513	Illinois Valley	0	0	0	0	0	0	0	0	0	0	18
525	Joliet	0	0	27	0	0	0	0	31	0	0	75
520	Kankakee	0	0	0	0	0	0	0	0	0	0	78
501	Kaskaskia	0	0	0	0	0	0	0	0	0	0	87
523	Kishwaukee	0	0	0	0	0	0	0	0	0	0	65
532	Lake County	0	5	0	0	0	0	0	0	0	0	194
517	Lake Land	0	0	0	0	0	0	0	0	0	0	42
536	Lewis & Clark	0	2	0	0	0	0	0	0	0	0	58
526	Lincoln Land	0	0	0	0	0	35	0	0	0	0	149
530	Logan	0	0	0	1	0	0	0	0	0	0	131
528	McHenry	0	13	0	0	0	0	0	0	5	0	197
524	Moraine Valley	0	53	0	0	0	18	0	33	0	0	220
527	Morton	0	0	0	0	0	0	0	0	0	0	98
535	Oakton	0	0	0	48	30	43	0	3	0	0	640
505	Parkland	0	26	0	0	0	38	0	0	5	2	292
515	Prairie State	0	3	0	5	0	0	0	0	0	0	160
521	Rend Lake	0	0	0	0	0	0	0	0	0	0	5
537	Richland	0	0	0	0	0	0	0	0	0	0	97
511	Rock Valley	0	18	0	27	0	0	0	0	0	0	210
518	Sandburg	0	0	0	0	0	0	0	40	0	0	44
506	Sauk Valley	0	0	0	0	0	0	0	0	0	0	50
531	Shawnee	0	0	0	0	0	0	0	0	0	0	76
510	South Suburban	0	105	0	19	0	0	0	0	0	0	341
533	Southeastern	0	0	0	0	0	0	0	0	0	0	28
522	Southwestern*	0	0	0	18	0	0	0	0	0	0	94
534	Spoon River	0	0	0	0	0	0	0	0	0	0	35
504	Triton	0	7	0	0	0	43	0	0	0	0	257
516	Waubonsee	17	99	0	52	0	0	7	0	0	0	116
539	Wood	0	0	0	0	0	0	0	0	0	0	16
	TOTALS	17	396	27	406	30	308	7	123	65	117	7,246

*Formerly Belleville Area College

SOURCE OF DATA: Annual Enrollment & Completion Data (A1)

Illinois Community College Board
Table III-3
ANNUAL UNDUPLICATED ENROLLMENT BY ACADEMIC PROGRAM BY COLLEGE
FOR FISCAL YEAR 2004

Dist. No.	District/College	Bus Sys Analysis/Design 12 521203	Bus Sys Netwrg/Telecom 12 521204	Bus Comp Facilities Operator 12 521205	Bus Marketing/Mgmt 12 521401	Marketing Res 12 521402	International Bus Marketing 12 521403	Real Estate 12 521501	Bus Mgmt/Admin Svcs, Other 12 529999	Associate in Arts	Associate in Arts & Science	Adult Basic Education
503	Black Hawk	0	29	10	0	0	0	0	15	4,220	0	872
508	Chicago	(0)	(17)	(0)	(0)	(0)	(0)	(32)	(1,483)	(19,429)	(0)	(11,409)
	Daley	0	1	0	0	0	0	23	325	4,707	0	1,046
	Kennedy-King	0	0	0	0	0	0	0	478	1,668	0	2,698
	Malcolm X	0	0	0	0	0	0	0	269	1,919	0	2,938
	Olive-Harvey	0	0	0	0	0	0	0	61	2,266	0	2,469
	Truman	0	16	0	0	0	0	0	81	3,321	0	902
	Washington	0	0	0	0	0	0	0	147	4,862	0	170
	Wilbur Wright	0	0	0	0	0	0	9	122	686	0	1,186
507	Danville	0	17	2	0	0	0	25	30	79	1,890	289
502	DuPage	0	0	11	2	0	0	294	0	13,565	0	444
509	Elgin	0	50	0	0	0	0	2	99	4,681	0	467
512	Harper	0	49	2	0	1	0	252	0	5,791	0	632
540	Heartland	0	60	0	0	0	0	0	0	5,378	0	32
519	Highland	0	0	0	0	0	0	0	8	681	0	289
514	Illinois Central	7	343	4	0	0	0	103	429	0	5,980	449
529	Illinois Eastern	(35)	(4)	(0)	(0)	(0)	(0)	(0)	(298)	(16)	(1,097)	(502)
	Frontier	0	0	0	0	0	0	0	126	0	125	156
	Lincoln Trail	35	1	0	0	0	0	0	12	6	246	145
	Olney Central	0	0	0	0	0	0	0	124	8	557	190
	Wabash Valley	0	3	0	0	0	0	0	36	2	169	11
513	Illinois Valley	0	77	0	0	0	0	0	133	786	0	260
525	Joliet	0	237	0	0	0	0	37	39	9,636	0	742
520	Kankakee	0	1	0	0	0	0	0	155	500	0	958
501	Kaskaskia	0	22	0	0	0	0	0	1,228	1,170	0	291
523	Kishwaukee	0	0	0	0	0	0	66	52	1,111	0	206
532	Lake County	0	167	4	0	0	0	8	782	5,152	0	806
517	Lake Land	0	156	16	1	0	0	0	0	1,460	0	294
536	Lewis & Clark	0	105	0	0	0	0	0	1,838	277	0	400
526	Lincoln Land	0	144	0	0	0	0	24	0	2,517	0	450
530	Logan	0	0	0	0	0	0	110	89	4,830	0	453
528	McHenry	0	44	0	0	0	0	179	293	618	0	333
524	Moraine Valley	1	225	0	1	0	0	0	1,622	4,519	0	363
527	Morton	0	5	0	0	0	0	0	0	913	0	404
535	Oakton	0	357	0	256	0	3	258	26	11,371	0	960
505	Parkland	0	178	0	9	0	0	0	1,413	2,179	0	420
515	Prairie State	0	53	0	6	0	0	38	1,098	3,947	0	664
521	Rend Lake	0	6	0	0	0	0	0	42	1,149	0	80
537	Richland	7	49	0	11	0	0	0	74	1,274	0	323
511	Rock Valley	0	133	0	0	0	0	1	41	4,783	0	628
518	Sandburg	0	60	0	0	0	0	0	0	1,330	0	43
506	Sauk Valley	0	0	16	0	0	0	0	0	387	0	144
531	Shawnee	0	19	0	0	0	0	0	0	920	0	259
510	South Suburban	0	13	0	0	0	0	57	637	1,660	0	822
533	Southeastern	0	0	0	0	0	0	11	0	597	0	253
522	Southwestern*	0	286	1	0	0	0	6	1,049	3,646	0	1,575
534	Spoon River	0	15	0	0	0	0	0	16	886	0	260
504	Triton	2	8	32	0	0	0	75	446	2,663	0	808
516	Waubensee	0	61	0	5	0	0	153	642	998	0	751
539	Wood	0	0	0	0	0	0	0	0	506	0	146
	TOTALS	52	2,990	98	291	1	3	1,731	14,077	125,625	8,967	29,481

*Formerly Belleville Area College

SOURCE OF DATA: Annual Enrollment & Completion Data (A1)

Illinois Community College Board
Table III-3
ANNUAL UNDUPLICATED ENROLLMENT BY ACADEMIC PROGRAM BY COLLEGE
FOR FISCAL YEAR 2004

Dist. No.	District/College	Associate in Engineering Science	Associate in Fine Arts	Associate in General Studies	Associate in Science	Adult Secondary Education	Pre-Bacc/Trans Course Enrollees	English as a Second Language	General Studies	Vocational	Total
503	Black Hawk	0	0	16	846	587	808	784	2	2,284	12,877
508	Chicago	(72)	(8)	(13,842)	(5,530)	(6,817)	(4,184)	(33,636)	(130)	(4,799)	(115,800)
	Daley	25	0	207	766	824	285	6,164	32	739	17,469
	Kennedy-King	2	1	119	821	966	104	838	27	534	10,508
	Malcolm X	0	0	834	1,401	1,939	399	3,557	52	791	15,360
	Olive-Harvey	5	0	387	403	778	433	918	5	502	9,337
	Truman	7	0	1,915	1,074	1,388	787	16,487	4	746	27,708
	Washington	24	6	2,131	918	119	1,681	20	4	276	15,827
	Wilbur Wright	9	1	8,249	147	803	495	5,652	6	1,211	19,591
507	Danville	6	0	0	178	158	48	57	0	3,357	7,686
502	DuPage	144	369	286	4,182	834	3,395	5,939	8,867	2,641	54,825
509	Elgin	173	127	1,092	3,711	623	10	3,393	0	428	19,476
512	Harper	44	234	0	1,775	341	4,550	3,649	0	0	25,869
540	Heartland	34	0	0	252	232	0	107	0	762	7,530
519	Highland	25	0	45	486	262	561	148	737	925	5,730
514	Illinois Central	213	0	5,647	0	325	1,295	71	265	201	19,699
529	Illinois Eastern	(0)	(2)	(1,044)	(465)	(282)	(4,338)	(45)	(0)	(5,336)	(27,866)
	Frontier	0	0	89	69	141	1,420	20	0	4,920	7,470
	Lincoln Trail	0	2	548	129	0	685	0	0	1	2,365
	Olney Central	0	0	227	38	99	699	0	0	59	2,974
	Wabash Valley	0	0	180	229	42	1,534	25	0	356	15,057
513	Illinois Valley	27	0	233	1,008	518	405	280	1,205	0	7,350
525	Joliet	0	0	296	911	355	70	1,457	299	1,204	22,254
520	Kankakee	25	28	123	459	459	1,340	45	558	1,698	8,720
501	Kaskaskia	0	0	692	161	226	1,746	57	242	2	8,958
523	Kishwaukee	27	24	0	1,785	359	1,495	597	108	11	7,249
532	Lake County	205	79	0	1,292	472	5,362	3,270	380	690	26,729
517	Lake Land	59	0	1,538	1,497	255	2,637	61	0	3,746	15,756
536	Lewis & Clark	5	23	545	2,874	404	2,750	55	0	281	11,745
526	Lincoln Land	82	47	1,423	1,616	333	1,526	294	19	3,994	15,105
530	Logan	56	0	41	1,473	410	8	0	4	2,002	13,089
528	McHenry	102	169	228	2,283	427	2,715	1,818	0	0	11,392
524	Moraine Valley	0	149	0	2,561	887	5,884	2,210	0	770	27,984
527	Morton	0	28	74	495	69	1,180	1,827	35	105	7,292
535	Oakton	331	208	0	451	384	0	2,676	111	12,169	33,757
505	Parkland	197	164	521	2,145	420	3,506	422	0	847	16,771
515	Prairie State	0	9	19	559	436	0	627	375	806	10,950
521	Rend Lake	6	11	0	642	273	1,686	14	0	4,650	10,828
537	Richland	28	8	53	1,215	200	846	69	117	987	7,060
511	Rock Valley	0	0	46	1,295	450	1,694	825	0	1,942	15,552
518	Sandburg	0	18	33	740	493	152	45	1	1,541	7,041
506	Sauk Valley	44	47	15	1,088	138	668	102	0	982	5,021
531	Shawnee	3	9	246	251	457	318	83	385	2,652	6,682
510	South Suburban	42	82	0	1,216	388	1,513	845	3	2,371	17,538
533	Southeastern	1	0	10	333	92	2,848	0	369	1,896	8,137
522	Southwestern*	2	143	3	2,673	959	4,773	370	61	17	25,961
534	Spoon River	0	0	402	376	245	726	25	0	1,215	4,757
504	Triton	0	37	2,628	1,618	1,204	2,910	4,907	1	2,907	26,200
516	Waubensee	0	0	734	1,785	1,368	2,365	3,047	967	202	17,118
539	Wood	0	0	1	1,129	121	1,085	22	138	2	4,353
	TOTALS	1,953	2,023	31,876	53,356	23,263	71,397	73,879	15,379	70,422	698,707

*Formerly Belleville Area College

SOURCE OF DATA: Annual Enrollment & Completion Data (A1)

Illinois Community College Board
Table III-4
SUMMARY OF ANNUAL UNDUPLICATED HEADCOUNT ENROLLMENT BY AGE
FOR FISCAL YEAR 2004

Dist. No.	District/College	Mean Age	Median Age	16 & Under	17-20	21-24	25-30	31-39	40-55	Over 55	Unknown	Total
503	Black Hawk	30.3	25.5	60	3,316	2,822	1,925	1,853	2,302	517	82	12,877
508	Chicago	(30.8)	(27.4)	(185)	(18,822)	(25,859)	(25,442)	(22,567)	(18,515)	(4,394)	(16)	(115,800)
	Daley	29.8	26.9	30	3,087	4,051	4,005	3,561	2,399	335	1	17,469
	Kennedy-King	30.7	27.2	10	1,956	2,349	2,155	1,926	1,780	331	1	10,508
	Malcolm X	31.3	28.0	22	2,579	3,280	3,216	3,071	2,635	554	3	15,360
	Olive-Harvey	29.5	25.8	42	2,380	1,953	1,705	1,638	1,312	306	1	9,337
	Truman	32.7	29.3	55	3,108	5,503	6,809	6,197	4,379	1,653	4	27,708
	Washington	31.8	28.1	10	2,116	3,710	3,431	2,981	2,932	644	3	15,827
	Wilbur Wright	30.1	26.3	16	3,596	5,013	4,121	3,193	3,078	571	3	19,591
507	Danville	33.4	30.4	150	1,650	1,027	956	1,275	1,914	457	257	7,686
502	DuPage	31.9	25.8	227	12,376	13,001	7,987	7,397	9,479	3,926	432	54,825
509	Elgin	28.9	24.5	389	5,055	4,338	3,104	2,864	2,872	575	279	19,476
512	Harper	28.4	23.9	31	7,028	7,042	4,173	3,533	3,538	505	19	25,869
540	Heartland	26.8	23.2	7	1,848	2,746	1,266	861	728	70	4	7,530
519	Highland	34.2	29.5	48	1,439	874	614	872	1,252	589	42	5,730
514	Illinois Central	28.6	23.9	78	5,709	4,841	3,045	2,689	2,770	528	39	19,699
529	Illinois Eastern	(34.3)	(30.6)	(1,508)	(4,571)	(2,276)	(2,840)	(4,301)	(9,182)	(3,174)	(14)	(27,866)
	Frontier	31.7	27.6	1,310	1,723	424	651	1,025	1,769	565	3	7,470
	Lincoln Trail	32.8	27.7	32	588	384	371	398	363	228	1	2,365
	Olney Central	31.0	23.7	97	1,020	463	316	348	487	241	2	2,974
	Wabash Valley	41.8	43.6	69	1,240	1,005	1,502	2,530	6,563	2,140	8	15,057
513	Illinois Valley	29.8	24.6	29	2,182	1,515	947	1,058	1,250	277	92	7,350
525	Joliet	30.4	25.9	28	5,591	4,917	3,099	3,709	4,218	683	9	22,254
520	Kankakee	31.3	26.4	192	2,192	1,527	1,136	1,288	1,753	471	161	8,720
501	Kaskaskia	28.2	22.8	785	2,934	1,293	1,053	1,123	1,474	263	33	8,958
523	Kishwaukee	26.9	22.8	45	2,262	2,245	1,021	767	774	128	7	7,249
532	Lake County	30.1	25.8	42	6,172	6,321	4,422	4,425	4,520	806	21	26,729
517	Lake Land	30.7	27.3	104	3,894	2,793	2,540	2,858	3,147	414	6	15,756
536	Lewis & Clark	25.7	20.9	1,313	4,531	1,959	1,232	1,127	1,261	259	63	11,745
526	Lincoln Land	31.1	26.1	49	3,637	2,905	1,808	2,118	2,891	624	1,073	15,105
530	Logan	35.1	27.7	238	2,837	2,539	1,425	1,470	2,401	2,026	153	13,089
528	McHenry	29.2	24.3	61	3,262	2,617	1,581	1,639	1,922	289	21	11,392
524	Moraine Valley	28.6	23.8	52	7,983	7,281	4,014	3,636	4,276	588	154	27,984
527	Morton	29.8	25.9	11	1,610	1,758	1,414	1,301	961	229	8	7,292
535	Oakton	35.6	36.7	32	4,825	5,817	3,849	3,604	13,787	1,835	8	33,757
505	Parkland	27.6	22.8	146	4,935	5,077	2,294	1,892	1,906	452	69	16,771
515	Prairie State	31.0	26.3	142	2,531	2,303	1,618	1,813	1,933	508	102	10,950
521	Rend Lake	35.2	32.8	239	2,137	1,283	1,351	1,811	3,011	975	21	10,828
537	Richland	31.0	27.5	14	1,560	1,140	1,013	1,142	1,228	219	744	7,060
511	Rock Valley	30.1	25.6	67	3,977	3,435	2,283	2,536	2,772	482	0	15,552
518	Sandburg	32.9	28.3	29	1,511	1,230	1,081	1,099	1,470	497	124	7,041
506	Sauk Valley	31.9	27.3	21	1,261	923	656	820	1,046	286	8	5,021
531	Shawnee	33.3	30.3	131	1,635	876	795	1,147	1,621	475	2	6,682
510	South Suburban	32.1	28.3	69	3,664	3,231	2,686	3,082	3,542	885	379	17,538
533	Southeastern	31.6	27.2	259	1,948	1,302	1,152	1,301	1,487	483	205	8,137
522	Southwestern*	29.4	24.8	143	6,927	6,009	4,050	3,866	4,224	699	43	25,961
534	Spoon River	30.2	23.9	14	1,301	1,202	537	637	829	234	3	4,757
504	Triton	30.2	26.5	110	5,211	5,310	4,649	4,089	3,905	752	2,174	26,200
516	Waubonsee	29.0	24.9	228	4,629	3,753	2,797	2,730	2,561	420	0	17,118
539	Wood	<u>27.8</u>	<u>22.7</u>	<u>106</u>	<u>1,480</u>	<u>971</u>	<u>548</u>	<u>536</u>	<u>613</u>	<u>95</u>	<u>4</u>	<u>4,353</u>
	TOTALS	30.9	26.3	7,382	160,433	148,358	108,403	106,836	129,335	31,089	6,871	698,707

*Formerly Belleville Area College

**Weighted

SOURCE OF DATA: Annual Enrollment & Completion Data (A1)

Illinois Community College Board
Table III-5
SUMMARY OF ANNUAL UNDUPLICATED HEADCOUNT ENROLLMENT BY ETHNIC ORIGIN
FOR FISCAL YEAR 2004

Dist. No.	District/College	Asian or Pacific Islander	American Indian or Alaskan	Black Non- Hispanic	Hispanic	White Non- Hispanic	Non- Resident Alien	All Other or No Indication	Total
503	Black Hawk	139	73	1,184	1,450	10,031	0	0	12,877
508	Chicago	(7,841)	(592)	(41,122)	(45,656)	(20,426)	(163)	(0)	(115,800)
	Daley	229	52	3,825	10,771	2,571	21	0	17,469
	Kennedy-King	251	58	8,992	1,011	194	2	0	10,508
	Malcolm X	637	102	9,081	4,545	986	9	0	15,360
	Olive-Harvey	41	54	7,519	1,604	118	1	0	9,337
	Truman	2,883	101	3,486	15,454	5,698	86	0	27,708
	Washington	2,446	137	6,680	2,798	3,766	0	0	15,827
	Wilbur Wright	1,354	88	1,539	9,473	7,093	44	0	19,591
507	Danville	81	19	744	163	6,677	2	0	7,686
502	DuPage	6,782	115	2,596	6,659	37,648	0	1,025	54,825
509	Elgin	1,044	42	968	5,743	11,619	60	0	19,476
512	Harper	3,261	55	976	4,591	15,041	110	1,835	25,869
540	Heartland	217	33	625	207	6,430	16	2	7,530
519	Highland	60	19	467	196	4,985	3	0	5,730
514	Illinois Central	335	76	2,221	477	16,469	121	0	19,699
529	Illinois Eastern	(174)	(43)	(786)	(373)	(26,509)	(12)	(0)	(27,897)
	Frontier	40	5	15	27	7,383	0	0	7,470
	Lincoln Trail	35	8	461	111	1,747	3	0	2,365
	Olney Central	19	2	19	6	2,919	9	0	2,974
	Wabash Valley	80	28	284	228	14,437	0	0	15,057
513	Illinois Valley	88	23	73	650	6,191	0	325	7,350
525	Joliet	430	55	2,754	2,940	16,037	38	0	22,254
520	Kankakee	79	28	1,211	653	6,740	9	0	8,720
501	Kaskaskia	54	55	546	179	8,111	13	0	8,958
523	Kishwaukee	287	22	786	1,075	5,066	13	0	7,249
532	Lake County	1,410	115	2,359	5,205	16,657	983	0	26,729
517	Lake Land	142	60	1,569	486	13,436	63	0	15,756
536	Lewis & Clark	67	51	797	109	10,643	78	0	11,745
526	Lincoln Land	205	32	1,106	359	13,363	40	0	15,105
530	Logan	152	37	968	177	11,751	4	0	13,089
528	McHenry	214	28	86	2,340	8,656	68	0	11,392
524	Moraine Valley	561	67	2,387	2,588	21,872	509	0	27,984
527	Morton	137	9	209	5,107	1,714	116	0	7,292
535	Oakton	3,877	43	1,072	2,373	26,392	0	0	33,757
505	Parkland	676	88	2,361	727	12,216	703	0	16,771
515	Prairie State	146	66	4,718	1,418	3,863	29	710	10,950
521	Rend Lake	89	40	552	196	9,945	6	0	10,828
537	Richland	75	14	1,112	115	5,740	4	0	7,060
511	Rock Valley	446	68	1,344	1,552	12,103	39	0	15,552
518	Sandburg	43	30	394	239	6,313	22	0	7,041
506	Sauk Valley	63	20	94	442	4,402	0	0	5,021
531	Shawnee	55	36	1,133	125	5,333	0	0	6,682
510	South Suburban	219	62	9,354	2,074	5,773	56	0	17,538
533	Southeastern	33	29	2,296	370	5,404	4	1	8,137
522	Southwestern*	455	144	4,960	655	19,726	21	0	25,961
534	Spoon River	107	28	193	43	4,372	14	0	4,757
504	Triton	786	43	4,111	6,583	14,619	58	0	26,200
516	Waubonsee	315	89	1,054	5,435	10,221	4	0	17,118
539	Wood	40	13	172	53	4,063	12	0	4,353
	TOTALS	31,185	2,462	101,453	109,782	446,534	3,393	3,898	698,707

*Formerly Belleville Area College

SOURCE OF DATA: Annual Enrollment & Completion Data (A1)

Illinois Community College Board
Table III-6
HIGHEST DEGREE PREVIOUSLY EARNED FOR FISCAL YEAR 2004
ILLINOIS PUBLIC COMMUNITY COLLEGE STUDENTS

Dist. No.	District/College	GED	High School Diploma	Some College	Certificate	Assoc Degree	Bach Degree	Masters Degree	1st Prof* Degree	Doctoral Degree	Unknown/Other	None	Total
503	Black Hawk	869	5,023	1,722	381	506	611	173	3	24	369	3,196	12,877
508	Chicago	(7,147)	(56,360)	(0)	(0)	(183)	(571)	(132)	(2)	(11)	(51,394)	(0)	(115,800)
	Daley	1,453	8,363	0	0	82	260	65	0	5	7,241	0	17,469
	Kennedy-King	936	3,999	0	0	5	39	5	0	0	5,524	0	10,508
	Malcolm X	939	5,367	0	0	12	27	5	0	0	9,010	0	15,360
	Olive-Harvey	639	3,603	0	0	2	11	1	0	0	5,081	0	9,337
	Truman	1,123	11,929	0	0	6	33	6	0	1	14,610	0	27,708
	Washington	1,016	10,699	0	0	69	159	37	2	4	3,841	0	15,827
	Wright	1,041	12,400	0	0	7	42	13	0	1	6,087	0	19,591
507	Danville	483	3,322	0	205	446	558	226	47	18	1,023	1,358	7,686
502	DuPage	1,040	21,970	11,402	1,497	2,251	6,487	2,426	206	276	2,024	5,246	54,825
509	Elgin	497	5,952	3,006	723	1,659	791	216	24	17	5,267	1,324	19,476
512	Harper	693	18,947	0	68	259	1,245	351	0	0	0	4,306	25,869
540	Heartland	213	1,674	2,611	31	193	249	57	0	6	1,381	1,115	7,530
519	Highland	211	2,082	529	139	377	268	99	6	18	286	1,715	5,730
514	Illinois Central	1,018	8,325	3,428	725	2,321	964	277	16	17	181	2,427	19,699
529	Illinois Eastern	(1,589)	(9,204)	(5)	(1,205)	(1,861)	(836)	(170)	(73)	(22)	(642)	(12,259)	(27,866)
	Frontier	116	757	2	91	349	162	48	6	3	19	5,917	7,470
	Lincoln Trail	310	736	1	74	67	49	22	2	4	199	901	2,365
	Olney Central	78	641	0	63	88	41	12	1	2	32	2,016	2,974
	Wabash Valley	1,085	7,070	2	977	1,357	584	88	64	13	392	3,425	15,057
513	Illinois Valley	0	0	0	80	179	203	90	9	7	2,076	4,706	7,350
525	Joliet	415	10,026	0	264	1,424	36	44	0	2	8,730	1,313	22,254
520	Kankakee	332	3,440	0	196	806	127	51	0	4	3,595	169	8,720
501	Kaskaskia	75	376	193	59	119	107	67	2	8	7,906	46	8,958
523	Kishwaukee	77	608	4,122	173	354	246	55	2	4	1,357	251	7,249
532	Lake County	792	13,508	16	1,142	620	1,916	656	124	95	613	7,247	26,729
517	Lake Land	1,701	6,618	0	2,092	1,854	1,158	148	78	22	1	2,084	15,756
536	Lewis & Clark	182	1,495	4,819	117	221	158	48	2	7	284	4,412	11,745
526	Lincoln Land	432	3,630	8,051	262	312	421	67	0	17	1,207	706	15,105
530	Logan	0	6,447	2,168	380	749	12	2	0	0	334	2,997	13,089
528	McHenry	300	3,956	1,809	672	1,087	561	181	10	12	55	2,749	11,392
524	Moraine Valley	805	12,527	7,342	226	543	1,033	215	17	43	159	5,074	27,984
527	Morton	122	2,328	447	55	49	62	24	3	2	644	3,556	7,292
535	Oakton	0	0	6,254	469	595	2,531	827	0	128	16,786	6,167	33,757
505	Parkland	557	9,812	679	256	461	783	262	17	61	3,304	579	16,771
515	Prairie State	220	1,734	1,570	150	142	284	68	3	3	5,301	1,475	10,950
521	Rend Lake	940	5,294	532	366	940	981	262	15	53	64	1,381	10,828
537	Richland	602	3,843	0	180	692	10	2	0	0	45	1,686	7,060
511	Rock Valley	773	6,806	1,024	1,041	1,286	223	55	1	2	1,041	3,300	15,552
518	Sandburg	176	726	0	0	171	219	57	2	6	5,550	134	7,041
506	Sauk Valley	252	2,286	619	261	279	188	73	10	12	537	504	5,021
531	Shawnee	344	2,805	238	219	492	373	112	10	20	381	1,688	6,682
510	South Suburban	94	7,551	5,046	289	556	857	229	10	21	720	2,165	17,538
533	Southeastern	1,353	2,659	310	146	214	225	107	6	20	546	2,551	8,137
522	Southwestern**	934	6,189	9,766	1,159	1,715	1,221	379	22	28	67	4,481	25,961
534	Spoon River	169	1,578	623	24	68	54	12	0	2	4	2,223	4,757
504	Triton	686	9,014	0	548	1,226	0	0	0	0	0	14,726	26,200
516	Waubonsee	705	7,821	0	378	696	1,059	309	19	38	43	6,050	17,118
539	Wood	<u>193</u>	<u>1,746</u>	<u>1,090</u>	<u>224</u>	<u>187</u>	<u>131</u>	<u>34</u>	<u>1</u>	<u>2</u>	<u>8</u>	<u>737</u>	<u>4,353</u>
	TOTALS	26,991	267,682	79,421	16,402	28,093	27,759	8,563	740	1,028	123,925	118,103	698,707

*Dental, Law, Medical, Pharmacy, Theology, Veterinary, etc.

**Formerly Belleville Area College

SOURCE OF DATA: A1 Submission

Illinois Community College Board
Table III-7
SUMMARY OF TRANSFER AND GENERAL STUDIES DEGREES AND CERTIFICATES
AWARDED IN FISCAL YEAR 2004

Dist. No.	District/College	Associate in Arts	Associate in Science	Associate in Arts and Science	Associate in Engineering Science	Associate in Fine Arts	Associate in Liberal Studies & General Ed	Gen Studies Certificates	Grand Total Graduates in Transfer and General Studies Areas
503	Black Hawk	279	79	0	0	0	14	0	372
508	Chicago	(903)	(144)	(0)	(11)	(0)	(65)	(0)	(1,123)
	Daley	153	17	0	5	0	4	0	179
	Kennedy-King	66	2	0	0	0	21	0	89
	Malcolm X	77	25	0	0	0	7	0	109
	Olive-Harvey	104	15	0	0	0	1	0	120
	Truman	76	28	0	0	0	10	0	114
	Washington	162	17	0	1	0	11	0	191
	Wilbur Wright	265	40	0	5	0	11	0	321
507	Danville	1	0	93	8	0	0	0	102
502	DuPage	828	121	0	10	0	122	0	1,081
509	Elgin	338	113	0	10	3	28	0	492
512	Harper	642	37	0	1	3	0	0	683
540	Heartland	441	52	0	2	0	0	0	495
519	Highland	106	55	0	7	0	10	0	178
514	Illinois Central	0	0	577	8	0	103	0	688
529	Illinois Eastern	(10)	(137)	(276)	(0)	(2)	(83)	(0)	(508)
	Frontier	0	23	35	0	0	5	0	63
	Lincoln Trail	2	47	62	0	1	47	0	159
	Olney Central	3	15	129	0	1	8	0	156
	Wabash Valley	5	52	50	0	0	23	0	130
513	Illinois Valley	101	176	0	0	0	11	0	288
525	Joliet	318	39	0	0	0	56	0	413
520	Kankakee	75	38	0	6	3	31	0	153
501	Kaskaskia	138	30	0	0	0	15	0	183
523	Kishwaukee	107	201	0	2	0	0	0	310
532	Lake County	411	84	0	5	1	0	0	501
517	Lake Land	130	189	0	0	0	56	0	375
536	Lewis & Clark	57	255	0	0	1	10	0	323
526	Lincoln Land	230	169	0	6	6	31	6	448
530	Logan	174	161	0	3	0	7	0	345
528	McHenry	33	270	0	1	11	40	0	355
524	Moraine Valley	376	415	0	0	4	0	0	795
527	Morton	65	13	0	0	2	51	0	131
535	Oakton	259	9	0	4	1	0	0	273
505	Parkland	190	283	0	9	8	37	0	527
515	Prairie State	171	29	0	0	1	3	0	204
521	Rend Lake	234	137	0	1	1	0	0	373
537	Richland	90	64	0	3	2	5	1	165
511	Rock Valley	508	80	0	0	0	1	0	589
518	Sandburg	62	39	0	0	0	4	0	105
506	Sauk Valley	49	74	0	3	3	10	0	139
531	Shawnee	115	32	0	0	1	11	0	159
510	South Suburban	129	88	0	1	2	0	0	220
533	Southeastern	88	67	0	2	0	15	0	172
522	Southwestern*	405	199	0	0	6	0	0	610
534	Spoon River	79	57	0	0	0	8	0	144
504	Triton	185	89	0	0	1	28	0	303
516	Waubonsee	137	259	0	0	0	17	5	418
539	Wood	84	79	0	0	0	0	0	163
	TOTALS	8,548	4,363	946	103	62	872	12	14,906

*Formerly Belleville Area College

SOURCE OF DATA: Annual Enrollment & Completion Data (A1)

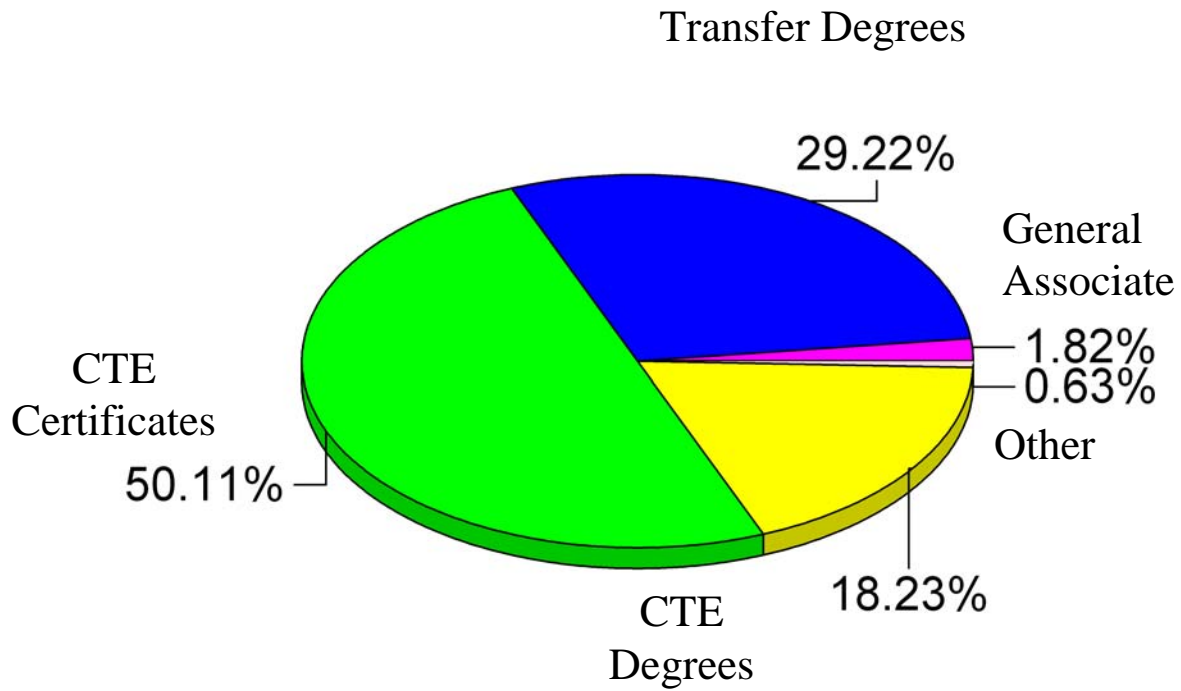


Figure 3. FY 2004 Annual Duplicated Completers in Broad Program Categories

Illinois Community College Board

Table III-8

SUMMARY OF CAREER AND TECHNICAL EDUCATION DEGREES AND CERTIFICATES AWARDED
IN FISCAL YEAR 2004

Dist. No.	District/College	Associate in Applied Science	Certificates of One Year or More	Certificates of Less Than One Year	Vocational Skills Certificates	Total
503	Black Hawk	190	112	71	0	373
508	Chicago	(761)	(599)	(5,334)	(259)	(6,953)
	Daley	154	132	354	0	640
	Kennedy-King	126	123	134	0	383
	Malcolm X	132	69	123	0	324
	Olive-Harvey	104	67	300	0	471
	Truman	83	70	208	259	620
	Washington	87	47	3,718	0	3,852
	Wilbur Wright	75	91	497	0	663
507	Danville	93	42	19	0	154
502	DuPage	702	289	1,265	0	2,256
509	Elgin	242	165	1,109	0	1,516
512	Harper	352	83	310	0	745
540	Heartland	33	37	39	0	109
519	Highland	91	36	43	0	170
514	Illinois Central	410	230	232	6	878
529	Illinois Eastern	(328)	(228)	(352)	(0)	(908)
	Frontier	7	11	104	0	122
	Lincoln Trail	49	89	157	0	295
	Olney Central	181	120	47	0	348
	Wabash Valley	91	8	44	0	143
513	Illinois Valley	126	71	360	0	557
525	Joliet	371	170	52	0	593
520	Kankakee	152	56	80	0	288
501	Kaskaskia	301	173	320	0	794
523	Kishwaukee	115	80	274	0	469
532	Lake County	322	87	855	0	1,264
517	Lake Land	176	428	458	0	1,062
536	Lewis & Clark	181	62	542	0	785
526	Lincoln Land	171	39	765	0	975
530	Logan	204	189	184	22	599
528	McHenry	77	25	330	0	432
524	Moraine Valley	326	73	251	0	650
527	Morton	96	78	73	0	247
535	Oakton	195	95	481	0	771
505	Parkland	418	57	94	0	569
515	Prairie State	123	91	112	0	326
521	Rend Lake	102	260	305	0	667
537	Richland	181	111	87	0	379
511	Rock Valley	224	134	490	0	848
518	Sandburg	175	120	50	0	345
506	Sauk Valley	79	44	253	0	376
531	Shawnee	53	53	11	0	117
510	South Suburban	181	112	1,019	0	1,312
533	Southeastern	65	196	310	1	572
522	Southwestern*	486	304	1,181	0	1,971
534	Spoon River	57	25	54	0	136
504	Triton	362	144	84	0	590
516	Waubensee	137	101	810	0	1,048
539	Wood	<u>88</u>	<u>53</u>	<u>135</u>	<u>0</u>	<u>276</u>
	TOTALS	8,746	5,252	18,794	288	33,080

*Formerly Belleville Area College

** Corrected count

SOURCE OF DATA: A1 Submission

Illinois Community College Board
Table III-9
ANNUAL DUPLICATED COMPLETERS BY ACADEMIC PROGRAM BY COLLEGE
FOR FISCAL YEAR 2004

Dist. No.	District/College	Ag Bus/Mgmt, Gen 12 010101	Ag Bus/Mgmt, Other 12 010199	Ag Mechanics, Gen 12 010201	Ag Production, Gen 12 010301	Ag Anim Husb/Prod Mgmt 12 010302	Animal Trainer 12 010505	Equine Stud/Horse Mgmt 12 010507	Hort Svcs Op & Mgmt, Gen 12 010601	Arboriculture 12 010602	Ornamental Hort 12 010603	Greenhouse Op/Mgmt 12 010604
503	Black Hawk	3	0	5	2	13	0	18	7	0	0	0
508	Chicago	(0)	(0)	(0)	(0)	(0)	(0)	(0)	(0)	(0)	(0)	(0)
	Daley	0	0	0	0	0	0	0	0	0	0	0
	Kennedy-King	0	0	0	0	0	0	0	0	0	0	0
	Malcolm X	0	0	0	0	0	0	0	0	0	0	0
	Olive-Harvey	0	0	0	0	0	0	0	0	0	0	0
	Truman	0	0	0	0	0	0	0	0	0	0	0
	Washington	0	0	0	0	0	0	0	0	0	0	0
	Wilbur Wright	0	0	0	0	0	0	0	0	0	0	0
507	Danville	1	0	1	0	0	0	0	0	0	2	0
502	DuPage	0	0	0	0	0	0	0	22	0	1	1
509	Elgin	0	0	0	0	0	0	0	0	0	0	0
512	Harper	0	0	0	0	0	0	0	5	0	12	0
540	Heartland	0	0	0	0	0	0	0	0	0	0	0
519	Highland	0	0	0	0	0	0	0	0	0	0	0
514	Illinois Central	6	0	15	0	0	0	0	39	0	0	0
529	Illinois Eastern	(8)	(0)	(0)	(8)	(0)	(0)	(0)	(16)	(0)	(0)	(0)
	Frontier	0	0	0	0	0	0	0	0	0	0	0
	Lincoln Trail	0	0	0	0	0	0	0	16	0	0	0
	Olney Central	0	0	0	0	0	0	0	0	0	0	0
	Wabash Valley	8	0	0	8	0	0	0	0	0	0	0
513	Illinois Valley	1	0	0	0	0	0	0	0	0	2	0
525	Joliet	6	0	0	5	0	0	0	28	0	2	0
520	Kankakee	0	0	0	0	0	0	0	0	0	0	0
501	Kaskaskia	9	0	0	0	0	0	0	0	0	0	0
523	Kishwaukee	1	0	39	1	0	0	0	7	0	10	5
532	Lake County	0	0	0	0	0	0	0	0	2	3	0
517	Lake Land	3	0	5	4	0	25	0	59	0	0	0
536	Lewis & Clark	0	0	0	0	0	0	0	0	0	0	0
526	Lincoln Land	0	0	0	9	0	0	0	0	0	0	0
530	Logan	0	0	0	0	0	0	0	0	0	0	0
528	McHenry	0	0	0	0	0	0	0	1	0	3	0
524	Moraine Valley	0	0	0	0	0	0	0	0	0	0	0
527	Morton	0	0	0	0	0	0	0	0	0	0	0
535	Oakton	0	0	0	0	0	0	0	0	0	0	0
505	Parkland	9	1	1	0	5	0	0	0	0	0	0
515	Prairie State	0	0	0	0	0	0	0	0	0	0	0
521	Rend Lake	5	0	19	16	0	0	0	13	0	0	0
537	Richland	2	0	0	0	0	0	0	15	0	0	0
511	Rock Valley	0	0	0	0	0	0	0	0	0	0	0
518	Sandburg	0	0	0	2	0	0	0	0	0	0	0
506	Sauk Valley	0	0	0	0	0	0	0	0	0	0	0
531	Shawnee	0	0	0	0	0	0	0	0	0	0	0
510	South Suburban	0	0	0	0	0	0	2	0	0	0	0
533	Southeastern	0	0	0	0	0	0	0	26	0	0	0
522	Southwestern*	0	0	0	0	0	0	0	24	0	0	0
534	Spoon River	0	0	8	7	0	0	0	0	0	0	0
504	Triton	0	0	0	0	0	0	0	0	0	0	1
516	Waubonsee	0	0	0	0	0	0	0	0	0	0	0
539	Wood	<u>5</u>	<u>0</u>	<u>0</u>	<u>0</u>	<u>0</u>	<u>0</u>	<u>0</u>	<u>3</u>	<u>0</u>	<u>0</u>	<u>0</u>
	TOTALS	59	1	93	54	27	25	20	265	2	35	7

*Formerly Belleville Area College

SOURCE OF DATA: Annual Enrollment & Completion Data (A1)

Illinois Community College Board
Table III-9
ANNUAL DUPLICATED COMPLETERS BY ACADEMIC PROGRAM BY COLLEGE
FOR FISCAL YEAR 2004

Dist. No.	District/College	Landscaping Op & Mgmt 12.010605	Nursery Op/Mgmt 12.010606	Turf Management 12.010607	Ntrl Rsrces Mgmt/Policy 12.030201	Forest Hvst/Prod Tech 12.030401	Wildlife Mgmt 12.030601	Fashion Merch 12.080102	Entrepreneurship 12.080301	Gen Retailing Operations 12.080705	Gen Sales Operations 12.080706	Gen Marketing Operations 12.080708
503	Black Hawk	0	0	0	0	0	0	0	0	21	0	0
508	Chicago	(0)	(0)	(0)	(0)	(0)	(0)	(0)	(0)	(0)	(6)	(0)
	Daley	0	0	0	0	0	0	0	0	0	0	0
	Kennedy-King	0	0	0	0	0	0	0	0	0	0	0
	Malcolm X	0	0	0	0	0	0	0	0	0	0	0
	Olive-Harvey	0	0	0	0	0	0	0	0	0	6	0
	Truman	0	0	0	0	0	0	0	0	0	0	0
	Washington	0	0	0	0	0	0	0	0	0	0	0
	Wilbur Wright	0	0	0	0	0	0	0	0	0	0	0
507	Danville	8	0	0	0	0	0	0	0	0	4	0
502	DuPage	6	0	3	0	0	0	6	2	0	36	0
509	Elgin	0	0	0	0	0	0	0	0	1	5	0
512	Harper	8	0	0	0	0	0	4	0	1	8	0
540	Heartland	0	0	0	0	0	0	0	0	0	0	0
519	Highland	0	0	0	0	0	0	0	0	0	0	0
514	Illinois Central	2	0	1	0	0	0	0	0	2	1	0
529	Illinois Eastern	(0)	(0)	(0)	(0)	(0)	(0)	(0)	(0)	(11)	(7)	(0)
	Frontier	0	0	0	0	0	0	0	0	0	0	0
	Lincoln Trail	0	0	0	0	0	0	0	0	0	0	0
	Olney Central	0	0	0	0	0	0	0	0	1	1	0
	Wabash Valley	0	0	0	0	0	0	0	0	10	6	0
513	Illinois Valley	1	0	0	0	0	0	0	0	0	3	0
525	Joliet	0	1	0	0	0	0	3	0	0	12	0
520	Kankakee	0	0	0	0	0	0	0	0	0	0	0
501	Kaskaskia	0	0	0	0	0	0	0	0	6	0	0
523	Kishwaukee	6	3	5	0	0	0	0	0	2	0	0
532	Lake County	10	0	2	5	0	0	0	0	0	10	0
517	Lake Land	0	0	0	0	0	0	0	3	13	8	0
536	Lewis & Clark	0	0	5	0	0	0	0	0	0	0	0
526	Lincoln Land	6	0	0	0	0	0	0	0	0	0	0
530	Logan	0	0	0	0	0	0	0	0	4	8	0
528	McHenry	5	0	1	0	0	0	0	0	0	2	0
524	Moraine Valley	0	0	0	0	0	0	0	0	6	0	0
527	Morton	0	0	0	0	0	0	0	0	0	0	0
535	Oakton	0	0	0	0	0	0	0	0	0	6	0
505	Parkland	4	0	0	0	0	0	0	0	0	2	0
515	Prairie State	0	0	0	0	0	0	0	0	0	0	0
521	Rend Lake	0	0	0	0	0	0	0	0	0	0	0
537	Richland	0	0	0	0	0	0	0	0	0	0	0
511	Rock Valley	0	0	0	0	0	0	0	0	0	2	0
518	Sandburg	0	0	0	0	0	0	0	0	0	5	0
506	Sauk Valley	0	0	0	0	0	0	0	0	0	15	0
531	Shawnee	0	0	0	0	0	1	0	0	0	0	0
510	South Suburban	0	0	0	0	0	0	1	6	0	1	0
533	Southeastern	0	0	0	0	1	6	0	0	0	0	0
522	Southwestern*	0	0	0	0	0	0	0	0	0	10	12
534	Spoon River	0	0	0	0	0	0	0	0	0	0	0
504	Triton	5	0	0	0	0	0	0	0	0	5	0
516	Waubensee	0	0	0	0	0	0	0	0	1	0	2
539	Wood	0	0	0	0	0	0	0	0	0	0	0
	TOTALS	61	4	17	5	1	7	14	11	68	156	14

*Formerly Belleville Area College

SOURCE OF DATA: Annual Enrollment & Completion Data (A1)

Illinois Community College Board
Table III-9
ANNUAL DUPLICATED COMPLETERS BY ACADEMIC PROGRAM BY COLLEGE
FOR FISCAL YEAR 2004

Dist. No.	District/College	Gen Distribution Operations 12 080709	Rec Prod/Svcs Marketing Op 12 080903	Insurance Marketing Op 12 081001	Travel Services Marketing Op 12 081105	Journalism 12 090401	Radio/TV Broadcasting 12 090701	Educ Media Tech 12 100101	Radio/TV Prod 12 100104	Funeral Services 12 120301	Cosmetologist 12 120403	Massage 12 120405
503	Black Hawk	0	0	0	0	0	0	0	0	0	0	0
508	Chicago	(0)	(0)	(0)	(13)	(0)	(11)	(0)	(0)	(11)	(19)	(0)
	Daley	0	0	0	13	0	0	0	0	0	0	0
	Kennedy-King	0	0	0	0	0	11	0	0	0	0	0
	Malcolm X	0	0	0	0	0	0	0	0	11	0	0
	Olive-Harvey	0	0	0	0	0	0	0	0	0	0	0
	Truman	0	0	0	0	0	0	0	0	0	19	0
	Washington	0	0	0	0	0	0	0	0	0	0	0
	Wilbur Wright	0	0	0	0	0	0	0	0	0	0	0
507	Danville	0	0	0	0	0	0	0	0	0	7	0
502	DuPage	0	0	0	63	0	0	12	0	0	0	31
509	Elgin	0	0	0	3	0	0	0	0	0	0	0
512	Harper	26	0	0	0	2	0	0	0	0	0	0
540	Heartland	0	0	2	0	0	0	0	0	0	0	0
519	Highland	0	0	0	0	0	0	0	0	0	14	0
514	Illinois Central	0	0	0	2	0	0	0	0	0	0	0
529	Illinois Eastern	(0)	(0)	(0)	(0)	(0)	(0)	(0)	(5)	(0)	(20)	(0)
	Frontier	0	0	0	0	0	0	0	0	0	0	0
	Lincoln Trail	0	0	0	0	0	0	0	0	0	0	0
	Olney Central	0	0	0	0	0	0	0	0	0	20	0
	Wabash Valley	0	0	0	0	0	0	0	5	0	0	0
513	Illinois Valley	0	0	0	0	0	0	0	0	0	0	19
525	Joliet	0	0	0	0	0	0	0	0	0	0	0
520	Kankakee	0	0	0	0	0	0	0	0	0	0	0
501	Kaskaskia	0	0	0	0	0	0	0	0	0	27	6
523	Kishwaukee	0	0	0	0	0	0	0	0	0	0	24
532	Lake County	0	0	0	0	0	0	0	0	0	0	0
517	Lake Land	0	0	0	0	0	5	0	0	0	56	11
536	Lewis & Clark	0	0	0	0	0	11	0	0	0	0	0
526	Lincoln Land	0	0	0	0	0	0	0	0	0	0	0
530	Logan	0	0	0	0	0	0	0	0	0	42	0
528	McHenry	0	0	0	0	0	0	0	0	0	0	0
524	Moraine Valley	0	6	0	14	0	0	0	0	0	0	0
527	Morton	0	0	0	0	0	0	0	0	0	0	8
535	Oakton	3	0	0	0	0	0	0	0	0	0	0
505	Parkland	0	0	0	0	0	7	0	0	0	0	8
515	Prairie State	0	0	0	0	0	0	0	0	0	0	0
521	Rend Lake	0	0	0	0	0	0	0	0	0	0	24
537	Richland	0	0	0	0	0	0	0	0	0	0	0
511	Rock Valley	0	0	0	0	0	0	0	0	0	0	0
518	Sandburg	0	0	0	0	0	0	0	0	19	20	0
506	Sauk Valley	0	0	0	0	0	0	0	0	0	0	0
531	Shawnee	0	0	0	0	0	0	0	0	0	7	10
510	South Suburban	0	0	0	0	0	0	0	0	0	0	0
533	Southeastern	0	0	0	0	0	0	0	0	0	14	9
522	Southwestern*	0	0	0	0	0	0	0	0	0	0	73
534	Spoon River	0	0	0	0	0	0	0	0	0	0	0
504	Triton	0	0	0	0	0	0	0	0	0	0	0
516	Waubonsee	0	0	0	1	0	0	0	1	0	0	24
539	Wood	0	0	0	0	0	0	0	0	0	0	0
	TOTALS	29	6	2	96	2	34	12	6	30	226	247

*Formerly Belleville Area College

SOURCE OF DATA: Annual Enrollment & Completion Data (A1)

Illinois Community College Board
Table III-9
ANNUAL DUPLICATED COMPLETERS BY ACADEMIC PROGRAM BY COLLEGE
FOR FISCAL YEAR 2004

Dist. No.	District/College	Nail Technology 12 120408	Baker/Pastry Chef 12 120501	Cul Arts/Chef Trng 12 120503	Food/Bev/Rest Op Mgr 12 120504	Kit Pers/Cook & Asst Trng 12 120505	Teaching ESL 12 131401	Teacher Asst/Aide 12 131501	Architect Engineering Tech 12 150101	Civil Engr Tech 12 150201	Computer Engr Tech 12 150301	Electronic Engr Tech 12 150303
503	Black Hawk	0	0	0	0	0	0	0	1	0	0	
508	Chicago	(0)	(0)	(63)	(0)	(0)	(2)	(0)	(0)	(0)	(0)	
	Daley	0	0	0	0	0	0	0	0	0	0	
	Kennedy-King	0	0	63	0	0	1	0	0	0	0	
	Malcolm X	0	0	0	0	0	0	0	0	0	0	
	Olive-Harvey	0	0	0	0	0	0	0	0	0	0	
	Truman	0	0	0	0	0	0	0	0	0	0	
	Washington	0	0	0	0	0	1	0	0	0	0	
	Wilbur Wright	0	0	0	0	0	0	0	0	0	0	
507	Danville	0	0	0	0	0	0	0	0	0	0	
502	DuPage	0	12	18	3	0	0	0	0	0	2	
509	Elgin	0	51	31	4	0	2	0	0	0	12	
512	Harper	0	3	4	7	0	0	0	0	0	10	
540	Heartland	0	0	0	0	0	0	0	0	0	3	
519	Highland	0	0	0	0	0	0	0	0	0	0	
514	Illinois Central	0	0	24	0	0	0	0	0	0	20	
529	Illinois Eastern	(0)	(0)	(31)	(0)	(0)	(1)	(0)	(0)	(0)	(2)	
	Frontier	0	0	0	0	0	1	0	0	0	0	
	Lincoln Trail	0	0	31	0	0	0	0	0	0	0	
	Olney Central	0	0	0	0	0	0	0	0	0	0	
	Wabash Valley	0	0	0	0	0	0	0	0	0	2	
513	Illinois Valley	0	0	0	0	0	1	0	0	0	7	
525	Joliet	0	0	24	2	0	7	0	0	0	13	
520	Kankakee	0	0	0	0	0	3	3	0	0	2	
501	Kaskaskia	11	0	35	0	0	5	0	0	0	24	
523	Kishwaukee	0	0	0	0	0	0	0	0	0	2	
532	Lake County	0	0	11	14	0	5	0	3	0	5	
517	Lake Land	0	0	42	0	0	14	0	14	8	6	
536	Lewis & Clark	0	0	0	0	0	1	0	0	0	0	
526	Lincoln Land	0	0	3	0	0	3	0	0	0	8	
530	Logan	0	0	0	0	0	0	0	0	0	41	
528	McHenry	0	0	0	0	0	0	0	0	0	6	
524	Moraine Valley	0	0	0	7	0	0	11	0	4	6	
527	Morton	0	0	0	0	0	0	0	0	0	0	
535	Oakton	0	0	0	2	0	0	0	0	0	4	
505	Parkland	0	0	0	9	0	15	0	0	0	1	
515	Prairie State	0	0	0	0	0	9	0	0	0	3	
521	Rend Lake	0	0	27	0	0	0	0	0	59	3	
537	Richland	0	0	0	9	15	0	0	0	0	0	
511	Rock Valley	0	0	0	0	0	0	0	0	0	12	
518	Sandburg	5	0	0	0	0	0	0	0	0	16	
506	Sauk Valley	0	0	0	0	0	0	0	0	0	3	
531	Shawnee	0	0	0	0	0	1	0	0	0	0	
510	South Suburban	0	0	0	0	0	9	0	0	0	13	
533	Southeastern	0	0	19	0	0	0	0	0	0	0	
522	Southwestern*	0	0	20	3	0	0	0	0	0	25	
534	Spoon River	0	0	0	0	0	0	0	0	0	9	
504	Triton	0	3	18	7	0	1	0	0	0	10	
516	Waubensee	0	0	0	0	0	0	0	0	0	7	
539	Wood	0	0	0	1	0	0	0	0	0	1	
	TOTALS	16	69	370	68	15	15	75	3	18	71	276

*Formerly Belleville Area College

SOURCE OF DATA: Annual Enrollment & Completion Data (A1)

Illinois Community College Board
Table III-9
ANNUAL DUPLICATED COMPLETERS BY ACADEMIC PROGRAM BY COLLEGE
FOR FISCAL YEAR 2004

Dist. No.	District/College	Telecom Elec Tech 12 150310	Biomed Engr-Rel Tech 12 150401	Comp Maint Tech 12 150402	Electromech Tech 12 150403	Instrumentation Tech 12 150404	Robotics Tech 12 150405	Fluid Power Tech 12 150410	Automated Manuf Tech 12 150411	Water Quality/Wastewater Tech 12 150506	Envir/Pollution Tech 12 150507	Industrial/Mfg Tech 12 150603
503	Black Hawk	0	0	0	9	0	2	0	1	0	0	2
508	Chicago	(0)	(0)	(0)	(0)	(0)	(0)	(0)	(0)	(0)	(8)	(0)
	Daley	0	0	0	0	0	0	0	0	0	0	0
	Kennedy-King	0	0	0	0	0	0	0	0	0	0	0
	Malcolm X	0	0	0	0	0	0	0	0	0	0	0
	Olive-Harvey	0	0	0	0	0	0	0	0	0	0	0
	Truman	0	0	0	0	0	0	0	0	0	0	0
	Washington	0	0	0	0	0	0	0	0	0	0	0
	Wilbur Wright	0	0	0	0	0	0	0	0	0	8	0
507	Danville	0	0	0	0	0	0	0	0	0	0	1
502	DuPage	0	0	1	0	0	3	0	0	0	0	3
509	Elgin	0	0	0	0	0	0	0	2	0	0	0
512	Harper	0	0	0	0	0	0	0	3	0	0	0
540	Heartland	0	0	0	0	0	0	0	1	0	0	0
519	Highland	0	0	0	0	0	0	0	0	0	0	16
514	Illinois Central	0	0	0	0	0	7	0	0	0	0	5
529	Illinois Eastern	(23)	(0)	(0)	(0)	(0)	(0)	(0)	(0)	(0)	(0)	(3)
	Frontier	0	0	0	0	0	0	0	0	0	0	0
	Lincoln Trail	23	0	0	0	0	0	0	0	0	0	0
	Olney Central	0	0	0	0	0	0	0	0	0	0	0
	Wabash Valley	0	0	0	0	0	0	0	0	0	0	3
513	Illinois Valley	0	0	0	0	0	0	0	1	0	0	0
525	Joliet	0	0	0	0	0	0	0	0	0	0	5
520	Kankakee	0	0	0	0	0	0	0	0	0	0	0
501	Kaskaskia	0	0	0	0	0	0	0	0	0	0	0
523	Kishwaukee	0	0	0	0	0	0	0	2	0	0	0
532	Lake County	0	0	0	0	0	0	0	4	0	0	0
517	Lake Land	5	0	0	3	0	0	0	0	0	0	0
536	Lewis & Clark	0	0	0	0	0	0	0	0	0	0	1
526	Lincoln Land	0	0	0	0	0	0	0	0	0	0	0
530	Logan	0	0	0	0	0	0	0	5	0	0	0
528	McHenry	0	0	0	0	0	0	0	0	0	0	0
524	Moraine Valley	0	0	0	0	6	0	0	1	0	0	0
527	Morton	0	0	0	0	0	0	0	0	0	0	0
535	Oakton	0	0	0	0	0	0	0	22	0	0	0
505	Parkland	0	0	13	0	0	0	0	0	0	0	5
515	Prairie State	0	0	0	0	0	0	0	0	0	0	0
521	Rend Lake	0	0	0	0	0	0	0	0	0	0	0
537	Richland	0	0	0	0	0	0	0	1	0	0	0
511	Rock Valley	0	0	0	0	0	0	6	0	0	0	6
518	Sandburg	0	0	0	0	0	0	0	0	0	0	4
506	Sauk Valley	0	0	0	0	0	0	0	0	0	0	1
531	Shawnee	0	0	0	0	0	0	0	0	0	0	0
510	South Suburban	0	3	0	0	0	0	0	0	0	0	0
533	Southeastern	0	0	0	0	0	0	0	0	0	0	0
522	Southwestern*	0	0	0	0	0	0	0	0	0	0	0
534	Spoon River	0	0	0	0	0	0	0	0	0	0	0
504	Triton	0	0	13	0	0	0	0	4	0	0	0
516	Waubonsee	0	0	5	0	0	1	0	1	1	0	0
539	Wood	0	0	0	0	0	0	0	0	0	0	0
	TOTALS	28	3	32	12	6	13	6	48	1	8	52

*Formerly Belleville Area College

SOURCE OF DATA: Annual Enrollment & Completion Data (A1)

Illinois Community College Board
Table III-9
ANNUAL DUPLICATED COMPLETERS BY ACADEMIC PROGRAM BY COLLEGE
FOR FISCAL YEAR 2004

Dist. No.	District/College	Plastics Technology 12 150607	Quality Control Tech 12 150702	Mechanical Engr/Tech 12 150805	Comp-Aided Design 12 150810	Construct/Bldg Tech 12 151001	Surveying 12 151102	Child Care Prov/Asst 12 200202	Child Care Svcs. Mgmt 12 200203	Fashion/Fabric Consultant 12 200306	Instl Food Wkr/Mgr, Gen 12 200401	Dietician Aide/Asst 12 200404
503	Black Hawk	0	0	0	6	0	0	17	0	0	0	0
508	Chicago	(0)	(0)	(0)	(30)	(0)	(0)	(378)	(0)	(0)	(1,146)	(0)
	Daley	0	0	0	0	0	0	76	0	0	0	0
	Kennedy-King	0	0	0	0	0	0	24	0	0	0	0
	Malcolm X	0	0	0	0	0	0	51	0	0	0	0
	Olive-Harvey	0	0	0	0	0	0	155	0	0	0	0
	Truman	0	0	0	0	0	0	36	0	0	0	0
	Washington	0	0	0	0	0	0	36	0	0	1,146	0
	Wilbur Wright	0	0	0	30	0	0	0	0	0	0	0
507	Danville	0	0	0	3	0	0	0	0	0	0	0
502	DuPage	0	0	0	3	0	0	35	0	9	0	0
509	Elgin	2	0	0	17	0	0	56	0	0	0	0
512	Harper	0	0	0	0	0	0	50	0	13	0	14
540	Heartland	0	0	0	4	0	0	17	0	0	0	0
519	Highland	0	0	0	0	0	0	7	0	0	0	0
514	Illinois Central	0	0	2	0	0	0	37	0	0	0	0
529	Illinois Eastern	(0)	(3)	(0)	(1)	(0)	(0)	(12)	(0)	(0)	(0)	(0)
	Frontier	0	3	0	0	0	0	0	0	0	0	0
	Lincoln Trail	0	0	0	1	0	0	0	0	0	0	0
	Olney Central	0	0	0	0	0	0	0	0	0	0	0
	Wabash Valley	0	0	0	0	0	0	12	0	0	0	0
513	Illinois Valley	0	0	0	14	0	0	6	0	0	0	0
525	Joliet	0	0	4	0	0	0	7	0	0	0	0
520	Kankakee	0	0	0	9	0	0	9	0	0	0	0
501	Kaskaskia	0	0	0	0	0	0	12	0	0	0	0
523	Kishwaukee	0	0	0	20	0	0	5	0	0	0	0
532	Lake County	0	0	4	7	7	0	15	0	0	0	0
517	Lake Land	0	0	0	9	0	0	14	0	0	0	0
536	Lewis & Clark	0	0	0	14	0	0	30	0	0	0	0
526	Lincoln Land	0	0	0	0	0	0	5	0	0	0	2
530	Logan	0	0	0	4	0	0	12	0	0	0	0
528	McHenry	0	0	3	5	0	0	7	0	0	0	0
524	Moraine Valley	0	4	5	13	0	0	13	0	0	0	0
527	Morton	0	0	0	10	0	0	12	0	0	0	0
535	Oakton	0	0	7	28	0	0	51	0	0	0	0
505	Parkland	0	0	0	2	0	2	10	0	0	0	0
515	Prairie State	0	0	1	1	0	0	29	0	0	0	0
521	Rend Lake	0	0	0	2	0	0	13	0	0	0	0
537	Richland	0	0	0	0	0	0	18	0	0	0	0
511	Rock Valley	0	2	0	8	0	0	11	0	0	0	0
518	Sandburg	0	0	2	0	0	0	5	0	0	0	0
506	Sauk Valley	0	1	1	6	0	0	6	0	0	0	0
531	Shawnee	0	0	0	0	0	0	0	0	0	0	0
510	South Suburban	0	0	0	3	0	0	87	0	0	0	0
533	Southeastern	0	0	0	0	0	0	11	0	0	0	0
522	Southwestern*	0	0	0	0	0	0	52	0	0	18	0
534	Spoon River	0	0	0	0	0	0	0	0	0	0	0
504	Triton	0	1	3	8	0	0	31	0	0	0	0
516	Waubonsee	0	0	0	5	0	0	44	5	0	0	0
539	Wood	0	0	0	2	0	0	5	0	0	0	4
	TOTALS	2	11	32	234	7	2	1,129	5	22	1,164	20

*Formerly Belleville Area College

SOURCE OF DATA: Annual Enrollment & Completion Data (A1)

Illinois Community College Board
Table III-9
ANNUAL DUPLICATED COMPLETERS BY ACADEMIC PROGRAM BY COLLEGE
FOR FISCAL YEAR 2004

Dist. No.	District/College	Hm Furn/Equip Inst, Cen 12.200501	Elder Care Prov/Companion 12.200602	Custodian/Caretaker 12.200604	Paralegal/Legal Asst 12.220103	Engl/Tech/Bus Writing 12.231101	Library Assistant 12.250301	Parks/Rec/Leisure Fac Mgmt 12.310301	Health/Phys Ed/Fitness, Cen 12.310501	Chemical Technology 12.410301	Corrections/Corr Admin 12.430102	Law Enfrcmnt/Police Sci 12.430107
503	Black Hawk	1	0	0	2	2	0	0	0	0	0	5
508	Chicago	(0)	(0)	(0)	(0)	(0)	(1)	(0)	(0)	(0)	(0)	(62)
	Daley	0	0	0	0	0	0	0	0	0	0	45
	Kennedy-King	0	0	0	0	0	0	0	0	0	0	0
	Malcolm X	0	0	0	0	0	0	0	0	0	0	0
	Olive-Harvey	0	0	0	0	0	0	0	0	0	0	0
	Truman	0	0	0	0	0	0	0	0	0	0	1
	Washington	0	0	0	0	0	0	0	0	0	0	3
	Wilbur Wright	0	0	0	0	0	1	0	0	0	0	13
507	Danville	0	0	0	0	0	0	0	0	0	0	6
502	DuPage	15	0	0	0	0	49	0	0	0	0	46
509	Elgin	0	0	0	42	0	0	11	0	0	0	13
512	Harper	12	0	0	84	0	0	0	0	0	0	19
540	Heartland	0	0	0	0	0	0	0	0	0	4	0
519	Highland	0	0	0	0	0	0	0	0	0	0	0
514	Illinois Central	0	0	25	21	0	8	0	0	0	0	24
529	Illinois Eastern	(0)	(0)	(52)	(0)	(0)	(0)	(0)	(0)	(0)	(0)	(17)
	Frontier	0	0	0	0	0	0	0	0	0	0	0
	Lincoln Trail	0	0	52	0	0	0	0	0	0	0	0
	Olney Central	0	0	0	0	0	0	0	0	0	0	17
	Wabash Valley	0	0	0	0	0	0	0	0	0	0	0
513	Illinois Valley	0	0	0	0	0	0	0	0	0	0	10
525	Joliet	11	0	0	0	0	0	0	0	0	15	13
520	Kankakee	0	0	0	4	0	0	0	0	0	0	39
501	Kaskaskia	0	0	25	0	0	0	0	0	0	0	38
523	Kishwaukee	0	0	0	0	0	0	0	0	0	0	8
532	Lake County	0	0	0	0	5	7	0	0	2	0	19
517	Lake Land	0	0	87	0	0	0	0	0	0	0	0
536	Lewis & Clark	0	6	4	0	0	0	0	0	0	0	10
526	Lincoln Land	0	0	0	0	0	0	0	0	0	0	39
530	Logan	0	0	0	0	0	0	0	0	0	0	36
528	McHenry	0	0	0	0	0	0	0	15	0	0	3
524	Moraine Valley	0	0	0	0	0	0	1	0	0	0	41
527	Morton	0	0	0	0	0	0	0	0	0	0	11
535	Oakton	0	0	0	0	0	0	0	0	0	0	28
505	Parkland	0	0	0	0	0	0	0	0	0	0	20
515	Prairie State	5	0	0	0	0	0	6	0	0	0	9
521	Rend Lake	0	0	21	0	0	0	0	0	0	2	10
537	Richland	0	0	27	0	0	0	0	0	0	1	11
511	Rock Valley	0	0	0	0	0	0	0	0	0	0	9
518	Sandburg	0	0	32	0	0	0	0	0	0	0	9
506	Sauk Valley	0	0	0	0	0	0	0	0	0	0	4
531	Shawnee	0	0	0	0	0	0	0	0	0	0	4
510	South Suburban	0	0	0	20	0	0	6	0	0	0	11
533	Southeastern	0	0	70	0	0	0	0	0	0	2	8
522	Southwestern*	0	0	0	44	0	0	0	0	6	0	146
534	Spoon River	0	0	0	0	0	0	0	0	0	0	1
504	Triton	3	0	0	0	0	0	8	0	0	0	19
516	Waubensee	0	0	0	0	0	0	0	0	0	0	13
539	Wood	0	0	0	0	0	0	0	0	0	0	1
	TOTALS	47	6	343	217	7	65	32	15	8	24	762

*Formerly Belleville Area College

SOURCE OF DATA: Annual Enrollment & Completion Data (A1)

Illinois Community College Board
Table III-9
ANNUAL DUPLICATED COMPLETERS BY ACADEMIC PROGRAM BY COLLEGE
FOR FISCAL YEAR 2004

Dist. No.	District/College	Security/Loss Prev Svcs 12.430109	Fire Protection Safety Tech 12.430201	Fire Services Admin 12.430202	Firefighting 12.430203	Social Wrk.Srvc 12.440701	Mason & Tilesetter 12.460101	Carpenter 12.460201	Electrician 12.460302	Bldg/Prop Maint Mgr 12.460401	Constr/Cement Mason 12.460402	Constr/Bldg Inspection 12.460403
503	Black Hawk	0	0	0	0	0	0	0	0	0	0	0
508	Chicago	(2)	(11)	(0)	(0)	(9)	(0)	(1)	(0)	(0)	(0)	(0)
	Daley	2	0	0	0	0	0	0	0	0	0	0
	Kennedy-King	0	0	0	0	0	0	1	0	0	0	0
	Malcolm X	0	0	0	0	0	0	0	0	0	0	0
	Olive-Harvey	0	0	0	0	0	0	0	0	0	0	0
	Truman	0	0	0	0	0	0	0	0	0	0	0
	Washington	0	11	0	0	5	0	0	0	0	0	0
	Wilbur Wright	0	0	0	0	4	0	0	0	0	0	0
507	Danville	0	0	0	0	1	0	0	0	0	0	0
502	DuPage	0	36	0	0	7	0	0	0	10	0	0
509	Elgin	0	59	0	0	14	0	0	0	0	0	0
512	Harper	0	9	0	0	0	0	0	0	0	0	4
540	Heartland	0	0	0	0	0	0	0	1	0	0	0
519	Highland	0	0	0	0	0	0	0	0	0	0	0
514	Illinois Central	1	20	0	0	0	0	0	0	0	0	0
529	Illinois Eastern	(0)	(0)	(0)	(2)	(7)	(0)	(0)	(0)	(0)	(0)	(0)
	Frontier	0	0	0	2	0	0	0	0	0	0	0
	Lincoln Trail	0	0	0	0	0	0	0	0	0	0	0
	Olney Central	0	0	0	0	0	0	0	0	0	0	0
	Wabash Valley	0	0	0	0	7	0	0	0	0	0	0
513	Illinois Valley	0	1	0	0	0	0	0	22	0	0	0
525	Joliet	0	9	0	1	0	0	0	6	0	0	0
520	Kankakee	0	0	0	0	0	0	0	0	0	0	0
501	Kaskaskia	0	0	0	0	0	0	6	0	0	0	0
523	Kishwaukee	0	1	0	0	0	0	0	2	1	0	0
532	Lake County	0	10	0	0	2	0	0	0	0	0	0
517	Lake Land	0	0	0	0	15	0	0	0	8	0	0
536	Lewis & Clark	0	172	0	0	0	0	22	0	0	0	0
526	Lincoln Land	85	2	0	4	0	0	0	0	0	0	0
530	Logan	0	0	0	0	0	0	16	0	0	0	0
528	McHenry	0	0	0	46	0	0	0	0	0	0	0
524	Moraine Valley	0	23	1	0	0	0	0	0	0	0	0
527	Morton	0	0	0	0	0	0	0	0	0	0	0
535	Oakton	0	7	0	0	12	0	0	0	2	0	0
505	Parkland	0	9	0	0	6	0	0	0	6	0	0
515	Prairie State	0	1	0	0	0	0	0	27	0	0	0
521	Rend Lake	0	0	2	1	0	0	0	0	0	0	0
537	Richland	0	5	0	0	0	0	0	2	0	0	0
511	Rock Valley	0	0	4	0	13	0	0	41	0	0	0
518	Sandburg	0	0	0	0	1	0	0	0	0	0	0
506	Sauk Valley	0	0	0	0	4	0	0	0	3	0	0
531	Shawnee	0	0	0	0	4	0	0	0	0	0	0
510	South Suburban	0	5	0	0	4	0	0	0	0	0	5
533	Southeastern	0	0	0	1	0	0	0	0	0	0	0
522	Southwestern*	0	13	0	20	12	9	56	16	0	6	0
534	Spoon River	0	0	0	0	0	0	0	0	0	0	0
504	Triton	0	11	0	0	0	0	0	2	0	0	0
516	Waubonsee	0	6	2	5	4	0	0	26	0	0	0
539	Wood	0	10	0	0	0	0	0	0	0	0	0
	TOTALS	88	420	9	80	115	9	101	147	30	6	9

*Formerly Belleville Area College

SOURCE OF DATA: Annual Enrollment & Completion Data (A1)

Illinois Community College Board
Table III-9
ANNUAL DUPLICATED COMPLETERS BY ACADEMIC PROGRAM BY COLLEGE
FOR FISCAL YEAR 2004

Dist. No.	District/College	Painter & Walkover 12.460408	Plumber & Pipefitter 12.460501	Construction Trades 12.461000	Elec Equip Rpr. Cen 12.470101	Comm Syst Install/Rpr 12.470103	Computer Install/Rpr 12.470104	Indust Elect Install/Repair 12.470105	Major Appl Install/Repair 12.470106	Htg/AC/Refrig Mech/Repair 12.470201	Heavy Equip Maint/Repair 12.470302	Indust Mach Maint/Repair 12.470303
503	Black Hawk	0	0	0	0	0	0	0	0	2	0	0
508	Chicago	(0)	(0)	(0)	(5)	(0)	(25)	(0)	(7)	(24)	(0)	(50)
	Daley	0	0	0	0	0	3	0	0	0	0	29
	Kennedy-King	0	0	0	5	0	0	0	0	24	0	0
	Malcolm X	0	0	0	0	0	0	0	0	0	0	0
	Olive-Harvey	0	0	0	0	0	2	0	0	0	0	0
	Truman	0	0	0	0	0	0	0	7	0	0	0
	Washington	0	0	0	0	0	0	0	0	0	0	0
	Wilbur Wright	0	0	0	0	0	20	0	0	0	0	21
507	Danville	0	0	0	0	0	0	5	0	0	0	1
502	DuPage	0	0	0	0	5	36	2	0	33	0	0
509	Elgin	0	0	0	0	0	44	0	0	65	0	0
512	Harper	0	0	0	16	0	0	7	0	35	0	0
540	Heartland	0	0	0	0	0	0	0	0	0	0	1
519	Highland	0	0	0	0	0	4	0	0	0	0	0
514	Illinois Central	0	0	42	0	0	0	0	0	26	0	0
529	Illinois Eastern	(0)	(0)	(0)	(0)	(17)	(13)	(0)	(0)	(0)	(0)	(34)
	Frontier	0	0	0	0	0	8	0	0	0	0	0
	Lincoln Trail	0	0	0	0	17	1	0	0	0	0	0
	Olney Central	0	0	0	0	0	2	0	0	0	0	34
	Wabash Valley	0	0	0	0	0	2	0	0	0	0	0
513	Illinois Valley	0	0	0	0	0	0	0	0	18	0	7
525	Joliet	0	0	3	0	0	0	30	0	7	6	0
520	Kankakee	0	0	0	0	0	2	17	0	3	0	19
501	Kaskaskia	0	0	11	0	0	0	0	0	0	0	21
523	Kishwaukee	0	0	0	0	0	0	0	0	0	0	0
532	Lake County	0	0	0	0	0	24	1	0	244	0	9
517	Lake Land	0	0	71	0	5	0	0	0	15	0	0
536	Lewis & Clark	0	0	0	0	0	30	0	0	0	0	0
526	Lincoln Land	0	0	0	0	0	0	12	0	24	0	0
530	Logan	0	0	0	0	0	6	0	0	4	0	5
528	McHenry	0	0	0	0	0	0	0	0	0	0	0
524	Moraine Valley	0	0	0	0	0	0	0	0	17	0	1
527	Morton	0	0	0	0	0	5	0	0	11	0	0
535	Oakton	0	0	3	0	0	0	0	0	11	0	1
505	Parkland	0	0	18	0	0	0	7	0	0	0	0
515	Prairie State	0	0	0	0	0	4	0	0	21	0	3
521	Rend Lake	0	0	24	0	0	0	0	0	0	4	10
537	Richland	0	0	0	0	0	0	17	0	6	0	2
511	Rock Valley	0	0	13	0	0	6	0	0	0	0	0
518	Sandburg	0	0	0	0	0	0	0	0	0	0	0
506	Sauk Valley	0	0	0	0	10	5	22	0	58	0	0
531	Shawnee	0	0	0	0	0	0	1	0	0	0	0
510	South Suburban	0	0	13	0	0	0	0	0	0	0	0
533	Southeastern	0	0	52	0	0	2	0	0	18	0	3
522	Southwestern*	14	3	17	0	5	7	20	0	50	0	0
534	Spoon River	0	0	0	0	0	16	6	0	0	0	0
504	Triton	0	0	6	0	0	3	0	0	29	0	2
516	Waubonsee	0	0	0	0	0	0	0	0	16	0	3
539	Wood	0	0	0	0	0	0	1	0	0	0	1
	TOTALS	14	3	273	21	42	232	148	7	737	10	173

*Formerly Belleville Area College

SOURCE OF DATA: Annual Enrollment & Completion Data (A1)

Illinois Community College Board
Table III-9
ANNUAL DUPLICATED COMPLETERS BY ACADEMIC PROGRAM BY COLLEGE
FOR FISCAL YEAR 2004

Dist. No.	District/College	Stat Energy Scs Install/Op 12.470501	Automotive Body Repair 12.470603	Automotive Mech/Tech 12.470604	Diesel Engine Mech/Rpr 12.470605	Small Engine Mech/Repair 12.470606	Av Sys/Avionics Maint/Tech 12.470609	Architectural Drafting 12.480102	Elec/Electronic Drafting 12.480104	Mechanical Drafting 12.480105	Graph/Prtng Equip Op. Gen 12.480201	Commercial Art/Graphic Design 12.480203
503	Black Hawk	0	0	9	2	0	0	0	0	0	0	0
508	Chicago	(0)	(3)	(98)	(0)	(0)	(3)	(12)	(0)	(9)	(0)	(0)
	Daley	0	0	0	0	0	3	0	0	0	0	0
	Kennedy-King	0	3	66	0	0	0	0	0	0	0	0
	Malcolm X	0	0	0	0	0	0	0	0	0	0	0
	Olive-Harvey	0	0	0	0	0	0	0	0	0	0	0
	Truman	0	0	32	0	0	0	0	0	3	0	0
	Washington	0	0	0	0	0	0	6	0	0	0	0
	Wilbur Wright	0	0	0	0	0	0	6	0	6	0	0
507	Danville	0	0	0	0	0	0	0	0	0	0	0
502	DuPage	0	0	37	0	0	1	9	0	0	0	0
509	Elgin	0	0	229	0	0	0	0	0	0	0	7
512	Harper	0	0	0	0	0	0	21	0	0	0	0
540	Heartland	0	0	0	0	0	0	0	0	0	0	0
519	Highland	0	4	24	0	0	0	0	0	0	0	0
514	Illinois Central	0	0	33	15	0	0	0	0	0	0	0
529	Illinois Eastern	(0)	(5)	(13)	(15)	(0)	(0)	(2)	(0)	(0)	(0)	(0)
	Frontier	0	0	6	0	0	0	0	0	0	0	0
	Lincoln Trail	0	0	0	0	0	0	2	0	0	0	0
	Olney Central	0	5	7	0	0	0	0	0	0	0	0
	Wabash Valley	0	0	0	15	0	0	0	0	0	0	0
513	Illinois Valley	0	0	5	2	0	0	0	0	0	0	0
525	Joliet	0	0	19	0	0	0	0	0	0	0	0
520	Kankakee	0	0	3	0	0	0	0	0	0	0	0
501	Kaskaskia	0	9	4	0	0	0	10	11	10	5	0
523	Kishwaukee	0	8	20	0	0	0	0	0	0	0	0
532	Lake County	0	0	63	0	0	0	2	0	0	0	0
517	Lake Land	0	33	51	0	2	0	2	0	0	7	0
536	Lewis & Clark	0	0	14	0	0	0	0	0	0	0	0
526	Lincoln Land	0	5	10	0	0	3	3	0	0	0	0
530	Logan	0	16	36	0	0	0	0	0	0	0	0
528	McHenry	0	0	6	0	0	0	0	0	0	0	0
524	Moraine Valley	0	0	8	0	0	0	0	0	2	0	0
527	Morton	0	0	11	0	0	0	0	0	1	0	0
535	Oakton	0	0	7	0	0	0	4	0	0	0	0
505	Parkland	0	4	18	8	0	0	0	0	3	0	0
515	Prairie State	0	0	29	0	0	0	0	0	0	0	0
521	Rend Lake	0	0	58	2	0	0	13	0	0	0	0
537	Richland	4	0	14	0	0	0	0	0	18	0	0
511	Rock Valley	0	0	10	0	0	24	0	0	0	11	0
518	Sandburg	0	2	3	12	0	0	0	0	0	0	0
506	Sauk Valley	0	0	0	0	0	0	0	0	5	0	0
531	Shawnee	0	0	2	0	0	0	0	0	0	0	0
510	South Suburban	0	0	0	1	0	0	1	0	2	0	0
533	Southeastern	0	16	46	27	0	0	0	0	0	0	0
522	Southwestern*	3	11	0	0	0	6	0	0	6	0	0
534	Spoon River	0	0	6	0	0	0	0	0	0	0	0
504	Triton	6	0	37	0	0	0	2	0	2	0	0
516	Waubonsee	0	25	41	0	0	0	4	0	0	0	0
539	Wood	0	0	0	0	0	0	0	0	0	0	0
	TOTALS	13	141	964	84	2	37	85	11	58	23	7

*Formerly Belleville Area College

SOURCE OF DATA: Annual Enrollment & Completion Data (A1)

Illinois Community College Board
Table III-9
ANNUAL DUPLICATED COMPLETERS BY ACADEMIC PROGRAM BY COLLEGE
FOR FISCAL YEAR 2004

Dist. No.	District/College	Mech Typesetting/Comp 12 480205	Lithographer/Platemaker 12 480206	Printing Press Operator 12 480208	Desktop Pub Equip Operator 12 480212	Machinist/Mach Tech 12 480501	Machine Shop Asst 12 480503	Sheet Metal Wkr 12 480506	Tool & Die Mkr/Tech 12 480507	Welder/Welding Tech 12 480508	Numerical Control 12 480520	Prec Metal Wkrs 12 480599
503	Black Hawk	0	0	0	0	0	3	0	0	2	0	0
508	Chicago	(0)	(7)	(0)	(0)	(0)	(20)	(0)	(0)	(1)	(0)	(0)
	Daley	0	0	0	0	0	20	0	0	0	0	0
	Kennedy-King	0	7	0	0	0	0	0	0	1	0	0
	Malcolm X	0	0	0	0	0	0	0	0	0	0	0
	Olive-Harvey	0	0	0	0	0	0	0	0	0	0	0
	Truman	0	0	0	0	0	0	0	0	0	0	0
	Washington	0	0	0	0	0	0	0	0	0	0	0
	Wilbur Wright	0	0	0	0	0	0	0	0	0	0	0
507	Danville	0	0	0	0	0	0	0	0	10	0	0
502	DuPage	1	2	6	42	0	0	0	0	2	0	0
509	Elgin	0	0	0	4	0	0	0	4	9	0	0
512	Harper	0	0	0	0	0	0	0	0	0	0	0
540	Heartland	0	0	0	0	0	0	0	0	0	0	0
519	Highland	0	0	0	0	0	0	0	0	1	0	0
514	Illinois Central	0	3	0	0	0	0	0	0	5	0	0
529	Illinois Eastern	(0)	(0)	(0)	(0)	(0)	(6)	(0)	(0)	(8)	(0)	(0)
	Frontier	0	0	0	0	0	0	0	0	0	0	0
	Lincoln Trail	0	0	0	0	0	0	0	0	0	0	0
	Olney Central	0	0	0	0	0	0	0	0	8	0	0
	Wabash Valley	0	0	0	0	0	6	0	0	0	0	0
513	Illinois Valley	0	0	0	1	0	5	0	0	0	0	0
525	Joliet	0	0	0	4	0	0	0	0	2	0	0
520	Kankakee	0	0	0	0	0	2	0	1	9	0	0
501	Kaskaskia	0	0	0	0	0	3	0	0	3	0	0
523	Kishwaukee	0	0	0	0	0	11	0	2	3	0	0
532	Lake County	0	0	0	2	0	6	0	0	0	0	0
517	Lake Land	0	0	0	12	0	0	0	0	16	0	0
536	Lewis & Clark	0	0	0	0	0	9	0	0	0	0	0
526	Lincoln Land	0	0	0	0	0	0	0	0	10	0	0
530	Logan	0	0	0	0	0	7	0	0	4	0	0
528	McHenry	0	0	0	0	0	1	0	0	0	0	0
524	Moraine Valley	0	0	0	4	0	0	0	0	7	0	0
527	Morton	0	0	0	0	0	0	0	0	0	0	0
535	Oakton	0	0	0	1	0	4	0	0	0	0	0
505	Parkland	0	0	0	2	0	0	0	0	0	0	0
515	Prairie State	0	0	0	0	0	1	0	0	3	0	0
521	Rend Lake	0	0	0	0	0	0	0	0	21	0	0
537	Richland	0	0	0	0	0	5	0	0	0	0	0
511	Rock Valley	0	0	0	0	0	0	7	8	0	0	0
518	Sandburg	0	0	0	6	0	2	0	0	4	1	0
506	Sauk Valley	0	0	0	0	0	1	0	0	0	0	0
531	Shawnee	0	0	0	0	0	0	0	0	1	0	0
510	South Suburban	0	8	0	5	0	9	0	0	0	0	0
533	Southeastern	0	0	0	0	0	0	0	0	7	0	0
522	Southwestern*	0	0	0	8	12	15	11	0	194	0	0
534	Spoon River	0	0	0	0	0	1	0	0	1	0	0
504	Triton	1	20	0	6	0	1	0	1	4	0	0
516	Waubonsee	0	0	0	0	0	4	0	0	0	0	2
539	Wood	0	0	0	0	0	0	0	0	0	0	0
	TOTALS	2	40	6	97	12	116	18	16	327	1	2

*Formerly Belleville Area College

SOURCE OF DATA: Annual Enrollment & Completion Data (A1)

Illinois Community College Board
Table III-9
ANNUAL DUPLICATED COMPLETERS BY ACADEMIC PROGRAM BY COLLEGE
FOR FISCAL YEAR 2004

Dist. No.	District/College	Aircraft Pilot/Navig 12 490102	Aviation Management 12 490104	Aircraft Pilot (Priv) 12 490107	Comm Vehicle Op 12 490205	Railroad Technology 12 490410	Design/Visual Communications 12 500401	Grphic Dsgn/Comm Art/Illus 12 500402	Commercial Photographer 12 500406	Speech/Language Pathology 12 510203	Sign Language Interpreter 12 510205	Community Health Liason 12 510301
503	Black Hawk	0	0	0	12	0	3	0	0	0	0	0
508	Chicago	(0)	(0)	(0)	(2,605)	(10)	(9)	(6)	(0)	(0)	(0)	(0)
	Daley	0	0	0	0	10	0	6	0	0	0	0
	Kennedy-King	0	0	0	0	0	1	0	0	0	0	0
	Malcolm X	0	0	0	0	0	0	0	0	0	0	0
	Olive-Harvey	0	0	0	83	0	0	0	0	0	0	0
	Truman	0	0	0	0	0	0	0	0	0	0	0
	Washington	0	0	0	2,522	0	8	0	0	0	0	0
	Wilbur Wright	0	0	0	0	0	0	0	0	0	0	0
507	Danville	0	0	0	0	0	0	0	0	0	0	0
502	DuPage	0	0	0	0	0	70	0	37	1	0	0
509	Elgin	0	0	0	72	0	23	0	0	0	0	0
512	Harper	0	0	0	0	0	0	0	0	0	8	0
540	Heartland	0	0	0	0	0	0	0	0	0	0	0
519	Highland	0	0	0	0	0	5	0	0	0	0	0
514	Illinois Central	0	0	0	0	0	14	0	0	0	4	0
529	Illinois Eastern	(0)	(0)	(0)	(25)	(0)	(0)	(0)	(0)	(0)	(0)	(0)
	Frontier	0	0	0	0	0	0	0	0	0	0	0
	Lincoln Trail	0	0	0	0	0	0	0	0	0	0	0
	Olney Central	0	0	0	0	0	0	0	0	0	0	0
	Wabash Valley	0	0	0	25	0	0	0	0	0	0	0
513	Illinois Valley	0	0	0	98	0	7	0	0	0	0	0
525	Joliet	0	0	0	0	0	0	0	0	0	0	0
520	Kankakee	0	0	0	0	0	0	0	0	0	0	0
501	Kaskaskia	0	0	0	76	0	0	0	0	0	0	0
523	Kishwaukee	0	0	0	0	0	0	0	0	0	0	0
532	Lake County	0	0	0	0	0	0	0	0	0	0	0
517	Lake Land	0	0	0	0	0	9	0	0	0	0	0
536	Lewis & Clark	0	0	0	0	0	5	0	0	0	0	0
526	Lincoln Land	0	1	0	114	0	0	0	0	0	0	0
530	Logan	0	0	0	0	0	0	0	0	0	10	0
528	McHenry	0	0	0	0	0	0	0	0	0	0	0
524	Moraine Valley	0	0	0	0	0	12	0	0	0	0	0
527	Morton	0	0	0	0	0	0	0	0	0	0	0
535	Oakton	0	0	0	0	0	16	0	1	0	0	0
505	Parkland	0	0	0	0	0	0	8	0	0	0	0
515	Prairie State	0	0	0	0	0	5	0	5	0	0	0
521	Rend Lake	0	0	0	0	0	0	14	0	0	0	0
537	Richland	0	0	0	0	0	10	0	0	0	0	0
511	Rock Valley	0	0	0	0	0	0	0	0	0	0	0
518	Sandburg	0	0	0	0	0	0	0	0	0	0	0
506	Sauk Valley	0	0	0	11	0	0	0	0	0	0	0
531	Shawnee	0	0	0	0	0	0	0	0	0	0	0
510	South Suburban	0	0	0	0	0	0	0	0	0	0	0
533	Southeastern	0	0	0	0	0	0	0	0	0	0	0
522	Southwestern*	4	0	5	0	0	1	0	0	0	2	0
534	Spoon River	0	0	0	22	0	0	1	0	0	0	0
504	Triton	0	0	0	0	0	20	0	0	0	0	0
516	Waubonsee	0	0	0	0	0	15	0	0	0	23	39
539	Wood	0	0	0	64	0	0	0	0	0	0	0
	TOTALS	4	1	5	3,099	10	224	29	43	1	47	39

*Formerly Belleville Area College

SOURCE OF DATA: Annual Enrollment & Completion Data (A1)

Illinois Community College Board
Table III-9
ANNUAL DUPLICATED COMPLETERS BY ACADEMIC PROGRAM BY COLLEGE
FOR FISCAL YEAR 2004

Dist. No.	District/College	Dental Assistant 12.510601	Dental Hygienist 12.510602	Dental Lab Tech 12.510603	Hlth Facility Admin 12.510702	Hlth Unit Coord/Ward Clerk 12.510703	Med Ofc Mgmt 12.510705	Med Records Tech 12.510707	Med Transcription 12.510708	Medical Assistant 12.510801	Occ Therapy Asst 12.510803	Pharmacy Tech/Asst 12.510805
503	Black Hawk	0	0	0	0	0	0	14	9	0	0	0
508	Chicago	(9)	(26)	(0)	(1)	(0)	(0)	(28)	(13)	(0)	(0)	(58)
	Daley	0	0	0	0	0	0	28	0	0	0	18
	Kennedy-King	0	26	0	0	0	0	0	4	0	0	0
	Malcolm X	0	0	0	0	0	0	0	0	0	0	19
	Olive-Harvey	0	0	0	0	0	0	0	0	0	0	21
	Truman	0	0	0	0	0	0	0	0	0	0	0
	Washington	0	0	0	0	0	0	0	0	0	0	0
	Wilbur Wright	9	0	0	1	0	0	0	9	0	0	0
507	Danville	0	0	0	0	0	0	0	0	0	0	0
502	DuPage	0	21	0	5	0	0	12	110	0	5	0
509	Elgin	7	0	0	0	0	0	0	2	0	0	0
512	Harper	0	23	0	0	0	0	0	7	20	0	1
540	Heartland	0	0	0	0	0	0	0	0	0	0	0
519	Highland	0	0	0	0	0	0	0	4	0	0	0
514	Illinois Central	0	19	0	0	0	0	1	7	0	8	0
529	Illinois Eastern	(0)	(0)	(0)	(0)	(0)	(0)	(0)	(10)	(0)	(0)	(0)
	Frontier	0	0	0	0	0	0	0	0	0	0	0
	Lincoln Trail	0	0	0	0	0	0	0	0	0	0	0
	Olney Central	0	0	0	0	0	0	0	10	0	0	0
	Wabash Valley	0	0	0	0	0	0	0	0	0	0	0
513	Illinois Valley	0	0	0	0	0	0	0	0	0	0	0
525	Joliet	0	0	0	0	0	0	20	3	8	0	0
520	Kankakee	0	0	0	0	0	0	0	0	0	0	0
501	Kaskaskia	13	0	0	0	0	0	0	0	0	0	0
523	Kishwaukee	0	0	0	0	0	0	0	7	0	0	0
532	Lake County	0	20	0	0	0	58	0	4	0	0	0
517	Lake Land	0	22	0	0	0	0	0	0	0	0	0
536	Lewis & Clark	22	19	0	0	0	0	0	0	0	5	0
526	Lincoln Land	0	0	0	0	0	0	0	6	0	8	0
530	Logan	24	18	0	0	0	0	3	4	0	6	0
528	McHenry	0	0	0	0	0	0	0	4	0	0	0
524	Moraine Valley	0	0	0	0	0	0	62	0	6	0	0
527	Morton	0	0	0	0	0	0	4	0	0	0	0
535	Oakton	0	0	0	0	0	0	57	3	0	0	43
505	Parkland	0	29	0	0	0	0	0	4	6	8	0
515	Prairie State	0	34	0	0	0	0	0	0	0	0	0
521	Rend Lake	0	0	0	0	0	0	0	9	0	3	0
537	Richland	0	0	0	0	0	0	0	0	0	0	2
511	Rock Valley	0	16	0	0	0	0	0	8	0	0	0
518	Sandburg	0	26	0	0	0	0	0	0	0	0	0
506	Sauk Valley	0	0	0	0	0	0	0	0	0	0	0
531	Shawnee	0	0	0	0	0	0	3	0	0	1	0
510	South Suburban	0	0	0	0	0	0	15	2	17	10	23
533	Southeastern	0	0	0	0	0	0	4	3	0	5	0
522	Southwestern*	0	0	0	0	66	0	10	7	68	0	0
534	Spoon River	0	0	0	0	0	0	0	0	0	0	0
504	Triton	0	0	5	0	0	0	0	0	0	0	0
516	Waubonsee	0	0	0	0	0	0	0	1	19	0	0
539	Wood	0	0	0	0	0	0	0	0	0	0	0
	TOTALS	75	273	5	6	66	58	233	227	144	59	127

*Formerly Belleville Area College

SOURCE OF DATA: Annual Enrollment & Completion Data (A1)

Illinois Community College Board
Table III-9
ANNUAL DUPLICATED COMPLETERS BY ACADEMIC PROGRAM BY COLLEGE
FOR FISCAL YEAR 2004

Dist. No.	District/College	Phys Therapy Asst 12 510806	Physician Assistant 12 510807	Vet Asst/Animal Hlth Tech 12 510808	Cardiovascular Tech 12 510901	Electrocardiograph Tech 12 510902	EEG Tech 12 510903	Emerg Med Tech 12 510904	Nuclear Med Tech 12 510905	Med Radiologic Tech 12 510907	Resp Therapy Tech 12 510908	Surg/Op Room Tech 12 510909
503	Black Hawk	11	0	0	0	0	1	1	0	1	0	0
508	Chicago	(0)	(37)	(0)	(0)	(0)	(0)	(188)	(0)	(44)	(26)	(6)
	Daley	0	0	0	0	0	0	0	0	0	0	0
	Kennedy-King	0	0	0	0	0	0	0	0	0	0	0
	Malcolm X	0	37	0	0	0	0	96	0	23	16	6
	Olive-Harvey	0	0	0	0	0	0	0	0	0	10	0
	Truman	0	0	0	0	0	0	0	0	0	0	0
	Washington	0	0	0	0	0	0	0	0	0	0	0
	Wilbur Wright	0	0	0	0	0	0	92	0	21	0	0
507	Danville	0	0	0	0	0	0	0	0	0	0	0
502	DuPage	9	0	0	0	0	0	280	10	35	11	28
509	Elgin	0	0	0	0	0	0	140	0	0	0	19
512	Harper	0	0	0	15	1	0	0	0	0	0	0
540	Heartland	0	0	0	0	0	0	0	0	0	0	0
519	Highland	0	0	0	0	0	0	0	0	0	0	0
514	Illinois Central	14	0	0	0	0	0	6	0	13	7	27
529	Illinois Eastern	(0)	(0)	(0)	(0)	(0)	(0)	(25)	(0)	(12)	(0)	(0)
	Frontier	0	0	0	0	0	0	22	0	0	0	0
	Lincoln Trail	0	0	0	0	0	0	0	0	0	0	0
	Olney Central	0	0	0	0	0	0	2	0	12	0	0
	Wabash Valley	0	0	0	0	0	0	1	0	0	0	0
513	Illinois Valley	0	0	0	0	0	0	0	0	0	0	0
525	Joliet	0	0	29	0	0	0	2	0	0	0	0
520	Kankakee	0	0	0	0	0	0	3	0	15	4	0
501	Kaskaskia	8	0	0	0	0	0	0	0	44	25	0
523	Kishwaukee	0	0	0	0	0	0	44	0	13	0	0
532	Lake County	0	0	0	0	0	0	7	0	27	0	8
517	Lake Land	1	0	0	0	0	0	1	0	0	0	0
536	Lewis & Clark	0	0	0	0	0	0	0	0	0	0	0
526	Lincoln Land	0	0	0	0	0	0	54	0	14	0	0
530	Logan	0	0	0	0	0	0	0	0	0	0	4
528	McHenry	0	0	0	0	0	0	2	0	0	0	0
524	Moraine Valley	0	0	0	0	0	0	1	0	27	26	0
527	Morton	9	0	0	0	0	0	0	0	0	0	0
535	Oakton	6	0	0	0	0	0	0	0	0	0	0
505	Parkland	0	0	34	0	0	0	9	0	17	14	15
515	Prairie State	0	0	0	0	0	0	0	0	0	0	7
521	Rend Lake	0	0	0	0	0	0	5	0	0	0	1
537	Richland	0	0	0	0	0	0	6	0	12	0	38
511	Rock Valley	0	0	0	0	0	0	0	0	0	7	13
518	Sandburg	0	0	0	0	0	0	0	0	27	0	0
506	Sauk Valley	0	0	0	0	0	0	25	0	17	0	0
531	Shawnee	0	0	0	0	0	0	0	0	0	0	6
510	South Suburban	0	0	0	0	0	0	200	0	39	0	0
533	Southeastern	0	0	0	0	0	0	70	0	0	0	4
522	Southwestern*	11	0	0	0	0	0	4	0	33	10	0
534	Spoon River	0	0	0	0	0	0	0	0	0	0	0
504	Triton	0	0	0	0	0	0	1	19	31	7	16
516	Waubonsee	0	0	0	0	0	0	73	0	0	1	0
539	Wood	0	0	0	0	0	0	1	0	2	0	6
	TOTALS	69	37	63	15	1	1	1,148	29	423	138	198

*Formerly Belleville Area College

SOURCE OF DATA: Annual Enrollment & Completion Data (A1)

Illinois Community College Board
Table III-9
ANNUAL DUPLICATED COMPLETERS BY ACADEMIC PROGRAM BY COLLEGE
FOR FISCAL YEAR 2004

Dist. No.	District/College	Diag Med Sonography 12.510910	Renal Dialysis Tech 12.510911	Comp Tomography 12.510913	Med Lab Tech 12.511004	Alcohol/Drug Abuse Counsel 12.511501	Psych/Mntl Hlth Svcs Tech 12.511502	Dev Disab/Habilitam Aide 12.511504	Nursing (RN) 12.511601	Nursing, Public Health 12.511611	Nursing Refresher Courses 12.511612	Practical Nurse (LPN) 12.511613
503	Black Hawk	0	0	0	0	0	0	0	48	0	0	53
508	Chicago	(0)	(8)	(0)	(109)	(116)	(14)	(0)	(172)	(0)	(0)	(80)
	Daley	0	0	0	44	0	0	0	43	0	0	0
	Kennedy-King	0	0	0	0	40	0	0	32	0	0	64
	Malcolm X	0	8	0	23	0	2	0	9	0	0	0
	Olive-Harvey	0	0	0	10	0	0	0	22	0	0	0
	Truman	0	0	0	0	0	0	0	66	0	0	0
	Washington	0	0	0	0	76	0	0	0	0	0	0
	Wilbur Wright	0	0	0	32	0	12	0	0	0	0	16
507	Danville	0	0	0	0	2	0	0	26	0	0	29
502	DuPage	14	0	0	0	9	1	0	91	0	0	0
509	Elgin	0	0	0	11	7	0	0	59	0	0	66
512	Harper	0	0	0	0	0	0	0	74	0	0	14
540	Heartland	0	0	0	0	0	0	0	10	0	0	20
519	Highland	0	0	0	0	0	0	0	27	0	0	13
514	Illinois Central	0	0	0	16	3	0	0	57	0	0	23
529	Illinois Eastern	(0)	(0)	(0)	(0)	(0)	(0)	(0)	(96)	(0)	(0)	(66)
	Frontier	0	0	0	0	0	0	0	0	0	0	0
	Lincoln Trail	0	0	0	0	0	0	0	0	0	0	0
	Olney Central	0	0	0	0	0	0	0	96	0	0	66
	Wabash Valley	0	0	0	0	0	0	0	0	0	0	0
513	Illinois Valley	0	0	0	0	0	0	0	36	0	0	36
525	Joliet	0	0	0	0	0	0	0	78	0	0	76
520	Kankakee	0	0	0	2	0	0	0	42	0	0	30
501	Kaskaskia	4	0	0	0	0	0	0	66	0	0	39
523	Kishwaukee	0	0	0	0	0	0	0	46	0	0	16
532	Lake County	0	0	0	41	2	0	0	75	0	0	0
517	Lake Land	0	0	0	0	0	0	0	11	0	0	33
536	Lewis & Clark	0	0	0	0	0	0	0	56	0	0	3
526	Lincoln Land	0	0	0	0	0	0	0	60	0	0	17
530	Logan	8	0	0	4	0	0	0	38	0	0	72
528	McHenry	0	0	0	0	0	0	13	0	0	0	0
524	Moraine Valley	0	0	0	0	1	3	0	47	0	0	0
527	Morton	0	0	0	0	0	0	0	39	0	0	34
535	Oakton	0	0	0	6	12	0	0	64	10	41	0
505	Parkland	0	0	0	0	0	0	0	52	0	0	4
515	Prairie State	0	0	0	0	2	3	0	40	0	0	0
521	Rend Lake	0	0	0	3	0	0	0	41	0	0	87
537	Richland	0	0	0	0	0	0	0	27	0	0	13
511	Rock Valley	0	0	0	0	4	0	0	32	0	0	19
518	Sandburg	8	0	0	0	1	0	0	28	0	0	27
506	Sauk Valley	0	0	0	0	0	0	0	10	0	0	10
531	Shawnee	0	0	0	1	1	0	0	22	0	0	26
510	South Suburban	3	0	0	0	2	0	0	72	0	0	21
533	Southeastern	0	0	0	1	0	4	0	10	0	0	33
522	Southwestern*	0	0	0	9	0	0	0	79	0	0	0
534	Spoon River	0	0	0	0	0	0	0	17	0	0	14
504	Triton	34	0	1	0	3	0	0	47	0	0	28
516	Waubonsee	0	0	0	0	6	0	0	50	0	0	0
539	Wood	0	0	0	1	0	0	0	24	0	0	35
	TOTALS	71	8	1	204	171	25	13	1,869	10	41	1,037

*Formerly Belleville Area College

SOURCE OF DATA: Annual Enrollment & Completion Data (A1)

Illinois Community College Board
Table III-9
ANNUAL DUPLICATED COMPLETERS BY ACADEMIC PROGRAM BY COLLEGE
FOR FISCAL YEAR 2004

Dist. No.	District/College	Nurse Assistant/Aide 12.511614	Advanced Nurse Asst 12.511620	Ophthalmic Medical Tech 12.511803	Med Lab Aide/Phleb 12.512602	Therapeutic Rec Asstg 12.512604	Business, General 12.520101	Bus Adm/Mgmt, Gen 12.520201	Pur/Proc/Cont Mgmt 12.520202	Logistics & Materis Mgmt 12.520203	Office Superv/Mgmt 12.520204	Operations Mgmt/Superv 12.520205
503	Black Hawk	25	0	0	0	0	0	0	0	0	3	0
508	Chicago	(468)	(0)	(0)	(0)	(0)	(0)	(83)	(0)	(0)	(0)	(0)
	Daley	54	0	0	0	0	0	48	0	0	0	0
	Kennedy-King	0	0	0	0	0	0	0	0	0	0	0
	Malcolm X	0	0	0	0	0	0	0	0	0	0	0
	Olive-Harvey	87	0	0	0	0	0	4	0	0	0	0
	Truman	134	0	0	0	0	0	4	0	0	0	0
	Washington	0	0	0	0	0	0	4	0	0	0	0
	Wilbur Wright	193	0	0	0	0	0	23	0	0	0	0
507	Danville	0	0	0	0	0	0	0	0	0	1	0
502	DuPage	363	0	0	39	0	0	118	0	0	12	0
509	Elgin	119	0	0	0	0	0	7	0	0	19	0
512	Harper	6	0	0	0	0	0	29	12	0	0	0
540	Heartland	0	0	0	0	0	0	0	0	0	0	0
519	Highland	0	0	0	0	0	0	26	0	0	0	0
514	Illinois Central	21	0	0	0	0	0	52	0	2	1	0
529	Illinois Eastern	(172)	(0)	(0)	(0)	(0)	(0)	(31)	(0)	(0)	(0)	(0)
	Frontier	70	0	0	0	0	0	0	0	0	0	0
	Lincoln Trail	57	0	0	0	0	0	31	0	0	0	0
	Olney Central	34	0	0	0	0	0	0	0	0	0	0
	Wabash Valley	11	0	0	0	0	0	0	0	0	0	0
513	Illinois Valley	201	0	0	0	0	0	7	0	0	0	0
525	Joliet	1	0	0	0	0	0	0	0	0	0	20
520	Kankakee	11	0	0	0	0	0	20	0	0	0	0
501	Kaskaskia	112	0	0	0	0	0	22	0	0	7	0
523	Kishwaukee	111	0	0	0	0	0	4	0	2	0	0
532	Lake County	298	0	0	0	0	0	21	0	0	0	0
517	Lake Land	26	0	0	0	0	0	114	0	0	2	0
536	Lewis & Clark	96	0	0	0	0	0	5	0	0	0	1
526	Lincoln Land	349	0	0	0	0	0	20	0	0	1	0
530	Logan	94	0	0	0	0	0	0	0	0	7	0
528	McHenry	181	0	0	0	0	0	59	0	0	0	13
524	Moraine Valley	0	0	0	74	7	10	28	0	0	0	0
527	Morton	13	0	0	0	0	0	6	0	0	0	0
535	Oakton	112	0	0	24	0	0	0	0	0	0	2
505	Parkland	24	0	0	0	0	0	27	0	0	0	0
515	Prairie State	0	45	0	0	0	0	0	0	0	0	5
521	Rend Lake	89	0	0	0	0	0	25	0	0	0	0
537	Richland	0	0	0	0	0	0	20	0	0	0	0
511	Rock Valley	429	0	0	0	0	0	33	0	0	1	0
518	Sandburg	0	0	0	0	0	0	8	4	0	0	0
506	Sauk Valley	81	0	0	0	0	0	23	0	0	0	0
531	Shawnee	0	0	0	0	0	0	1	0	0	0	0
510	South Suburban	433	0	0	0	0	3	0	0	0	141	0
533	Southeastern	1	0	0	0	0	0	46	0	0	0	0
522	Southwestern*	295	0	0	0	0	0	65	0	0	0	0
534	Spoon River	0	0	0	0	0	0	0	0	0	0	0
504	Triton	5	0	9	0	0	0	18	0	0	0	7
516	Waubonsee	209	0	0	0	0	0	2	0	2	0	0
539	Wood	64	0	0	0	0	0	8	0	0	0	0
	TOTALS	4,409	45	9	137	7	13	928	16	6	195	48

*Formerly Belleville Area College

SOURCE OF DATA: Annual Enrollment & Completion Data (A1)

Illinois Community College Board
Table III-9
ANNUAL DUPLICATED COMPLETERS BY ACADEMIC PROGRAM BY COLLEGE
FOR FISCAL YEAR 2004

Dist. No.	District/College	Accounting 12 520301	Accounting Tech 12 520302	Admin Assst/Sec.Sci, Gen 12 520401	Exec. Assst/Sec 12 520402	Legal Admin Assst/Sec 12 520403	Med Admin Assst/Sec 12 520404	Court Reporter 12 520405	Info Proc/Data Entry Tech 12 520407	Gen Ofc Clerk/Clerk/Type Srvc 12 520408	Business Comm 12 520501	Enterprise Mgmt/Op, Gen 12 520701
503	Black Hawk	0	3	10	0	1	0	0	29	0	0	0
508	Chicago	(0)	(131)	(22)	(0)	(0)	(37)	(0)	(57)	(0)	(0)	(0)
	Daley	0	55	11	0	0	21	0	18	0	0	0
	Kennedy-King	0	0	0	0	0	0	0	0	0	0	0
	Malcolm X	0	8	1	0	0	0	0	0	0	0	0
	Olive-Harvey	0	20	10	0	0	8	0	0	0	0	0
	Truman	0	14	0	0	0	0	0	0	0	0	0
	Washington	0	11	0	0	0	0	0	0	0	0	0
	Wilbur Wright	0	23	0	0	0	8	0	39	0	0	0
507	Danville	0	9	3	8	0	5	0	2	0	0	0
502	DuPage	0	64	58	0	4	0	0	0	0	0	0
509	Elgin	0	10	46	15	2	0	0	9	14	0	1
512	Harper	0	33	7	11	1	0	0	0	7	0	1
540	Heartland	0	0	1	0	0	0	0	4	0	0	4
519	Highland	0	8	7	0	0	0	0	0	4	0	0
514	Illinois Central	0	13	5	0	0	10	0	65	2	0	21
529	Illinois Eastern	(0)	(3)	(20)	(2)	(0)	(7)	(2)	(81)	(0)	(0)	(0)
	Frontier	0	0	5	0	0	0	0	5	0	0	0
	Lincoln Trail	0	0	2	2	0	0	0	51	0	0	0
	Olney Central	0	3	8	0	0	7	0	15	0	0	0
	Wabash Valley	0	0	5	0	0	0	2	10	0	0	0
513	Illinois Valley	0	9	0	0	0	0	0	12	4	0	0
525	Joliet	0	13	16	0	0	0	0	16	0	0	0
520	Kankakee	0	11	14	0	0	0	0	4	0	0	0
501	Kaskaskia	0	24	0	16	0	9	0	12	4	0	0
523	Kishwaukee	0	0	8	0	0	0	0	2	3	0	0
532	Lake County	3	19	47	0	0	1	0	48	0	0	1
517	Lake Land	0	9	20	0	2	13	0	135	4	0	0
536	Lewis & Clark	0	2	8	0	0	51	0	3	5	0	2
526	Lincoln Land	0	3	6	0	0	4	0	15	3	0	0
530	Logan	0	11	0	4	2	8	0	0	3	0	0
528	McHenry	0	8	17	0	1	0	0	7	0	0	4
524	Moraine Valley	0	8	15	5	1	0	0	0	0	0	6
527	Morton	0	1	27	0	0	0	0	19	7	0	0
535	Oakton	0	27	7	3	0	0	0	0	0	0	0
505	Parkland	0	18	10	10	0	0	0	2	0	0	1
515	Prairie State	0	3	5	0	0	0	0	3	0	0	0
521	Rend Lake	0	0	5	0	0	1	0	32	0	0	0
537	Richland	0	0	16	0	0	0	0	22	0	0	0
511	Rock Valley	0	8	10	0	0	12	0	8	0	0	1
518	Sandburg	0	13	15	0	0	9	0	9	4	0	0
506	Sauk Valley	0	21	1	0	2	0	0	13	7	0	0
531	Shawnee	0	3	1	5	1	5	0	0	1	0	0
510	South Suburban	0	34	12	18	0	0	22	4	0	0	5
533	Southeastern	0	8	0	0	0	0	0	28	14	0	0
522	Southwestern*	0	0	27	0	2	1	0	69	0	0	0
534	Spoon River	0	0	7	0	0	0	0	4	1	0	0
504	Triton	0	10	11	6	0	2	2	0	0	0	0
516	Waubonsee	0	17	4	5	0	2	0	12	6	3	1
539	Wood	0	0	15	0	0	10	0	0	0	0	0
	TOTALS	3	554	503	108	19	187	26	726	93	3	48

*Formerly Belleville Area College

SOURCE OF DATA: Annual Enrollment & Completion Data (A1)

Illinois Community College Board
Table III-9
ANNUAL DUPLICATED COMPLETERS BY ACADEMIC PROGRAM BY COLLEGE
FOR FISCAL YEAR 2004

Dist. No.	District/College	Finance, General 12 520801	Banking/Fin Support Svcs 12 520803	Hotel/Motel/Restaur Mgmt 12 520902	Travel-Tourism Mgmt 12 520903	Human Resources Mgmt 12 521001	International Business 12 521101	MIS/Bus Data Proc, Gen 12 521201	Bus Comp Programmer 12 521202	Bus Sys Analysis/Design 12 521203	Bus Sys Netwrg/Telecom 12 521204
503	Black Hawk	0	1	0	0	0	0	0	4	0	7
508	Chicago	(0)	(0)	(0)	(0)	(0)	(0)	(15)	(212)	(0)	(3)
	Daley	0	0	0	0	0	0	0	82	0	1
	Kennedy-King	0	0	0	0	0	0	0	10	0	0
	Malcolm X	0	0	0	0	0	0	0	14	0	0
	Olive-Harvey	0	0	0	0	0	0	9	24	0	0
	Truman	0	0	0	0	0	0	0	43	0	2
	Washington	0	0	0	0	0	0	0	23	0	0
	Wilbur Wright	0	0	0	0	0	0	6	16	0	0
507	Danville	0	0	0	0	0	0	0	13	0	6
502	DuPage	0	0	10	0	0	0	0	211	0	0
509	Elgin	0	0	1	0	0	0	0	20	0	44
512	Harper	0	9	3	0	3	4	0	50	0	27
540	Heartland	0	0	0	0	0	0	24	3	0	10
519	Highland	0	0	0	0	0	0	0	6	0	0
514	Illinois Central	0	8	0	0	0	0	0	5	0	61
529	Illinois Eastern	(0)	(0)	(0)	(0)	(0)	(0)	(0)	(0)	(9)	(5)
	Frontier	0	0	0	0	0	0	0	0	0	0
	Lincoln Trail	0	0	0	0	0	0	0	0	9	0
	Olney Central	0	0	0	0	0	0	0	0	0	0
	Wabash Valley	0	0	0	0	0	0	0	0	0	5
513	Illinois Valley	0	0	0	0	0	0	0	4	0	17
525	Joliet	3	0	0	0	17	0	0	10	0	36
520	Kankakee	0	0	0	0	0	0	0	7	0	0
501	Kaskaskia	0	0	0	0	0	0	0	10	0	12
523	Kishwaukee	0	0	0	0	0	0	0	11	0	0
532	Lake County	0	0	0	0	0	0	0	47	0	34
517	Lake Land	0	0	0	0	0	0	0	4	0	25
536	Lewis & Clark	0	16	0	0	7	0	0	84	0	66
526	Lincoln Land	0	0	1	0	0	0	0	15	0	46
530	Logan	0	0	0	0	0	0	0	11	0	0
528	McHenry	0	0	0	0	0	0	0	12	0	7
524	Moraine Valley	0	0	1	0	10	0	0	52	3	44
527	Morton	0	0	0	0	0	0	0	19	0	0
535	Oakton	0	3	14	0	4	0	0	48	0	50
505	Parkland	0	0	10	0	0	0	3	48	0	21
515	Prairie State	0	1	0	0	0	0	0	10	0	6
521	Rend Lake	0	0	0	0	0	0	0	1	0	2
537	Richland	0	0	0	0	0	0	0	11	4	25
511	Rock Valley	0	0	0	0	0	0	0	14	0	40
518	Sandburg	0	0	0	0	3	0	0	4	0	9
506	Sauk Valley	0	0	0	0	0	0	0	5	0	0
531	Shawnee	0	0	0	0	0	0	0	5	0	4
510	South Suburban	0	0	0	0	0	0	0	14	0	5
533	Southeastern	0	0	0	0	0	0	0	2	0	0
522	Southwestern*	0	2	0	0	0	0	0	150	0	104
534	Spoon River	0	0	0	0	0	0	0	4	0	11
504	Triton	0	0	5	0	0	0	0	17	0	4
516	Waubensee	0	0	0	20	0	0	0	13	0	4
539	Wood	0	0	0	0	0	0	0	1	0	0
	TOTALS	3	40	45	20	44	4	42	1,157	16	735

*Formerly Belleville Area College

SOURCE OF DATA: Annual Enrollment & Completion Data (A1)

Illinois Community College Board
Table III-9
ANNUAL DUPLICATED COMPLETERS BY ACADEMIC PROGRAM BY COLLEGE
FOR FISCAL YEAR 2004

Dist. No.	District/College	Bus Comp Facilities Operator 12 521205	Bus Marketing Mgmt 12 521401	Marketing Research 12 521402	International Bus Marketing 12 521403	Real Estate 12 521501	Associate in Arts	Associate in Arts & Science	Associate in Engineering Science	Associate in Fine Arts	Associate in General Studies
503	Black Hawk	2	0	0	0	0	279	0	0	0	14
508	Chicago	(0)	(0)	(0)	(0)	(64)	(903)	(0)	(11)	(0)	(65)
	Daley	0	0	0	0	10	153	0	5	0	4
	Kennedy-King	0	0	0	0	0	66	0	0	0	21
	Malcolm X	0	0	0	0	0	77	0	0	0	7
	Olive-Harvey	0	0	0	0	0	104	0	0	0	1
	Truman	0	0	0	0	0	76	0	0	0	10
	Washington	0	0	0	0	0	162	0	1	0	11
	Wilbur Wright	0	0	0	0	54	265	0	5	0	11
507	Danville	0	0	0	0	0	1	93	8	0	0
502	DuPage	0	0	0	0	17	828	0	10	0	122
509	Elgin	0	0	0	0	116	338	0	10	3	28
512	Harper	0	0	1	0	1	642	0	1	3	0
540	Heartland	0	0	0	0	0	441	0	2	0	0
519	Highland	0	0	0	0	0	106	0	7	0	10
514	Illinois Central	0	0	0	0	1	0	577	8	0	103
529	Illinois Eastern	(0)	(0)	(0)	(0)	(0)	(10)	(276)	(0)	(2)	(83)
	Frontier	0	0	0	0	0	0	35	0	0	5
	Lincoln Trail	0	0	0	0	0	2	62	0	1	47
	Olney Central	0	0	0	0	0	3	129	0	1	8
	Wabash Valley	0	0	0	0	0	5	50	0	0	23
513	Illinois Valley	0	0	0	0	0	101	0	0	0	11
525	Joliet	0	0	0	0	0	318	0	0	0	56
520	Kankakee	0	0	0	0	0	75	0	6	3	31
501	Kaskaskia	0	0	0	0	0	138	0	0	0	15
523	Kishwaukee	0	0	0	0	14	107	0	2	0	0
532	Lake County	0	0	0	0	0	411	0	5	1	0
517	Lake Land	0	0	0	0	0	130	0	0	0	56
536	Lewis & Clark	0	0	0	0	0	57	0	0	1	10
526	Lincoln Land	0	0	0	0	5	230	0	6	6	31
530	Logan	0	0	0	0	0	174	0	3	0	7
528	McHenry	0	0	0	0	0	33	0	1	11	40
524	Moraine Valley	0	0	0	0	0	376	0	0	4	0
527	Morton	0	0	0	0	0	65	0	0	2	51
535	Oakton	0	10	0	2	3	259	0	4	1	0
505	Parkland	0	0	0	0	0	190	0	9	8	37
515	Prairie State	0	0	0	0	0	171	0	0	1	3
521	Rend Lake	0	0	0	0	0	234	0	1	1	0
537	Richland	0	1	0	0	0	90	0	3	2	5
511	Rock Valley	0	0	0	0	0	508	0	0	0	1
518	Sandburg	0	0	0	0	0	62	0	0	0	4
506	Sauk Valley	5	0	0	0	0	49	0	3	3	10
531	Shawnee	0	0	0	0	0	115	0	0	1	11
510	South Suburban	0	1	0	0	1	129	0	1	2	0
533	Southeastern	0	0	0	0	0	88	0	2	0	15
522	Southwestern*	0	0	0	0	0	405	0	0	6	0
534	Spoon River	0	0	0	0	0	79	0	0	0	8
504	Triton	0	0	0	0	9	185	0	0	1	28
516	Waubonsee	0	0	0	0	272	137	0	0	0	17
539	Wood	0	0	0	0	0	84	0	0	0	0
	TOTALS	7	12	1	2	503	8,548	946	103	62	872

*Formerly Belleville Area College

SOURCE OF DATA: Annual Enrollment & Completion Data (A1)

Illinois Community College Board
Table III-9
ANNUAL DUPLICATED COMPLETERS BY ACADEMIC PROGRAM BY COLLEGE
FOR FISCAL YEAR 2004

Dist. No.	District/College	Associate in Science	General Studies	Vocational Skills	Total
503	Black Hawk	79	0	0	745
508	Chicago	(144)	(0)	(259)	(8,076)
	Daley	17	0	0	819
	Kennedy-King	2	0	0	472
	Malcolm X	25	0	0	433
	Olive-Harvey	15	0	0	591
	Truman	28	0	259	734
	Washington	17	0	0	4,043
	Wilbur Wright	40	0	0	984
507	Danville	0	0	0	256
502	DuPage	121	0	0	3,337
509	Elgin	113	0	0	2,008
512	Harper	37	0	0	1,428
540	Heartland	52	0	0	604
519	Highland	55	0	0	348
514	Illinois Central	0	0	6	1,566
529	Illinois Eastern	(137)	(0)	(0)	(1,416)
	Frontier	23	0	0	185
	Lincoln Trail	47	0	0	454
	Olney Central	15	0	0	504
	Wabash Valley	52	0	0	273
513	Illinois Valley	176	0	0	845
525	Joliet	39	0	0	1,006
520	Kankakee	38	0	0	441
501	Kaskaskia	30	0	0	977
523	Kishwaukee	201	0	0	779
532	Lake County	84	0	0	1,765
517	Lake Land	189	0	0	1,437
536	Lewis & Clark	255	0	0	1,108
526	Lincoln Land	169	6	0	1,423
530	Logan	161	0	22	944
528	McHenry	270	0	0	787
524	Moraine Valley	415	0	0	1,445
527	Morton	13	0	0	378
535	Oakton	9	0	0	1,044
505	Parkland	283	0	0	1,096
515	Prairie State	29	0	0	530
521	Rend Lake	137	0	0	1,040
537	Richland	64	1	0	544
511	Rock Valley	80	0	0	1,437
518	Sandburg	39	0	0	450
506	Sauk Valley	74	0	0	515
531	Shawnee	32	0	0	276
510	South Suburban	88	0	0	1,532
533	Southeastern	67	0	1	744
522	Southwestern*	199	0	0	2,581
534	Spoon River	57	0	0	280
504	Triton	89	0	0	893
516	Waubonsee	259	5	0	1,466
539	Wood	<u>79</u>	<u>0</u>	<u>0</u>	<u>439</u>
	TOTALS	4,363	12	288	47,986

*Formerly Belleville Area College

SOURCE OF DATA: Annual Enrollment & Completion Data (A1)

Illinois Community College Board
Table III-10
SUMMARY OF ADULT EDUCATION COMPLETIONS
AWARDED IN FISCAL YEAR 2004 BY COMMUNITY COLLEGE DISTRICT

Dist. No.	District/College	Adult Basic Education Levels Completed**	Adult Secondary Education Levels Completed**	English As A Second Language Levels Completed**	Total
501	Kaskaskia	56	14	27	97
502	DuPage	377	39	1,737	2,153
503	Black Hawk	257	38	328	623
504	Triton	157	7	692	856
505	Parkland	117	8	118	243
506	Sauk Valley	19	7	18	44
507	Danville	104	13	11	128
508	Chicago	2,440	227	4,212	6,879
509	Elgin	69	9	645	723
510	South Suburban	287	44	393	724
511	Rock Valley	121	16	170	307
512	Harper	194	19	341	554
513	Illinois Valley	101	31	84	216
514	Illinois Central	88	20	34	142
515	Prairie State	329	51	188	568
516	Waubonsee	70	5	1,179	1,254
517	Lake Land	42	9	7	58
518	Sandburg	97	7	9	113
519	Highland	92	16	29	137
520	Kankakee	153	16	110	279
521	Rend Lake	83	15	0	98
522	Southwestern*	480	82	52	614
523	Kishwaukee	86	14	101	201
524	Moraine Valley	271	58	588	917
525	Joliet	107	21	387	515
526	Lincoln Land	90	12	47	149
527	Morton	181	16	705	902
528	McHenry	73	12	266	351
529	Illinois Eastern	76	17	0	93
530	Logan	220	30	0	250
531	Shawnee	52	16	16	84
532	Lake County	123	10	544	677
533	Southeastern	55	12	0	67
534	Spoon River	81	20	7	108
535	Oakton	285	14	1,232	1,531
536	Lewis & Clark	153	19	7	179
537	Richland	123	16	17	156
539	Wood	42	16	4	62
540	Heartland	<u>54</u>	<u>10</u>	<u>16</u>	<u>80</u>
	Totals	7,805	1,006	14,321	23,132

Education Levels: ABE Beginning Literacy (GLE 0-1.9), ABE Beginning (GLE 2-3.9), ABE Low Intermediate (GLE 4-5.9), ABE High Intermediate (GLE 6-8.9), ASE Low Advanced (GLE 9-10.9), ASE High Advanced (GLE 11-12), ESL Beginning Literacy, ESL Beginning, ESL Low Intermediate, ESL High Intermediate, ESL Low Advanced, ESL High Advanced.

* Formerly Belleville Area College

** ABE and ASE levels based on test scores from TABE 7-8 and TABE 9-10. ESL levels based on test scores from BEST Lite, BEST Plus, or CELSA.

SOURCE OF DATA: Restricted and Unrestricted Fund Data in STAIRS.

Illinois Community College Board
Table III-11
SUMMARY OF HIGH SCHOOL COMPLETIONS
AWARDED IN FISCAL YEAR 2004 BY COMMUNITY COLLEGE DISTRICT

Dist. No.	District	Passed GED Exam*	Alternative High School Diploma Awarded	Total High School Completions
503	Black Hawk	143	28	171
508	Chicago	837	0	837
507	Danville	60	0	60
502	DuPage	216	1	217
509	Elgin	93	0	93
512	Harper	47	0	47
540	Heartland	156	0	156
519	Highland	100	0	100
514	Illinois Central	80	0	80
529	Illinois Eastern	112	0	112
513	Illinois Valley	59	0	59
525	Joliet	128	22	150
520	Kankakee	86	0	86
501	Kaskaskia	92	0	92
523	Kishwaukee	74	0	74
532	Lake County	180	0	180
517	Lake Land	110	0	110
536	Lewis & Clark	86	0	86
526	Lincoln Land	119	0	119
530	Logan	106	13	119
528	McHenry	92	0	92
524	Moraine Valley	180	0	180
527	Morton	41	0	41
535	Oakton	18	59	77
505	Parkland	77	0	77
515	Prairie State	48	61	109
521	Rend Lake	91	0	91
537	Richland	62	0	62
511	Rock Valley	103	0	103
518	Sandburg	361	0	361
506	Sauk Valley	69	0	69
531	Shawnee	24	35	59
510	South Suburban	50	0	50
533	Southeastern	109	0	109
522	Southwestern	409	0	409
534	Spoon River	35	4	39
504	Triton	59	4	63
516	Waubonsee	127	0	127
539	Wood	<u>60</u>	<u>0</u>	<u>60</u>
	TOTALS	4,899	227	5,126

* Completeness of the GED count is based on matches between student SSN identifiers in college and ETS data. Upcoming changes in the GED exam contributed to the substantial increases over the previous year.

SOURCES OF DATA: ISBE Adult Education Data, STAIRS Self-Reported Data, and ICCB Annual Enrollment and Completions (A1) Data for GED completions at selected colleges.

Illinois Community College Board
Table III-12
SUMMARY OF ANNUAL UNDUPLICATED HEADCOUNT ENROLLMENT BY ETHNIC ORIGIN
IN GENERAL ASSOCIATE PROGRAMS, FISCAL YEAR 2004

Dist. No.	District/College	Asian or Pacific Islander	American Indian or Alaskan	Black Non- Hispanic	Hispanic	White Non- Hispanic	Non- Resident Alien	All Other or No Indication	Total
503	Black Hawk	0	0	1	3	12	0	0	16
508	Chicago	(1,651)	(78)	(3,204)	(4,489)	(4,416)	(4)	(0)	(13,842)
	Daley	12	2	69	94	30	0	0	207
	Kennedy-King	7	0	107	5	0	0	0	119
	Malcolm X	43	3	636	125	27	0	0	834
	Olive-Harvey	2	1	352	26	6	0	0	387
	Truman	335	13	493	480	591	3	0	1,915
	Washington	412	12	794	484	429	0	0	2,131
	Wilbur Wright	840	47	753	3,275	3,333	1	0	8,249
507	Danville	0	0	0	0	0	0	0	0
502	DuPage	19	1	22	26	215	0	3	286
509	Elgin	60	4	41	128	855	4	0	1,092
512	Harper	0	0	0	0	0	0	0	0
540	Heartland	0	0	0	0	0	0	0	0
519	Highland	0	0	6	1	37	1	0	45
514	Illinois Central	79	22	924	194	4,392	36	0	5,647
529	Illinois Eastern	(21)	(2)	(245)	(69)	(706)	(1)	(0)	(1,044)
	Frontier	0	0	0	1	88	0	0	89
	Lincoln Trail	7	2	230	58	251	0	0	548
	Olney Central	1	0	5	0	220	1	0	227
	Wabash Valley	13	0	10	10	147	0	0	180
513	Illinois Valley	1	1	2	9	210	0	10	233
525	Joliet	2	0	20	18	255	1	0	296
520	Kankakee	0	0	27	2	93	1	0	123
501	Kaskaskia	3	3	32	5	648	1		692
523	Kishwaukee	0	0	0	0	0	0	0	0
532	Lake County	0	0	0	0	0	0	0	0
517	Lake Land	12	7	453	111	952	3	0	1,538
536	Lewis & Clark	2	2	81	2	457	1	0	545
526	Lincoln Land	24	2	87	16	1,293	1	0	1,423
530	Logan	0	1	3	1	36	0	0	41
528	McHenry	1	1	2	8	216	0	0	228
524	Moraine Valley	0	0	0	0	0	0	0	0
527	Morton	1	0	4	41	27	1	0	74
535	Oakton	0	0	0	0	0	0	0	0
505	Parkland	12	5	93	21	333	57	0	521
515	Prairie State	0	0	7	2	10	0	0	19
521	Rend Lake	0	0	0	0	0	0	0	0
537	Richland	1	0	12	0	40	0	0	53
511	Rock Valley	2	0	7	3	34	0	0	46
518	Sandburg	0	0	1	0	32	0	0	33
506	Sauk Valley	0	0	2	1	12	0	0	15
531	Shawnee	0	1	73	2	170	0	0	246
510	South Suburban	0	0	0	0	0	0	0	0
533	Southeastern	0	0	6	1	3	0	0	10
522	Southwestern*	0	1	0	0	2	0	0	3
534	Spoon River	5	1	12	2	382	0	0	402
504	Triton	177	2	676	489	1,281	3	0	2,628
516	Waubonsee	15	3	54	199	461	2	0	734
539	Wood	0	0	0	0	1	0	0	1
	TOTALS	2,088	137	6,097	5,843	17,581	117	13	31,876

*Formerly Belleville Area College

SOURCE OF DATA: Annual Enrollment & Completion Data (A1)

Illinois Community College Board
Table III-13
SUMMARY OF ANNUAL UNDUPLICATED HEADCOUNT ENROLLMENT BY ETHNIC ORIGIN
IN BACCALAUREATE TRANSFER PROGRAMS, FISCAL YEAR 2004

Dist. No.	District/College	Asian or Pacific Islander	American Indian or Alaskan	Black Non- Hispanic	Hispanic	White Non- Hispanic	Non- Resident Alien	All Other or No Indication	Total
503	Black Hawk	58	29	372	451	4,964	0	0	5,874
508	Chicago	(2,458)	(204)	(16,060)	(7,202)	(11,971)	(30)	(0)	(37,925)
	Daley	117	26	2,328	2,357	953	2	0	5,783
	Kennedy-King	8	11	2,530	33	14	0	0	2,596
	Malcolm X	116	23	2,945	483	152	0	0	3,719
	Olive-Harvey	15	16	2,807	219	50	0	0	3,107
	Truman	831	36	1,431	1,113	1,778	0	0	5,189
	Washington	742	69	3,462	1,390	1,828	0	0	7,491
	Wilbur Wright	156	7	200	475	500	0	0	1,338
507	Danville	31	6	208	41	1,914	1	0	2,201
502	DuPage	2,832	57	1,132	1,484	15,839	0	311	21,655
509	Elgin	473	16	357	1,132	6,696	28	0	8,702
512	Harper	1,496	22	419	919	8,467	58	1,013	12,394
540	Heartland	119	22	441	124	4,945	12	1	5,664
519	Highland	22	6	107	24	1,592	2	0	1,753
514	Illinois Central	129	24	592	141	6,558	44	0	7,488
529	Illinois Eastern	(76)	(7)	(188)	(65)	(5,573)	(9)	(0)	(5,918)
	Frontier	2	1	2	2	1,607	0	0	1,614
	Lincoln Trail	26	3	40	15	981	3	0	1,068
	Olney Central	14	0	12	3	1,267	6	0	1,302
	Wabash Valley	34	3	134	45	1,718	0	0	1,934
513	Illinois Valley	25	2	25	93	2,007	0	74	2,226
525	Joliet	199	31	993	768	8,606	20	0	10,617
520	Kankakee	33	9	220	58	2,029	3	0	2,352
501	Kaskaskia	24	13	147	35	2,854	4	0	3,077
523	Kishwaukee	212	11	646	316	3,247	10	0	4,442
532	Lake County	633	52	921	1,298	8,958	228	0	12,090
517	Lake Land	16	10	328	120	5,141	38	0	5,653
536	Lewis & Clark	42	22	322	51	5,472	20	0	5,929
526	Lincoln Land	84	12	331	103	5,239	19	0	5,788
530	Logan	86	13	520	76	5,672	0	0	6,367
528	McHenry	108	14	36	279	5,406	44	0	5,887
524	Moraine Valley	293	28	870	874	10,852	196	0	13,113
527	Morton	62	2	107	1,678	723	44	0	2,616
535	Oakton	2,164	22	562	708	8,905	0	0	12,361
505	Parkland	445	29	933	231	6,240	313	0	8,191
515	Prairie State	58	32	2,063	337	1,871	20	134	4,515
521	Rend Lake	15	13	139	21	3,305	1	0	3,494
537	Richland	29	9	567	50	2,714	2	0	3,371
511	Rock Valley	208	35	550	400	6,554	25	0	7,772
518	Sandburg	21	6	121	60	2,024	8	0	2,240
506	Sauk Valley	33	6	31	149	2,015	0	0	2,234
531	Shawnee	12	7	190	13	1,279	0	0	1,501
510	South Suburban	54	17	2,627	344	1,456	15	0	4,513
533	Southeastern	15	10	1,523	221	2,007	3	0	3,779
522	Southwestern*	197	59	1,734	227	9,011	9	0	11,237
534	Spoon River	65	7	113	20	1,772	11	0	1,988
504	Triton	234	16	1,311	1,059	4,596	12	0	7,228
516	Waubonsee	101	29	254	636	4,128	0	0	5,148
539	Wood	<u>22</u>	<u>5</u>	<u>88</u>	<u>26</u>	<u>2,572</u>	<u>7</u>	<u>0</u>	<u>2,720</u>
	TOTALS	12,711	898	37,791	20,702	188,478	1,208	1,533	263,321

*Formerly Belleville Area College

SOURCE OF DATA: Annual Enrollment & Completion Data (A1)

Illinois Community College Board

Table III-14

SUMMARY OF ANNUAL UNDUPLICATED HEADCOUNT ENROLLMENT BY ETHNIC ORIGIN
IN CAREER AND TECHNICAL EDUCATION PROGRAMS, FISCAL YEAR 2004

Dist. No.	District/College	Asian or Pacific Islander	American Indian or Alaskan	Black Non- Hispanic	Hispanic	White Non- Hispanic	Non- Resident Alien	All Other or No Indication	Total
503	Black Hawk	16	15	200	158	2,069	0	0	2,458
508	Chicago	(1,775)	(125)	(8,115)	(2,873)	(3,056)	(0)	(0)	(15,944)
	Daley	56	9	840	1,067	702	0	0	2,674
	Kennedy-King	51	22	2,465	88	104	0	0	2,730
	Malcolm X	99	14	1,153	127	137	0	0	1,530
	Olive-Harvey	10	12	1,040	89	20	0	0	1,171
	Truman	188	10	357	255	267	0	0	1,077
	Washington	1,246	49	2,066	821	1,434	0	0	5,616
	Wilbur Wright	125	9	194	426	392	0	0	1,146
507	Danville	10	6	237	33	1,338	0	0	1,624
502	DuPage	1,603	32	921	1,010	10,434	0	159	14,159
509	Elgin	331	16	340	743	3,324	17	0	4,771
512	Harper	1,222	25	422	688	5,815	46	635	8,853
540	Heartland	10	4	72	13	634	0	0	733
519	Highland	14	8	169	15	1,365	0	0	1,571
514	Illinois Central	72	24	501	96	4,533	27	0	5,253
529	Illinois Eastern	(26)	(30)	(327)	(207)	(14,148)	(1)	(0)	(14,739)
	Frontier	1	1	1	0	527	0	0	530
	Lincoln Trail	2	3	188	38	372	0	0	603
	Olney Central	1	2	1	2	1,090	1	0	1,097
	Wabash Valley	22	24	137	167	12,159	0	0	12,509
513	Illinois Valley	21	8	24	137	2,358	0	80	2,628
525	Joliet	177	11	847	520	5,718	11	0	7,284
520	Kankakee	21	10	389	70	2,037	0	0	2,527
501	Kaskaskia	19	26	290	54	3,979	3	0	4,371
523	Kishwaukee	18	5	71	114	1,316	2	0	1,526
532	Lake County	528	47	1,046	1,503	5,569	328	0	9,021
517	Lake Land	15	15	594	177	3,399	9	0	4,209
536	Lewis & Clark	16	16	209	39	3,847	4	0	4,131
526	Lincoln Land	16	9	199	47	2,527	6	0	2,804
530	Logan	45	17	237	55	3,457	1	0	3,812
528	McHenry	51	7	20	163	2,448	10	0	2,699
524	Moraine Valley	164	28	1,273	844	8,245	87	0	10,641
527	Morton	43	6	86	1,281	705	41	0	2,162
535	Oakton	849	10	334	387	3,516	0	0	5,096
505	Parkland	142	30	974	241	4,406	157	0	5,950
515	Prairie State	41	21	1,613	277	1,421	7	128	3,508
521	Rend Lake	17	15	312	74	1,899	0	0	2,317
537	Richland	11	4	294	22	1,607	2	0	1,940
511	Rock Valley	104	15	392	210	3,158	10	0	3,889
518	Sandburg	9	12	176	86	2,359	3	0	2,645
506	Sauk Valley	8	10	22	116	1,250	0	0	1,406
531	Shawnee	4	5	333	9	748	0	0	1,099
510	South Suburban	116	30	4,812	583	3,031	24	0	8,596
533	Southeastern	8	5	396	73	1,256	0	0	1,738
522	Southwestern*	123	57	1,932	155	9,464	8	0	11,739
534	Spoon River	5	2	10	3	601	1	0	622
504	Triton	284	16	1,400	1,079	3,729	9	0	6,517
516	Waubensee	122	30	346	841	3,560	2	0	4,901
539	Wood	<u>5</u>	<u>7</u>	<u>57</u>	<u>9</u>	<u>1,121</u>	<u>4</u>	<u>0</u>	<u>1,203</u>
	TOTALS	8,061	759	29,992	15,005	135,447	820	1,002	191,086

*Formerly Belleville Area College

SOURCE OF DATA: Annual Enrollment & Completion Data (A1)

Illinois Community College Board
Table III-15
SUMMARY OF ANNUAL UNDUPLICATED HEADCOUNT ENROLLMENT BY ETHNIC ORIGIN
IN GENERAL STUDIES PROGRAMS, FISCAL YEAR 2004

Dist. No.	District/College	Asian or Pacific Islander	American Indian or Alaskan	Black Non- Hispanic	Hispanic	White Non- Hispanic	Non- Resident Alien	All Other or No Indication	Total
503	Black Hawk	0	0	1	0	1	0	0	2
508	Chicago	(4)	(2)	(104)	(17)	(3)	(0)	(0)	(130)
	Daley	1	1	14	14	2	0	0	32
	Kennedy-King	1	0	25	1	0	0	0	27
	Malcolm X	1	0	50	1	0	0	0	52
	Olive-Harvey	0	0	5	0	0	0	0	5
	Truman	1	1	1	0	1	0	0	4
	Washington	0	0	3	1	0	0	0	4
	Wilbur Wright	0	0	6	0	0	0	0	6
507	Danville	0	0	0	0	0	0	0	0
502	DuPage	923	10	194	336	6,987	0	417	8,867
509	Elgin	0	0	2	0	1	0	0	3
512	Harper	0	0	0	0	0	0	0	0
540	Heartland	0	0	0	0	0	0	0	0
519	Highland	7	1	11	1	717	0	0	737
514	Illinois Central	4	0	12	5	242	2	0	265
529	Illinois Eastern	(0)	(0)	(0)	(0)	(0)	(0)	(0)	(0)
	Frontier	0	0	0	0	0	0	0	0
	Lincoln Trail	0	0	0	0	0	0	0	0
	Olney Central	0	0	0	0	0	0	0	0
	Wabash Valley	0	0	0	0	0	0	0	0
513	Illinois Valley	14	2	7	40	1,060	0	82	1,205
525	Joliet	4	0	11	10	274	0	0	299
520	Kankakee	1	0	33	12	512	0	0	558
501	Kaskaskia	5	1	25	32	178	1	0	242
523	Kishwaukee	3	1	1	8	94	1	0	108
532	Lake County	21	2	38	42	270	7	0	380
517	Lake Land	0	0	0	0	0	0	0	0
536	Lewis & Clark	0	0	0	0	0	0	0	0
526	Lincoln Land	0	0	2	0	17	0	0	19
530	Logan	0	0	0	0	4	0	0	4
528	McHenry	0	0	0	0	0	0	0	0
524	Moraine Valley	0	0	0	0	0	0	0	0
527	Morton	1	0	0	5	28	1	0	35
535	Oakton	9	0	12	6	84	0	0	111
505	Parkland	0	0	0	0	0	0	0	0
515	Prairie State	13	2	137	117	74	0	32	375
521	Rend Lake	0	0	0	0	0	0	0	0
537	Richland	1	0	8	2	106	0	0	117
511	Rock Valley	0	0	0	0	0	0	0	0
518	Sandburg	0	0	0	0	1	0	0	1
506	Sauk Valley	0	0	0	0	0	0	0	0
531	Shawnee	1	0	34	1	349	0	0	385
510	South Suburban	0	0	0	0	0	0	0	0
533	Southeastern	3	1	1	1	363	0	0	369
522	Southwestern*	0	1	7	1	52	0	0	61
534	Spoon River	0	0	0	0	0	0	0	0
504	Triton	0	0	0	0	1	0	0	1
516	Waubonsee	27	4	46	112	778	0	0	967
539	Wood	<u>2</u>	<u>0</u>	<u>1</u>	<u>2</u>	<u>133</u>	<u>0</u>	<u>0</u>	<u>138</u>
	TOTALS	1,043	27	687	750	12,329	12	531	15,379

*Formerly Belleville Area College

SOURCE OF DATA: Annual Enrollment & Completion Data (A1)

Illinois Community College Board
Table III-16
SUMMARY OF ANNUAL UNDUPLICATED HEADCOUNT ENROLLMENT BY ETHNIC ORIGIN
IN VOCATIONAL PROGRAMS, FISCAL YEAR 2004

Dist. No.	District/College	Asian or Pacific Islander	American Indian or Alaskan	Black Non- Hispanic	Hispanic	White Non- Hispanic	Non- Resident Alien	All Other or No Indication	Total
503	Black Hawk	26	15	143	156	1,944	0	0	2,284
508	Chicago	(311)	(34)	(2,249)	(1,284)	(921)	(0)	(0)	(4,799)
	Daley	12	5	226	370	126	0	0	739
	Kennedy-King	5	3	502	17	7	0	0	534
	Malcolm X	19	8	640	81	43	0	0	791
	Olive-Harvey	3	3	438	46	12	0	0	502
	Truman	140	5	149	246	206	0	0	746
	Washington	36	4	138	47	51	0	0	276
	Wilbur Wright	96	6	156	477	476	0	0	1,211
507	Danville	34	5	143	27	3,147	1	0	3,357
502	DuPage	238	4	68	84	2,192	0	55	2,641
509	Elgin	27	0	60	81	260	0	0	428
512	Harper	0	0	0	0	0	0	0	0
540	Heartland	28	3	66	27	634	4	0	762
519	Highland	5	1	63	11	845	0	0	925
514	Illinois Central	6	1	10	0	182	2	0	201
529	Illinois Eastern	(18)	(4)	(12)	(24)	(5,278)	(0)	(0)	(5,336)
	Frontier	18	3	12	23	4,864	0	0	4,920
	Lincoln Trail	0	0	0	0	1	0	0	1
	Olney Central	0	0	0	0	59	0	0	59
	Wabash Valley	0	1	0	1	354	0	0	356
513	Illinois Valley	0	0	0	0	0	0	0	0
525	Joliet	11	4	455	55	679	0	0	1,204
520	Kankakee	17	3	141	31	1,505	1	0	1,698
501	Kaskaskia	0	0	0	0	2	0	0	2
523	Kishwaukee	0	0	0	1	10	0	0	11
532	Lake County	38	1	50	73	511	17	0	690
517	Lake Land	91	27	188	43	3,387	10	0	3,746
536	Lewis & Clark	0	1	13	4	261	2	0	281
526	Lincoln Land	38	8	328	48	3,565	7	0	3,994
530	Logan	14	3	24	7	1,953	1	0	2,002
528	McHenry	0	0	0	0	0	0	0	0
524	Moraine Valley	6	1	47	21	693	2	0	770
527	Morton	2	0	2	47	53	1	0	105
535	Oakton	176	7	107	146	11,733	0	0	12,169
505	Parkland	32	7	59	8	718	23	0	847
515	Prairie State	4	4	263	21	230	0	284	806
521	Rend Lake	41	11	76	94	4,423	5	0	4,650
537	Richland	2	1	6	0	978	0	0	987
511	Rock Valley	25	8	150	97	1,662	0	0	1,942
518	Sandburg	7	4	24	24	1,471	11	0	1,541
506	Sauk Valley	10	3	19	42	908	0	0	982
531	Shawnee	12	12	293	20	2,315	0	0	2,652
510	South Suburban	23	9	919	274	1,136	10	0	2,371
533	Southeastern	7	13	309	60	1,506	1	0	1,896
522	Southwestern*	0	0	5	1	11	0	0	17
534	Spoon River	8	5	37	11	1,154	0	0	1,215
504	Triton	8	2	132	236	2,524	5	0	2,907
516	Waubensee	1	3	7	43	148	0	0	202
539	Wood	0	0	0	0	2	0	0	2
	TOTALS	1,266	204	6,468	3,101	58,941	103	339	70,422

*Formerly Belleville Area College

SOURCE OF DATA: Annual Enrollment & Completion Data (A1)

Illinois Community College Board
Table III-17
SUMMARY OF ANNUAL UNDUPLICATED HEADCOUNT ENROLLMENT BY ETHNIC ORIGIN
IN ADULT BASIC EDUCATION PROGRAMS, FISCAL YEAR 2004

Dist. No.	District/College	Asian or Pacific <u>Islander</u>	American Indian or <u>Alaskan</u>	Black Non- <u>Hispanic</u>	<u>Hispanic</u>	White Non- <u>Hispanic</u>	Non- Resident <u>Alien</u>	All Other or No <u>Indication</u>	<u>Total</u>
503	Black Hawk	5	6	224	119	518	0	0	872
508	Chicago	(123)	(83)	(8,184)	(2,545)	(462)	(12)	(0)	(11,409)
	Daley	5	2	232	746	60	1	0	1,046
	Kennedy-King	13	17	2,481	127	59	1	0	2,698
	Malcolm X	13	30	2,545	310	37	3	0	2,938
	Olive-Harvey	4	18	2,266	168	13	0	0	2,469
	Truman	61	11	384	333	110	3	0	902
	Washington	2	1	130	25	12	0	0	170
	Wilbur Wright	25	4	146	836	171	4	0	1,186
507	Danville	2	0	121	12	154	0	0	289
502	DuPage	51	3	72	168	144	0	6	444
509	Elgin	24	0	82	266	94	1	0	467
512	Harper	41	3	80	369	103	0	36	632
540	Heartland	0	2	5	0	25	0	0	32
519	Highland	1	1	88	11	188	0	0	289
514	Illinois Central	7	1	138	16	282	5	0	449
529	Illinois Eastern	(3)	(0)	(3)	(1)	(495)	(0)	(0)	(502)
	Frontier	0	0	0	1	155	0	0	156
	Lincoln Trail	0	0	3	0	142	0	0	145
	Olney Central	3	0	0	0	187	0	0	190
	Wabash Valley	0	0	0	0	11	0	0	11
513	Illinois Valley	7	2	8	40	184	0	19	260
525	Joliet	6	2	311	180	239	4	0	742
520	Kankakee	5	4	275	391	279	4	0	958
501	Kaskaskia	1	2	35	9	241	3	0	291
523	Kishwaukee	6	2	34	52	112	0	0	206
532	Lake County	19	4	161	282	319	21	0	806
517	Lake Land	1	0	3	4	286	0	0	294
536	Lewis & Clark	1	7	117	8	263	4	0	400
526	Lincoln Land	2	1	119	15	312	1	0	450
530	Logan	3	2	113	28	306	1	0	453
528	McHenry	11	3	15	154	149	1	0	333
524	Moraine Valley	6	3	80	74	198	2	0	363
527	Morton	5	0	5	350	40	4	0	404
535	Oakton	233	1	20	205	501	0	0	960
505	Parkland	6	5	182	37	186	4	0	420
515	Prairie State	5	4	418	58	126	0	53	664
521	Rend Lake	4	1	10	1	64	0	0	80
537	Richland	1	0	168	5	149	0	0	323
511	Rock Valley	24	3	176	118	306	1	0	628
518	Sandburg	1	1	1	1	39	0	0	43
506	Sauk Valley	3	1	10	36	94	0	0	144
531	Shawnee	3	2	121	15	118	0	0	259
510	South Suburban	4	4	691	61	61	1	0	822
533	Southeastern	0	0	49	10	194	0	0	253
522	Southwestern*	26	13	962	38	535	1	0	1,575
534	Spoon River	2	8	14	5	231	0	0	260
504	Triton	12	4	348	284	157	3	0	808
516	Waubonsee	8	8	192	378	165	0	0	751
539	Wood	<u>0</u>	<u>0</u>	<u>20</u>	<u>4</u>	<u>122</u>	<u>0</u>	<u>0</u>	<u>146</u>
	TOTALS	662	186	13,655	6,350	8,441	73	114	29,481

*Formerly Belleville Area College

SOURCE OF DATA: Annual Enrollment & Completion Data (A1)

Illinois Community College Board
Table III-18
SUMMARY OF ANNUAL UNDUPLICATED HEADCOUNT ENROLLMENT BY ETHNIC ORIGIN
IN ADULT SECONDARY EDUCATION, FISCAL YEAR 2004

Dist. No.	District/College	Asian or Pacific Islander	American Indian or Alaskan	Black Non- Hispanic	Hispanic	White Non- Hispanic	Non- Resident Alien	All Other or No Indication	Total
503	Black Hawk	2	8	98	64	415	0	0	587
508	Chicago	(61)	(40)	(2,945)	(3,411)	(357)	(3)	(0)	(6,817)
	Daley	3	3	110	654	53	1	0	824
	Kennedy-King	3	4	863	92	4	0	0	966
	Malcolm X	10	7	1,071	817	34	0	0	1,939
	Olive-Harvey	0	4	543	225	6	0	0	778
	Truman	28	13	210	1,051	86	0	0	1,388
	Washington	2	2	84	23	8	0	0	119
	Wilbur Wright	15	7	64	549	166	2	0	803
507	Danville	1	1	34	5	117	0	0	158
502	DuPage	43	2	93	334	348	0	14	834
509	Elgin	13	2	70	325	212	1	0	623
512	Harper	16	1	38	91	170	5	20	341
540	Heartland	5	2	36	14	175	0	0	232
519	Highland	2	1	21	13	225	0	0	262
514	Illinois Central	2	4	40	12	263	4	0	325
529	Illinois Eastern	(0)	(0)	(2)	(1)	(278)	(1)	(0)	(282)
	Frontier	0	0	0	0	141	0	0	141
	Lincoln Trail	0	0	0	0	0	0	0	0
	Olney Central	0	0	1	1	96	1	0	99
	Wabash Valley	0	0	1	0	41	0	0	42
513	Illinois Valley	6	7	7	105	362	0	31	518
525	Joliet	1	2	103	93	156	0	0	355
520	Kankakee	2	2	125	48	282	0	0	459
501	Kaskaskia	2	0	17	3	203	1	0	226
523	Kishwaukee	2	2	27	69	259	0	0	359
532	Lake County	9	4	128	156	163	12	0	472
517	Lake Land	0	0	3	2	250	0	0	255
536	Lewis & Clark	2	3	55	2	341	1	0	404
526	Lincoln Land	3	0	39	7	284	0	0	333
530	Logan	4	1	71	10	323	1	0	410
528	McHenry	2	2	11	144	268	0	0	427
524	Moraine Valley	11	5	101	227	517	26	0	887
527	Morton	1	0	2	49	15	2	0	69
535	Oakton	26	0	22	105	231	0	0	384
505	Parkland	3	11	92	20	292	2	0	420
515	Prairie State	1	3	200	70	101	1	60	436
521	Rend Lake	2	0	15	5	251	0	0	273
537	Richland	2	0	56	5	137	0	0	200
511	Rock Valley	3	6	59	132	250	0	0	450
518	Sandburg	0	7	71	34	381	0	0	493
506	Sauk Valley	1	0	8	17	112	0	0	138
531	Shawnee	6	7	85	14	345	0	0	457
510	South Suburban	1	1	290	35	59	2	0	388
533	Southeastern	0	0	12	4	75	0	1	92
522	Southwestern*	11	13	317	31	586	1	0	959
534	Spoon River	1	5	7	1	230	1	0	245
504	Triton	12	2	221	609	347	13	0	1,204
516	Waubonsee	3	5	123	483	754	0	0	1,368
539	Wood	<u>1</u>	<u>1</u>	<u>6</u>	<u>3</u>	<u>110</u>	<u>0</u>	<u>0</u>	<u>121</u>
	TOTALS	263	150	5,650	6,753	10,244	77	125	23,263

*Formerly Belleville Area College

SOURCE OF DATA: Annual Enrollment & Completion Data (A1)

Illinois Community College Board

Table III-19

SUMMARY OF ANNUAL UNDUPLICATED HEADCOUNT ENROLLMENT BY ETHNIC ORIGIN
IN ENGLISH AS A SECOND LANGUAGE PROGRAMS, FISCAL YEAR 2004

Dist. No.	District/College	Asian or Pacific Islander	American Indian or Alaskan	Black Non- Hispanic	Hispanic	White Non- Hispanic	Non- Resident Alien	All Other or No Indication	Total
503	Black Hawk	32	0	145	499	108	0	0	784
508	Chicago	(1,931)	(42)	(618)	(24,967)	(5,936)	(142)	(0)	(33,636)
	Daley	23	4	6	5,469	645	17	0	6,164
	Kennedy-King	163	1	19	648	6	1	0	838
	Malcolm X	336	17	41	2,601	556	6	0	3,557
	Olive-Harvey	7	0	68	831	11	1	0	918
	Truman	1,299	12	461	11,976	2,659	80	0	16,487
	Washington	6	0	3	7	4	0	0	20
	Wilbur Wright	97	8	20	3,435	2,055	37	0	5,652
507	Danville	3	1	1	45	7	0	0	57
502	DuPage	1,073	6	94	3,217	1,489	0	60	5,939
509	Elgin	116	4	18	3,068	178	9	0	3,393
512	Harper	486	4	17	2,524	486	1	131	3,649
540	Heartland	55	0	5	29	17	0	1	107
519	Highland	9	1	2	120	16	0	0	148
514	Illinois Central	36	0	4	13	17	1	0	71
529	Illinois Eastern	(30)	(0)	(2)	(5)	(8)	(0)	(0)	(45)
	Frontier	19	0	0	0	1	0	0	20
	Lincoln Trail	0	0	0	0	0	0	0	0
	Olney Central	0	0	0	0	0	0	0	0
	Wabash Valley	11	0	2	5	7	0	0	25
513	Illinois Valley	14	1	0	226	10	0	29	280
525	Joliet	30	5	14	1,296	110	2	0	1,457
520	Kankakee	0	0	1	41	3	0	0	45
501	Kaskaskia	0	10	0	41	6	0	0	57
523	Kishwaukee	46	1	7	515	28	0	0	597
532	Lake County	162	5	15	1,851	867	370	0	3,270
517	Lake Land	7	1	0	29	21	3	0	61
536	Lewis & Clark	4	0	0	3	2	46	0	55
526	Lincoln Land	38	0	1	123	126	6	0	294
530	Logan	0	0	0	0	0	0	0	0
528	McHenry	41	1	2	1,592	169	13	0	1,818
524	Moraine Valley	81	2	16	548	1,367	196	0	2,210
527	Morton	22	1	3	1,656	123	22	0	1,827
535	Oakton	420	3	15	816	1,422	0	0	2,676
505	Parkland	36	1	28	169	41	147	0	422
515	Prairie State	24	0	17	536	30	1	19	627
521	Rend Lake	10	0	0	1	3	0	0	14
537	Richland	28	0	1	31	9	0	0	69
511	Rock Valley	80	1	10	592	139	3	0	825
518	Sandburg	5	0	0	34	6	0	0	45
506	Sauk Valley	8	0	2	81	11	0	0	102
531	Shawnee	17	2	4	51	9	0	0	83
510	South Suburban	21	1	13	777	29	4	0	845
533	Southeastern	0	0	0	0	0	0	0	0
522	Southwestern*	98	0	3	202	65	2	0	370
534	Spoon River	21	0	0	1	2	1	0	25
504	Triton	59	1	23	2,827	1,984	13	0	4,907
516	Waubensee	38	7	32	2,743	227	0	0	3,047
539	Wood	<u>10</u>	<u>0</u>	<u>0</u>	<u>9</u>	<u>2</u>	<u>1</u>	<u>0</u>	<u>22</u>
	TOTALS	5,091	101	1,113	51,278	15,073	983	240	73,879

*Formerly Belleville Area College

SOURCE OF DATA: Annual Enrollment & Completion Data (A1)

Section IV

FINANCIAL DATA

Presented in this section are financial data on audited revenues and expenditures, chargeback computations, local tax rates, tuition and fees, and state aid grants.

Tables IV-1 through IV-3 give historical data for annual enrollments, ICCB grants to colleges, and net instructional unit costs.

Table IV-4 lists the fiscal year 2004 net instructional unit cost for each community college district for unrestricted costs only.

Tables IV-5 and IV-6 shows the fiscal year 2004 reimbursable credit hours for funded instructional categories and the total reimbursable credit hours for each community college district for all costs and unrestricted costs only. Reimbursable credit hours are those hours which qualify for state funding.

Tables IV-7 and IV-8 list the state grants received by each community college district during fiscal year 2004 and fiscal year 2005 for each category of grants.

Table IV-9 shows the per capita costs per credit hour, the chargeback rate, and tuition and fee rates for each community college district. Colleges are limited by law to a tuition rate that does not exceed one-third of their per capita costs.

Table IV-10 lists the total 2003 operating tax extensions and the corporate personal property replacement tax paid to each community college district in 2004.

Table IV-11 itemizes each college's 2003 tax levy rates for the Education Fund; Operations and Maintenance Fund; Bond and Interest Fund; Liability, Protection, and Settlement Fund; Audit Fund; and Other Funds.

Tables IV-12 and IV-13 detail the fiscal year 2004 net instructional unit cost for funded instructional categories for each community college district for all costs and restricted costs only.

Tables IV-14 through IV-16 show operating revenues by source and operating expenditures by object and function for the Education and Operation and Maintenance Funds as reported in the districts' fiscal year 2004 external audits.

Tables IV-17 through IV-18 present total current funds revenues by source of funds and expenditures by function for each public community college district as reported in the districts' fiscal year 2004 external audit.

Table IV-19 provides data on energy costs for each college for fiscal year 2004.

Illinois Community College Board
Table IV-1
ANNUAL FTE STUDENTS*
FISCAL YEAR 1994 THROUGH FISCAL YEAR 2004

Dist. No.	District/College	Annual FY 1994 FTE	Annual FY 1995 FTE	Annual FY 1996 FTE	Annual FY 1997 FTE	Annual FY 1998 FTE	Annual FY 1999 FTE	Annual FY 2000 FTE	Annual FY 2001 FTE	Annual FY 2002 FTE	Annual FY 2003 FTE	Annual FY 2004 FTE
503	Black Hawk	5,194	4,969	5,080	5,110	4,951	4,847	4,667	4,647	4,846	4,803	4,812
508	Chicago	52,403	47,708	45,887	45,748	45,180	44,087	40,789	40,818	41,103	42,233	41,486
507	Danville	1,937	1,736	1,665	1,629	1,629	1,543	1,473	1,442	1,546	1,631	1,712
502	DuPage	14,024	13,890	13,836	13,702	13,748	13,867	14,229	14,301	15,229	15,968	16,618
509	Elgin	4,688	4,585	4,628	4,678	4,754	4,869	4,885	5,135	5,095	5,231	5,672
512	Harper	7,970	7,641	7,413	7,540	7,707	7,704	7,807	7,448	7,781	8,078	8,718
540	Heartland	—	1,378	1,603	1,743	1,831	1,938	2,202	2,255	2,493	2,739	2,730
519	Highland	1,796	1,707	1,563	1,546	1,560	1,509	1,641	1,700	1,638	1,672	1,752
514	Illinois Central	6,319	6,144	6,231	6,275	6,422	6,430	6,328	6,238	6,332	6,716	7,122
529	Illinois Eastern	4,423	4,452	4,404	4,603	4,733	4,615	4,566	4,689	4,771	5,021	5,202
513	Illinois Valley	2,572	2,468	2,348	2,423	2,378	2,440	2,547	2,551	2,530	2,596	2,693
525	Joliet	5,578	5,534	5,709	5,811	5,965	5,987	6,202	6,231	6,637	7,225	7,458
520	Kankakee	2,829	2,917	3,070	2,936	2,861	2,651	2,696	2,567	2,549	2,902	3,025
501	Kaskaskia	2,520	2,476	2,354	2,251	2,204	2,270	2,184	2,124	2,366	2,783	3,404
523	Kishwaukee	1,838	1,856	1,912	1,749	1,878	1,868	2,134	2,187	2,309	2,451	2,530
532	Lake County	5,870	5,807	5,887	5,942	6,089	6,010	6,218	6,218	6,687	7,153	7,532
517	Lake Land	3,276	3,141	3,283	3,389	3,738	3,988	4,419	4,601	4,795	5,115	5,442
536	Lewis & Clark	2,852	2,719	2,797	2,864	2,918	2,987	3,032	3,054	3,181	3,354	3,537
526	Lincoln Land	4,335	4,565	4,584	4,622	4,313	4,189	4,357	4,196	4,644	4,450	4,483
530	Logan	3,379	3,580	3,622	3,555	3,664	3,612	3,824	3,899	3,847	4,084	4,338
528	McHenry	2,499	2,531	2,716	2,707	2,789	2,778	2,948	3,026	3,228	3,444	3,559
541	Metropolitan	—	802	613	625	688	—	—	—	—	—	—
524	Moraine Valley	7,406	7,140	7,040	7,058	7,187	7,341	7,546	7,808	8,311	8,676	9,580
527	Morton	1,845	1,807	1,762	1,955	2,080	2,068	2,083	2,194	2,303	2,541	2,517
535	Oakton	6,289	6,031	6,367	6,070	5,872	5,855	6,567	7,000	7,404	6,896	6,994
505	Parkland	5,139	4,955	4,881	4,752	4,807	4,786	4,850	4,860	5,182	5,737	5,924
515	Prairie State	2,840	2,718	2,746	2,809	2,851	2,865	2,726	2,703	2,826	2,888	2,860
521	Rend Lake	2,219	2,335	2,301	2,296	2,238	2,174	2,321	2,310	2,435	2,451	2,805
537	Richland	2,064	1,869	1,775	1,782	1,829	1,855	1,771	1,880	2,010	2,283	2,134
511	Rock Valley	4,369	4,170	4,141	4,072	4,082	4,248	4,349	4,329	4,903	5,292	5,484
518	Sandburg	1,636	1,729	1,825	1,852	1,847	1,926	1,883	1,984	2,015	2,251	2,392
506	Sauk Valley	1,567	1,503	1,487	1,486	1,454	1,396	1,435	1,423	1,704	1,666	1,601
531	Shawnee	1,400	1,353	1,357	1,282	1,296	1,314	1,359	1,387	1,581	1,623	1,667
510	South Suburban	4,984	4,574	4,437	4,168	4,187	4,099	4,021	3,938	4,166	4,574	4,997
533	Southeastern	2,300	2,277	2,147	2,025	1,960	1,890	1,971	1,903	1,871	1,839	1,908
522	Southwestern	7,393	7,056	6,991	6,870	6,819	6,852	7,061	7,078	7,444	7,701	8,093
534	Spoon River	1,274	1,187	1,204	1,206	1,132	1,085	1,083	1,075	1,148	1,199	1,288
504	Triton	7,489	7,646	8,154	8,349	8,387	8,165	8,242	7,866	7,892	8,127	8,215
516	Waubonsee	3,363	3,376	3,437	3,582	3,695	3,652	3,910	4,171	4,544	4,938	5,016
539	Wood	<u>1,261</u>	<u>1,173</u>	<u>1,187</u>	<u>1,204</u>	<u>1,272</u>	<u>1,378</u>	<u>1,380</u>	<u>1,355</u>	<u>1,422</u>	<u>1,500</u>	<u>1,591</u>
	TOTALS	201,140	195,505	194,444	194,266	194,995	193,138	193,706	194,591	202,768	211,830	218,891

*Calculated from annual credit hour claims

SOURCE OF DATA: ICCB Credit Hour Claims (SU and SR)

Illinois Community College Board

Table IV-2

TOTAL ICCB DIRECT OPERATING GRANTS PAID TO COMMUNITY COLLEGES
FISCAL YEAR 1998 THROUGH FISCAL YEAR 2005

Dist. No.	District/College	FY 1998 Total Grants	FY 1999 Total Grants	FY 2000 Total Grants	FY 2001 Total Grants	FY 2002 Total Grants	FY 2003 Total Grants	FY 2004 Total Grants	FY 2005 Total Grants
503	Black Hawk	\$9,496,762	\$10,286,682	\$10,592,488	\$10,956,699	\$10,841,000	\$10,590,627	\$9,998,417	\$9,186,932
508	Chicago	\$54,437,927	\$54,930,479	\$58,039,108	\$62,874,697	\$57,889,973	\$51,829,279	\$43,120,113	\$52,688,641
507	Danville	\$3,754,788	\$3,830,962	\$3,909,977	\$3,995,380	\$4,005,346	\$3,822,949	\$3,443,189	\$3,444,507
502	DuPage	\$14,154,326	\$15,081,253	\$15,367,425	\$16,078,969	\$17,508,396	\$16,859,337	\$15,209,775	\$14,879,350
509	Elgin	\$4,903,069	\$5,335,270	\$5,503,769	\$5,930,457	\$6,175,639	\$6,107,774	\$5,068,417	\$4,879,259
512	Harper	\$7,718,768	\$8,139,624	\$8,529,907	\$9,053,173	\$9,763,067	\$8,884,145	\$7,657,752	\$7,011,963
540	Heartland*	\$1,978,600	\$2,268,286	\$2,438,957	\$2,618,582	\$3,083,831	\$3,037,412	\$2,631,501	\$2,448,733
519	Highland	\$3,085,376	\$3,024,912	\$2,959,993	\$2,985,307	\$3,479,270	\$3,620,989	\$2,881,867	\$2,572,316
514	Illinois Central	\$8,990,741	\$10,040,722	\$10,854,967	\$11,231,350	\$11,726,052	\$11,367,999	\$9,784,804	\$10,214,836
529	Illinois Eastern	\$10,115,803	\$11,405,568	\$12,196,760	\$12,532,955	\$13,110,993	\$13,745,263	\$12,709,505	\$13,043,881
513	Illinois Valley	\$3,033,110	\$3,238,587	\$3,209,296	\$3,357,281	\$3,975,780	\$3,839,957	\$3,142,015	\$3,194,085
525	Joliet	\$6,105,851	\$6,637,669	\$6,927,496	\$7,361,710	\$8,074,177	\$7,597,300	\$7,189,056	\$6,733,641
520	Kankakee	\$5,948,450	\$6,159,953	\$6,493,676	\$6,534,584	\$6,451,089	\$6,177,472	\$6,484,607	\$6,338,353
501	Kaskaskia	\$5,331,459	\$5,498,425	\$5,483,053	\$5,738,996	\$5,831,317	\$5,820,225	\$6,078,698	\$7,324,792
523	Kishwaukee	\$3,105,796	\$3,112,985	\$2,995,167	\$2,928,704	\$3,717,334	\$4,000,457	\$4,100,248	\$4,217,863
532	Lake County	\$6,081,848	\$6,577,240	\$6,978,762	\$7,287,919	\$8,023,518	\$7,634,998	\$7,421,067	\$6,721,119
517	Lake Land	\$5,791,824	\$6,550,682	\$7,257,282	\$8,055,028	\$9,136,767	\$9,292,326	\$9,187,967	\$9,905,755
536	Lewis & Clark	\$4,297,924	\$5,010,532	\$5,590,251	\$6,128,283	\$6,466,321	\$6,629,975	\$6,046,499	\$5,971,920
526	Lincoln Land	\$5,160,656	\$5,640,488	\$5,599,215	\$5,691,238	\$6,531,235	\$5,845,768	\$5,404,941	\$5,206,924
530	Logan	\$9,447,213	\$10,018,663	\$10,665,371	\$10,958,761	\$11,967,811	\$12,457,777	\$11,478,998	\$11,450,647
528	McHenry	\$2,849,976	\$3,119,537	\$3,283,394	\$3,463,937	\$3,839,615	\$3,734,895	\$3,194,179	\$2,907,283
541	Metropolitan*	\$2,144,312	\$1,819,657	—	—	—	—	—	—
524	Moraine Valley	\$7,535,553	\$7,960,135	\$8,313,261	\$9,124,584	\$9,900,272	\$10,433,301	\$9,688,570	\$8,787,044
527	Morton	\$2,242,755	\$2,671,800	\$3,232,592	\$3,363,402	\$3,584,523	\$4,054,262	\$4,023,027	\$3,911,471
535	Oakton	\$6,464,993	\$6,610,315	\$6,761,137	\$7,001,025	\$7,932,165	\$8,032,581	\$7,384,629	\$6,660,144
505	Parkland	\$6,628,947	\$6,719,915	\$6,806,468	\$7,072,008	\$7,764,979	\$7,630,510	\$7,374,291	\$8,500,209
515	Prairie State	\$3,415,543	\$3,771,699	\$4,066,541	\$4,724,539	\$4,812,734	\$4,388,568	\$3,391,356	\$2,871,783
521	Rend Lake	\$5,428,696	\$5,889,394	\$6,108,097	\$6,254,887	\$6,536,163	\$6,481,475	\$6,545,670	\$6,310,161
537	Richland	\$2,293,923	\$2,377,645	\$2,504,328	\$2,588,343	\$2,807,377	\$3,188,519	\$3,056,382	\$3,677,902
511	Rock Valley	\$4,604,212	\$4,844,598	\$4,924,019	\$5,297,127	\$5,738,605	\$5,628,063	\$6,481,941	\$6,926,638
518	Sandburg	\$3,173,508	\$3,540,614	\$3,706,811	\$4,031,046	\$4,134,971	\$4,163,762	\$3,888,065	\$4,483,854
506	Sauk Valley	\$2,549,889	\$2,741,392	\$2,742,959	\$2,750,634	\$3,008,603	\$2,893,035	\$3,355,679	\$2,879,037
531	Shawnee	\$3,533,128	\$3,713,847	\$3,861,133	\$4,139,153	\$4,422,254	\$4,545,985	\$4,855,802	\$4,599,975
510	South Suburban	\$7,341,227	\$7,063,308	\$7,219,551	\$7,701,511	\$7,994,902	\$7,621,426	\$7,152,327	\$7,124,253
533	Southeastern	\$5,355,455	\$5,550,454	\$5,608,479	\$5,669,904	\$5,995,064	\$5,886,306	\$5,235,901	\$5,237,326
522	Southwestern	\$13,197,001	\$13,693,129	\$14,124,118	\$14,892,427	\$16,595,293	\$16,930,973	\$16,390,452	\$16,263,714
534	Spoon River	\$2,060,291	\$2,327,767	\$2,343,414	\$2,372,720	\$2,454,631	\$2,447,370	\$2,134,880	\$2,068,883
504	Triton	\$8,959,950	\$9,657,662	\$9,851,901	\$10,159,553	\$10,727,634	\$10,084,544	\$8,736,137	\$7,278,847
516	Waubonsee	\$3,523,213	\$3,967,555	\$4,162,664	\$4,288,726	\$4,658,485	\$4,630,092	\$4,262,795	\$4,580,262
539	Wood	\$2,144,771	\$2,333,865	\$2,635,984	\$3,064,003	\$3,207,373	\$3,236,145	\$2,944,679	\$2,982,437
	TOTALS	\$268,387,634	\$283,163,271	\$293,849,771	\$310,259,602	\$323,874,561	\$315,173,838	\$289,136,198	*****

*Heartland and Metropolitan were included in the system funding formula in fiscal year 1997 for the first time.

SOURCE OF DATA: ICCB Records

Illinois Community College Board

Table IV-3

NET INSTRUCTIONAL UNIT COST IN ILLINOIS PUBLIC COMMUNITY COLLEGES
SINCE FISCAL YEAR 1998 (ALL COSTS)

Dist. No.	District/College	FY 1998	FY 1999	FY2000	FY2001	FY2002	FY2003	FY2004
503	Black Hawk	\$179.48	\$179.31	\$197.13	\$200.47	\$184.37	\$184.60	\$196.42
508	Chicago	\$155.09	\$159.42	\$170.72	\$172.37	\$189.70	\$180.11	\$173.48
50806	Daley	\$149.84	\$155.05	\$153.92	\$154.61	\$168.08	\$158.80	\$147.92
50801	Kennedy-King	\$175.74	\$266.79	\$286.56	\$274.88	\$293.75	\$250.35	\$261.85
50803	Malcolm X	\$143.89	\$125.79	\$139.78	\$136.50	\$167.13	\$168.20	\$159.95
50805	Olive-Harvey	\$162.80	\$171.44	\$215.69	\$237.30	\$262.56	\$245.57	\$228.15
50804	Truman	\$142.81	\$117.95	\$128.40	\$130.85	\$147.01	\$142.81	\$139.01
50802	Washington	\$184.83	\$201.48	\$209.48	\$232.45	\$223.15	\$204.44	\$197.84
50807	Wright	\$153.82	\$160.33	\$154.15	\$156.23	\$181.65	\$178.29	\$166.44
507	Danville	\$205.33	\$234.24	\$248.87	\$255.33	\$247.36	\$222.48	\$217.67
502	DuPage	\$165.18	\$172.90	\$178.61	\$186.89	\$185.98	\$186.39	\$194.02
509	Elgin	\$196.61	\$196.59	DNS	\$222.12	\$237.05	\$236.38	\$233.55
512	Harper	\$222.30	\$223.39	\$230.16	\$254.16	\$249.80	\$242.36	\$239.63
540	Heartland	\$177.35	\$198.02	\$207.32	\$206.45	\$176.82	\$159.81	\$169.38
519	Highland	\$182.94	\$193.56	\$202.83	\$196.17	\$208.00	\$219.40	\$196.27
514	Illinois Central	\$173.41	\$187.30	NA	\$206.64	\$208.21	\$207.47	\$204.58
529	Illinois Eastern	\$131.55	\$130.34	\$136.65	\$143.75	\$143.85	\$143.87	\$140.68
52904	Frontier	\$132.72	\$125.16	\$134.12	\$140.50	\$148.85	\$138.82	\$151.97
52901	Lincoln Trail	\$137.16	\$137.96	\$149.85	\$157.42	\$161.33	\$165.11	\$156.14
52902	Olney Central	\$173.51	\$165.03	\$165.50	\$168.17	\$168.80	\$178.04	\$171.12
52903	Wabash Valley	\$103.83	\$107.61	\$112.29	\$120.65	\$115.93	\$114.43	\$108.60
513	Illinois Valley	\$173.10	\$170.82	\$192.09	\$227.59	\$237.09	\$201.21	\$203.37
525	Joliet	\$187.89	\$210.54	\$202.67	\$205.02	\$211.38	\$208.66	\$207.22
520	Kankakee	\$130.35	\$146.59	\$182.36	\$177.68	\$182.03	\$163.55	\$155.29
501	Kaskaskia	\$158.26	\$148.06	\$167.72	\$191.35	\$172.40	\$167.28	\$148.92
523	Kishwaukee	\$187.33	\$197.46	\$199.22	\$192.23	\$192.60	\$200.70	\$207.68
532	Lake County	\$218.88	\$223.72	\$246.33	\$263.01	\$272.69	\$243.31	\$224.40
517	Lake Land	\$146.42	\$130.98	\$132.46	\$153.08	\$159.10	\$147.05	\$146.89
536	Lewis & Clark	\$166.74	\$164.33	\$174.19	\$175.11	\$190.43	\$187.37	\$189.12
526	Lincoln Land	\$185.49	\$201.05	\$213.32	\$208.16	\$218.08	\$218.22	\$238.66
530	Logan	\$162.96	\$170.63	\$186.49	\$185.17	\$193.06	\$199.48	\$189.97
528	McHenry	\$182.46	\$205.61	\$204.88	\$233.32	\$227.12	\$234.53	\$238.97
524	Moraine Valley	\$174.53	\$181.27	\$191.35	\$174.56	\$183.65	\$166.15	\$176.55
527	Morton	\$155.32	\$162.72	\$171.09	\$173.10	\$165.42	\$166.45	\$191.26
535	Oakton	\$182.14	\$189.92	\$188.36	\$187.14	\$170.57	\$188.64	\$206.36
505	Parkland	\$194.42	\$199.19	\$210.59	\$226.19	\$221.41	\$217.59	\$209.42
515	Prairie State	\$173.38	\$184.44	\$225.05	\$199.62	\$210.29	\$190.46	\$214.75
521	Rend Lake	\$173.11	\$172.77	\$154.20	\$192.12	\$163.33	\$180.93	\$182.76
537	Richland	\$204.66	\$216.32	\$244.02	\$245.36	\$244.78	\$230.62	\$238.34
511	Rock Valley	\$192.84	\$186.49	\$168.01	\$198.22	\$236.53	\$188.34	\$185.52
518	Sandburg	\$197.19	\$183.69	\$221.03	\$209.89	\$232.87	\$229.20	\$218.92
506	Sauk Valley	\$205.32	\$212.93	\$216.96	\$245.45	\$250.05	\$219.92	\$252.29
531	Shawnee	\$152.54	\$167.06	\$173.81	\$186.49	\$179.68	\$171.03	\$196.12
510	South Suburban	\$155.30	\$185.56	\$212.15	\$219.36	\$172.58	\$162.52	\$207.97
533	Southeastern	\$175.53	\$179.42	\$183.00	\$197.42	\$199.01	\$201.29	\$177.86
522	Southwestern	\$149.28	\$153.89	\$177.84	\$182.83	\$175.63	\$170.66	\$177.17
534	Spoon River	\$190.94	\$203.47	\$221.10	\$223.65	\$219.49	\$201.26	\$220.41
504	Triton	\$163.92	\$178.15	\$165.92	\$167.32	\$177.39	\$168.68	\$169.69
516	Waubensee	\$190.39	\$198.17	\$194.92	\$187.56	\$187.39	\$182.41	\$192.62
539	Wood	\$172.34	\$162.91	\$196.51	\$226.63	\$242.01	\$229.87	\$215.94
	STATE AVERAGES	\$171.76	\$178.33	\$187.34	\$194.25	\$198.13	\$191.09	\$193.16

DNS = Data Not Submitted

SOURCE OF DATA: Unit Cost Reports

Illinois Community College Board
Table IV-4
NET INSTRUCTIONAL UNIT COST
IN ILLINOIS PUBLIC COMMUNITY COLLEGES
UNRESTRICTED COSTS ONLY

Dist.	<u>No.</u>	<u>District/College</u>	<u>FY2003</u>	<u>FY2004</u>
	503	Black Hawk	\$194.24	\$180.32
	508	Chicago	\$180.23	\$171.26
	50806	Daley	\$136.81	\$133.93
	50801	Kennedy-King	\$272.25	\$280.40
	50803	Malcolm X	\$205.12	\$165.70
	50805	Olive-Harvey	\$233.18	\$249.14
	50804	Truman	\$158.13	\$142.17
	50802	Washington	\$161.75	\$180.73
	50807	Wright	\$180.55	\$155.95
	507	Danville	\$204.62	\$209.05
	502	DuPage	\$186.71	\$204.01
	509	Elgin	\$226.56	\$232.42
	512	Harper	\$230.32	\$229.12
	540	Heartland	\$160.01	\$94.33
	519	Highland	\$195.25	\$189.20
	514	Illinois Central	\$101.46	\$200.28
	529	Illinois Eastern	\$121.11	\$121.93
	52904	Frontier	\$107.25	\$123.28
	52901	Lincoln Trail	\$143.55	\$136.34
	52902	Olney Central	\$152.53	\$150.80
	52903	Wabash Valley	\$97.31	\$96.01
	513	Illinois Valley	\$167.46	\$171.23
	525	Joliet	\$205.62	\$198.15
	520	Kankakee	\$177.52	\$165.41
	501	Kaskaskia	\$141.46	\$132.87
	523	Kishwaukee	\$182.53	\$195.62
	532	Lake County	\$254.89	\$225.02
	517	Lake Land	\$129.52	\$133.75
	536	Lewis & Clark	\$158.53	\$158.28
	526	Lincoln Land	\$197.32	\$210.86
	530	Logan	\$168.96	\$168.31
	528	McHenry	\$232.59	\$232.52
	524	Moraine Valley	\$172.82	\$166.50
	527	Morton	\$207.35	\$234.48
	535	Oakton	\$219.45	\$233.22
	505	Parkland	\$205.25	\$193.83
	515	Prairie State	\$207.72	\$220.33
	521	Rend Lake	\$159.09	\$159.09
	537	Richland	\$177.44	\$194.09
	511	Rock Valley	\$178.25	\$182.45
	518	Sandburg	\$199.94	\$181.17
	506	Sauk Valley	\$101.98	\$228.31
	531	Shawnee	\$143.65	\$154.90
	510	South Suburban	\$157.70	\$227.07
	533	Southeastern	\$175.79	\$156.37
	522	Southwestern	\$161.53	\$168.39
	534	Spoon River	\$172.70	\$201.79
	504	Triton	\$181.39	\$171.09
	516	Waubonsee	\$177.86	\$191.56
	539	Wood	<u>\$185.93</u>	<u>\$196.27</u>
		STATE AVERAGES	\$182.11	\$186.63

DNS = Data Not Submitted
SOURCE OF DATA: Unit Cost Reports

Illinois Community College Board
Table IV-5
FISCAL YEAR 2004 TOTAL REIMBURSABLE CREDIT HOURS*

Dist. No.	District	Baccalaureate	Business	Technical	Health	Remedial	ABE/ASE	Total
503	Black Hawk	76,770	8,215	13,792	9,575	10,906	25,101	144,359
508	Chicago	379,815.0	46,876	68,684	56,028	114,422	578,763	1,244,587
507	Danville	26,689.0	5,010	5,419	5,519	4,516	4,212	51,365
502	DuPage	307,485.0	38,422	55,151	25,353	34,238	37,888	498,537
509	Elgin	97,772.0	13,719	19,690	7,819	11,579	19,589	170,167
512	Harper	170,581.0	21,047	15,768	8,639	30,675	14,840	261,550
540	Heartland	58,498.0	3,273	5,888	2,741	9,896	1,613	81,909
519	Highland	29,609	3,424	4,399	4,315	6,671	4,154	52,570
514	Illinois Central	145,887	14,786	27,606	10,570	9,478	5,336	213,662
529	Illinois Eastern	75,361	10,984	43,087	18,325	4,945	3,364	156,065
513	Illinois Valley	49,211	4,811	11,723	5,923	5,100	4,025	80,793
525	Joliet	132,487	12,859	26,510	13,417	25,742	12,721	223,735
520	Kankakee	31,930	3,711	6,411	11,444	8,086	29,155	90,735
501	Kaskaskia	52,707	11,380	15,918	13,299	5,400	3,411	102,114
523	Kishwaukee	43,525	4,260	7,778	5,821	7,844	6,672	75,900
532	Lake County	137,952	10,686	22,986	12,474	20,206	21,658	225,961
517	Lake Land	85,499	17,697	40,296	9,302	7,553	2,900	163,246
536	Lewis & Clark	63,966	9,842	10,573	5,589	10,501	5,630	106,101
526	Lincoln Land	87,370	7,362	14,835	8,397	12,953	3,562	134,477
530	Logan	74,161	13,855	19,198	11,697	6,441	4,793	130,145
528	McHenry	73,265	7,808	5,887	2,983	8,987	7,849	106,779
524	Moraine Valley	185,888	19,180	20,849	16,914	28,675	15,900	287,406
527	Morton	36,605	4,428	4,409	4,872	6,427	18,783	75,524
535	Oakton	114,412	14,090	13,691	16,744	16,635	34,238	209,809
505	Parkland	113,541	7,589	23,731	10,659	18,496	3,709	177,724
515	Prairie State	45,774	4,966	9,473	6,627	11,543	7,426	85,808
521	Rend Lake	44,916	6,886	17,072	7,582	4,424	3,282	84,161
537	Richland	38,301	3,529	9,511	5,109	5,113	2,464	64,026
511	Rock Valley	99,562	8,377	22,875	8,035	18,080	7,604	164,533
518	Sandburg	37,285	6,828	9,047	7,720	5,122	5,755	71,756
506	Sauk Valley	28,821	3,426	4,134	4,299	4,979	2,363	48,021
531	Shawnee	27,026	4,550	3,522	5,901	3,020	5,988	50,006
510	South Suburban	66,653	16,542	9,947	13,995	20,105	22,656	149,898
533	Southeastern	25,021	5,922	15,855	6,417	1,626	2,390	57,230
522	Southwestern	130,973	23,378	37,693	15,825	22,515	12,414	242,797
534	Spoon River	25,201	1,929	4,635	2,499	2,172	2,192	38,627
504	Triton	119,088	16,412	26,573	13,436	16,009	54,938	246,454
516	Waubensee	77,872	10,166	10,106	6,463	14,759	31,102	150,467
539	Wood	28,728	4,169	5,988	3,221	3,962	1,670	47,738
	STATE TOTALS	3,446,201	432,386	690,703	405,540	559,800	1,032,102	6,566,732

*The credit hours used for funding purposes may not be the same as presented in this table.
SOURCE OF DATA: ICCB Credit Hour Claims SU and SR submissions

Illinois Community College Board
Table IV-6
FISCAL YEAR 2004 TOTAL REIMBURSABLE UNRESTRICTED CREDIT HOURS*

Dist. No.	District	Baccalaureate	Business	Technical	Health	Remedial	ABE/ASE	Total
503	Black Hawk	76,770	6,227	13,189	9,575	10,906	9,450	126,117
508	Chicago	379,815.0	46,876	68,684	56,028	114,422	404,797	1,070,621
507	Danville	26,689.0	4,843	5,419	4,935	4,516	265	46,666
502	DuPage	307,485.0	38,376	55,151	25,353	34,238	15,828	476,430
509	Elgin	97,031.0	13,662	19,690	7,819	11,369	8,480	158,050
512	Harper	170,581.0	21,047	15,768	8,639	30,675	8,359	255,069
540	Heartland	58,493.0	3,273	5,888	2,741	9,546	456	80,397
519	Highland	29,546	3,424	4,399	4,315	6,599	803	49,085
514	Illinois Central	145,887	14,696	27,390	10,570	9,467	2,487	210,496
529	Illinois Eastern	75,304	10,963	42,917	18,010	4,945	1,130	153,269
513	Illinois Valley	48,969	4,655	11,723	5,905	4,955	685	76,891
525	Joliet	132,487	12,859	26,510	13,417	25,742	110	211,124
520	Kankakee	31,930	3,711	6,411	11,444	8,086	20,723	82,303
501	Kaskaskia	52,707	11,380	15,918	13,299	5,400	1,160	99,863
523	Kishwaukee	43,525	4,229	7,768	5,821	7,844	389	69,575
532	Lake County	137,952	10,441	22,986	12,474	20,206	10,907	214,966
517	Lake Land	85,494	17,697	40,205	9,302	7,553	287	160,537
536	Lewis & Clark	63,913	9,680	10,573	5,589	10,501	878	101,133
526	Lincoln Land	87,370	6,903	14,037	8,397	12,953	0	129,659
530	Logan	74,161	13,855	19,198	11,697	6,441	2,054	127,405
528	McHenry	73,265	7,808	5,887	2,983	8,987	2,509	101,439
524	Moraine Valley	185,888	19,180	20,849	16,914	28,675	156	271,662
527	Morton	36,605	4,428	4,409	4,872	6,427	1,020	57,761
535	Oakton	114,412	14,090	13,691	16,702	16,635	8,855	184,384
505	Parkland	113,493	7,299	23,731	10,659	18,496	0	173,677
515	Prairie State	45,769	4,486	8,932	6,627	11,543	0	77,356
521	Rend Lake	44,916	6,886	17,072	7,407	4,424	6	80,710
537	Richland	38,301	3,529	9,511	5,109	5,113	0	61,562
511	Rock Valley	99,562	8,055	22,875	8,035	18,080	0	156,607
518	Sandburg	36,856	6,361	6,260	7,586	4,867	1,693	63,622
506	Sauk Valley	28,821	3,413	4,129	4,279	4,979	548	46,168
531	Shawnee	27,026	4,550	3,522	5,901	3,020	2,916	46,934
510	South Suburban	66,653	16,542	9,947	13,995	20,105	627	127,869
533	Southeastern	25,021	5,880	15,855	6,417	1,289	0	54,461
522	Southwestern	130,973	23,378	37,693	15,825	22,383	0	230,251
534	Spoon River	25,201	1,718	4,345	2,481	2,172	152	36,068
504	Triton	119,088	16,352	26,573	13,436	16,009	33,296	224,752
516	Waubensee	77,872	10,166	10,106	6,463	14,759	13,606	132,971
539	Wood	28,728	4,169	5,988	3,221	3,962	0	46,068
	STATE TOTALS	3,444,553	427,079	685,192	404,234	558,288	554,627	6,073,973

*The credit hours used for funding purposes may not be the same as presented in this table. These are credit hours that are 50% or more unrestricted funded.

SOURCE OF DATA: ICCB Credit Hour Claims SU submissions

Illinois Community College Board

Table IV-7

SUMMARY OF FISCAL YEAR 2004 ICCB GRANTS TO ILLINOIS PUBLIC COMMUNITY COLLEGES

Dist. No.	District	Base Operating Grants		Small College Grant	Equalization Grant	Workforce Development Grant	P-16 Initiative Grant	Deferred Maintenance Grant	Retirees Health Ins. Grant	Funding Formula Impact Grant	Total Grants
		Credit Hour Grant	Square Footage Grant								
503	Black Hawk	\$4,114,186	\$49,721	\$0	\$5,261,676	\$183,047	\$25,907	\$0	\$0	\$363,820	\$9,998,357
508	Chicago	\$36,727,676	\$458,312	\$0	\$1,513,902	\$706,553	\$102,022	\$2,984,600	\$626,600	\$0	\$43,119,665
507	Danville	\$1,380,597	\$36,453	\$60,000	\$1,709,044	\$146,339	\$15,000	\$0	\$0	\$95,734	\$3,443,167
502	DuPage	\$13,522,977	\$145,921	\$0	\$0	\$295,186	\$113,685	\$0	\$0	\$1,131,886	\$15,209,655
509	Elgin	\$4,717,090	\$71,330	\$0	\$0	\$181,283	\$54,675	\$0	\$0	\$44,002	\$5,068,380
512	Harper	\$6,898,733	\$98,515	\$0	\$0	\$194,324	\$75,123	\$0	\$0	\$390,994	\$7,657,689
540	Heartland	\$2,216,969	\$23,858	\$60,000	\$0	\$143,593	\$17,701	\$0	\$0	\$169,358	\$2,631,479
519	Highland	\$1,320,168	\$29,853	\$60,000	\$1,069,495	\$139,284	\$15,000	\$0	\$0	\$248,046	\$2,881,846
514	Illinois Central	\$5,931,260	\$76,895	\$0	\$3,279,809	\$207,031	\$36,765	\$0	\$0	\$252,962	\$9,784,722
529	Illinois Eastern	\$5,214,587	\$61,267	\$0	\$7,127,838	\$219,902	\$15,000	\$0	\$0	\$70,852	\$12,709,446
513	Illinois Valley	\$2,430,050	\$33,334	\$60,000	\$339,646	\$158,252	\$16,575	\$0	\$0	\$104,122	\$3,141,979
525	Joliet	\$6,853,970	\$69,030	\$0	\$0	\$203,477	\$62,524	\$0	\$0	\$0	\$7,189,001
520	Kankakee	\$3,559,478	\$27,177	\$0	\$2,729,446	\$153,009	\$15,459	\$0	\$0	\$0	\$6,484,569
501	Kaskaskia	\$2,521,968	\$23,091	\$60,000	\$3,292,926	\$165,679	\$15,000	\$0	\$0	\$0	\$6,078,664
523	Kishwaukee	\$1,976,938	\$38,157	\$60,000	\$1,607,742	\$142,757	\$15,000	\$0	\$0	\$259,624	\$4,100,218
532	Lake County	\$7,070,649	\$80,381	\$0	\$0	\$197,118	\$72,862	\$0	\$0	\$0	\$7,421,010
517	Lake Land	\$5,028,358	\$40,015	\$0	\$3,882,728	\$215,471	\$21,339	\$0	\$0	\$0	\$9,187,911
536	Lewis & Clark	\$3,187,381	\$54,328	\$0	\$2,609,803	\$171,345	\$23,599	\$0	\$0	\$0	\$6,046,456
526	Lincoln Land	\$4,196,800	\$54,436	\$0	\$501,916	\$191,504	\$35,239	\$0	\$0	\$424,988	\$5,404,883
530	Logan	\$3,850,063	\$44,767	\$0	\$7,301,189	\$175,943	\$15,000	\$0	\$0	\$91,984	\$11,478,946
528	McHenry	\$2,615,040	\$34,755	\$0	\$0	\$147,705	\$29,007	\$0	\$0	\$367,646	\$3,194,153
524	Moraine Valley	\$7,847,879	\$76,875	\$0	\$1,325,558	\$225,547	\$58,838	\$0	\$0	\$153,764	\$9,688,461
527	Morton	\$1,468,458	\$25,277	\$60,000	\$1,749,386	\$154,220	\$15,000	\$0	\$0	\$550,660	\$4,023,001
535	Oakton	\$6,619,000	\$67,101	\$0	\$0	\$209,289	\$46,917	\$0	\$0	\$442,272	\$7,384,579
505	Parkland	\$5,007,259	\$59,093	\$0	\$1,995,152	\$173,092	\$26,656	\$0	\$0	\$112,974	\$7,374,226
515	Prairie State	\$2,407,092	\$40,576	\$0	\$428,147	\$165,812	\$45,944	\$0	\$0	\$303,750	\$3,391,321
521	Rend Lake	\$2,801,533	\$30,126	\$60,000	\$3,474,173	\$164,808	\$15,000	\$0	\$0	\$0	\$6,545,640
537	Richland	\$1,712,050	\$26,894	\$60,000	\$829,801	\$151,476	\$15,000	\$0	\$0	\$261,138	\$3,056,359
511	Rock Valley	\$4,301,910	\$62,448	\$0	\$1,482,439	\$180,943	\$31,367	\$0	\$0	\$422,766	\$6,481,873
518	Sandburg	\$2,005,007	\$25,205	\$60,000	\$1,578,921	\$154,349	\$15,000	\$0	\$0	\$49,558	\$3,888,040
506	Sauk Valley	\$1,637,412	\$29,240	\$60,000	\$1,434,775	\$145,587	\$15,000	\$0	\$0	\$33,642	\$3,355,656
531	Shawnee	\$1,736,042	\$15,583	\$60,000	\$2,882,561	\$146,598	\$15,000	\$0	\$0	\$0	\$4,855,784
510	South Suburban	\$3,457,850	\$59,370	\$0	\$2,946,816	\$190,482	\$34,920	\$0	\$0	\$462,842	\$7,152,280
533	Southeastern	\$2,010,410	\$23,375	\$60,000	\$2,963,940	\$160,190	\$15,000	\$0	\$0	\$2,964	\$5,235,879
522	Southwestern	\$7,183,644	\$69,469	\$0	\$8,623,033	\$245,292	\$48,109	\$0	\$0	\$220,810	\$16,390,357
534	Spoon River	\$1,085,681	\$18,474	\$60,000	\$774,086	\$135,773	\$15,000	\$0	\$0	\$45,848	\$2,134,862
504	Triton	\$7,565,246	\$90,673	\$0	\$565,598	\$229,993	\$24,214	\$0	\$0	\$260,324	\$8,736,048
516	Waubensee	\$3,951,393	\$61,488	\$0	\$50,000	\$159,007	\$34,552	\$0	\$0	\$6,302	\$4,262,742
539	Wood	\$1,352,815	\$17,137	\$60,000	\$1,285,199	\$143,940	\$15,000	\$0	\$0	\$70,568	\$2,944,659
	STATE TOTALS	\$189,485,619	\$2,350,000	\$900,000	\$76,616,745	\$7,475,200	\$1,278,999	\$2,984,600	\$626,600	\$7,416,200	\$289,133,963
	ROUNDING	\$1,481			\$755		\$1				\$2,237
	TOTAL	\$189,487,100	\$2,350,000	\$900,000	\$76,617,500	\$7,475,200	\$1,279,000	\$2,984,600	\$626,600	\$7,416,200	\$289,136,200

SOURCE OF DATA: ICCB Financial Records

Illinois Community College Board
Table IV-8
SUMMARY OF FISCAL YEAR 2005 ICCB GRANTS TO ILLINOIS PUBLIC COMMUNITY COLLEGES

Dist. No.	District	Base Operating Grants		Small College Grant	Equalization Grant	Business and Industry Grant	P-16 Initiative Grant	Retirees Health Ins. Grant	Funding Formula Impact Grant	Additional Grant	Total Grants
		Credit Hour Grant	Square Footage Grant								
503	Black Hawk	\$3,795,389	\$49,138	\$0	\$4,873,749	\$79,390	\$25,296	\$0	\$363,970		\$9,186,932
508	Chicago	\$36,201,026	\$441,392	\$0	\$50,000	\$266,975	\$102,648	\$626,600	\$0	\$15,000,000	\$52,688,641
507	Danville	\$1,393,146	\$37,692	\$120,000	\$1,721,807	\$53,835	\$15,000	\$0	\$103,027		\$3,444,507
502	DuPage	\$13,990,108	\$145,643	\$0	\$0	\$187,563	\$112,878	\$0	\$443,158		\$14,879,350
509	Elgin	\$4,631,110	\$72,246	\$0	\$0	\$86,575	\$55,373	\$0	\$33,955		\$4,879,259
512	Harper	\$6,438,070	\$97,564	\$0	\$0	\$90,202	\$75,682	\$0	\$310,445		\$7,011,963
540	Heartland	\$2,116,346	\$25,442	\$0	\$50,000	\$50,882	\$16,964	\$0	\$189,099		\$2,448,733
519	Highland	\$1,409,981	\$27,851	\$60,000	\$918,572	\$49,292	\$15,000	\$0	\$91,620		\$2,572,316
514	Illinois Central	\$6,081,921	\$76,752	\$0	\$3,697,770	\$100,274	\$36,447	\$0	\$221,672		\$10,214,836
529	Illinois Eastern	\$6,190,480	\$60,268	\$0	\$6,652,280	\$125,853	\$15,000	\$0	\$0		\$13,043,881
513	Illinois Valley	\$2,404,749	\$33,298	\$0	\$410,552	\$63,938	\$16,020	\$0	\$105,528	\$160,000	\$3,194,085
525	Joliet	\$6,250,582	\$63,990	\$0	\$0	\$100,496	\$63,591	\$0	\$254,982		\$6,733,641
520	Kankakee	\$3,163,824	\$26,730	\$0	\$3,072,206	\$60,103	\$15,490	\$0	\$0		\$6,338,353
501	Kaskaskia	\$3,019,078	\$28,018	\$0	\$4,164,848	\$78,640	\$15,000	\$0	\$19,208		\$7,324,792
523	Kishwaukee	\$2,093,552	\$38,380	\$60,000	\$1,816,269	\$56,409	\$15,000	\$0	\$138,253		\$4,217,863
532	Lake County	\$6,222,561	\$79,165	\$0	\$0	\$94,987	\$74,669	\$0	\$249,737		\$6,721,119
517	Lake Land	\$5,455,473	\$39,357	\$0	\$4,270,513	\$119,807	\$20,605	\$0	\$0		\$9,905,755
536	Lewis & Clark	\$2,829,114	\$55,242	\$0	\$2,846,549	\$67,643	\$22,458	\$0	\$150,914		\$5,971,920
526	Lincoln Land	\$4,123,406	\$53,541	\$0	\$467,011	\$77,611	\$33,477	\$0	\$201,878	\$250,000	\$5,206,924
530	Logan	\$4,265,311	\$44,640	\$0	\$7,037,061	\$88,635	\$15,000	\$0	\$0		\$11,450,647
528	McHenry	\$2,532,595	\$40,723	\$0	\$0	\$57,219	\$29,087	\$0	\$247,659		\$2,905,283
524	Moraine Valley	\$7,391,022	\$75,611	\$0	\$688,056	\$107,617	\$59,206	\$0	\$465,532		\$8,787,044
527	Morton	\$1,705,639	\$24,861	\$0	\$1,887,602	\$51,971	\$15,000	\$0	\$226,398		\$3,911,471
535	Oakton	\$6,224,776	\$65,997	\$0	\$0	\$98,813	\$47,211	\$0	\$223,347		\$6,660,144
505	Parkland	\$5,171,255	\$60,689	\$0	\$2,908,382	\$87,448	\$25,168	\$0	\$247,267		\$8,500,209
515	Prairie State	\$2,529,834	\$40,954	\$0	\$50,000	\$63,893	\$46,371	\$0	\$140,731		\$2,871,783
521	Rend Lake	\$2,635,129	\$40,180	\$60,000	\$3,473,738	\$70,065	\$15,000	\$0	\$16,049		\$6,310,161
537	Richland	\$2,084,833	\$26,698	\$60,000	\$1,341,964	\$58,275	\$15,000	\$0	\$91,132		\$3,677,902
511	Rock Valley	\$4,625,498	\$63,597	\$0	\$1,897,547	\$84,222	\$32,363	\$0	\$223,411		\$6,926,638
518	Sandburg	\$2,151,211	\$27,715	\$60,000	\$2,041,718	\$63,405	\$15,000	\$0	\$124,805		\$4,483,854
506	Sauk Valley	\$1,528,708	\$30,440	\$60,000	\$1,152,535	\$51,485	\$15,000	\$0	\$40,869		\$2,879,037
531	Shawnee	\$1,736,453	\$15,326	\$120,000	\$2,658,783	\$54,413	\$15,000	\$0	\$0		\$4,599,975
510	South Suburban	\$3,868,686	\$61,254	\$0	\$2,833,420	\$83,248	\$35,138	\$0	\$242,507		\$7,124,253
533	Southeastern	\$2,108,738	\$25,165	\$120,000	\$2,899,837	\$68,586	\$15,000	\$0	\$0		\$5,237,326
522	Southwestern	\$7,375,935	\$68,326	\$0	\$8,494,387	\$132,380	\$48,173	\$0	\$144,513		\$16,263,714
534	Spoon River	\$1,069,008	\$19,365	\$120,000	\$755,341	\$45,715	\$15,000	\$0	\$44,454		\$2,068,883
504	Triton	\$6,901,126	\$88,074	\$0	\$50,000	\$112,147	\$24,365	\$0	\$103,135		\$7,278,847
516	Waubensee	\$4,364,205	\$61,578	\$0	\$50,000	\$69,159	\$35,320	\$0	\$0		\$4,580,262
539	Wood	\$1,405,052	\$17,098	\$60,000	\$1,384,915	\$52,127	\$15,000	\$0	\$48,245		\$2,982,437
	STATE TOTALS	\$189,484,930	\$2,350,000	\$900,000	\$76,617,412	\$3,311,298	\$1,279,000	\$626,600	\$5,507,500		\$295,486,740
	ROUNDING	\$2,170			\$88	\$2					\$2,260
	TOTAL	\$189,487,100	\$2,350,000	\$900,000	\$76,617,500	\$3,311,300	\$1,279,000	\$626,600	\$5,507,500		\$295,489,000

SOURCE OF DATA: ICCB Financial Records

Illinois Community College Board

Table IV-9

PER CAPITA COSTS, CHARGEBACK RATES, AND STUDENT TUITION AND FEE RATES AT ILLINOIS PUBLIC COMMUNITY COLLEGE DISTRICTS

Dist. No.	District	FY 2004 Per Capita Costs a)	FY 2005 Chargeback Rates a)	FY 2005 Student Tuition & Fee Rates
503	Black Hawk	\$311.35	\$144.72	\$64.00
508	Chicago	DNS	DNS	\$70.33
507	Danville	\$339.25	\$136.94	\$58.00
502	DuPage	\$285.24	\$155.89	\$75.00
509	Elgin	\$331.59	\$185.54	\$70.00
512	Harper	\$343.61	\$199.98	\$85.17
540	Heartland	\$282.86	\$147.22	\$60.00
519	Highland	\$334.08	\$167.38	\$64.00
514	Illinois Central	\$304.32	\$139.77	\$60.00
529	Illinois Eastern	\$231.94	\$95.65	\$51.00
513	Illinois Valley	\$287.42	\$134.06	\$61.25
525	Joliet	\$262.46	\$128.73	\$68.00
520	Kankakee	\$263.23	\$83.72	\$60.00
501	Kaskaskia	\$234.60	\$78.44	\$57.00
523	Kishwaukee	\$285.68	\$155.66	\$62.00
532	Lake County	\$348.10	\$204.03	\$64.00
517	Lake Land	\$252.27	\$68.36	\$63.45
536	Lewis & Clark	\$338.70	\$169.61	\$67.00
526	Lincoln Land	\$317.40	\$203.92	\$59.00
530	Logan	\$242.48	\$113.97	\$57.00
528	McHenry	\$298.41	\$186.37	\$67.00
524	Moraine Valley	\$232.81	\$131.05	\$64.00
527	Morton	\$267.13	\$116.87	\$59.00
535	Oakton	\$263.58	\$139.21	\$64.60
505	Parkland	\$329.33	\$131.36	\$67.00
515	Prairie State	\$419.81	\$221.29	\$76.00
521	Rend Lake	\$312.11	\$154.13	\$57.00
537	Richland	\$345.24	\$162.52	\$55.50
511	Rock Valley	\$362.45	\$139.35	\$59.00
518	Sandburg	\$342.49	\$112.33	\$80.50
506	Sauk Valley	\$385.04	\$184.55	\$66.00
531	Shawnee	\$284.77	\$105.27	\$48.00
510	South Suburban	\$300.82	\$133.32	\$77.75
533	Southeastern	\$267.12	\$104.50	\$57.00
522	Southwestern	\$249.86	\$104.83	\$55.00
534	Spoon River	\$292.19	\$138.78	\$65.50
504	Triton	\$225.70	\$88.61	\$66.00
516	Waubonsee	\$269.95	\$157.91	\$55.00
539	Wood	<u>\$255.06</u>	<u>\$103.79</u>	<u>\$77.00</u>
	AVERAGES	\$297.38	\$140.25	\$63.92

DNS - Data Not Submitted

SOURCE OF DATA: a) Certificate of Chargeback Reimbursement

Illinois Community College Board

Table IV-10

2003 OPERATING TAX EXTENSIONS* FOR REAL ESTATE
AND OTHER PROPERTY TAX AND 2004 CORPORATE PERSONAL
PROPERTY REPLACEMENT TAX REVENUES

<u>Dist.</u> <u>No.</u>	<u>District</u>	<u>2003 Operating</u> <u>Tax Extension a)</u>	<u>2004 Total</u> <u>CPPRT b)</u>
503	Black Hawk	\$7,331,137	\$882,614
508	Chicago	\$81,417,314	\$8,780,884
507	Danville	\$3,827,537	\$371,390
502	DuPage	\$56,895,423	\$1,000,828
509	Elgin	\$26,248,283	\$363,905
512	Harper	\$37,351,475	\$618,128
540	Heartland	\$7,148,222	\$517,446
519	Highland	\$3,580,253	\$259,371
514	Illinois Central	\$12,681,577	\$1,897,133
529	Illinois Eastern	\$2,549,318	\$433,371
513	Illinois Valley	\$6,040,448	\$775,718
525	Joliet	\$24,071,475	\$1,268,793
520	Kankakee	\$4,308,299	\$316,876
501	Kaskaskia	\$2,607,732	\$320,310
523	Kishwaukee	\$5,317,029	\$169,265
532	Lake County	\$38,342,522	\$763,384
517	Lake Land	\$5,088,830	\$281,227
536	Lewis & Clark	\$6,567,163	\$639,676
526	Lincoln Land	\$14,826,259	\$709,132
530	Logan	\$4,252,057	\$405,585
528	McHenry	\$17,821,782	\$209,869
524	Moraine Valley	\$17,413,737	\$810,775
527	Morton	\$5,628,735	\$807,620
535	Oakton	\$28,602,915	\$661,592
505	Parkland	\$12,383,670	\$1,421,084
515	Prairie State	\$6,545,471	\$311,093
521	Rend Lake	\$1,510,317	\$277,067
537	Richland	\$4,615,161	\$278,906
511	Rock Valley	\$13,962,154	\$994,833
518	Sandburg	\$3,288,071	\$175,230
506	Sauk Valley	\$3,535,221	\$299,506
531	Shawnee	\$1,367,753	\$318,092
510	South Suburban	\$7,796,232	\$362,011
533	Southeastern	\$1,432,247	\$144,498
522	Southwestern	\$11,594,102	\$897,008
534	Spoon River	\$1,640,474	\$591,384
504	Triton	\$17,687,330	\$1,294,228
516	Waubonsee	\$21,237,530	\$595,871
539	Wood	<u>\$2,454,067</u>	<u>\$324,130</u>
	TOTALS	\$530,969,322	\$31,549,833

*2003 tax extensions are collectible in 2004

SOURCES OF DATA: a) ICCB Tax Survey

b) Department of Revenue

Illinois Community College Board
Table IV-11
2003 TAX LEVY RATES (PER \$100 OF EAV)

Dist. No.	District	Impacted by PTELL*	Education Fund	Oper. & Maint. Fund	Supp. Equity	Liability, Protect. & Settlement Fund	Audit Fund	Building Bonds	Working Cash Bonds	Protect., Health & Safety Bonds	Teacher's Orders/Other	Prot., Health., & Safety Tax Levy	PBC Oper. & Maint. Fund	PBC Rental Fund	Total
503	Black Hawk		12.00	7.00	6.54	6.94	0.28					4.64			37.40
508	Chicago	X	13.02	2.30	0.00	0.94	0.07						2.46	5.80	24.59
507	Danville		37.29	7.50		7.14	0.32	6.82				1.02			60.09
502	DuPage	X	14.74	2.52		0.48	0.02	3.24							21.00
509	Elgin	X	21.70	6.93		2.39	0.10	0.47						7.17	38.76
512	Harper	X	15.70	6.70		1.10	0.08	5.45			1.35	0.37			30.75
540	Heartland		17.50	5.00		7.11	0.25				5.28	0.11			35.26
519	Highland		17.50	7.50	0.54	5.75	0.20		0.48		11.49	4.44			47.90
514	Illinois Central		20.00	5.00	0.54	5.70	0.07			4.84	8.17		4.13		48.45
529	Illinois Eastern		17.50	7.50		4.74	0.29			14.50					44.53
513	Illinois Valley		13.00	4.00	8.54	6.62	0.15				8.24	4.94			45.49
525	Joliet	X	12.17	7.22		1.40	0.05					0.27			21.11
520	Kankakee		14.00	4.00	7.54	2.60	0.21				1.41	1.08			30.84
501	Kaskaskia		17.50	7.50	0.54	6.95	0.21		4.08			5.00			41.78
523	Kishwaukee		27.33	7.45		4.63	0.33	13.51							53.25
532	Lake County	X	12.90	5.90		0.50	0.00	0.80							20.10
517	Lake Land		15.50	2.50	7.54	8.21	0.39		4.72		2.52	5.00			46.38
536	Lewis & Clark		15.00	10.00	0.54	4.83	0.10		2.72	1.36	10.13				44.68
526	Lincoln Land		27.00	7.00		1.50	0.09		2.10	0.90					38.59
530	Logan		30.00	5.00		7.77	0.03					5.00			47.80
528	McHenry	X	25.85	2.87		0.94	0.04	1.60							31.30
524	Moraine Valley	X	15.99	4.38	0.00	2.04	0.03	2.16				0.93			25.53
527	Morton	X	25.55	9.69		5.88	0.43		3.62			1.89			47.06
535	Oakton	X	13.63	3.64		0.50	0.08								17.85
505	Parkland		26.00	10.00		7.17	0.21					5.00			48.38
515	Prairie State	X	19.20	2.83	0.00	6.84	0.28		5.15						34.30
521	Rend Lake		19.25	4.82	0.00	12.69	0.43		16.17		2.99	1.93			58.28
537	Richland		21.31	4.00	0.00	5.26	0.25			3.10	3.10	1.37			38.39
511	Rock Valley		23.00	4.00		3.13	0.15				14.27	0.73			45.28
518	Sandburg		17.00	5.00	3.54	10.86	0.41	14.43	0.15						51.39
506	Sauk Valley		24.50	3.00		2.77	0.24				10.79	4.44			45.74
531	Shawnee		19.70	9.85		7.32	0.41					5.00			42.28
510	South Suburban	X	10.00	7.50	5.34	9.03	0.22				8.37	1.01			41.47
533	Southeastern		28.00	10.00		9.29	0.50				10.33				58.12
522	Southwestern		12.76	2.71	9.25	4.89	0.22		0.83			3.42			34.08
534	Spoon River		20.00	5.00	0.54	12.73	0.31			10.55					49.13
504	Triton	X	18.79	5.19		2.08	0.09				0.27	0.42			26.84
516	Waubonsee	X	25.65	7.99		1.46	0.12	0.21	0.75			0.72		4.30	41.20
539	Wood		17.35	4.96	2.90	8.58	0.21		3.40						37.40

*Property Tax Extension Limitation Law

SOURCE OF DATA: ICCB 2003 Budget Information/Tax Revenue Survey

Illinois Community College Board
Table IV-12
FISCAL YEAR 2004 NET INSTRUCTIONAL UNIT COST BY FUNDED INSTRUCTIONAL CATEGORIES
IN ILLINOIS PUBLIC COMMUNITY COLLEGES
ALL COSTS

		<u>Baccalaureate</u>	<u>Business</u>	<u>Technical</u>	<u>Health</u>	<u>Remedial</u>	<u>ABE/ASE</u>	<u>General Studies</u>	<u>Net Instructional</u>
503	BLACK HAWK	\$195.72	\$209.55	\$249.35	\$248.11	\$185.80	\$149.20		\$196.42
508	CHICAGO	\$208.28	\$196.66	\$241.07	\$256.20	\$176.36	\$132.09		\$173.48
	DALEY	\$178.93	\$169.02	\$243.62	\$259.90	\$140.88	\$114.11		\$147.92
	KENNEDY-KING	\$269.01	\$271.12	\$305.73	\$280.47	\$245.17	\$233.28		\$261.85
	MALCOLM X	\$194.81	\$182.19	\$219.77	\$263.53	\$182.52	\$130.76		\$159.95
	OLIVE HARVEY	\$252.26	\$307.41	\$317.54	\$284.47	\$220.29	\$183.87		\$228.15
	TRUMAN	\$200.82	\$170.44	\$263.68	\$275.30	\$158.89	\$113.15		\$139.01
	WASHINGTON	\$211.98	\$171.93	\$177.01	\$173.76	\$183.26	\$217.83		\$197.84
	WILBUR WRIGHT	\$190.55	\$188.23	\$209.99	\$205.25	\$159.68	\$127.51		\$166.44
507	DANVILLE	\$201.38	\$256.14	\$304.55	\$215.43	\$186.36	\$208.61		\$217.67
502	DUPAGE	\$180.60	\$216.43	\$249.83	\$294.64	\$181.91	\$151.90		\$194.02
509	ELGIN	\$220.70	\$224.62	\$295.88	\$371.11	\$216.02	\$199.36		\$233.55
512	HARPER	\$225.50	\$247.85	\$306.89	\$396.78	\$241.50	\$232.25		\$239.63
540	HEARTLAND	\$165.29	\$204.12	\$244.56	\$253.42	\$126.22	\$147.29		\$169.38
519	HIGHLAND	\$194.73	\$252.65	\$250.42	\$200.81	\$138.86	\$197.09		\$196.27
514	ILLINOIS CENTRAL	\$180.13	\$233.18	\$272.67	\$313.00	\$190.82	\$238.67		\$204.58
529	ILLINOIS EASTERN	\$132.11	\$175.31	\$131.67	\$180.47	\$140.35	\$120.95		\$140.68
	FRONTIER	\$137.80	\$176.81	\$187.57	\$173.26	\$234.46	\$111.85		\$151.97
	LINCOLN TRAIL	\$141.67	\$402.80	\$159.68	\$152.10	\$147.00	\$107.88		\$156.14
	OLNEY CENTRAL	\$143.20	\$171.40	\$176.25	\$274.52	\$138.44	\$94.34		\$171.12
	WABASH VALLEY	\$106.49	\$117.16	\$114.27	\$73.48	\$85.40	\$199.54		\$108.60
513	ILLINOIS VALLEY	\$190.78	\$212.32	\$250.87	\$255.69	\$188.80	\$149.69		\$203.37
525	JOLIET	\$185.49	\$207.51	\$311.24	\$290.30	\$174.94	\$191.73		\$207.22
520	KANKAKEE	\$163.08	\$196.14	\$229.81	\$216.87	\$159.36	\$101.02		\$155.29
501	KASKASKIA	\$134.91	\$144.78	\$171.59	\$207.01	\$104.12	\$126.39	\$125.43	\$148.92
523	KISHWAUKEE	\$179.09	\$214.73	\$306.51	\$271.21	\$183.79	\$250.83		\$207.68
532	LAKE COUNTY	\$213.88	\$239.86	\$261.19	\$361.46	\$201.60	\$197.91		\$224.40
517	LAKE LAND	\$130.40	\$138.52	\$161.56	\$222.59	\$143.22	\$272.70		\$146.89
536	LEWIS & CLARK	\$174.43	\$181.26	\$213.40	\$337.37	\$188.61	\$187.14		\$189.12
526	LINCOLN LAND	\$221.49	\$199.54	\$285.75	\$377.67	\$232.18	\$241.94		\$238.66
530	LOGAN	\$181.88	\$197.56	\$211.76	\$217.91	\$191.29	\$147.62		\$189.97
528	MC HENRY	\$238.99	\$234.32	\$348.52	\$260.91	\$222.29	\$196.30		\$238.97
524	MORAIN VALLEY	\$165.62	\$171.22	\$275.18	\$263.64	\$161.86	\$121.15		\$176.55
527	MORTON	\$202.87	\$192.43	\$272.33	\$307.54	\$142.45	\$142.45		\$191.26
535	OAKTON	\$207.80	\$209.00	\$327.98	\$257.32	\$183.47	\$134.80	\$137.46	\$206.36
505	PARKLAND	\$195.93	\$220.04	\$238.66	\$328.06	\$188.06	\$206.83		\$209.42
515	PRAIRIE STATE	\$195.46	\$220.88	\$277.92	\$369.65	\$189.16	\$190.23		\$214.75
521	REND LAKE	\$131.17	\$254.24	\$259.71	\$253.32	\$141.34	\$255.37		\$182.76
537	RICHLAND	\$209.76	\$246.41	\$284.65	\$338.62	\$228.26	\$307.75		\$238.34
511	ROCK VALLEY	\$169.15	\$199.75	\$258.14	\$311.66	\$145.70	\$115.50		\$185.52
518	SANDBURG	\$183.60	\$251.38	\$263.13	\$244.41	\$187.65	\$328.21		\$218.92
506	SAUK VALLEY	\$233.87	\$247.77	\$321.30	\$323.29	\$226.22	\$288.20		\$252.29
531	SHAWNEE	\$185.59	\$217.46	\$276.61	\$213.84	\$200.19	\$160.52		\$196.12
510	SOUTH SUBURBAN	\$195.49	\$193.14	\$292.33	\$273.65	\$191.49	\$188.69	\$280.24	\$207.97
533	SOUTHEASTERN	\$168.58	\$162.19	\$187.26	\$202.09	\$138.98	\$222.97		\$177.86
522	SOUTHWESTERN	\$166.56	\$185.53	\$195.15	\$242.18	\$162.39	\$164.88		\$177.17
534	SPOON RIVER	\$207.77	\$239.34	\$301.02	\$230.95	\$199.76	\$190.14		\$220.41
504	TRITON	\$167.57	\$165.79	\$222.01	\$254.73	\$179.36	\$126.93		\$169.69
516	WAUBONSEE	\$197.43	\$196.62	\$224.34	\$200.56	\$196.62	\$165.75		\$192.62
539	WOOD	\$194.87	\$201.85	\$273.44	\$329.96	\$192.83	\$233.69		\$215.94
	STATE AVERAGES	\$188.89	\$202.58	\$241.20	\$269.53	\$182.39	\$148.12	\$147.54	\$193.16

SOURCE OF DATA: ICCB Unit Cost Report

Illinois Community College Board

Table IV-13

FISCAL YEAR 2004 NET INSTRUCTIONAL UNIT COST BY FUNDED INSTRUCTIONAL CATEGORIES
IN ILLINOIS PUBLIC COMMUNITY COLLEGES
UNRESTRICTED COSTS

Dist. No.	District	Baccalaureate	Business	Technical	Health	Remedial	ABE/ASE	Net Instructional
503	Black Hawk	\$176.45	\$198.80	\$233.62	\$197.26	\$168.34	\$124.63	\$180.32
508	Chicago	\$199.54	\$186.31	\$228.15	\$250.03	\$167.26	\$123.43	\$171.26
507	Danville	\$193.96	\$246.31	\$279.95	\$212.26	\$179.06	\$168.60	\$209.05
502	DuPage	\$187.52	\$223.07	\$254.20	\$301.16	\$188.39	\$194.47	\$204.01
509	Elgin	\$216.94	\$216.13	\$275.31	\$372.01	\$216.89	\$233.48	\$232.42
512	Harper	\$213.95	\$236.31	\$295.35	\$385.24	\$229.96	\$242.85	\$229.12
540	Heartland	\$90.57	\$119.18	\$167.61	\$167.71	\$51.76	\$33.30	\$94.33
519	Highland	\$179.82	\$231.47	\$223.45	\$188.30	\$128.29	\$367.62	\$183.48
514	Illinois Central	\$176.40	\$229.33	\$266.53	\$308.08	\$202.69	\$207.47	\$200.28
529	Illinois Eastern	\$111.55	\$156.58	\$115.50	\$159.22	\$140.17	\$70.15	\$121.93
513	Illinois Valley	\$158.40	\$174.01	\$220.13	\$189.57	\$158.91	\$162.84	\$171.23
525	Joliet	\$175.74	\$197.65	\$299.58	\$279.27	\$165.36	\$299.58	\$198.15
520	Kankakee	\$170.03	\$202.59	\$223.98	\$223.16	\$166.11	\$101.56	\$165.41
501	Kaskaskia	\$118.82	\$128.47	\$155.51	\$190.93	\$83.68	\$91.16	\$132.87
523	Kishwaukee	\$171.31	\$207.28	\$298.66	\$263.44	\$176.02	\$157.60	\$195.62
532	Lake County	\$214.96	\$236.36	\$260.13	\$343.46	\$202.85	\$189.84	\$225.02
517	Lake Land	\$120.15	\$127.44	\$148.80	\$210.22	\$133.15	\$164.17	\$133.75
536	Lewis & Clark	\$145.46	\$150.30	\$175.22	\$298.33	\$158.59	\$131.15	\$158.28
526	Lincoln Land	\$193.94	\$173.82	\$259.61	\$345.87	\$205.00	\$0.00	\$210.86
530	Logan	\$161.76	\$172.17	\$183.04	\$196.27	\$171.36	\$110.82	\$168.31
528	McHenry	\$227.98	\$223.31	\$337.51	\$249.90	\$211.28	\$216.28	\$232.52
524	Moraine Valley	\$152.10	\$157.69	\$261.66	\$250.12	\$148.34	\$181.47	\$166.50
527	Morton	\$219.11	\$208.52	\$298.86	\$323.63	\$0.00	\$0.00	\$234.48
535	Oakton	\$222.58	\$226.41	\$345.67	\$281.87	\$198.96	\$177.42	\$233.22
505	Parkland	\$181.25	\$205.50	\$223.17	\$313.38	\$173.38	\$133.53	\$193.83
515	Prairie State	\$199.60	\$218.03	\$275.11	\$366.80	\$193.40	\$0.00	\$220.33
521	Rend Lake	\$113.48	\$224.49	\$242.03	\$235.64	\$106.26	\$117.48	\$159.09
537	Richland	\$177.26	\$202.77	\$237.78	\$262.79	\$165.50	\$0.00	\$194.09
511	Rock Valley	\$165.80	\$192.16	\$244.05	\$297.60	\$140.32	\$0.00	\$182.45
518	Sandburg	\$165.32	\$225.82	\$216.56	\$220.49	\$161.39	\$125.01	\$181.17
506	Sauk Valley	\$211.19	\$226.11	\$294.04	\$300.80	\$201.90	\$326.83	\$228.31
531	Shawnee	\$140.67	\$172.54	\$231.69	\$168.92	\$155.27	\$141.59	\$154.90
510	South Suburban	\$214.72	\$208.39	\$286.35	\$284.61	\$212.00	\$164.61	\$227.07
533	Southeastern	\$150.14	\$142.16	\$165.48	\$179.74	\$122.79	\$0.00	\$156.37
522	Southwestern	\$157.23	\$172.88	\$186.33	\$233.18	\$153.86	\$0.00	\$168.39
534	Spoon River	\$190.09	\$228.62	\$269.09	\$216.22	\$170.93	\$153.93	\$201.79
504	Triton	\$171.00	\$169.34	\$225.44	\$258.16	\$182.80	\$127.71	\$176.50
516	Waubensee	\$195.75	\$194.97	\$196.32	\$196.62	\$195.03	\$155.71	\$191.56
539	Wood	\$177.31	\$179.33	\$250.12	\$307.61	\$175.53	\$0.00	\$196.27
	STATE AVERAGES	\$179.94	\$193.05	\$227.80	\$257.59	\$174.50	\$133.22	\$186.63

SOURCE OF DATA: ICCB Unit Cost Report

Illinois Community College Board
Table IV-14
FISCAL YEAR 2004 AUDITED OPERATING REVENUES* BY SOURCE

Dist. No.	District	Local Taxes & Chgbacks	Student Tuition	Student Fees	ICCB Grants	CPPRT**	State Adult Ed. & Other State	State Vocational Ed.	Federal	Other	Total
503	Black Hawk	\$7,254,689	\$8,598,213	\$866,212	\$9,205,573	\$859,480	\$363,820	\$198,075	\$70,203	\$951,669	\$28,367,934
508	Chicago	\$82,577,552	\$44,715,572	\$11,041,388	\$38,700,335	\$8,676,779	\$2,376,109	\$0	\$346,313	\$1,789,189	\$190,223,237
507	Danville	\$3,865,273	\$3,610,403	\$440,839	\$3,281,850	\$366,987	\$0	\$82,919	\$15,293	\$469,077	\$12,132,641
502	DuPage	\$56,458,616	\$37,508,486	\$2,388,266	\$14,800,904	\$974,052	\$6,450	\$445,789	\$0	\$635,707	\$113,218,270
509	Elgin	\$24,787,564	\$10,861,728	\$616,820	\$5,000,617	\$353,731	\$15,148,403	\$0	\$0	\$710,476	\$57,479,339
512	Harper	\$36,854,322	\$20,413,051	\$4,439,557	\$6,997,311	\$610,800	\$642,423	\$0	\$29,143	\$414,024	\$70,400,631
540	Heartland	\$6,871,533	\$5,650,291	\$288,853	\$2,240,849	\$511,311	\$229,358	\$76,427	\$2,105	\$832,623	\$16,703,350
519	Highland	\$3,507,815	\$2,950,567	\$368,518	\$2,603,560	\$256,296	\$124,023	\$73,776	\$122,098	\$237,916	\$10,244,569
514	Illinois Central	\$11,891,955	\$11,216,643	\$103,552	\$9,173,675	\$1,874,641	\$0	\$261,288	\$0	\$1,853,890	\$36,375,644
529	Illinois Eastern	\$2,568,416	\$7,935,494	\$523,601	\$12,296,487	\$428,232	\$0	\$518,864	\$0	\$231,067	\$24,502,161
513	Illinois Valley	\$6,017,735	\$4,595,188	\$418,581	\$2,827,846	\$766,520	\$105,837	\$85,416	\$0	\$984,391	\$15,801,514
525	Joliet	\$25,362,128	\$12,322,619	\$1,148,026	\$6,923,055	\$0	\$38,217	\$205,182	\$29,522	\$226,944	\$46,255,693
520	Kankakee	\$4,290,981	\$3,903,797	\$241,283	\$6,316,139	\$313,119	\$278,563	\$162,960	\$92,377	\$242,970	\$15,842,189
501	Kaskaskia	\$2,509,713	\$4,960,086	\$1,023,724	\$5,691,596	\$311,740	\$176,592	\$0	\$27,887	\$99,400	\$14,800,738
523	Kishwaukee	\$4,994,863	\$4,491,944	\$700,614	\$3,825,744	\$140,533	\$183,799	\$0	\$0	\$224,749	\$14,562,246
532	Lake County	\$37,271,887	\$14,739,759	\$0	\$7,169,158	\$754,353	\$0	\$190,142	\$0	\$1,173,719	\$61,299,018
517	Lake Land	\$5,102,973	\$6,017,360	\$1,383,925	\$7,518,315	\$277,893	\$222,173	\$186,688	\$23,225	\$1,654,922	\$22,387,474
536	Lewis & Clark	\$6,408,197	\$5,464,155	\$487,385	\$5,851,555	\$666,893	\$0	\$152,669	\$0	\$164,330	\$19,195,184
526	Lincoln Land	\$14,645,964	\$6,273,677	\$762,222	\$5,178,198	\$697,785	\$0	\$120,811	\$26,443	\$703,566	\$28,408,666
530	Logan	\$4,282,510	\$8,520,827	\$519,012	\$11,288,055	\$397,607	\$0	\$218,898	\$12,712	\$497,071	\$25,736,692
528	McHenry	\$17,342,961	\$6,146,100	\$2,161,908	\$3,017,468	\$204,253	\$0	\$86,613	\$0	\$282,072	\$29,241,375
524	Moraine Valley	\$17,086,026	\$18,943,605	\$1,707,657	\$9,173,546	\$789,084	\$600,834	\$0	\$0	\$815,614	\$49,116,366
527	Morton	\$5,285,052	\$3,653,928	\$231,535	\$3,853,807	\$798,046	\$0	\$104,371	\$0	\$177,330	\$14,104,069
535	Oakton	\$29,042,831	\$11,569,780	\$1,384,296	\$5,049,151	\$0	\$1,046,360	\$194,736	\$0	\$567,487	\$48,854,641
505	Parkland	\$12,586,186	\$15,791,570	\$1,359,414	\$7,120,451	\$1,481,549	\$0	\$199,778	\$140,389	\$994,331	\$39,673,668
515	Prairie State	\$6,236,960	\$8,557,545	\$717,014	\$2,875,850	\$307,405	\$303,751	\$118,453	\$0	\$112,264	\$19,229,242
521	Rend Lake	\$1,509,373	\$4,651,595	\$673,023	\$6,141,312	\$269,655	\$0	\$0	\$0	\$560,096	\$13,805,054
537	Richland	\$4,441,868	\$3,065,354	\$402,639	\$2,889,906	\$275,599	\$0	\$66,995	\$0	\$283,713	\$11,426,074
511	Rock Valley	\$13,503,819	\$8,353,261	\$1,199,602	\$5,846,865	\$983,038	\$579,013	\$0	\$0	\$458,877	\$30,924,475
518	Sandburg	\$3,301,659	\$4,352,727	\$504,667	\$3,479,724	\$170,542	\$109,558	\$113,471	\$0	\$68,469	\$12,100,817
506	Sauk Valley	\$3,509,846	\$2,919,170	\$308,438	\$3,109,821	\$295,955	\$89,326	\$59,019	\$4,240	\$323,849	\$10,619,664
531	Shawnee	\$1,249,615	\$1,442,304	\$226,160	\$4,694,204	\$309,582	\$0	\$89,020	\$5,909	\$414,650	\$8,431,444
510	South Suburban	\$6,755,899	\$9,033,073	\$1,183,064	\$6,464,083	\$0	\$815,168	\$221,195	\$29,349	\$329,262	\$24,831,093
533	Southeastern	\$1,438,238	\$2,396,059	\$245,375	\$5,060,711	\$150,647	\$5,000	\$130,739	\$52,956	\$77,214	\$9,556,939
522	Southwestern	\$8,993,266	\$13,440,113	\$1,436,971	\$15,876,141	\$886,373	\$400,810	\$486,942	\$0	\$626,503	\$42,147,119
534	Spoon River	\$1,900,138	\$2,198,306	\$354,178	\$1,984,107	\$584,373	\$0	\$47,206	\$5,855	\$130,388	\$7,204,551
504	Triton	\$17,059,458	\$14,622,060	\$251,553	\$8,221,606	\$1,278,884	\$260,324	\$615,101	\$0	\$986,657	\$43,295,643
516	Waubensee	\$18,588,924	\$6,463,998	\$1,054,700	\$4,069,236	\$579,929	\$905	\$119,633	\$66,229	\$4,695,270	\$35,638,824
539	Wood	\$2,391,676	\$4,101,249	\$438,443	\$2,785,739	\$315,459	\$0	\$72,789	\$0	\$383,326	\$10,488,681
STATE TOTALS		\$519,748,481	\$366,451,657	\$43,603,015	\$268,604,550	\$28,919,125	\$24,106,816	\$5,705,965	\$1,102,248	\$26,385,072	\$1,284,626,929

*Revenues received in the Education and Operations & Maintenance Funds

**Corporate Personal Property Replacement Tax Revenue

SOURCE OF DATA: College Audits

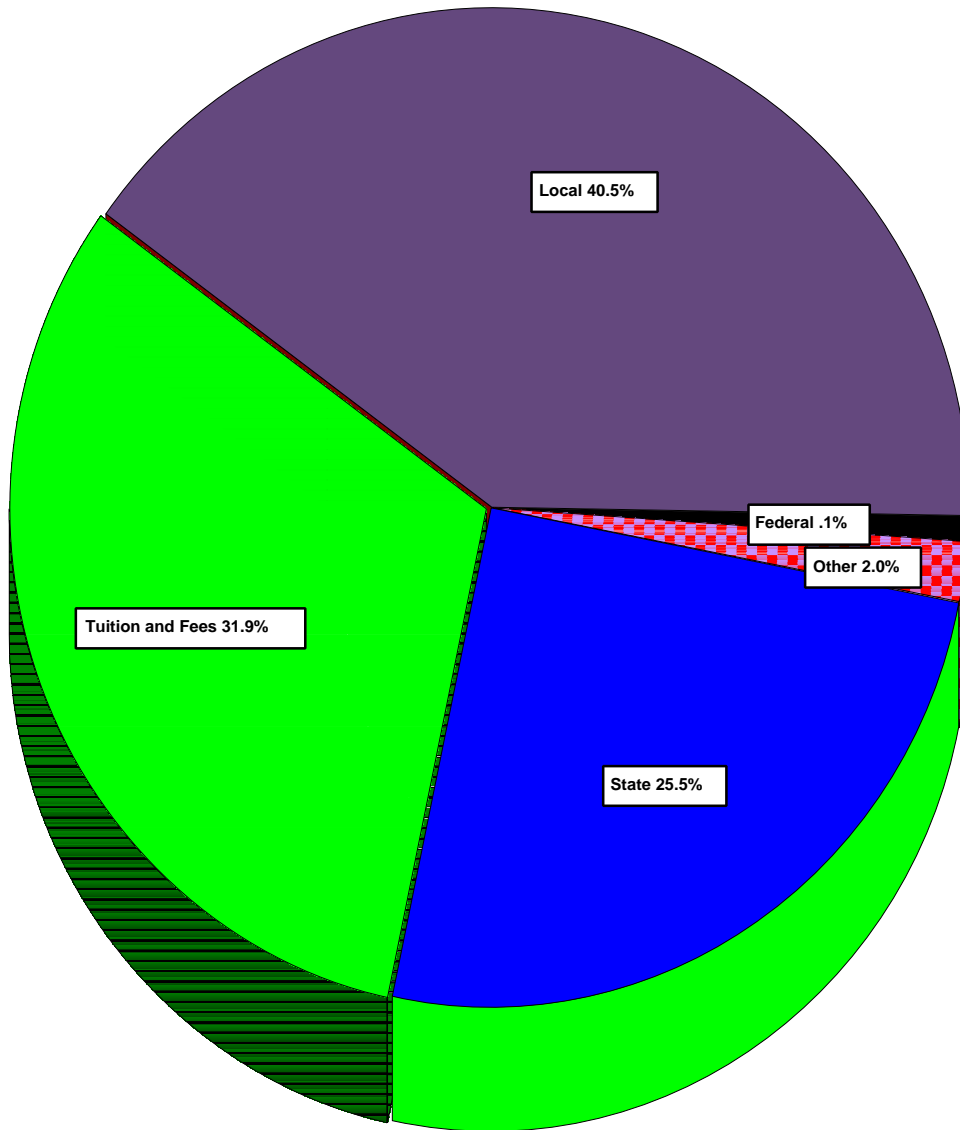


Figure 4. FY 2004 Audited Sources of Operating Revenue

Illinois Community College Board
Table IV-15
FISCAL YEAR 2004 AUDITED OPERATING EXPENDITURES* BY FUNCTION

Dist. No.	District	Instruction	Acad Support	Student Services	Public Service	Organ Research	Auxiliary Services	Oper & Maintenance	Instit. Support	Scholar., Grants & Waivers	Total
503	Black Hawk	\$11,742,851	\$2,618,405	\$2,146,891	\$1,040,616	\$0	\$0	\$3,381,652	\$5,411,831	\$1,993,293	\$28,335,539
508	Chicago	\$89,418,826	\$12,434,255	\$14,180,160	\$2,059,694	\$0	\$800,791	\$20,666,477	\$44,508,973	\$1,526,325	\$185,595,501
507	Danville	\$4,492,541	\$799,795	\$1,171,807	\$450,156	\$0	\$0	\$2,122,172	\$2,216,670	\$0	\$11,253,141
502	DuPage	\$57,793,976	\$8,416,164	\$10,298,446	\$514,640	\$0	\$0	\$12,109,838	\$14,910,094	\$4,940,604	\$108,983,762
509	Elgin	\$16,154,775	\$3,175,258	\$3,724,426	\$154,744	\$0	\$0	\$4,709,617	\$8,516,609	\$108,752	\$36,544,181
512	Harper	\$25,103,627	\$5,729,254	\$6,125,840	\$116,005	\$0	\$0	\$8,608,257	\$18,350,028	\$333,006	\$64,366,017
540	Heartland	\$7,063,457	\$782,879	\$1,228,587	\$838,042	\$0	\$0	\$1,420,187	\$3,773,762	\$691,537	\$15,798,451
519	Highland	\$4,994,425	\$516,661	\$789,958	\$746,363	\$0	\$0	\$1,248,707	\$1,950,206	\$56,125	\$10,302,445
514	Illinois Central	\$18,983,824	\$1,970,897	\$2,405,833	\$182,133	\$0	\$0	\$5,423,474	\$7,845,200	\$0	\$36,811,361
529	Illinois Eastern	\$9,727,813	\$678,501	\$1,220,847	\$81,967	\$0	\$0	\$2,404,261	\$4,778,202	\$4,260,696	\$23,152,287
513	Illinois Valley	\$6,749,890	\$1,080,222	\$915,398	\$638,180	\$0	\$0	\$2,021,576	\$2,404,223	\$0	\$13,809,489
525	Joliet	\$23,752,512	\$1,999,370	\$3,453,027	\$25,932	\$0	\$0	\$5,858,596	\$8,463,954	\$0	\$43,553,391
520	Kankakee	\$6,819,608	\$1,269,163	\$1,225,005	\$467,420	\$0	\$0	\$1,563,014	\$4,057,034	\$62,855	\$15,464,099
501	Kaskaskia	\$8,298,135	\$454,047	\$1,068,483	\$0	\$0	\$0	\$1,350,095	\$2,126,134	\$1,533,149	\$14,830,043
523	Kishwaukee	\$7,726,429	\$686,749	\$1,059,173	\$291,635	\$0	\$0	\$2,399,954	\$1,895,822	\$0	\$14,059,762
532	Lake County	\$28,096,449	\$4,405,390	\$4,199,524	\$3,392,866	\$0	\$0	\$5,504,724	\$15,161,155	\$78,578	\$60,838,686
517	Lake Land	\$10,654,253	\$1,176,574	\$1,568,496	\$664,495	\$0	\$0	\$2,770,186	\$4,974,157	\$280,659	\$22,088,820
536	Lewis & Clark	\$7,897,005	\$1,626,814	\$1,585,904	\$203,336	\$0	\$0	\$3,423,073	\$3,417,847	\$105,976	\$18,259,955
526	Lincoln Land	\$12,828,257	\$2,888,096	\$1,688,015	\$2	\$0	\$254,742	\$4,405,702	\$5,654,061	\$82,941	\$27,801,816
530	Logan	\$10,074,074	\$1,933,782	\$2,363,039	\$798,563	\$0	\$0	\$3,242,084	\$3,563,918	\$2,405,491	\$24,380,951
528	McHenry	\$11,552,957	\$1,430,013	\$2,536,155	\$1,073,329	\$0	\$0	\$2,456,685	\$8,049,592	\$0	\$27,098,731
524	Moraine Valley	\$20,625,731	\$3,328,776	\$5,365,263	\$271,655	\$0	\$0	\$6,171,150	\$11,005,371	\$0	\$46,767,946
527	Morton	\$5,852,045	\$666,075	\$1,096,941	\$93,105	\$0	\$301,188	\$1,742,796	\$3,481,615	\$274,084	\$13,507,849
535	Oakton	\$25,086,347	\$3,540,070	\$4,590,674	\$889,840	\$0	\$0	\$4,576,205	\$4,444,028	\$0	\$43,127,164
505	Parkland	\$19,735,679	\$2,983,801	\$3,201,129	\$809,003	\$0	\$0	\$4,193,772	\$7,138,477	\$0	\$38,061,861
515	Prairie State	\$7,303,479	\$1,173,278	\$2,665,600	\$1,788,318	\$0	\$0	\$2,589,036	\$4,334,555	\$0	\$19,854,266
521	Rend Lake	\$6,048,680	\$626,005	\$708,680	\$112,948	\$0	\$0	\$1,621,178	\$1,807,225	\$2,007,496	\$12,932,212
537	Richland	\$6,160,861	\$570,120	\$938,593	\$96,638	\$0	\$0	\$1,048,548	\$2,187,098	\$224,147	\$11,226,005
511	Rock Valley	\$13,843,579	\$2,449,720	\$2,117,788	\$750,068	\$0	\$238,858	\$3,442,204	\$7,500,882	\$135,247	\$30,478,346
518	Sandburg	\$6,923,830	\$372,662	\$957,914	\$35,000	\$0	\$0	\$1,105,720	\$3,222,042	\$0	\$12,617,168
506	Sauk Valley	\$4,386,200	\$1,166,386	\$961,465	\$320,026	\$0	\$0	\$1,273,182	\$2,206,292	\$494,651	\$10,808,202
531	Shawnee	\$4,114,749	\$275,369	\$796,706	\$171,637	\$0	\$0	\$1,014,254	\$1,561,860	\$1,956	\$7,936,531
510	South Suburban	\$12,880,402	\$691,764	\$2,954,154	\$1,173,293	\$0	\$0	\$2,948,125	\$5,679,228	\$0	\$26,326,966
533	Southeastern	\$3,869,151	\$342,073	\$577,150	\$5,078	\$0	\$61,405	\$1,191,979	\$1,859,329	\$720,163	\$8,626,328
522	Southwestern	\$19,115,347	\$1,911,162	\$4,343,138	\$885,808	\$0	\$0	\$4,378,527	\$9,499,024	\$601,069	\$40,734,075
534	Spoon River	\$3,707,721	\$182,639	\$606,634	\$0	\$0	\$0	\$936,301	\$2,001,409	\$283,384	\$7,718,088
504	Triton	\$17,064,739	\$3,294,900	\$3,108,092	\$1,892,276	\$0	\$293,013	\$6,295,267	\$8,006,726	\$0	\$39,955,013
516	Waubonsee	\$10,625,414	\$1,306,168	\$2,064,115	\$2,293,008	\$0	\$401,594	\$1,452,096	\$9,622,737	\$0	\$27,765,132
539	Wood	\$4,754,020	\$598,297	\$924,767	\$547,179	\$0	\$0	\$877,540	\$2,112,851	\$508,275	\$10,322,929
	TOTALS	\$572,023,658	\$81,551,554	\$102,933,817	\$25,874,998	\$0	\$2,351,591	\$143,948,211	\$259,700,221	\$23,710,459	\$1,212,094,509

*Expenditures made from the Education and Operations & Maintenance Funds
SOURCE OF DATA: College Audits

Illinois Community College Board
Table IV-16
FISCAL YEAR 2004 AUDITED OPERATING EXPENDITURES* BY OBJECT

Dist. No.	District/College	Salaries	Employee Benefits	Contract. Services	General Materials	Travel	Fixed Charges	Utilities	Capital Outlay	Other	Total
503	Black Hawk	\$18,647,779	\$2,974,209	\$1,353,471	\$1,820,393	\$244,670	\$175,332	\$1,053,753	\$137,623	\$1,928,309	\$28,335,539
508	Chicago	\$118,823,838	\$28,099,780	\$15,564,980	\$8,757,499	\$1,878,818	\$813,767	\$3,332,673	\$363,623	\$7,960,523	\$185,595,501
507	Danville	\$7,021,010	\$872,403	\$814,322	\$1,093,449	\$201,777	\$82,929	\$994,522	\$48,400	\$124,329	\$11,253,141
502	DuPage	\$76,637,830	\$8,758,248	\$4,740,100	\$6,757,998	\$740,415	\$1,406,331	\$3,392,352	\$997,831	\$5,552,657	\$108,983,762
509	Elgin	\$24,198,507	\$3,874,188	\$1,968,867	\$2,786,278	\$275,549	\$203,428	\$1,394,560	\$999,273	\$843,531	\$36,544,181
512	Harper	\$42,654,915	\$7,691,633	\$3,966,647	\$3,882,751	\$527,729	\$361,899	\$2,477,218	\$1,547,447	\$1,255,778	\$64,366,017
540	Heartland	\$9,987,367	\$1,196,006	\$900,764	\$1,122,456	\$236,175	\$704,224	\$600,279	\$358,927	\$692,253	\$15,798,451
519	Highland	\$7,054,501	\$1,381,537	\$553,538	\$662,842	\$79,998	\$124,280	\$514,347	\$14,397	(\$82,995)	\$10,302,445
514	Illinois Central	\$25,010,797	\$4,003,596	\$867,137	\$3,219,835	\$319,117	\$803,222	\$1,649,733	\$563,729	\$374,195	\$36,811,361
529	Illinois Eastern	\$13,361,949	\$1,326,318	\$757,295	\$1,730,843	\$147,825	\$373,556	\$913,315	\$223,921	\$4,317,265	\$23,152,287
513	Illinois Valley	\$8,907,373	\$1,567,988	\$580,287	\$1,103,492	\$268,578	\$62,534	\$725,357	\$187,630	\$406,250	\$13,809,489
525	Joliet	\$30,175,789	\$5,440,773	\$1,160,847	\$2,350,106	\$464,052	\$727,516	\$1,388,991	\$475,884	\$1,369,433	\$43,554,391
520	Kankakee	\$10,283,701	\$1,288,697	\$1,106,816	\$942,419	\$215,690	\$117,851	\$544,837	\$391,610	\$572,478	\$15,464,099
501	Kaskaskia	\$8,517,075	\$1,826,067	\$617,153	\$995,487	\$224,766	\$142,439	\$633,426	\$340,480	\$1,533,150	\$14,830,043
523	Kishwaukee	\$8,919,591	\$1,506,866	\$707,818	\$869,727	\$112,497	\$0	\$1,024,152	\$325,663	\$593,448	\$14,059,762
532	Lake County	\$40,174,172	\$7,414,286	\$3,504,132	\$3,542,154	\$381,737	\$1,308,738	\$2,064,024	\$810,453	\$1,638,990	\$60,838,686
517	Lake Land	\$13,536,425	\$1,726,415	\$1,099,279	\$3,469,246	\$342,384	\$477,381	\$792,793	\$268,186	\$376,711	\$22,088,820
536	Lewis & Clark	\$12,434,819	\$904,131	\$2,095,224	\$1,336,831	\$132,824	\$71,917	\$1,065,169	\$112,350	\$106,690	\$18,259,955
526	Lincoln Land	\$19,251,341	\$1,996,112	\$819,045	\$1,597,236	\$387,215	\$856,441	\$1,343,779	\$835,955	\$714,692	\$27,801,816
530	Logan	\$15,780,011	\$2,062,661	\$829,415	\$1,703,120	\$239,986	\$48,650	\$912,548	\$279,097	\$2,525,463	\$24,380,951
528	McHenry	\$17,152,465	\$4,486,451	\$1,170,479	\$1,628,568	\$418,670	\$869,293	\$732,259	\$248,362	\$392,184	\$27,098,731
524	Moraine Valley	\$30,125,638	\$4,618,515	\$4,243,489	\$4,731,107	\$500,096	\$201,412	\$1,317,073	\$579,205	\$451,411	\$46,767,946
527	Morton	\$8,385,646	\$1,586,340	\$1,471,017	\$893,114	\$130,870	\$67,954	\$585,526	\$93,237	\$294,145	\$13,507,849
535	Oakton	\$31,372,889	\$3,722,440	\$3,407,891	\$2,865,106	\$231,591	(\$43,524)	\$1,107,870	\$252,287	\$210,614	\$43,127,164
505	Parkland	\$27,390,967	\$3,602,494	\$830,159	\$2,322,726	\$339,985	\$494,507	\$1,653,623	\$310,024	\$1,117,376	\$38,061,861
515	Prairie State	\$11,956,512	\$1,403,302	\$2,629,207	\$1,056,133	\$155,542	\$26,012	\$840,870	\$52,370	\$1,734,318	\$19,854,266
521	Rend Lake	\$7,553,979	\$789,576	\$430,413	\$1,148,479	\$160,230	\$127,105	\$585,545	\$82,439	\$2,054,446	\$12,932,212
537	Richland	\$8,054,099	\$1,046,863	\$464,372	\$831,487	\$124,128	\$70,407	\$306,952	\$108,441	\$219,256	\$11,226,005
511	Rock Valley	\$19,345,842	\$4,136,086	\$2,004,440	\$2,428,557	\$125,300	\$222,629	\$1,337,541	\$257,154	\$620,797	\$30,478,346
518	Sandburg	\$7,816,396	\$1,022,736	\$1,287,310	\$867,655	\$230,050	\$233,028	\$539,827	\$315,121	\$305,045	\$12,617,168
506	Sauk Valley	\$6,751,934	\$1,447,413	\$505,283	\$903,627	\$138,006	\$84,145	\$391,281	\$42,736	\$543,777	\$10,808,202
531	Shawnee	\$5,681,559	\$344,752	\$447,852	\$722,640	\$104,878	\$84,916	\$372,011	\$150,591	\$27,332	\$7,936,531
510	South Suburban	\$16,755,691	\$3,180,833	\$1,074,365	\$1,732,848	\$75,360	\$94,287	\$1,090,888	\$1,664,949	\$657,745	\$26,326,966
533	Southeastern	\$5,448,626	\$609,023	\$616,457	\$523,741	\$108,929	\$52,854	\$401,149	\$39,291	\$826,258	\$8,626,328
522	Southwestern	\$27,573,383	\$1,923,260	\$2,130,157	\$2,506,640	\$365,452	\$1,391,884	\$1,509,205	\$1,642,876	\$1,691,218	\$40,734,075
534	Spoon River	\$4,529,678	\$840,169	\$321,910	\$862,157	\$121,008	\$43,875	\$411,185	\$260,475	\$327,631	\$7,718,088
504	Triton	\$26,333,510	\$7,043,737	\$2,367,131	\$1,893,848	\$147,594	\$196,871	\$1,294,819	\$295,898	\$381,605	\$39,955,013
516	Waubensee	\$17,694,486	\$1,912,008	\$1,877,144	\$4,177,412	\$330,337	\$149,167	\$64,149	\$1,171,645	\$388,784	\$27,765,132
539	Wood	<u>\$6,772,290</u>	<u>\$877,978</u>	<u>\$482,888</u>	<u>\$737,594</u>	<u>\$186,676</u>	<u>\$140,036</u>	<u>\$403,138</u>	<u>\$146,101</u>	<u>\$576,228</u>	<u>\$10,322,929</u>
STATE TOTALS		\$798,074,380	\$130,505,890	\$71,769,101	\$82,577,601	\$11,416,504	\$13,369,293	\$41,762,739	\$16,995,681	\$45,623,320	\$1,212,094,509

*Expenditures made from the Education and Operations & Maintenance Funds

SOURCE OF DATA: College Audits

Illinois Community College Board
Table IV-17
FISCAL YEAR 2004 TOTAL CURRENT FUNDS* REVENUE BY SOURCE

Dist. No.	District	Local Tax Revenue	Other Local Revenue	ICCB Grants	Other State Revenue	Federal Revenue	Tuition and Fees	Other Misc. Revenue	Total
503	Black Hawk	\$9,207,958	\$73,381	\$10,375,010	\$4,381,782	\$7,908,014	\$9,714,859	\$5,686,415	\$47,347,419
508	Chicago	\$87,494,968	\$2,506,365	\$56,046,393	\$22,094,020	\$63,091,490	\$55,756,960	\$8,590,239	\$295,580,435
507	Danville	\$4,491,505	\$15,425	\$3,782,241	\$460,360	\$4,887,866	\$3,406,394	\$1,817,460	\$18,861,251
502	DuPage	\$57,281,219	\$681,253	\$16,660,100	\$4,539,412	\$7,898,636	\$47,733,116	\$17,489,442	\$152,283,178
509	Elgin	\$27,191,174	\$1,210,547	\$5,746,618	\$15,638,023	\$6,522,912	\$12,705,351	\$6,868,857	\$75,883,482
512	Harper	\$38,199,128	\$224,617	\$7,581,019	\$3,559,883	\$4,833,589	\$29,073,266	\$10,808,944	\$94,280,446
540	Heartland	\$8,674,873	\$500	\$2,587,437	\$1,470,164	\$3,344,638	\$5,939,144	\$1,255,744	\$23,272,500
519	Highland	\$4,299,119	\$0	\$3,338,332	\$459,307	\$4,579,799	\$3,476,162	\$1,791,596	\$17,944,315
514	Illinois Central	\$11,829,174	\$86,390	\$9,953,314	\$6,128,887	\$9,884,654	\$11,320,195	\$10,207,554	\$59,410,168
529	Illinois Eastern	\$3,069,193	\$0	\$13,662,531	\$1,514,806	\$5,941,524	\$8,752,990	\$3,369,039	\$36,310,083
513	Illinois Valley	\$7,685,457	\$108,619	\$3,342,171	\$1,058,542	\$4,238,412	\$5,401,044	\$4,095,724	\$25,929,969
525	Joliet	\$25,751,356	\$1,406,033	\$8,218,245	\$1,882,329	\$6,544,336	\$16,956,524	\$6,539,009	\$67,297,832
520	Kankakee	\$4,709,303	\$0	\$6,951,355	\$578,802	\$6,920,155	\$4,493,527	\$3,872,220	\$27,525,362
501	Kaskaskia	\$3,202,129	\$0	\$6,111,857	\$1,570,186	\$5,753,411	\$5,983,810	\$2,581,371	\$25,202,764
523	Kishwaukee	\$5,877,401	\$0	\$4,522,024	\$692,625	\$2,364,901	\$5,467,826	\$3,792,741	\$22,717,518
532	Lake County	\$38,130,351	\$727,524	\$8,428,508	\$1,937,335	\$6,278,205	\$14,739,759	\$12,013,417	\$82,255,099
517	Lake Land	\$6,550,316	\$254,581	\$8,152,280	\$5,952,661	\$9,779,583	\$8,459,088	\$2,992,107	\$42,140,616
536	Lewis & Clark	\$7,626,748	\$87,324	\$6,518,099	\$1,386,755	\$6,930,865	\$6,754,788	\$2,195,444	\$31,500,023
526	Lincoln Land	\$15,897,476	\$24,532	\$5,872,734	\$1,301,856	\$4,579,234	\$7,035,899	\$7,207,148	\$41,918,879
530	Logan	\$5,160,544	\$24,604	\$12,004,504	\$1,746,075	\$7,988,990	\$9,039,839	\$1,413,297	\$37,377,853
528	McHenry	\$17,858,915	\$1,986	\$3,757,709	\$1,100,729	\$500,965	\$9,184,499	\$3,404,882	\$35,809,685
524	Moraine Valley	\$18,549,403	\$62,600	\$10,125,447	\$3,786,108	\$2,336,427	\$20,651,262	\$8,826,596	\$64,337,843
527	Morton	\$6,347,681	\$31,683	\$5,070,898	\$1,704,474	\$3,106,951	\$3,891,796	\$1,728,244	\$21,881,727
535	Oakton	\$29,480,303	\$472,080	\$6,708,292	\$21,714,095	\$3,451,581	\$15,344,151	\$10,855,597	\$88,026,099
505	Parkland	\$14,346,962	\$459,884	\$7,885,940	\$3,109,218	\$14,080,143	\$17,384,464	\$6,513,891	\$63,780,502
515	Prairie State	\$8,239,834	\$0	\$3,722,407	\$2,558,804	\$5,106,809	\$9,576,140	\$8,248,336	\$37,452,330
521	Rend Lake	\$2,224,392	\$31,563	\$6,546,654	\$2,824,181	\$5,744,975	\$5,554,195	\$3,998,810	\$26,924,770
537	Richland	\$5,357,889	\$9,342	\$3,354,284	\$2,171,465	\$2,656,208	\$3,540,508	\$1,811,456	\$18,901,152
511	Rock Valley	\$15,130,133	\$28,781	\$6,278,792	\$3,124,311	\$6,281,501	\$9,793,891	\$2,940,134	\$43,577,543
518	Sandburg	\$4,542,879	\$267,503	\$3,979,802	\$903,026	\$4,961,626	\$5,066,622	\$1,044,828	\$20,766,286
506	Sauk Valley	\$3,863,963	\$0	\$3,528,230	\$1,099,287	\$3,531,470	\$3,386,256	\$2,270,402	\$17,679,608
531	Shawnee	\$1,601,760	\$1,530	\$5,078,736	\$554,724	\$5,202,574	\$1,668,464	\$1,853,854	\$15,961,642
510	South Suburban	\$9,670,271	\$142,472	\$7,725,348	\$1,228,570	\$11,069,152	\$10,908,667	\$5,061,929	\$45,806,409
533	Southeastern	\$1,794,638	\$6,312	\$5,543,294	\$1,543,466	\$3,145,342	\$2,641,434	\$1,226,703	\$15,901,189
522	Southwestern	\$10,596,888	\$1,610,859	\$17,296,968	\$2,480,639	\$11,447,181	\$14,877,084	\$1,448,760	\$59,758,379
534	Spoon River	\$2,382,450	\$312,392	\$2,399,635	\$772,428	\$2,069,352	\$2,716,861	\$1,526,844	\$12,179,962
504	Triton	\$18,267,571	\$427,057	\$10,044,853	\$3,694,683	\$6,696,795	\$15,945,554	\$2,329,825	\$57,406,338
516	Waubonsee	\$19,512,062	\$27,829	\$4,836,908	\$722,806	\$3,218,742	\$7,518,698	\$8,874,418	\$44,711,463
539	Wood	\$3,146,335	\$18,000	\$3,170,226	\$466,662	\$3,765,553	\$4,691,560	\$2,924,439	\$18,182,775
STATE TOTALS		\$565,243,721	\$11,343,568	\$316,909,195	\$133,913,486	\$278,644,561	\$436,552,647	\$191,477,716	\$1,934,084,894

*Revenues received in the Education, Operation and Maintenance (including PBC), Restricted Purposes, Auxiliary Services, Liability/Protection/Settlement and Audit Funds

SOURCE OF DATA: College Audits

Illinois Community College Board

Table IV-18

FISCAL YEAR 2004 TOTAL CURRENT FUND* EXPENDITURES BY FUNCTION

Dist. No.	District	Instruction	Academic Support	Student Services	Public Service	Organized Research	Auxiliary Services	Operation & Maintenance	Institutional Support	Scholar.,Grants & Waivers	Total
503	Black Hawk	\$12,404,701	\$3,496,669	\$3,152,770	\$3,842,913	\$0	\$3,528,149	\$3,921,697	\$7,351,901	\$9,982,625	\$47,681,425
508	Chicago	\$99,048,698	\$21,613,127	\$21,049,620	\$10,261,522	\$173,579	\$1,738,135	\$30,410,283	\$51,575,108	\$57,378,065	\$293,248,137
507	Danville	\$5,166,040	\$815,994	\$1,649,821	\$2,411,791	\$0	\$1,285,035	\$2,122,172	\$2,812,871	\$2,479,318	\$18,743,042
502	DuPage	\$60,344,634	\$8,417,359	\$10,367,103	\$7,833,900	\$0	\$7,132,298	\$12,156,815	\$31,448,668	\$12,463,710	\$150,164,487
509	Elgin	\$17,725,856	\$3,175,258	\$5,725,467	\$452,261	\$0	\$7,123,782	\$6,424,208	\$10,023,141	\$4,257,528	\$54,907,501
512	Harper	\$25,849,379	\$5,959,455	\$7,558,585	\$4,950,570	\$0	\$7,961,967	\$9,298,248	\$22,643,460	\$6,737,012	\$90,958,676
540	Heartland	\$7,543,107	\$988,467	\$1,379,463	\$919,868	\$0	\$410,822	\$2,365,673	\$4,707,789	\$4,061,220	\$22,376,409
519	Highland	\$5,728,778	\$518,152	\$1,536,279	\$2,773,316	\$0	\$1,345,126	\$1,666,027	\$2,601,817	\$1,933,047	\$18,102,542
514	Illinois Central	\$21,408,661	\$2,497,274	\$3,658,810	\$1,930,141	\$0	\$7,818,960	\$6,478,244	\$9,022,698	\$8,925,428	\$61,740,216
529	Illinois Eastern	\$10,458,230	\$685,665	\$4,015,987	\$644,110	\$0	\$2,924,534	\$2,418,904	\$5,955,513	\$8,225,187	\$35,328,130
513	Illinois Valley	\$7,613,558	\$1,265,050	\$1,331,525	\$2,135,100	\$0	\$2,237,283	\$2,303,260	\$5,236,156	\$2,059,141	\$24,181,073
525	Joliet	\$29,426,363	\$2,086,180	\$9,737,952	\$878,296	\$0	\$6,432,936	\$6,042,070	\$10,015,494	\$0	\$64,619,291
520	Kankakee	\$7,149,529	\$1,423,418	\$1,560,719	\$5,336,535	\$0	\$2,697,808	\$1,696,773	\$4,364,754	\$2,206,929	\$26,436,465
501	Kaskaskia	\$10,646,166	\$454,047	\$1,068,483	\$0	\$0	\$3,068,096	\$1,550,393	\$2,873,064	\$6,261,026	\$25,921,275
523	Kishwaukee	\$8,487,228	\$766,833	\$3,335,993	\$451,803	\$0	\$2,926,018	\$2,399,954	\$3,458,711	\$0	\$21,826,540
532	Lake County	\$28,096,449	\$4,405,390	\$4,199,524	\$8,619,694	\$0	\$7,092,691	\$5,504,724	\$16,109,875	\$7,723,252	\$81,751,599
517	Lake Land	\$14,859,164	\$1,751,842	\$1,618,881	\$3,899,217	\$0	\$1,693,731	\$3,335,596	\$6,274,545	\$7,753,987	\$41,186,963
536	Lewis & Clark	\$9,861,010	\$2,114,882	\$2,043,744	\$2,644,015	\$0	\$1,350,653	\$3,640,973	\$5,616,612	\$3,972,887	\$31,244,776
526	Lincoln Land	\$13,305,185	\$3,558,695	\$5,309,154	\$1,206,015	\$0	\$6,137,428	\$4,405,702	\$7,066,755	\$82,941	\$41,071,875
530	Logan	\$10,719,276	\$2,095,278	\$3,409,114	\$2,662,215	\$0	\$1,245,387	\$3,746,215	\$4,953,823	\$8,297,556	\$37,128,864
528	McHenry	\$16,731,726	\$2,759,112	\$4,088,472	\$2,297,315	\$0	\$3,523,562	\$2,756,329	\$12,253,487	\$0	\$44,410,003
524	Moraine Valley	\$21,780,244	\$4,269,700	\$6,283,992	\$2,762,397	\$0	\$4,554,694	\$6,186,681	\$14,015,683	\$2,107,549	\$61,960,940
527	Morton	\$7,006,573	\$666,075	\$1,141,679	\$126,171	\$0	\$1,714,451	\$2,190,174	\$4,946,074	\$3,775,326	\$21,566,523
535	Oakton	\$35,813,410	\$5,744,939	\$6,629,166	\$2,293,314	\$0	\$13,564,738	\$7,475,957	\$10,582,226	\$0	\$82,103,750
505	Parkland	\$20,366,351	\$4,722,785	\$3,956,489	\$1,676,175	\$0	\$5,705,061	\$5,263,951	\$8,203,921	\$12,604,714	\$62,499,447
515	Prairie State	\$8,654,156	\$1,620,908	\$8,521,115	\$2,572,037	\$0	\$469,042	\$3,168,014	\$12,191,498	\$0	\$37,196,770
521	Rend Lake	\$7,169,607	\$1,248,120	\$1,637,534	\$2,327,812	\$0	\$3,386,402	\$1,985,828	\$2,591,065	\$6,175,953	\$26,522,321
537	Richland	\$7,317,683	\$632,394	\$2,275,404	\$327,122	\$0	\$1,032,103	\$1,210,950	\$3,359,019	\$3,448,014	\$19,602,689
511	Rock Valley	\$14,320,933	\$2,456,191	\$2,192,877	\$3,995,488	\$0	\$3,214,859	\$4,241,012	\$8,911,680	\$5,271,302	\$44,604,342
518	Sandburg	\$8,098,787	\$377,591	\$2,342,501	\$937,695	\$0	\$0	\$1,105,720	\$4,793,458	\$4,213,749	\$21,869,501
506	Sauk Valley	\$5,010,497	\$1,478,501	\$1,406,235	\$798,245	\$0	\$1,972,062	\$1,502,028	\$3,233,967	\$3,737,565	\$19,139,100
531	Shawnee	\$4,769,776	\$275,369	\$2,281,500	\$1,403,012	\$0	\$1,315,807	\$1,014,254	\$1,999,655	\$2,667,382	\$15,726,755
510	South Suburban	\$13,673,522	\$691,764	\$13,730,409	\$2,799,496	\$0	\$4,460,448	\$4,065,134	\$7,424,961	\$421,394	\$47,267,128
533	Southeastern	\$6,323,036	\$349,395	\$1,111,226	\$529,864	\$0	\$1,118,349	\$1,315,505	\$2,286,748	\$2,868,840	\$15,902,963
522	Southwestern	\$20,620,471	\$1,914,077	\$5,639,755	\$4,946,110	\$0	\$824,740	\$5,309,458	\$10,864,087	\$9,644,705	\$59,763,403
534	Spoon River	\$4,191,581	\$182,639	\$675,632	\$678,822	\$0	\$80,387	\$2,293,882	\$2,733,006	\$1,811,669	\$12,647,618
504	Triton	\$19,419,750	\$3,580,529	\$3,504,452	\$3,069,417	\$0	\$2,080,505	\$6,295,267	\$9,828,709	\$6,702,610	\$54,481,239
516	Waubonsee	\$12,014,412	\$1,531,252	\$4,338,975	\$2,565,147	\$0	\$4,456,229	\$3,326,259	\$10,848,587	\$0	\$39,080,861
539	Wood	\$5,026,274	\$648,421	\$1,884,797	\$897,185	\$0	\$2,441,382	\$1,071,159	\$2,840,277	\$3,119,902	\$17,929,397
STATE TOTALS		\$644,150,801	\$103,238,797	\$167,351,204	\$100,856,106	\$173,579	\$132,065,660	\$173,665,493	\$348,020,863	\$223,371,533	\$1,892,894,036

*Expenditures made from the Education, Operation and Maintenance (including PBC), Restricted Purposes, Auxiliary Services, Liability/Protection/Settlement, and Audit Funds

SOURCE OF DATA: College Audits

Illinois Community College Board
Table IV-19
FISCAL YEAR 2004 ENERGY COSTS

<u>Dist.</u> <u>No.</u>	<u>District</u>	<u>Total</u> <u>Utility Costs*</u>	<u>Total Utility</u> <u>Costs Per</u> <u>GSF **</u>
503	Black Hawk	\$617,885	\$0.73
508	Chicago	\$6,588,493	\$1.53
507	Danville	\$875,186	\$1.69
502	DuPage	\$2,271,542	\$1.60
509	Elgin	\$1,391,646	\$1.78
512	Harper	\$2,159,075	\$2.19
540	Heartland	\$491,162	\$1.78
519	Highland	\$441,800	\$1.37
514	Illinois Central	\$1,687,517	\$1.54
529	Illinois Eastern	\$773,592	\$1.34
513	Illinois Valley	\$689,146	\$1.84
525	Joliet	\$1,100,372	\$1.59
520	Kankakee	\$477,582	\$1.81
501	Kaskaskia	\$405,334	\$1.45
523	Kishwaukee	\$973,100	\$2.01
532	Lake County	\$1,371,887	\$1.54
517	Lake Land	\$463,644	\$1.24
536	Lewis & Clark	\$852,468	\$1.46
526	Lincoln Land	\$962,502	\$1.70
530	Logan	\$698,926	\$1.33
528	McHenry	\$697,294	\$1.81
524	Moraine Valley	\$1,129,200	\$1.58
527	Morton	\$520,195	\$2.21
535	Oakton	\$906,285	\$1.45
505	Parkland	\$1,461,951	\$2.25
515	Prairie State	\$708,474	\$1.55
521	Rend Lake	\$499,392	\$1.75
537	Richland	\$248,126	\$0.95
511	Rock Valley	\$815,000	\$1.19
518	Sandburg	\$402,007	\$1.30
506	Sauk Valley	\$298,671	\$0.74
531	Shawnee	\$245,539	\$1.52
510	South Suburban	\$690,511	\$1.21
533	Southeastern	\$337,880	\$1.32
522	Southwestern	\$1,157,776	\$1.67
534	Spoon River	\$294,881	\$1.05
504	Triton	\$1,207,857	\$1.49
516	Waubonsee	\$1,042,449	\$1.87
539	Wood	\$332,100	\$1.93
		\$38,288,447	\$1.55

* Excludes telephone charges

**GSF - Gross Square Feet

SOURCE OF DATA: 2004 Tax Revenue and Budget Information Survey

Section V

FACILITIES DATA

This section on facilities presents two types of data; the first part gives data on physical facilities available on community college campuses and the second briefly describes how the facilities were financed.

Table V-1 summarizes the total acreage on each college campus by nine categories of land use.

Table V-2 summarizes the total net assignable square feet (NASF) and gross square feet (GSF) available on each community college campus as of August 2004.

Table V-3 lists the square footage of all on-campus facilities under construction or approved for construction as of August 2004.

Table V-4 presents the total NASF by room use classification. Tables V-5 through V-7 show the NASF by function of space on each campus for completed facilities. The NASF is shown for state-funded facilities, locally funded facilities, and temporary facilities.

Table V-8 shows the NASF by function of space in state-funded facilities under construction. Table V-9 shows this breakdown for locally funded permanent facilities approved or under construction.

Table V-10 presents a computed figure for space (room use category) per student (fall FTE).

Table V-11 depicts the number of protection, health, and safety projects approved and the budgeted amounts for these projects.

Table V-12 lists the project and funding for all capital projects completed since January 1990.

Tables V-13 through V-17 list projects currently under construction or approved as of February 2005. Table V-13 includes regular capital projects; Table V-14 identifies projects funded with protection, health, and safety monies; and Tables V-15 through V-17 present capital renewal grants for fiscal years 2003, 2004, and 2005, respectively.

Illinois Community College Board

Table V-1

SUMMARY OF ACRES BY USE FOR ILLINOIS PUBLIC COMMUNITY COLLEGES AS OF JULY 1, 2004

Dist. No.	District/College	Landscaped Grounds	P.E. & Athletic Fields	Buildings/ Structures	Experiment Plots	Other Instruc. Areas	Parking Lots	Roadways	Pond Retention & Drainage	Other	Total Assigned Area	Total Unassigned	Total Acres	Total Funded By State
503	Black Hawk	74.55	13.86	10.39	11.00	3.00	20.00	7.90	5.28	0.00	145.98	121.82	267.80	160.35
508	Chicago*	DNS	DNS	DNS	DNS	DNS	DNS	DNS	DNS	DNS	DNS	DNS	DNS	DNS
507	Danville	28.84	0.00	8.34	16.96	0.00	12.43	5.00	0.00	0.00	71.57	0.00	71.57	41.75
502	DuPage	81.38	24.43	26.29	42.00	0.27	81.83	7.88	12.62	0.00	276.70	9.59	286.29	0.00
509	Elgin	72.20	0.00	17.00	0.00	1.50	31.00	6.40	9.50	0.00	137.60	13.00	150.60	119.00
512	Harper	34.90	21.00	41.40	0.00	7.00	38.90	18.00	10.00	17.00	188.20	0.00	188.20	90.60
540	Heartland	24.60	0.00	4.90	0.00	0.00	9.15	3.90	14.00	51.00	107.55	53.00	160.55	0.00
519	Highland	22.70	30.00	7.25	0.00	0.00	20.00	10.00	10.05	0.00	100.00	0.00	100.00	47.95
514	Illinois Central	106.08	6.10	12.08	3.80	0.00	26.01	12.80	3.80	246.47	417.13	0.00	417.13	32.35
529	Illinois Eastern													
	Frontier	33.73	0.00	1.76	0.00	0.00	2.34	0.30	0.00	21.00	59.13	0.00	59.13	0.00
	Lincoln Trail	39.00	6.50	3.50	0.00	2.00	7.00	2.00	10.00	63.00	133.00	0.00	133.00	0.00
	Olney Central	68.91	17.00	8.00	0.50	0.00	5.20	1.10	1.00	0.00	101.71	14.20	115.91	0.00
	Wabash	4.80	2.00	9.40	0.00	0.00	4.00	1.00	2.00	0.00	23.20	16.80	40.00	0.00
513	Illinois Valley	36.00	26.00	7.00	19.00	0.00	18.00	2.00	3.00	0.00	111.00	304.40	415.40	56.00
525	Joliet	101.03	18.25	18.10	0.00	143.88	30.72	9.89	23.50	0.00	345.37	117.68	463.05	80.00
520	Kankakee	40.44	23.40	10.15	18.00	0.00	13.41	5.50	1.30	64.30	176.50	1.00	177.50	128.70
501	Kaskaskia	145.00	15.00	16.00	4.00	4.00	10.50	3.28	0.00	0.00	197.78	0.00	197.78	0.00
523	Kishwaukee	35.90	7.00	30.90	22.30	0.00	14.20	2.00	6.00	0.00	118.30	1.70	120.00	63.50
532	Lake County	79.36	8.28	8.97	1.50	12.00	31.08	4.26	18.11	0.00	163.56	86.49	250.05	51.52
517	Lake Land	80.25	3.52	8.56	21.00	165.69	15.25	7.65	5.80	0.00	307.72	0.00	307.72	20.76
536	Lewis & Clark	77.00	9.00	16.00	0.00	0.00	10.00	4.00	2.00	0.00	118.00	112.00	230.00	230.00
526	Lincoln Land	59.50	35.00	9.00	31.50	0.00	23.20	4.00	7.00	7.00	176.20	57.00	233.20	118.40
530	Logan	10.50	19.80	9.50	0.00	0.00	18.60	4.50	3.10	0.00	66.00	103.30	169.30	57.50
528	McHenry	9.00	12.00	8.00	1.00	16.00	23.00	4.00	5.50	0.00	78.50	30.50	109.00	31.00
524	Moraine Valley	41.00	15.00	12.00	40.00	0.00	20.00	8.00	3.00	0.00	139.00	155.00	294.00	0.00
527	Morton	0.05	0.00	2.67	0.00	0.00	7.28	2.10	4.36	1.67	18.13	12.55	30.68	15.56
535	Oakton	31.00	30.00	7.25	1.75	62.00	28.00	7.00	25.00	0.00	192.00	0.00	192.00	147.00
505	Parkland	90.00	65.00	8.75	25.00	0.00	28.25	7.00	6.00	0.00	230.00	0.00	230.00	179.00
515	Prairie State	DNS	DNS	DNS	DNS	DNS	DNS	DNS	DNS	DNS	DNS	DNS	DNS	DNS
521	Rend Lake	80.00	6.00	19.00	239.00	0.00	6.00	4.00	3.00	0.00	357.00	0.00	357.00	0.00
537	Richland	DNS	DNS	DNS	DNS	DNS	DNS	DNS	DNS	DNS	DNS	DNS	DNS	DNS
511	Rock Valley	114.85	78.00	8.06	0.17	0.00	13.25	8.07	3.50	0.00	225.90	8.80	234.70	78.00
518	Sandburg	36.70	10.00	6.38	3.75	0.00	9.02	5.00	0.75	25.35	96.95	7.27	104.22	0.00
506	Sauk Valley	95.46	12.62	7.85	11.70	0.00	12.52	4.21	0.13	0.00	144.49	0.00	144.49	81.50
531	Shawnee	22.00	4.20	3.40	2.00	2.00	7.00	1.70	4.00	116.70	163.00	2.00	165.00	50.90
510	South Suburban	29.12	11.91	14.42	0.00	0.00	23.31	4.13	5.80	0.00	88.69	0.00	88.69	35.10
533	Southeastern	11.70	24.00	5.29	0.00	48.00	11.20	4.00	10.00	0.00	114.19	75.81	190.00	50.00
522	Southwestern	38.29	10.60	10.10	5.00	1.09	19.24	16.12	3.64	128.99	233.07	9.77	242.84	151.00
534	Spoon River	25.00	0.00	4.00	15.00	2.00	6.00	3.00	10.00	0.00	65.00	99.00	164.00	28.00
504	Triton	28.38	12.57	10.51	0.00	0.00	37.36	9.20	1.00	3.75	102.77	0.00	102.77	55.00
516	Waubensee	65.50	8.80	7.00	0.00	16.00	22.00	4.00	6.50	0.00	129.80	113.20	243.00	0.00
539	Wood	25.00	0.00	5.00	0.00	0.00	10.00	6.00	1.50	0.25	47.75	117.67	165.42	35.00
	TOTALS	1,999.72	586.84	424.17	535.93	486.43	726.25	220.89	241.74	746.48	5,968.44	1,643.55	7,611.99	2,235.44

DNS = Data Not Submitted

*City Colleges of Chicago data was submitted for district not by college.

SOURCE OF DATA: RAMP/CC Table C1.3 (FY 2005)

Illinois Community College Board
Table V-2
SUMMARY OF TOTAL SQUARE FOOTAGE AVAILABLE ON ILLINOIS PUBLIC COMMUNITY
COLLEGE CAMPUSES AS OF JUNE 30, 2004

Dist. No.	District/College	State-Appropriated		Locally Funded		Total Permanent		Temporary		Totals	
		NASF	GSF	NASF	GSF	NASF	GSF	NASF	GSF	NASF	GSF
503	Black Hawk	319,059	429,620	63,420	80,235	382,479	509,855	0	0	382,479	509,855
508	Chicago										
	Daley	0	0	364,783	572,686	364,783	572,686	69,088	89,962	433,871	662,648
	Kennedy	439,763	673,846	111,002	148,655	550,765	822,501	0	0	550,765	822,501
	Malcolm	338,208	541,575	28,766	37,168	366,974	578,743	0	0	366,974	578,743
	Olive-Harvey	0	0	266,103	413,160	266,103	413,160	94,759	111,880	360,862	525,040
	Truman	296,001	437,500	78,084	116,200	374,085	553,700	0	0	374,085	553,700
	Washington	0	0	231,132	345,300	231,132	345,300	0	0	231,132	345,300
	Wright	0	0	381,203	587,940	381,203	587,940	0	0	381,203	587,940
	Central Office	154,563	226,546	0	0	154,563	226,546	0	0	154,563	226,546
507	Danville	152,765	234,919	46,210	86,175	198,975	321,094	116,471	197,191	315,446	518,285
502	DuPage	488,683	816,124	390,315	577,378	878,998	1,393,502	0	0	878,998	1,393,502
509	Elgin	219,868	368,088	248,339	405,864	468,207	773,952	0	0	468,207	773,952
512	Harper	432,233	707,792	187,902	290,523	620,135	998,315	2,992	3,648	623,127	1,001,963
540	Heartland	138,023	222,658	12,341	18,567	150,364	241,225	0	0	150,364	241,225
519	Highland	139,031	205,216	81,907	111,238	220,938	316,454	7,617	8,023	228,555	324,477
514	Illinois Central	423,771	611,673	208,976	273,723	632,747	885,396	0	0	632,747	885,396
529	Illinois Eastern										
	Frontier	18,435	22,762	24,574	44,269	43,009	67,031	0	0	43,009	67,031
	Lincoln Trail	82,120	104,027	17,510	20,413	99,630	124,440	22,724	28,456	122,354	152,896
	Olney	96,681	140,590	0	0	96,681	140,590	31,211	36,336	127,892	176,926
	Wabash Valley	112,451	141,821	19,351	26,054	131,802	167,875	0	0	131,802	167,875
	Central Office	4,976	6,698	0	0	4,976	6,698	0	0	4,976	6,698
513	Illinois Valley	174,093	295,918	39,900	60,532	213,993	356,450	0	0	213,993	356,450
525	Joliet	311,716	514,604	77,060	106,055	388,776	620,659	56,911	62,006	445,687	682,665
520	Kankakee	164,797	202,588	9,974	14,918	174,771	217,506	34,677	35,930	209,448	253,436
501	Kaskaskia	168,651	254,739	3,549	3,700	172,200	258,439	14,988	17,993	187,188	276,432
523	Kishwaukee	138,877	208,644	203,280	261,268	342,157	469,912	12,169	15,050	354,326	484,962
532	Lake County	242,825	397,615	219,168	327,500	461,993	725,115	30,458	24,700	492,451	749,815
517	Lake Land	234,421	317,916	48,778	52,071	283,199	369,987	4,980	5,200	288,179	375,187
536	Lewis & Clark	332,385	548,317	75,914	96,279	408,299	644,596	8,270	9,200	416,569	653,796
526	Lincoln Land	261,399	379,044	59,517	87,503	320,916	466,547	36,486	48,814	357,402	515,361
530	Logan	315,826	468,860	36,418	52,092	352,244	520,952	0	0	352,244	520,952
528	McHenry	118,638	161,895	143,471	222,418	262,109	384,313	774	857	262,883	385,170
524	Moraine Valley	388,022	545,242	93,702	151,661	481,724	696,903	14,748	20,000	496,472	716,903
527	Morton	137,883	235,718	0	0	137,883	235,718	0	0	137,883	235,718
535	Oakton	262,831	408,440	130,798	217,308	393,629	625,748	0	0	393,629	625,748
505	Parkland	350,824	539,307	0	0	350,824	539,307	34,424	49,879	385,248	589,186
515	Prairie State	207,568	363,857	52,236	39,483	259,804	403,340	16,315	23,040	276,119	426,380
521	Rend Lake	204,100	286,714	34,332	39,111	238,432	325,825	0	0	238,432	325,825
537	Richland	145,698	212,462	26,656	44,607	172,354	257,069	0	0	172,354	257,069
511	Rock Valley	274,816	448,726	175,269	243,087	450,085	691,813	31,070	31,070	481,155	722,883
518	Sandburg	129,156	170,114	83,789	129,748	212,945	299,862	0	0	212,945	299,862
506	Sauk Valley	179,124	353,290	0	0	179,124	353,290	41,031	51,040	220,155	404,330
531	Shawnee	83,366	117,632	16,125	20,965	99,491	138,597	3,703	16,805	103,194	155,402
510	South Suburban	312,972	567,118	36,075	40,989	349,047	608,107	0	0	349,047	608,107
533	Southeastern	134,712	207,774	23,134	28,865	157,846	236,639	1,965	1,965	159,811	238,604
522	Southwestern	263,577	404,141	172,645	245,848	436,222	649,989	13,077	16,045	449,299	666,034
534	Spoon River	142,645	240,814	0	0	142,645	240,814	0	0	142,645	240,814
504	Triton	541,608	768,828	45,823	73,555	587,431	842,383	0	0	587,431	842,383
516	Waubensee	177,273	292,074	155,850	270,129	333,123	562,203	21,111	21,647	354,234	583,850
539	Wood	<u>111,350</u>	<u>167,778</u>	<u>3,275</u>	<u>6,808</u>	114,625	174,586	<u>0</u>	<u>0</u>	<u>114,625</u>	<u>174,586</u>
	TOTALS	10,367,784	15,971,624	4,728,656	6,992,048	15,096,440	22,963,672	722,019	926,737	15,818,459	23,890,409

NASF = Net Assignable Square Feet

GSF = Gross Square Feet

SOURCE OF DATA: NASF is taken from the R3 records.

GSF is taken from the B3 records

Illinois Community College Board
Table V-3
SQUARE FOOTAGE OF ON-CAMPUS FACILITIES UNDER CONSTRUCTION
OR APPROVED FOR CONSTRUCTION AS OF JULY 1, 2004

Dist. No.	District/College	State Approp.		Local Funded		Total	
		NASF	GSF	NASF	GSF	NASF	GSF
503	Black Hawk	-	-	-	-	-	-
508	Chicago	DNS	DNS	DNS	DNS	DNS	DNS
507	Danville	-	-	-	-	-	-
502	DuPage	-	-	10,377	11,700	10,377	11,700
509	Elgin	-	-	57,200	75,153	57,200	75,153
512	Harper	-	-	187,361	281,029	187,361	281,029
540	Heartland	66,192	101,507	-	-	66,192	101,507
519	Highland	-	-	-	-	-	-
514	Illinois Central	12,919	16,750	-	-	12,919	16,750
529	Illinois Eastern	-	-	-	-	-	-
513	Illinois Valley	-	-	-	-	-	-
525	Joliet	-	-	-	-	-	-
520	Kankakee	35,588	56,584	18,563	18,861	54,151	75,445
501	Kaskaskia	-	-	-	-	-	-
523	Kishwaukee	-	-	-	-	-	-
532	Lake County	146,227	226,546	4,450	47,500	150,677	274,046
517	Lake Land	-	-	-	-	-	-
536	Lewis & Clark	14,767	21,460	-	-	14,767	21,460
526	Lincoln Land	2,625	3,803	875	1,267	3,500	5,070
530	Logan	-	-	-	-	-	-
528	McHenry	-	-	-	-	-	-
524	Moraine Valley	-	-	-	-	-	-
527	Morton	144,616	230,842	4,676	4,876	149,292	235,718
535	Oakton	192,010	303,107	209,098	322,641	401,108	625,748
505	Parkland	-	-	-	-	-	-
515	Prairie State	DNS	DNS	DNS	DNS	DNS	DNS
521	Rend Lake	-	-	-	-	-	-
537	Richland	DNS	DNS	DNS	DNS	DNS	DNS
511	Rock Valley	78,374	128,946	7,910	9,820	86,284	138,766
518	Sandburg	-	-	-	-	-	-
506	Sauk Valley	-	-	1,400	1,400	1,400	1,400
531	Shawnee	-	-	-	-	-	-
510	South Suburban	-	-	-	-	-	-
533	Southeastern	-	-	-	-	-	-
522	Southwestern	33,076	34,770	11,025	11,588	44,101	46,358
534	Spoon River	112,809	159,111	31,078	51,491	143,887	210,602
504	Triton	-	-	-	-	-	-
516	Waubonsee	-	-	-	-	-	-
539	Wood	<u>31,813</u>	<u>49,186</u>	-	-	<u>31,813</u>	<u>49,186</u>
	TOTALS	871,016	1,332,612	544,013	837,326	1,415,029	2,169,938

NASF= Net Assignable Square Feet
GSF= Gross Square Feet
DNS = Data Not Submitted
SOURCE OF DATA: RAMP/CC Table C1.1 (FY 2005)

Illinois Community College Board
Table V-4
TOTAL NET ASSIGNABLE SQUARE FOOTAGE BY ROOM USE CLASSIFICATION

Dist. No.	District/College	Classrooms	Laboratory	Office	Study	Athletic/ PE	Special Use	Theater/ Aud.	General Use	Support	Health Care	Unclass.	NASF	GSF
503	Black Hawk	75,921	85,299	60,466	24,864	37,520	28,313	2,235	35,417	31,937	507	0	382,479	509,855
508	Chicago													
	Daley	84,843	116,303	81,915	25,080	25,240	10,960	6,753	41,145	24,416	68,924	17,052	502,631	662,648
	Kennedy	93,144	192,985	91,239	19,586	70,073	17,409	5,777	28,182	20,641	186	11,543	550,765	822,501
	Malcolm	68,478	72,251	90,334	28,995	22,345	16,727	22,583	23,063	18,154	1,630	2,414	366,974	578,743
	Olive-Harvey	92,400	68,195	65,397	19,875	36,520	2,325	9,031	58,549	8,570	94,759	0	455,621	525,040
	Truman	91,297	72,655	76,758	29,175	29,458	5,369	13,768	37,188	14,993	0	3,424	374,085	553,700
	Washington	96,779	36,733	54,958	14,746	0	3,770	0	13,374	10,772	0	0	231,132	345,300
	Wright	65,101	108,805	67,551	28,532	30,163	6,661	12,472	27,930	10,340	0	23,648	381,203	587,940
	Central Office	6,797	3,310	82,590	703	0	2,460	0	22,373	22,133	0	14,197	154,563	226,546
507	Danville	51,415	66,441	54,512	13,807	28,414	2,674	6,569	33,628	56,654	116,471	1,332	431,917	518,285
502	DuPage	136,621	201,553	160,016	79,814	78,906	35,776	27,951	105,985	50,950	1,261	165	878,998	1,393,502
509	Elgin	78,344	164,746	86,369	21,441	23,324	5,319	29,425	42,669	16,570	0	0	468,207	773,952
512	Harper	103,775	165,713	128,231	36,801	60,761	16,342	22,918	49,279	38,478	3,821	0	626,119	1,001,963
540	Heartland	26,805	32,370	40,844	18,104	0	7,707	72	13,061	11,401	0	0	150,364	241,225
519	Highland	20,314	52,266	38,498	9,848	52,548	9,089	7,329	29,150	9,513	7,617	0	236,172	324,477
514	Illinois Central	80,595	209,033	95,801	42,402	21,398	18,285	18,944	93,461	50,339	1,261	1,228	632,747	885,396
529	Illinois Eastern													
	Frontier	7,256	517	6,058	7,840	0	0	0	630	20,708	0	0	43,009	67,031
	Lincoln Trail	16,551	26,263	13,783	5,765	20,960	0	13,827	19,158	6,047	22,724	0	145,078	152,896
	Olney	16,326	20,040	15,065	12,540	12,383	513	6,236	15,771	1,510	3,703	0	104,087	176,926
	Wabash Valley	15,794	39,055	12,195	6,871	27,480	1,155	9,277	11,782	8,193	0	0	131,802	167,875
	Central Office	0	0	4,360	0	0	0	0	96	520	0	0	4,976	6,698
513	Illinois Valley	37,084	56,278	42,628	17,293	22,604	0	10,240	14,625	13,241	0	0	213,993	356,450
525	Joliet	58,487	157,549	76,032	27,285	27,403	15,584	1,354	66,548	12,407	59,245	704	502,598	682,665
520	Kankakee	42,032	45,513	34,767	11,334	19,320	7,678	0	36,086	9,385	31,344	0	237,459	253,436
501	Kaskaskia	27,226	65,129	33,442	12,207	19,432	4,372	8,103	10,630	6,647	14,988	0	202,176	276,432
523	Kishwaukee	49,300	121,889	48,544	20,544	14,361	13,739	15,743	49,099	20,477	12,799	0	366,495	484,962
532	Lake County	96,285	103,819	89,297	38,802	30,814	25,577	24,228	49,895	33,011	31,181	0	522,909	749,815
517	Lake Land	44,649	94,530	40,964	32,475	23,418	3,796	6,073	10,741	31,433	5,080	0	293,159	375,187
536	Lewis & Clark	55,664	78,676	76,420	12,897	33,463	3,443	29,822	27,608	34,013	12,698	60,135	424,839	653,796
526	Lincoln Land	47,929	70,087	74,266	33,870	24,475	8,484	7,187	52,461	31,326	36,486	7,317	393,888	515,361
530	Logan	58,616	106,976	65,599	14,987	44,498	1,014	10,230	32,388	17,936	0	0	352,244	520,952
528	McHenry	42,861	63,123	54,272	34,534	14,794	9,110	4,554	25,924	13,711	774	0	263,657	385,170
524	Moraine Valley	87,207	138,495	103,061	35,342	29,764	7,513	23,120	60,803	11,167	14,748	0	511,220	716,903
527	Morton	19,029	45,526	24,303	4,240	11,942	3,105	3,144	15,055	11,539	0	0	137,883	235,718
535	Oakton	65,412	92,509	81,030	26,550	17,003	5,901	5,842	50,063	21,663	656	27,000	393,629	625,748
505	Parkland	62,462	119,465	80,563	33,840	23,240	7,901	9,799	38,294	9,684	34,424	0	419,672	589,186
515	Prairie State	62,908	72,327	58,380	8,067	8,943	11,135	2,716	33,003	17,681	17,274	0	292,434	426,380
521	Rend Lake	28,394	70,056	38,632	13,405	33,394	3,051	4,934	22,905	22,321	1,340	0	238,432	325,825
537	Richland	37,524	41,580	27,874	14,823	4,411	8,190	4,686	18,400	14,866	0	0	172,354	257,069
511	Rock Valley	51,920	114,347	82,889	46,456	44,706	4,611	28,457	31,930	73,953	31,314	836	511,419	722,883
518	Sandburg	37,288	64,341	33,367	15,483	18,133	1,285	3,519	24,570	1,967	4,756	8,236	212,945	299,862
506	Sauk Valley	27,450	58,447	27,640	13,720	17,310	3,180	0	20,517	51,891	41,031	0	261,186	404,330
531	Shawnee	26,060	14,309	18,370	7,181	14,217	453	6,108	12,400	4,096	3,703	0	106,897	155,402
510	South Suburban	76,161	74,447	66,561	31,964	27,396	2,212	12,571	33,773	14,793	0	9,169	349,047	608,107
533	Southeastern	20,672	42,807	23,009	13,094	20,680	1,122	10,611	23,148	4,668	1,965	0	161,776	238,604
522	Southwestern	85,731	132,689	82,455	24,843	32,880	12,685	7,030	45,266	25,652	13,077	0	462,308	666,034
534	Spoon River	26,092	50,543	20,526	13,623	0	858	3,214	15,922	11,867	0	0	142,645	240,814
504	Triton	109,553	229,631	114,735	27,194	9,744	14,093	4,996	56,702	19,251	1,532	0	587,431	842,383
516	Waubensee	124,011	55,861	65,934	25,282	23,067	4,630	12,977	27,139	13,898	21,111	1,435	375,345	583,850
539	Wood	20,411	16,195	31,422	11,366	299	11,781	0	11,869	11,282	0	0	114,625	174,586
	TOTALS	2,756,974	4,131,677	2,943,922	1,069,490	1,189,204	387,357	476,425	1,619,655	998,665	714,390	189,835	16,477,594	23,890,409

SOURCE OF DATA: R3 records

Illinois Community College Board

Table V-5

NET ASSIGNABLE SQUARE FOOTAGE IN COMPLETED PERMANENT STATE FUNDED FACILITIES
BY HIGHER EDUCATION FACILITY INVENTORY ROOM USE CLASSIFICATION AS OF JUNE 30, 2004

Dist. No.	District/College	Classrooms	Laboratory	Office	Study	Athletic/ PE	Special Use	Theater/ Aud.	General Use	Support	Health Care	Unclass.	NASF
503	Black Hawk	57,471	78,264	52,253	24,480	37,520	9,188	2,235	30,639	26,502	507	0	319,059
508	Chicago												
50806	Daley	0	0	0	0	0	0	0	0	0	0	0	0
50801	Kennedy	70,194	145,241	71,277	13,961	70,073	10,159	5,777	28,182	16,016	0	8,883	439,763
50803	Malcolm	59,473	59,054	86,694	28,995	22,345	16,566	22,583	21,600	18,054	430	2,414	338,208
50805	Olive-Harvey	0	0	0	0	0	0	0	0	0	0	0	0
50804	Truman	74,043	58,810	71,678	29,175	0	4,525	5,700	35,310	13,485	0	3,275	296,001
50802	Washington	0	0	0	0	0	0	0	0	0	0	0	0
50807	Wright	0	0	0	0	0	0	0	0	0	0	0	0
50810	Central Office	6,797	3,310	82,590	703	0	2,460	0	22,373	22,133	0	14,197	154,563
507	Danville	24,250	54,540	17,013	1,370	28,414	604	0	9,868	16,706	0	0	152,765
502	DuPage	72,123	120,131	111,734	78,923	0	6,018	964	76,087	21,277	1,261	165	488,683
509	Elgin	39,678	79,868	49,349	18,575	0	3,512	0	21,852	7,034	0	0	219,868
512	Harper	78,630	118,045	101,389	36,801	0	8,806	22,918	33,827	30,988	829	0	432,233
540	Heartland	17,109	32,370	39,100	18,104	0	7,057	72	13,061	11,150	0	0	138,023
519	Highland	17,336	51,096	29,215	9,848	0	1,887	7,329	20,967	1,353	0	0	139,031
514	Illinois Central	54,476	103,511	77,947	35,475	21,398	9,561	18,944	83,327	16,643	1,261	1,228	423,771
529	Illinois Eastern												
52904	Frontier	6,008	517	2,772	7,840	0	0	0	630	668	0	0	18,435
52901	Lincoln Trail	12,636	13,730	10,960	5,765	20,960	0	8,710	8,409	950	0	0	82,120
52902	Olney	12,752	20,040	14,936	12,540	12,383	513	6,236	15,771	1,510	0	0	96,681
52903	Wabash Valley	10,068	31,966	7,078	6,871	27,480	892	9,277	10,927	7,892	0	0	112,451
52900	Central Office	0	0	4,360	0	0	0	0	96	520	0	0	4,976
513	Illinois Valley	28,100	40,407	38,577	17,293	22,604	0	2,247	14,438	10,427	0	0	174,093
525	Joliet	42,487	111,808	61,458	24,631	19,476	7,152	1,354	36,747	5,899	0	704	311,716
520	Kankakee	28,431	43,823	28,959	11,334	19,320	4,353	0	24,548	4,029	0	0	164,797
501	Kaskaskia	26,539	58,445	28,337	12,207	19,432	823	5,591	10,630	6,647	0	0	168,651
523	Kishwaukee	22,266	33,521	18,759	13,076	10,678	8,927	5,616	12,812	13,222	0	0	138,877
532	Lake County	45,486	61,647	48,296	37,985	0	14,102	0	20,711	13,979	619	0	242,825
517	Lake Land	42,040	81,780	37,587	32,475	23,418	1,087	4,500	7,900	3,534	100	0	234,421
536	Lewis & Clark	52,630	69,426	73,070	12,759	33,463	2,645	24,654	23,336	30,442	4,428	5,532	332,385
526	Lincoln Land	29,059	55,829	62,167	32,373	24,475	1,953	0	34,791	13,435	0	7,317	261,399
530	Logan	53,424	93,720	58,705	14,987	44,498	1,014	10,230	30,491	8,757	0	0	315,826
528	McHenry	17,837	42,665	18,126	25,653	576	4,308	0	2,253	7,220	0	0	118,638
524	Moraine Valley	82,051	118,988	74,528	35,182	29,764	5,052	3,804	31,897	6,756	0	0	388,022
527	Morton	19,029	45,526	24,303	4,240	11,942	3,105	3,144	15,055	11,539	0	0	137,883
535	Oakton	37,183	70,137	61,353	20,735	17,003	4,657	5,842	35,782	9,858	281	0	262,831
505	Parkland	59,836	98,179	77,503	33,840	23,240	7,901	9,501	31,140	9,684	0	0	350,824
515	Prairie State	56,351	49,841	45,039	7,516	0	6,169	0	30,637	11,056	959	0	207,568
521	Rend Lake	26,126	68,215	36,842	13,405	24,660	473	4,934	21,970	6,135	1,340	0	204,100
537	Richland	36,389	38,876	26,088	14,823	1,728	2,894	0	13,149	11,751	0	0	145,698
511	Rock Valley	30,404	66,743	50,374	37,712	44,418	961	9,889	27,525	6,790	0	0	274,816
518	Sandburg	21,342	28,183	24,281	13,627	18,133	1,129	3,519	17,050	1,892	0	0	129,156
506	Sauk Valley	27,450	58,447	27,640	13,720	17,310	3,180	0	20,517	10,860	0	0	179,124
531	Shawnee	12,701	11,285	16,151	7,181	14,217	453	6,108	11,269	4,001	0	0	83,366
510	South Suburban	76,161	74,447	64,909	31,964	0	2,212	12,571	33,773	7,766	0	9,169	312,972
533	Southeastern	12,847	31,463	20,819	13,094	19,440	1,122	10,611	21,183	4,133	0	0	134,712
522	Southwestern	36,264	62,438	67,552	16,202	21,163	12,685	4,622	26,696	15,887	0	0	263,509
534	Spoon River	26,092	50,543	20,526	13,623	0	858	3,214	15,922	11,867	0	0	142,645
504	Triton	104,140	209,648	108,033	27,194	8,659	14,093	4,996	45,484	17,829	1,532	0	541,608
516	Waubonsee	47,584	38,648	27,624	24,210	23,067	4,630	7,817	2,424	376	0	893	177,273
539	Wood	19,894	16,195	31,340	11,366	299	9,105	0	11,869	11,282	0	0	111,350
TOTALS		1,733,187	2,801,366	2,109,291	903,833	733,556	208,791	255,509	1,064,925	489,934	13,547	53,777	10,367,716

SOURCE OF DATA: R3 records

Illinois Community College Board

Table V-6

NET ASSIGNABLE SQUARE FOOTAGE IN COMPLETED PERMANENT LOCALLY FUNDED FACILITIES
BY HIGHER EDUCATION FACILITY INVENTORY ROOM USE CLASSIFICATION AS OF JUNE 30, 2004

Dist. No.	District/College	Classrooms	Laboratory	Office	Study	Athletic/ PE	Special Use	Theater/ Aud.	General Use	Support	Health Care	Unclass.	NASF
503	Black Hawk	18,450	7,035	8,213	384	0	19,125	0	4,778	5,435	0	0	63,420
508	Chicago												
50806	Daley	56,865	101,343	68,773	23,005	25,240	10,960	5,863	35,605	20,077	0	17,052	364,783
50801	Kennedy	22,950	47,744	19,962	5,625	0	7,250	0	0	4,625	186	2,660	111,002
50803	Malcolm	9,005	13,197	3,640	0	0	161	0	1,463	100	1,200	0	28,766
50805	Olive-Harvey	54,335	54,785	57,818	19,875	36,520	2,325	8,785	23,090	8,570	0	0	266,103
50804	Truman	17,254	13,845	5,080	0	29,458	844	8,068	1,878	1,508	0	149	78,084
50802	Washington	96,779	36,733	54,958	14,746	0	3,770	0	13,374	10,772	0	0	231,132
50807	Wright	65,101	108,805	67,551	28,532	30,163	6,661	12,472	27,930	10,340	0	23,648	381,203
50810	Central Office	-	-	-	-	-	-	-	-	-	-	-	-
507	Danville	8,901	5,000	9,006	12,437	0	2,070	4,401	2,651	412	0	1,332	46,210
502	DuPage	64,498	81,422	48,282	891	78,906	29,758	26,987	29,898	29,673	0	0	390,315
509	Elgin	38,666	84,878	37,020	2,866	23,324	1,807	29,425	20,817	9,536	0	0	248,339
512	Harper	25,145	47,668	26,842	0	60,761	7,536	0	12,460	7,490	0	0	187,902
540	Heartland	9,696	0	1,744	0	0	650	0	0	251	0	0	12,341
519	Highland	2,978	1,170	9,283	0	52,548	1,402	0	6,366	8,160	0	0	81,907
514	Illinois Central	26,119	105,522	17,854	6,927	0	8,724	0	10,134	33,696	0	0	208,976
529	Illinois Eastern												
52904	Frontier	1,248	0	3,286	0	0	0	0	0	20,040	0	0	24,574
52901	Lincoln Trail	1,798	8,603	1,697	0	0	0	0	315	5,097	0	0	17,510
52902	Olney	-	-	-	-	-	-	-	-	-	-	-	-
52903	Wabash Valley	5,726	7,089	5,117	0	0	263	0	855	301	0	0	19,351
52900	Central Office	-	-	-	-	-	-	-	-	-	-	-	-
513	Illinois Valley	8,984	15,871	4,051	0	0	0	7,993	187	2,814	0	0	39,900
525	Joliet	16,000	41,730	5,885	2,654	356	0	0	1,715	6,386	2,334	0	77,060
520	Kankakee	5,452	800	171	0	0	3,325	0	116	110	0	0	9,974
501	Kaskaskia	0	0	0	0	0	3,549	0	0	0	0	0	3,549
523	Kishwaukee	27,034	88,368	28,026	7,468	3,683	4,812	5,968	30,036	7,255	630	0	203,280
532	Lake County	42,325	37,072	37,216	817	30,814	6,976	24,228	20,584	19,032	104	0	219,168
517	Lake Land	2,609	12,750	2,643	0	0	2,709	0	168	27,899	0	0	48,778
536	Lewis & Clark	3,034	8,314	2,836	138	0	798	2,416	204	3,571	0	54,603	75,914
526	Lincoln Land	13,539	8,988	9,322	1,187	0	0	6,535	16,166	3,780	0	0	59,517
530	Logan	5,192	13,256	6,894	0	0	0	0	1,897	9,179	0	0	36,418
528	McHenry	25,024	20,458	35,372	8,881	14,218	4,802	4,554	23,671	6,491	0	0	143,471
524	Moraine Valley	5,156	19,507	22,036	160	0	2,461	19,051	20,920	4,411	0	0	93,702
527	Morton	-	-	-	-	-	-	-	-	-	-	-	-
535	Oakton	28,229	22,372	19,677	5,815	0	1,244	0	14,281	11,805	375	27,000	130,798
505	Parkland	-	-	-	-	-	-	-	-	-	-	-	-
515	Prairie State	1,852	21,414	7,659	309	8,943	722	2,346	2,366	6,625	0	0	52,236
521	Rend Lake	2,268	1,841	1,790	0	8,734	2,578	0	935	16,186	0	0	34,332
537	Richland	1,135	2,704	1,786	0	2,683	5,296	4,686	5,251	3,115	0	0	26,656
511	Rock Valley	21,516	47,604	32,515	8,744	288	3,650	18,568	4,405	36,093	244	836	174,463
518	Sandburg	15,946	36,158	9,086	1,856	0	156	0	7,520	75	4,756	8,236	83,789
506	Sauk Valley	-	-	-	-	-	-	-	-	-	-	-	-
531	Shawnee	9,785	3,024	2,090	0	0	0	0	1,131	95	0	0	16,125
510	South Suburban	0	0	1,652	0	27,396	0	0	0	7,027	0	0	36,075
533	Southeastern	7,825	11,344	2,190	0	1,240	0	0	0	535	0	0	23,134
522	Southwestern	49,467	70,251	14,770	8,641	0	0	1,876	17,875	9,765	0	0	172,645
534	Spoon River	-	-	-	-	-	-	-	-	-	-	-	-
504	Triton	5,413	19,983	6,702	0	1,085	0	0	11,218	1,422	0	0	45,823
516	Waubonsee	76,067	9,472	38,310	1,072	0	0	5,160	11,705	13,522	0	542	155,850
539	Wood	517	0	82	0	0	2,676	0	0	0	0	0	3,275
	TOTAL	899,883	1,238,120	738,887	163,030	436,360	149,060	199,382	383,965	373,276	9,829	136,058	4,727,850

SOURCE OF DATA: R3 records

Illinois Community College Board

Table V-7

NET ASSIGNABLE SQUARE FOOTAGE IN TEMPORARY FACILITIES
BY HIGHER EDUCATION FACILITY INVENTORY ROOM USE CLASSIFICATION AS OF JUNE 30, 2004

Dist. No.	District/College	Classrooms	Laboratory	Office	Study	Athletic/ PE	Special Use	General Use	Support	Unclass.	NASF
503	Black Hawk	-	-	-	-	-	-	-	-	-	-
508	Chicago										
50806	Daley	27,978	14,960	13,142	2,075	0	0	890	5,540	4,339	68,924
50801	Kennedy	-	-	-	-	-	-	-	-	-	-
50803	Malcolm	-	-	-	-	-	-	-	-	-	-
50805	Olive-Harvey	38,065	13,410	7,579	0	0	0	246	35,459	0	94,759
50804	Truman	-	-	-	-	-	-	-	-	-	-
50802	Washington	-	-	-	-	-	-	-	-	-	-
50807	Wright	-	-	-	-	-	-	-	-	-	-
50810	Central Office	-	-	-	-	-	-	-	-	-	-
507	Danville	18,264	6,901	28,493	0	0	0	2,168	21,109	39,536	116,471
502	DuPage	-	-	-	-	-	-	-	-	-	-
509	Elgin	-	-	-	-	-	-	-	-	-	-
512	Harper	0	0	0	0	0	0	0	2,992	0	2,992
540	Heartland	-	-	-	-	-	-	-	-	-	-
519	Highland	0	0	0	0	0	5,800	0	1,817	0	7,617
514	Illinois Central	-	-	-	-	-	-	-	-	-	-
529	Illinois Eastern										
52904	Frontier	-	-	-	-	-	-	-	-	-	-
52901	Lincoln Trail	2,117	3,930	1,126	0	0	0	5,117	10,434	0	22,724
52902	Olney	3,574	0	129	0	0	0	0	0	0	3,703
52903	Wabash Valley	-	-	-	-	-	-	-	-	-	-
52900	Central Office	-	-	-	-	-	-	-	-	-	-
513	Illinois Valley	-	-	-	-	-	-	-	-	-	-
525	Joliet	0	4,011	8,689	0	7,571	8,432	0	28,086	122	56,911
520	Kankakee	8,149	890	5,637	0	0	0	0	11,422	5,246	31,344
501	Kaskaskia	687	6,684	5,105	0	0	0	2,512	0	0	14,988
523	Kishwaukee	0	0	1,759	0	0	0	4,159	6,251	0	12,169
532	Lake County	8,474	5,100	3,785	0	0	4,499	0	8,600	0	30,458
517	Lake Land	0	0	734	0	0	0	1,573	2,673	0	4,980
536	Lewis & Clark	0	936	514	0	0	0	2,752	4,068	0	8,270
526	Lincoln Land	5,331	5,270	2,777	310	0	6,531	652	1,504	14,111	36,486
530	Logan	-	-	-	-	-	-	-	-	-	-
528	McHenry	0	0	774	0	0	0	0	0	0	774
524	Moraine Valley	0	0	6,497	0	0	0	265	7,986	0	14,748
527	Morton	-	-	-	-	-	-	-	-	-	-
535	Oakton	-	-	-	-	-	-	-	-	-	-
505	Parkland	2,626	21,286	3,060	0	0	0	298	7,154	0	34,424
515	Prairie State	4,705	1,072	5,682	242	0	4,244	370	0	0	16,315
521	Rend Lake	-	-	-	-	-	-	-	-	-	-
537	Richland	-	-	-	-	-	-	-	-	-	-
511	Rock Valley	0	0	0	0	0	0	0	0	31,070	31,070
518	Sandburg	-	-	-	-	-	-	-	-	-	-
506	Sauk Valley	0	0	0	0	0	0	0	0	41,031	41,031
531	Shawnee	3,574	0	129	0	0	0	0	0	0	3,703
510	South Suburban	-	-	-	-	-	-	-	-	-	-
533	Southeastern	0	0	0	0	0	0	0	1,965	0	1,965
522	Southwestern	0	0	133	0	11,717	0	532	695	0	13,077
534	Spoon River	-	-	-	-	-	-	-	-	-	-
504	Triton	-	-	-	-	-	-	-	-	-	-
516	Waubensee	360	7,741	0	0	0	0	0	13,010	0	21,111
539	Wood	-	-	-	-	-	-	-	-	-	-
	TOTALS	123,904	92,191	95,744	2,627	19,288	29,506	21,534	170,765	135,455	691,014

SOURCE OF DATA: R3 records

Illinois Community College Board
Table V-8

NET ASSIGNABLE SQUARE FOOTAGE IN STATE-FUNDED FACILITIES UNDER CONSTRUCTION OR APPROVED FOR
CONSTRUCTION BY HIGHER EDUCATION FACILITY INVENTORY ROOM USE CLASSIFICATION AS OF JULY 1, 2004

Dist. No.	<u>District/College</u>	<u>Classrooms</u>	<u>Laboratory</u>	<u>Office</u>	<u>Study</u>	<u>PE</u>	<u>Special Use</u>	<u>Theater</u>	<u>General Use</u>	<u>Support</u>	<u>Unclass.</u>	<u>Total NASF</u>	<u>Total GSF</u>
540	Heartland	9,910	26,129	6,051	3,571	0	20,531	0	0	0	0	66,192	101,507
514	Illinois Central	793	0	11,435	0	0	691	0	0	0	0	12,919	16,750
520	Kankakee	14,078	4,875	7,908	1,237	0	0	1,680	3,164	2,646	0	35,588	56,584
532	Lake County	40,620	62,880	15,430	9,320	0	10,409	0	828	6,740	0	146,227	226,546
536	Lewis & Clark	6,734	3,798	1,974	355	0	0	0	0	1,906	0	14,767	21,460
528	Lincoln Land	2,175	0	0	0	0	0	0	0	450	0	2,625	3,803
527	Morton	22,600	43,158	22,761	13,258	14,640	2,901	6,533	14,888	3,877	0	144,616	230,842
535	Oakton	27,345	56,966	46,356	13,219	11,087	7,848	4,689	17,878	6,516	106	192,010	303,107
511	Rock Valley	14,894	9,916	3,440	0	0	804	16,758	30,674	1,888	0	78,374	128,946
522	Southwestern	13,173	2,344	2,527	0	0	6,367	3,750	0	4,915	0	33,076	34,770
534	Spoon River	14,407	49,632	14,911	11,023	0	768	0	13,392	8,676	0	112,809	159,111
<u>539</u>	<u>John Wood</u>	<u>9,000</u>	<u>9,000</u>	<u>5,500</u>	<u>513</u>	<u>0</u>	<u>0</u>	<u>4,000</u>	<u>3,500</u>	<u>300</u>	<u>0</u>	<u>31,813</u>	<u>49,186</u>
	Totals	175,729	268,698	138,293	52,496	25,727	50,319	37,410	84,324	37,914	106	871,016	1,332,612

SOURCE OF DATA: RAMP/CC Table C1.1 (FY 2005)

Illinois Community College Board
Table V-9
NET ASSIGNABLE SQUARE FOOTAGE IN LOCALLY FUNDED PERMANENT FACILITIES
UNDER CONSTRUCTION OR APPROVED FOR CONSTRUCTION AS OF JULY 1, 2004

Dist. No.	District/College	Classrooms	Laboratory	Office	Study	PE	Special Use	Theater	General Use	Support	Unclass.	Total NASF	Total GSF
502	DuPage	2,686	2,040	701	247	0	0	1,802	0	818	2,080	10,374	11,700
509	Elgin	0	0	18,854	474	34,971	0	0	2,590	311	0	57,200	75,153
512	Harper	32,907	80,707	13,398	5,430	0	17,998	0	0	36,921	0	187,361	281,029
520	Kankakee	6,643	4,215	2,536	412	0	0	560	1,055	3,142	0	18,563	18,861
532	Lake County	23,540	4,160	2,380	0	0	0	0	6,950	7,420	0	44,450	47,500
526	Lincoln Land	2,175	0	0	0	0	0	0	0	450	0	2,625	3,803
527	Morton	0	0	0	0	0	0	0	0	4,676	0	4,676	4,876
535	Oakton	38,067	35,543	34,674	13,331	1,939	2,030	0	33,338	15,147	35,029	209,098	322,641
511	Rock Valley	0	0	0	0	0	0	0	700	7,210	0	7,910	9,820
506	Sauk Valley	0	0	0	0	1,400	0	0	0	0	0	1,400	1,400
522	Southwestern	4,391	781	842	0	0	2,123	1,250	0	1,638	0	11,025	11,588
534	Spoon River	<u>9,688</u>	<u>4,625</u>	<u>3,984</u>	<u>2,561</u>	<u>0</u>	<u>0</u>	<u>3,118</u>	<u>4,552</u>	<u>2,550</u>	<u>0</u>	<u>31,078</u>	<u>51,491</u>
	Totals	117,411	130,031	76,668	22,208	38,310	22,151	4,928	49,185	79,465	35,029	575,386	828,162

SOURCE OF DATA: RAMP/CC Table C1.1 (FY 2005)

Illinois Community College Board

Table V-10

TOTAL NET ASSIGNABLE SQUARE FEET OF PERMANENT FACILITIES BY ROOM USE CLASSIFICATION
PER 10TH DAY ON-CAMPUS FTE STUDENT AS OF JUNE 30, 2004 (COMPLETED, UNDER CONSTRUCTION, APPROVED,
OR APPROPRIATED)

Dist. No.	District/College	Fall FTE	Class	Labs	Office	Study	PE	Special	Theater	General	Support	Health	Unclash	Total NASF
503	Black Hawk	4,044	18.77	21.09	14.95	6.15	9.28	7.00	0.55	8.76	7.90	0.13	0.00	94.57
508	Chicago													
	Daley	6,639	8.57	15.26	10.36	3.47	3.80	1.65	0.88	5.36	3.02	0.00	2.57	54.94
	Kennedy	4,214	22.10	45.80	21.65	4.65	16.63	4.13	1.37	6.69	4.90	0.04	2.74	130.71
	Malcolm	5,725	11.96	12.62	15.78	5.06	3.90	2.92	3.94	4.03	3.17	0.28	0.42	64.10
	Olive-Harvey	4,504	12.06	12.16	12.84	4.41	8.11	0.52	1.95	5.13	1.90	0.00	0.00	59.08
	Truman	6,798	13.43	10.69	11.29	4.29	4.33	0.79	2.03	5.47	2.21	0.00	0.50	55.03
	Washington	4,651	20.81	7.90	11.82	3.17	0.00	0.81	0.00	2.88	2.32	0.00	0.00	49.70
	Wright	6,642	9.80	16.38	10.17	4.30	4.54	1.00	1.88	4.20	1.56	0.00	3.56	57.39
	Central Office													
507	Danville	1,724	19.23	34.54	15.09	8.01	16.48	1.55	2.55	7.26	9.93	0.00	0.77	115.43
502	DuPage	17,661	7.74	11.41	9.06	4.52	4.47	2.03	1.58	6.00	2.88	0.07	0.01	49.77
509	Elgin	5,347	14.65	30.81	16.15	4.01	4.36	0.99	5.50	7.98	3.10	0.00	0.00	87.57
512	Harper	8,209	12.64	20.19	15.62	4.48	7.40	1.99	2.79	5.64	4.69	0.10	0.00	75.55
540	Heartland	2,780	9.64	11.64	14.69	6.51	0.00	2.77	0.03	4.70	4.10	0.00	0.00	54.09
519	Highland	1,539	13.20	33.96	25.02	6.40	34.14	2.14	4.76	17.76	6.18	0.00	0.00	143.56
514	Illinois Central	6,827	11.81	30.62	14.03	6.21	3.13	2.68	2.77	13.69	7.37	0.18	0.18	92.68
529	Illinois Eastern													
	Frontier	550	13.19	0.94	11.01	14.25	0.00	0.00	0.00	1.14	37.63	0.00	0.00	78.16
	Lincoln Trail	773	18.67	28.88	16.37	7.46	27.11	0.00	11.26	11.28	7.82	0.00	0.00	128.85
	Olney	1,112	11.47	18.02	13.43	11.28	11.13	0.46	5.61	14.18	1.36	0.00	0.00	86.93
	Wabash Valley	1,250	12.64	31.25	9.76	5.50	21.99	0.92	7.42	9.43	6.55	0.00	0.00	105.45
	Central Office													
513	Illinois Valley	2,514	14.75	22.39	16.96	6.88	8.99	0.00	4.07	5.82	5.27	0.00	0.00	85.12
525	Joliet	7,061	8.28	21.74	9.54	3.86	2.81	1.01	0.19	5.45	1.74	0.33	0.10	55.06
520	Kankakee	1,931	17.55	23.11	15.09	5.87	10.01	3.98	0.00	12.77	2.14	0.00	0.00	90.51
501	Kaskaskia	2,907	9.13	20.10	9.75	4.20	6.68	1.50	1.92	3.66	2.29	0.00	0.00	59.24
523	Kishwaukee	2,510	19.64	48.56	18.64	8.18	5.72	5.47	4.62	17.07	8.16	0.25	0.00	136.32
532	Lake County	7,768	11.30	12.71	11.01	5.00	3.97	2.71	3.12	5.32	4.25	0.09	0.00	59.47
517	Lake Land	4,504	9.91	20.99	8.93	7.21	5.20	0.84	1.00	1.79	6.98	0.02	0.00	62.88
536	Lewis & Clark	3,495	15.93	22.24	21.72	3.69	9.57	0.99	7.75	6.74	9.73	1.27	17.21	116.82
526	Lincoln Land	4,267	9.98	15.19	16.75	7.87	5.74	0.46	1.53	11.94	4.03	0.00	1.71	75.21
530	Logan	3,389	17.30	31.57	19.36	4.42	13.13	0.30	3.02	9.56	5.29	0.00	0.00	103.94
528	McHenry	2,941	14.57	21.46	18.19	11.74	5.03	3.10	1.55	8.82	4.66	0.00	0.00	89.13
524	Moraine Valley	9,144	9.54	15.15	10.56	3.87	3.26	0.82	2.50	5.78	1.22	0.00	0.00	52.68
527	Morton	2,225	8.55	20.46	10.92	1.91	5.37	1.40	1.41	6.77	5.19	0.00	0.00	61.98
535	Oakton	5,587	11.71	16.56	14.50	4.75	3.04	1.06	1.05	8.96	3.88	0.12	4.83	70.46
505	Parkland	5,979	10.01	16.42	12.96	5.66	3.89	1.32	1.59	5.21	1.62	0.00	0.00	58.68
515	Prairie State	2,905	20.04	24.53	18.14	2.69	3.08	2.37	0.81	11.36	6.09	0.33	0.00	89.44
521	Rend Lake	2,158	13.16	32.47	17.90	6.21	15.48	1.41	2.29	10.62	10.34	0.62	0.00	110.50
537	Richland	1,915	19.59	21.71	14.55	7.74	2.30	4.28	2.45	9.61	7.76	0.00	0.00	89.99
511	Rock Valley	5,065	10.25	22.57	16.36	9.17	8.83	0.91	5.62	6.30	8.47	0.05	0.17	88.70
518	Sandburg	1,990	18.74	32.34	16.77	7.78	9.11	0.65	1.77	12.35	0.99	2.39	4.14	107.03
506	Sauk Valley	1,551	17.70	37.68	17.82	8.84	11.16	2.05	0.00	13.23	7.00	0.00	0.00	115.47
531	Shawnee	1,388	16.20	10.31	13.14	5.17	10.25	0.33	4.40	8.94	2.95	0.00	0.00	71.69
510	South Suburban	4,159	18.31	17.90	16.00	7.69	6.59	0.53	3.02	8.12	3.56	0.00	2.20	83.92
533	Southeastern	1,540	13.43	27.80	14.94	8.50	13.43	0.73	6.89	13.76	3.03	0.00	0.00	102.52
522	Southwestern	7,950	10.78	16.69	10.36	3.13	2.66	1.60	0.82	5.61	3.23	0.00	0.00	54.87
534	Spoon River	1,307	19.96	38.67	15.71	10.42	0.00	0.66	2.46	12.18	9.08	0.00	0.00	109.15
504	Triton	7,775	14.09	29.53	14.76	3.50	1.25	1.81	0.64	7.29	2.48	0.20	0.00	75.55
516	Waubonsee	4,032	30.67	11.93	16.35	6.27	5.72	1.15	3.22	3.50	3.45	0.00	0.36	82.62
539	Wood	1,545	13.21	10.49	20.34	7.36	0.19	7.63	0.00	7.68	7.30	0.00	0.00	74.21
	TOTALS	202,488	13.00	19.95	14.07	5.27	5.78	1.77	2.25	7.16	4.26	0.12	0.94	74.55

SOURCES OF DATA: R3 records
Fall Enrollment - E1 Records

updated as of 9/13/05

Illinois Community College Board
Table V-11
TOTAL PROTECTION, HEALTH, AND SAFETY PROJECTS APPROVED
AS OF FISCAL YEAR 2004

Dist. No.	District	# of Projects Approved		Total	Total Budgeted Amounts
		Bond Issues	Tax Levy		
503	Black Hawk	0	64	64	\$14,110,792
508	Chicago	0	0	0	\$0
507	Danville	13	13	26	\$6,509,022
502	DuPage	0	0	0	\$0
509	Elgin	0	4	4	\$499,024
512	Harper	5	83	88	\$26,344,469
540	Heartland	0	9	9	\$1,019,983
519	Highland	1	44	45	\$7,961,156
514	Illinois Central	0	66	66	\$17,357,463
529	Illinois Eastern	64	0	64	\$16,072,218
513	Illinois Valley	1	73	74	\$17,650,551
525	Joliet	9	25	34	\$9,168,547
520	Kankakee	0	1	1	\$182,500
501	Kaskaskia	1	34	35	\$7,624,503
523	Kishwaukee	0	16	16	\$2,374,974
532	Lake County	3	58	61	\$10,789,961
517	Lake Land	1	76	77	\$11,648,460
536	Lewis & Clark	4	1	5	\$8,674,800
526	Lincoln Land	12	6	18	\$8,655,917
530	Logan	6	20	26	\$6,715,915
528	McHenry	0	2	2	\$1,904,456
541	Metropolitan	1	0	1	\$475,000
524	Moraine Valley	0	39	39	\$21,046,466
527	Morton	2	4	6	\$6,593,568
535	Oakton	0	11	11	\$1,977,561
505	Parkland	0	40	40	\$17,510,000
515	Prairie State	7	14	21	\$11,736,167
521	Rend Lake	25	33	58	\$9,287,554
537	Richland	1	23	24	\$5,494,719
511	Rock Valley	0	92	92	\$22,201,913
518	Sandburg	1	34	35	\$5,888,854
506	Sauk Valley	2	46	48	\$9,298,801
531	Shawnee	1	4	5	\$2,317,225
510	South Suburban	17	43	60	\$11,802,674
533	Southeastern	3	0	3	\$1,395,532
522	Southwestern	3	93	96	\$16,972,272
534	Spoon River	19	7	26	\$8,003,507
504	Triton	0	75	75	\$16,613,137
516	Waubensee	0	37	37	\$8,466,375
539	Wood	<u>0</u>	<u>24</u>	<u>24</u>	<u>\$1,651,831</u>
TOTALS		202	1214	1416	\$353,997,867

SOURCE OF DATA: ICCB Records

Illinois Community College Board

Table V-12

BUDGETED REVENUE FOR COMMUNITY COLLEGE CONSTRUCTION
FOR PROJECTS COMPLETED SINCE JANUARY 1990

DISTRICT	COLLEGE NAME	PROJECT NAME	Budgeted Revenue			APPROVED/FINAL PROJECT COST	FINAL PROJECT COST*
			LOCAL	STATE	FEDERAL		
503	Black Hawk	ADA Accessible Restrooms-E.Campus Bldg 3	\$90,750			\$90,750	\$86,672
503	Black Hawk	Agriculture Education Center	\$717,000	\$825,000		\$1,542,000	\$1,594,109
503	Black Hawk	BHC Technology Ctr. Remodeling	\$639,952			\$639,952	\$640,005
503	Black Hawk	District Energy Conservation	\$190,801			\$190,801	\$187,103
503	Black Hawk	HVAC & Window Units-Kewanee	\$270,400			\$270,400	\$254,570
503	Black Hawk	HVAC Replacement-Kewanee Bldg 1-5	\$164,780			\$164,780	\$210,613
503	Black Hawk	Life Safety Renovations	\$30,955			\$30,955	
503	Black Hawk	Q.C. Campus Lobby Renovations		\$792,406		\$792,406	\$765,696
503	Black Hawk	Remodel Corporate Center	\$274,042			\$274,042	
503	Black Hawk	Rock Island Technology Center Donation	\$0			\$0	\$0
503	Black Hawk	Roof Replacement Bldg 3 Q.C.	\$411,000			\$411,000	\$415,998
503	Black Hawk	Site Acquisition	\$370,000			\$370,000	
503	Black Hawk East	Life Safety Projects	\$750,910			\$750,910	\$746,164
503	Black Hawk East	Life Safety Upgrades	\$256,900			\$256,900	\$264,585
503	Black Hawk East	Rehabilitate Building 4	\$201,429			\$201,429	
503	Black Hawk Quad	ADA Accessibility Projects	\$134,800			\$134,800	\$132,706
503	Black Hawk Quad	ADA Alterations	\$330,300			\$330,300	
503	Black Hawk Quad	ADA Door Openers	\$98,700			\$98,700	
503	Black Hawk Quad	ADA Modifications	\$455,620			\$455,620	
503	Black Hawk Quad	Allied Health Remodeling Bld 3	\$258,400			\$258,400	\$259,841
503	Black Hawk Quad	Art/Music Dept.Renovations	\$668,000			\$668,000	\$669,022
503	Black Hawk Quad	Asbestos Removal	\$359,800			\$359,800	
503	Black Hawk Quad	Chemical Storage Alterations	\$67,051			\$67,051	\$67,051
503	Black Hawk Quad	Cooling Tower Replacement	\$164,880			\$164,880	
503	Black Hawk Quad	Direct Service Addition	\$1,210,000			\$1,210,000	
503	Black Hawk Quad	Drainage Repairs	\$25,000			\$25,000	
503	Black Hawk Quad	Efficient Lighting Upgrade	\$314,400			\$314,400	\$316,630
503	Black Hawk Quad	Elevator Code Modifications	\$101,765			\$101,765	
503	Black Hawk Quad	Elevator Cylinder Replacement	\$29,000			\$29,000	\$28,334
503	Black Hawk Quad	Energy Conservation Measures	\$318,850			\$318,850	
503	Black Hawk Quad	Energy Mgmt. System	\$29,955			\$29,955	
503	Black Hawk Quad	Fire Alarm Update	\$132,401			\$132,401	
503	Black Hawk Quad	Hazardous Boiler Replacement	\$81,944			\$81,944	\$81,944
503	Black Hawk Quad	HVAC Repairs	\$96,500			\$96,500	
503	Black Hawk Quad	HVAC Replacement QCTC	\$34,876			\$34,876	
503	Black Hawk Quad	Life Safety Projects	\$302,887			\$302,887	\$324,795
503	Black Hawk Quad	Life Safety Upgrades	\$203,600			\$203,600	\$206,442
503	Black Hawk Quad	Moisture Protection/Plumbing	\$136,200			\$136,200	
503	Black Hawk Quad	Moisture Protection	\$189,170			\$189,170	
503	Black Hawk Quad	Pool Repairs	\$140,000			\$140,000	
503	Black Hawk Quad	Renovate Outreach Center		\$192,150		\$192,150	
503	Black Hawk Quad	Reroof Three Buildings	\$161,809			\$161,809	
503	Black Hawk Quad	Retube Boiler	\$107,000			\$107,000	
503	Black Hawk Quad	Roof Improvement/Bldgs 2&3	\$273,121			\$273,121	\$272,821
503	Black Hawk Quad	Sewer & Erosion Repairs	\$94,100			\$94,100	
503	Black Hawk Quad	Stairway Replacement	\$75,054			\$75,054	\$75,054
503	Black Hawk Quad	Storm Drainage Rep. Phase IV	\$96,800			\$96,800	
503	Black Hawk Quad	Structural Repairs	\$100,300			\$100,300	
503	Black Hawk Quad	Underground Storage Tank Repl	\$29,500			\$29,500	\$48,882
	Subtotal		\$11,190,702	\$1,809,556	\$0	\$13,000,258	\$7,649,037
508	Chicago Daley	Asbestos Abatement		\$50,000		\$50,000	
508	Chicago Daley	Exterior Improvements		\$200,000		\$200,000	
508	Chicago Daley&OH	Olive-Harvey Window Covering		\$139,030		\$139,030	
508	Chicago Kennedy	Exterior Painting and Caulk		\$287,303		\$287,303	
508	Chicago Malcolm X	Renovate Locker Rooms		\$400,000		\$400,000	
508	Chicago Olive Harvey	Renovate Building 5		\$550,000		\$550,000	
508	Chicago Truman	Remodel Truman College	\$1,675,000			\$1,675,000	
508	Chicago Wright	Repair Masonry Walls & Roof		\$1,450,000		\$1,450,000	\$1,079,875

Illinois Community College Board

Table V-12

BUDGETED REVENUE FOR COMMUNITY COLLEGE CONSTRUCTION
FOR PROJECTS COMPLETED SINCE JANUARY 1990

DISTRICT	COLLEGE NAME	PROJECT NAME	Budgeted Revenue			APPROVED/FINAL PROJECT COST	FINAL PROJECT COST*
			LOCAL	STATE	FEDERAL		
508	Chicago Wright	Replacement of Pool Filtration		\$160,000		\$160,000	
508	Daley	Daley Window Coverings		\$125,000		\$125,000	
	Subtotal		\$1,675,000	\$3,361,333	\$0	\$5,036,333	\$1,079,875
507	Danville	Asbestos/Radon Survey	\$96,554			\$96,554	
507	Danville	Auto Door Openers		\$6,850		\$6,850	
507	Danville	Bremer Conf Ctr Electrical Sys	\$120,650			\$120,650	\$85,508
507	Danville	Clock Tower Center-Art Painting Lab	\$56,900	\$150,200		\$207,100	\$230,188
507	Danville	Clock Tower Center-LRC Renovations		\$96,537		\$96,537	\$96,537
507	Danville	Clock Tower Center-LRC Renovations	\$1,124,663	\$0		\$1,124,663	\$1,217,049
507	Danville	College Center Repairs		\$66,500		\$66,500	
507	Danville	Conf. Center Code Corrections	\$273,700			\$273,700	
507	Danville	Curb/Parking Lot Improvements	\$24,408	\$149,350		\$173,758	\$114,970
507	Danville	Domestic Water System Repair	\$435,000			\$435,000	
507	Danville	Electrical Power Distribution	\$732,300			\$732,300	
507	Danville	Emergency Lighting -classrooms	\$38,460			\$38,460	\$19,740
507	Danville	Emergency Lighting Upgrade	\$47,070			\$47,070	\$7,083
507	Danville	Energy Conservation	\$33,272			\$33,272	
507	Danville	Energy Management System		\$152,400		\$152,400	\$153,306
507	Danville	Fuel Oil Tank Replacement	\$28,399			\$28,399	
507	Danville	Infrastructure Rehab/Plan.	\$1,161,500	\$3,484,500		\$4,646,000	
507	Danville	Install Automatic Door		\$6,500		\$6,500	
507	Danville	Lincoln Hall Construction	\$1,575,700	\$4,727,100		\$6,302,800	\$8,976,950
507	Danville	Maintenance Plant Ventilation/HVAC Upgrade	\$101,500			\$101,500	\$71,143
507	Danville	Mary Miller Center Remodeling	\$678,000			\$678,000	\$746,025
507	Danville	Mary Miller Center Roof	\$65,000			\$65,000	\$39,750
507	Danville	Mary Miller Code Corrections	\$222,600			\$222,600	\$107,100
507	Danville	Natural Gas Pipe Replacement	\$36,500			\$36,500	
507	Danville	Operations Facility Addition	\$298,600			\$298,600	\$381,742
507	Danville	Orn. Horticulture Code Correct	\$200,600			\$200,600	\$25,000
507	Danville	Parking Lot Overlay-Southwest Parking Area		\$204,600		\$204,600	\$201,965
507	Danville	Physical Plant Code Correct.	\$480,300			\$480,300	\$144,671
507	Danville	Porch Columns Replacement-Clock Tower Center		\$52,000		\$52,000	\$17,066
507	Danville	Pump House Roof Replacement	\$48,000			\$48,000	\$30,970
507	Danville	Renovate Vermillion, Cannon, & Prairie Halls	\$3,466,000	\$10,399,000		\$13,865,000	\$12,888,613
507	Danville	Repair Gazebo		\$12,475		\$12,475	
507	Danville	Repair Porches/Bldg. 17		\$53,270		\$53,270	
507	Danville	Repair Roof-Bldg. 17		\$77,086		\$77,086	
507	Danville	Roof Repairs	\$595,847			\$595,847	
507	Danville	Roof Replacement Orn.Hort.Bldg	\$32,650			\$32,650	\$21,029
507	Danville	Roof Replacement-Bremer	\$61,450			\$61,450	\$38,036
507	Danville	Roof/Tech Center		\$82,010		\$82,010	
507	Danville	Sanitary Sewer Replacement	\$206,500			\$206,500	
507	Danville	Seal Coating Parking Areas		\$10,058		\$10,058	
507	Danville	Site Utilities for New Blding		\$3,500,000		\$3,500,000	
507	Danville	Tech Center/Parking Lots		\$70,000		\$70,000	
507	Danville	Technology Center Addition	\$651,800			\$651,800	\$623,495
507	Danville	Technology Center Mechanical/Electrical Rehab	\$128,880			\$128,880	\$119,039
507	Danville	Tuckpointing Buildings 6 & 7	\$257,330			\$257,330	\$257,330
507	Danville	Tuckpointing/masonry-Cannon	\$155,490			\$155,490	\$155,490
507	Danville	Unit Ventilator Heater Replacements	\$184,770			\$184,770	\$113,495
507	Danville	Utility Tunnel Replacement	\$1,566,200			\$1,566,200	
507	Danville	Walks, Curbs, & Parking Lots		\$194,800		\$194,800	\$194,800
	Subtotal		\$15,186,593	\$23,495,236	\$0	\$38,681,829	\$27,078,089
502	DuPage	Auto Lab Expansion Building	\$740,000			\$740,000	
502	DuPage	Ceiling Replacement	\$83,595	\$179,800		\$263,395	
502	DuPage	Construct Extension Centers	\$3,572,800			\$3,572,800	
502	DuPage	Fitness Room Addition	\$348,000			\$348,000	
502	DuPage	Land/North Regional Site	\$650,000			\$650,000	
502	DuPage	Lighting/Ceiling Renovations		\$424,922		\$424,922	

Illinois Community College Board

Table V-12

BUDGETED REVENUE FOR COMMUNITY COLLEGE CONSTRUCTION
FOR PROJECTS COMPLETED SINCE JANUARY 1990

DISTRICT	COLLEGE NAME	PROJECT NAME	Budgeted Revenue			APPROVED/FINAL PROJECT COST	FINAL PROJECT COST*
			LOCAL	STATE	FEDERAL		
502	DuPage	Parking Lot Expansion	\$928,940			\$928,940	
502	DuPage	Parking Lot Expansion	\$975,387			\$975,387	
502	DuPage	Renovate Park Lots 8 to 12	\$636,911	\$227,538		\$864,449	
502	DuPage	Renovate Parking Lots 1-5	\$229,060	\$227,538		\$456,598	
502	DuPage	Resurfacing Projects		\$562,940		\$562,940	\$526,859
502	DuPage	Roadway Renovations		\$224,080		\$224,080	
502	DuPage	Roof Replacement -PE	\$220,400			\$220,400	\$601,281
502	DuPage	Site Acquisition/Naperville	\$449,757			\$449,757	
502	DuPage	SRC Addition	\$16,830,000			\$16,830,000	
502	DuPage	Student Resource Ctr - 3rd Fl.		\$2,180,400		\$2,180,400	
502	DuPage	Warehouse Expansion	\$613,340			\$613,340	
		Subtotal	\$26,278,190	\$4,027,218	\$0	\$30,305,408	\$1,128,139
509	Elgin	Accessibility Modifications	\$38,045			\$38,045	
509	Elgin	Advanced Technology Center Remodeling		\$2,050,000		\$2,050,000	\$2,235,676
509	Elgin	Applied Business Technology Addition	\$3,153,554			\$3,153,554	\$3,476,585
509	Elgin	Business/Industry Conf. Ctr.	\$5,500,000			\$5,500,000	
509	Elgin	Chiller Replacement	\$200,000	\$265,500		\$465,500	\$474,461
509	Elgin	Construct Applied Techn.	\$1,145,750			\$1,145,750	
509	Elgin	Construct Maintenance Bldg.	\$239,533			\$239,533	
509	Elgin	Deck Restoration/Waterproofing		\$162,300		\$162,300	\$256,189
509	Elgin	Fleetwood Drive Land and Building Acquisition	\$2,500,000			\$2,500,000	\$2,564,812
509	Elgin	HVAC Modifications	\$40,740			\$40,740	
509	Elgin	Moisture Protection	\$92,739			\$92,739	
509	Elgin	New Classroom Building	\$1,450,500	\$12,906,700		\$14,357,200	
509	Elgin	Plaza Deck Restoration/Waterproofing - Ph IV	\$336,000			\$336,000	\$266,590
509	Elgin	Plaza Deck Restoration/Waterproofing Ph III		\$218,800		\$218,800	\$200,560
509	Elgin	Repair of Parking Lots		\$241,675		\$241,675	
509	Elgin	Resurface Parking Lot 1	\$3,456	\$75,544		\$79,000	
509	Elgin	Resurface Parking Lot 1		\$75,544		\$75,544	
509	Elgin	Roof Repairs/Paving		\$127,818		\$127,818	
509	Elgin	Site Acquisition	\$2,061,300			\$2,061,300	
509	Elgin	Student Resource Center/ADA Remodeling		\$175,423		\$175,423	\$175,423
509	Elgin	Visual/Perf. Arts Phase	\$23,260,694			\$23,260,694	
		Subtotal	\$40,022,311	\$16,299,304	\$0	\$56,321,615	\$9,650,296
512	Harper	650 Higgins Road Purchase/Remodeling	\$4,000,000	\$1,000,000		\$5,000,000	\$5,000,000
512	Harper	AC/Dehumidification at Wellness/Sports Ctr.	\$599,203			\$599,203	\$610,639
512	Harper	Accessibility Improvements	\$108,859			\$108,859	
512	Harper	Accessibility Renovations	\$54,000			\$54,000	
512	Harper	Acoustic Baffles rplcmt-Bld.M	\$216,033			\$216,033	\$128,914
512	Harper	ADA Restroom Renovat. N.E. Ctr	\$133,623			\$133,623	\$133,623
512	Harper	ADA Sidewalk Improvements	\$108,687			\$108,687	\$110,762
512	Harper	ADA/Accessibility	\$159,000			\$159,000	
512	Harper	Asbestos Abatement - Campus Wide	\$200,000			\$200,000	\$210,000
512	Harper	Asbestos Abatement N.E. Ctr.	\$53,213			\$53,213	\$53,213
512	Harper	Asbestos Abatement Work	\$72,338			\$72,338	
512	Harper	Auto Door Opener Replacements	\$45,070			\$45,070	\$40,841
512	Harper	Auto Door Openers	\$80,605			\$80,605	\$73,041
512	Harper	Bldg. F - Life Safety	\$1,500,000			\$1,500,000	
512	Harper	Bldings D/E Buried Hot Water Pipe Rplcmnt.	\$155,050			\$155,050	\$104,089
512	Harper	Building B Boiler Repairs	\$110,000			\$110,000	
512	Harper	Building E Improvements	\$499,777			\$499,777	\$499,777
512	Harper	Building F Code Corrections	\$1,009,000			\$1,009,000	
512	Harper	Building I Code Corrections	\$676,268			\$676,268	
512	Harper	Cafeteria Washroom Renovation		\$235,808		\$235,808	\$185,517
512	Harper	Campus Sidewalk Repair-Ph II	\$273,088			\$273,088	\$237,321
512	Harper	Campus Sidewalk Replacement	\$86,652			\$86,652	\$87,598
512	Harper	Chair Lift Replacement-Bld D	\$85,893			\$85,893	\$83,735
512	Harper	Construct Instruc. Bldg.	\$12,589,800			\$12,589,800	
512	Harper	Cooling Tower Enclosures	\$235,347			\$235,347	\$205,041

Illinois Community College Board

Table V-12

BUDGETED REVENUE FOR COMMUNITY COLLEGE CONSTRUCTION
FOR PROJECTS COMPLETED SINCE JANUARY 1990

DISTRICT	COLLEGE NAME	PROJECT NAME	Budgeted Revenue			APPROVED/FINAL PROJECT COST	FINAL PROJECT COST*
			LOCAL	STATE	FEDERAL		
512	Harper	Electric/Safety Hazard Repairs	\$31,073			\$31,073	\$31,073
512	Harper	Electrical Distibution Upgrade	\$276,394			\$276,394	\$276,394
512	Harper	Electrical Switch Installation	\$210,000			\$210,000	\$151,937
512	Harper	Electrical Upgrades in Vault Area	\$266,120			\$266,120	\$237,623
512	Harper	Electrical/Mech. Repairs	\$1,469,550			\$1,469,550	
512	Harper	Elevator Accessibility	\$72,500			\$72,500	
512	Harper	Emergency Telephone Install.	\$33,000			\$33,000	
512	Harper	Filter System Repair	\$143,298			\$143,298	
512	Harper	Fire Sprinkler Installation	\$199,750			\$199,750	
512	Harper	Fire Supression System	\$25,000			\$25,000	
512	Harper	Fire System Corrections	\$176,371			\$176,371	
512	Harper	Gas Main Replacement	\$96,672			\$96,672	\$78,176
512	Harper	Hazardous Bleacher Repair	\$100,000			\$100,000	
512	Harper	HVAC Modifications- Blding E	\$87,625			\$87,625	\$87,625
512	Harper	HVAC Repairs	\$1,062,099			\$1,062,099	\$803,498
512	Harper	Install Accessible Drinking	\$200,000			\$200,000	
512	Harper	Life Safety Alterations	\$380,148			\$380,148	
512	Harper	Life Safety Improvements Bld.M	\$648,911			\$648,911	\$661,296
512	Harper	Lighting Upgrade-NE Center	\$130,434			\$130,434	\$130,434
512	Harper	Lighting Upgrades- Bldings D&H	\$238,700			\$238,700	\$163,834
512	Harper	Masonry Repairs-Bldg. M	\$136,037			\$136,037	\$80,081
512	Harper	Moisture Protection-NE Ctr	\$178,000			\$178,000	
512	Harper	NE Center Parking Lot Lighting	\$101,230			\$101,230	\$101,230
512	Harper	Parking Lot 1 extension		\$142,560		\$142,560	
512	Harper	Parking Lot Restoration	\$142,000			\$142,000	
512	Harper	Partial Roof Replacement-D & J		\$327,800		\$327,800	\$310,592
512	Harper	Pool Lighting Replacement-Wellness/Sports Cen	\$137,170			\$137,170	\$139,788
512	Harper	Power Distribution System	\$317,250			\$317,250	
512	Harper	Refrigerant Conversion	\$242,681			\$242,681	
512	Harper	Repair HVAC Bldg. V	\$50,000			\$50,000	
512	Harper	Repair Parking Lot #3	\$85	\$155,230		\$155,315	
512	Harper	Repair Parking Lots		\$144,831		\$144,831	
512	Harper	Repair Parking Lots 1 and 12		\$112,000		\$112,000	
512	Harper	Repair Rest Rooms Bldg. D	\$438,500			\$438,500	
512	Harper	Repair Roofs Bldgs A & D	\$400,000			\$400,000	
512	Harper	Repair Roofs Bldgs B,E,I,J	\$385,000			\$385,000	
512	Harper	Repalce Wheelchair Lifts	\$75,000			\$75,000	
512	Harper	Replace Light Fixtures-Bld. M	\$108,388			\$108,388	\$107,203
512	Harper	Replace Underground Storage	\$190,000			\$190,000	
512	Harper	Restroom Modif.-Bldg. A	\$459,044			\$459,044	\$374,694
512	Harper	Roof Replacement-Bldg F	\$235,000			\$235,000	
512	Harper	Roof Replacement-NE Center	\$444,000			\$444,000	
512	Harper	Roof Replacement-Wellness/Sports Center	\$489,305			\$489,305	\$319,170
512	Harper	Roof&Ceiling-Building D		\$145,841		\$145,841	
512	Harper	Site Acquisition/Northeast	\$2,000,000			\$2,000,000	
512	Harper	Steam/Condensate Piping Replacement/Blding H	\$142,338			\$142,338	\$128,150
512	Harper	Tuckpointing	\$440,008			\$440,008	\$453,539
512	Harper	Ventilation Modif. - Blding T	\$66,325			\$66,325	\$13,635
512	Harper	Water Main Extension	\$247,925			\$247,925	
	Subtotal		\$36,324,437	\$2,264,070	\$0	\$38,588,507	\$12,414,083
540	Heartland	ADA Compliance	\$27,500			\$27,500	\$13,951
540	Heartland	Classroom Addition 2002	\$3,972,350			\$3,972,350	\$4,120,799
540	Heartland	Emergency Exit Lighting System	\$38,150			\$38,150	\$30,930
540	Heartland	Emergency Generator	\$461,100			\$461,100	\$457,302
540	Heartland	Emergency Notification System	\$83,000			\$83,000	\$83,313
540	Heartland	Energy Conservation Project	\$63,000			\$63,000	\$25,476
540	Heartland	Equipment for New Campus		\$2,500,000		\$2,500,000	\$2,500,000
540	Heartland	PHS Projects	\$60,500			\$60,500	\$55,923
540	Heartland	Safety/Security Access System	\$106,633			\$106,633	\$100,324
540	Heartland	Site Acquisition	\$2,100,000			\$2,100,000	

Illinois Community College Board

Table V-12

BUDGETED REVENUE FOR COMMUNITY COLLEGE CONSTRUCTION
FOR PROJECTS COMPLETED SINCE JANUARY 1990

DISTRICT	COLLEGE NAME	PROJECT NAME	Budgeted Revenue			APPROVED/FINAL PROJECT COST	FINAL PROJECT COST*
			LOCAL	STATE	FEDERAL		
540	Heartland	Snow Guard Installation	\$36,000			\$36,000	\$37,189
540	Heartland	Space Renovations	\$98,125			\$98,125	
		Subtotal	\$7,046,358	\$2,500,000	\$0	\$9,546,358	\$7,425,207
519	Highland	ADA Campuswide Improvements	\$11,498	\$92,052		\$103,550	\$99,599
519	Highland	ADA Compliance	\$283,770			\$283,770	
519	Highland	ADA Compliance	\$318,666			\$318,666	
519	Highland	ADA Projects	\$257,620			\$257,620	
519	Highland	Air Filtration-Auto Body Shop	\$212,960			\$212,960	\$152,458
519	Highland	Auto Body Code Corrections	\$110,480			\$110,480	
519	Highland	Auto Body Paint Booth Upgrade	\$81,500			\$81,500	\$58,869
519	Highland	Bleacher Repairs	\$51,725			\$51,725	
519	Highland	Bleachers/Guardrails Code Upgrades	\$60,000			\$60,000	\$34,143
519	Highland	Building F Ventilation	\$34,727			\$34,727	\$37,314
519	Highland	Child Care and Training Center	\$725,512	\$120,000		\$845,512	\$843,278
519	Highland	Drainage Alterations	\$173,387			\$173,387	
519	Highland	Drainage Control-Sidewalk Rplc	\$102,971			\$102,971	\$82,493
519	Highland	Emergency & Egress Lighting Upgrade	\$121,000			\$121,000	\$109,347
519	Highland	EMS Replacement	\$158,200			\$158,200	
519	Highland	Energy Conservation Program	\$645,400			\$645,400	
519	Highland	Exterior Waterproofing Modif.	\$51,425			\$51,425	
519	Highland	Fire Alarm Improvements	\$155,768			\$155,768	
519	Highland	Hydraulic Lift Replacement	\$89,758			\$89,758	
519	Highland	Laboratory Ventilation	\$56,975			\$56,975	
519	Highland	Lighting/Warning Sys.Upgrade	\$161,656			\$161,656	
519	Highland	Moisture Migration Control-Building S	\$470,690			\$470,690	\$443,867
519	Highland	Moisture Protection	\$75,637			\$75,637	
519	Highland	Renovation Bldgs. M&R		\$284,968		\$284,968	
519	Highland	Resurface Parking Lot A West		\$129,600		\$129,600	
519	Highland	Resurface Parking Lots C & E	\$162,794	\$201,000		\$363,794	
519	Highland	Retention Pond Repairs	\$100,430			\$100,430	\$60,913
519	Highland	Roof Replacement Bldings F & T	\$452,000			\$452,000	\$401,138
519	Highland	Roof Replacement Bldings. N & T (south half)	\$419,000			\$419,000	\$388,526
519	Highland	Roof Replacement Building S	\$286,770			\$286,770	\$265,343
519	Highland	Roof Replacements -Buildings M & R	\$452,000			\$452,000	\$387,913
519	Highland	Sidewalk Rehabilitation	\$248,398			\$248,398	
519	Highland	Sidewalk Repair/Drain. Ph. IV	\$70,190			\$70,190	
519	Highland	Sidewalk Replacement/ADA Upgrade	\$384,500			\$384,500	\$380,123
519	Highland	Sidewalk Replacements/Upgrade -Campuswide	\$144,000			\$144,000	\$107,500
519	Highland	Theatrical Lighting Controls	\$227,000			\$227,000	\$194,799
519	Highland	Underground Storage Tank	\$50,050			\$50,050	
519	Highland	Ventilation System Repairs	\$123,700			\$123,700	
519	Highland	Waterproofing Project	\$108,803			\$108,803	
		Subtotal	\$7,640,960	\$827,620	\$0	\$8,468,580	\$4,047,624
514	Illinois Central	Accessibility Projects, 1998	\$191,000			\$191,000	\$189,793
514	Illinois Central	Acquire/Ren. World Drug Bldg	\$6,386,400			\$6,386,400	
514	Illinois Central	ADA Accessibility	\$53,900			\$53,900	\$53,286
514	Illinois Central	ADA Elevator Addition	\$165,460			\$165,460	
514	Illinois Central	ADA Signage Upgrade	\$121,800			\$121,800	
514	Illinois Central	ADA Stair Tower Improvements	\$100,000			\$100,000	\$87,564
514	Illinois Central	ADA Survey/Phase I Corr. Work	\$186,390			\$186,390	
514	Illinois Central	Agricultural/Industrial Technologies Addition	\$2,066,244			\$2,066,244	
514	Illinois Central	Asbestos Abatement -TK Building	\$92,608			\$92,608	\$86,051
514	Illinois Central	Asbestos Removal/SW Adams	\$143,750			\$143,750	
514	Illinois Central	Boiler Room Roof Replacement	\$76,790			\$76,790	
514	Illinois Central	Carpet Replacement	\$50,000			\$50,000	
514	Illinois Central	Carpet Replacement	\$170,000			\$170,000	
514	Illinois Central	Chiller Replacement Phase I	\$485,000			\$485,000	\$484,668
514	Illinois Central	Circle Drive Roadway/Drainage Rehab	\$325,000			\$325,000	\$316,680
514	Illinois Central	Construct Storage Building	\$78,177			\$78,177	
514	Illinois Central	Corridors and Classrooms Ceiling Renovations		\$162,500		\$162,500	\$164,453

Illinois Community College Board

Table V-12

BUDGETED REVENUE FOR COMMUNITY COLLEGE CONSTRUCTION
FOR PROJECTS COMPLETED SINCE JANUARY 1990

DISTRICT	COLLEGE NAME	PROJECT NAME	Budgeted Revenue			APPROVED/FINAL PROJECT COST	FINAL PROJECT COST*
			LOCAL	STATE	FEDERAL		
514	Illinois Central	Drainage Control	\$1,300,000			\$1,300,000	
514	Illinois Central	Drainage-Roadway Rehab PhaseII	\$191,000			\$191,000	\$190,017
514	Illinois Central	Elevator Cylinder Repairs	\$87,000			\$87,000	\$85,902
514	Illinois Central	Elevator Repairs	\$99,200			\$99,200	
514	Illinois Central	EMS Upgrade	\$580,000			\$580,000	\$576,027
514	Illinois Central	Erosion Control	\$76,000			\$76,000	
514	Illinois Central	Exterior Lighting Upgrade	\$120,000			\$120,000	
514	Illinois Central	Fire Alarm & Security Upgrades	\$729,600			\$729,600	\$707,781
514	Illinois Central	Fire Damper Replacement	\$475,200			\$475,200	
514	Illinois Central	Floor/Bleacher Repairs	\$265,700			\$265,700	
514	Illinois Central	HVAC System Modifications -Ph. II	\$150,000			\$150,000	
514	Illinois Central	HVAC System Modifications-Dirksen Hall	\$150,000			\$150,000	\$301,533
514	Illinois Central	Interior Lighting Improvements		\$329,700		\$329,700	\$288,082
514	Illinois Central	Land Lab Facility & Skilled Trades Remodeling	\$719,800			\$719,800	
514	Illinois Central	Lighting & Ceiling Upgrade Ph. II		\$192,000		\$192,000	\$181,161
514	Illinois Central	Lighting and Ceiling Upgrade		\$270,633		\$270,633	\$248,685
514	Illinois Central	Lighting Upgrades Lots A & C	\$70,000			\$70,000	\$60,414
514	Illinois Central	Masonry Wall Repair	\$54,000			\$54,000	\$53,092
514	Illinois Central	Masonry Wall Repair	\$120,000			\$120,000	\$112,204
514	Illinois Central	Masonry Wall Repair Phase II	\$135,000			\$135,000	\$133,085
514	Illinois Central	Metal Panel Curtain Wall	\$90,000			\$90,000	\$86,762
514	Illinois Central	Parking Deck Construction	\$550,000			\$550,000	
514	Illinois Central	Parking Lot A Renovation	\$2,563	\$147,437		\$150,000	
514	Illinois Central	Parking Lot F Renovation		\$103,800		\$103,800	
514	Illinois Central	Parking Lot Restoration		\$123,400		\$123,400	
514	Illinois Central	Phase II Downtown Center	\$2,373,250			\$2,373,250	
514	Illinois Central	Renovate&Expand Stu. Center	\$4,277,350			\$4,277,350	
514	Illinois Central	Repair of Bridges	\$97,000			\$97,000	
514	Illinois Central	Repair of Dirksen Parking Lot	\$2,563	\$147,437		\$150,000	
514	Illinois Central	Repair Underground Storage Tnk	\$289,670			\$289,670	
514	Illinois Central	Replace Voltage Cable-Phase II	\$97,000			\$97,000	\$95,847
514	Illinois Central	Roof Rehabilitation	\$140,000			\$140,000	\$122,620
514	Illinois Central	Roof Repair Gymnasium	\$134,500			\$134,500	
514	Illinois Central	Roof Replacement- Perley Building	\$162,000			\$162,000	\$164,796
514	Illinois Central	Roof Replacement/Academic Bldg	\$255,000			\$255,000	
514	Illinois Central	Roof Replacement/Library	\$215,000			\$215,000	\$200,000
514	Illinois Central	Roof Replacement-Lawrence	\$80,000			\$80,000	
514	Illinois Central	Roof Replacement-SW Adams	\$141,900			\$141,900	\$125,900
514	Illinois Central	Sidewalk Rehabilitation Ph. III	\$350,000			\$350,000	\$300,229
514	Illinois Central	Sidewalk Replacement		\$123,430		\$123,430	
514	Illinois Central	Sidewalk Replacement	\$325,000			\$325,000	\$305,630
514	Illinois Central	Upgrade Underground Storage Tk	\$243,410			\$243,410	
514	Illinois Central	Voltage Cable Replacement	\$151,400			\$151,400	
514	Illinois Central	Water-Fire Main Relocations	\$234,698			\$234,698	\$180,698
514	Illinois Central	Window Frame/Panel Repairs	\$65,000			\$65,000	\$57,865
	Subtotal		\$26,292,323	\$1,600,337	\$0	\$27,892,660	\$5,960,825
529	Illinois Eastern	ADA Compliance Alterations	\$71,400			\$71,400	
529	Illinois Eastern	ADA Districtwide Improvements	\$983	\$157,527		\$158,510	\$154,515
529	Illinois Eastern	Construct Microwave Tower	\$313,191			\$313,191	
529	Illinois Eastern	Curtain Replacement	\$55,700			\$55,700	\$20,200
529	Illinois Eastern	District Improvements		\$181,660		\$181,660	\$326,576
529	Illinois Eastern	Districtwide Improvements	\$10,000	\$212,400		\$222,400	\$234,600
529	Illinois Eastern	Door & Hardware Accessibility - WVC & FCC	\$149,200			\$149,200	\$69,627
529	Illinois Eastern	Door Replacements - LTC & WVC	\$33,900			\$33,900	\$35,077
529	Illinois Eastern	Energy Management Systems Replacement	\$381,200			\$381,200	\$366,335
529	Illinois Eastern	Environmental Barriers	\$366,300			\$366,300	\$371,348
529	Illinois Eastern	Exit Door Modif.-Olney Central	\$126,000			\$126,000	\$125,436
529	Illinois Eastern	Fire Alarm/Emerg.Lghting Replc	\$382,000			\$382,000	\$245,988
529	Illinois Eastern	Furnace Replacement-Frontier	\$84,700			\$84,700	\$75,827
529	Illinois Eastern	FY02 Capital Renewal		\$215,600		\$215,600	\$131,225

Illinois Community College Board

Table V-12

BUDGETED REVENUE FOR COMMUNITY COLLEGE CONSTRUCTION
FOR PROJECTS COMPLETED SINCE JANUARY 1990

DISTRICT	COLLEGE NAME	PROJECT NAME	Budgeted Revenue			APPROVED/FINAL PROJECT COST	FINAL PROJECT COST*
			LOCAL	STATE	FEDERAL		
529	Illinois Eastern	HVAC Replacement		\$324,450		\$324,450	
529	Illinois Eastern	HVAC Replacement-3 campuses	\$332,750			\$332,750	
529	Illinois Eastern	HVAC Replacement-Wabash	\$226,200			\$226,200	
529	Illinois Eastern	HVAC System-Lincoln Trail	\$398,200			\$398,200	
529	Illinois Eastern	HVAC Systems Replacement	\$1,636,600			\$1,636,600	\$1,292,083
529	Illinois Eastern	HVAC System-Wabash Valley	\$312,800			\$312,800	
529	Illinois Eastern	Lighting & Fire Alarm Upgrades	\$69,600			\$69,600	\$44,819
529	Illinois Eastern	Miscellaneous ADA Improvements	\$505,000			\$505,000	\$432,930
529	Illinois Eastern	Modify Exhaust Hoods	\$118,244			\$118,244	
529	Illinois Eastern	Parking Lot Repairs		\$171,400		\$171,400	
529	Illinois Eastern	Pool Filter Replacement	\$33,062			\$33,062	
529	Illinois Eastern	Robinson Commercial Building	\$481,960			\$481,960	
529	Illinois Eastern	Roof Replacements	\$128,400			\$128,400	\$57,670
529	Illinois Eastern	Roof Replacements/Repair	\$727,000			\$727,000	\$745,101
529	Illinois Eastern	Roofing, Acoustics, Parking Lot, and Walkways	\$10,000	\$90,500		\$100,500	\$79,383
529	Illinois Eastern	Sanitary Sewer-Lincoln Trail	\$45,496			\$45,496	
529	Illinois Eastern	Site Lighting - LTC & WVC	\$261,400			\$261,400	\$196,287
529	Illinois Eastern	Stage Floor Replacement		\$21,304		\$21,304	
529	Illinois Eastern	Stage Floor Replacement		\$19,159		\$19,159	
529	Illinois Eastern	Storm Sewer Waterway Repairs	\$56,856			\$56,856	
529	Illinois Eastern	Student Services Area Remodel		\$260,000		\$260,000	
529	Illinois Eastern	Tool & Die Shop Code Modif.	\$141,546			\$141,546	
529	Illinois Eastern	Underground Storage Tank Remov	\$150,000			\$150,000	
529	IECC-Frontier	Exterior Rehab	\$160,400			\$160,400	\$105,217
529	IECC-Frontier	HVAC Replacement-Richard Mason Building	\$453,400			\$453,400	\$450,645
529	IECC-Frontier	Land & Building Acquisition in Fairfield	\$300,000			\$300,000	\$300,000
529	IECC-Frontier	Learning Resource Center		\$1,772,000		\$1,772,000	\$1,680,122
529	IECC-Frontier	Sanitary Sewer Replacement	\$56,900			\$56,900	\$46,302
529	IECC-Frontier	Site Paving and Lighting	\$35,800			\$35,800	\$0
529	IECC-Frontier	HVAC Replacement	\$137,900			\$137,900	\$123,455
529	IECC-Frontier	Various Capital Improvements		\$57,000		\$57,000	\$36,340
529	IECC-Lincoln Trail	Acoustical Control/Pool Lighting	\$102,900			\$102,900	\$23,640
529	IECC-Lincoln Trail	Bleacher Replacement -ADA & Code	\$181,500			\$181,500	\$127,601
529	IECC-Lincoln Trail	Exterior Wall and Fascia Renovations	\$542,100			\$542,100	\$546,744
529	IECC-Lincoln Trail	Floor Drain Pipe Replacement-LTC Crisp Blding	\$26,600			\$26,600	\$7,688
529	IECC-Lincoln Trail	Gymnasium Floor Repalcement	\$525,100			\$525,100	\$390,027
529	IECC-Lincoln Trail	Natatorium Dehumidification and Ventilation	\$272,300			\$272,300	\$265,027
529	IECC-Lincoln Trail	Natatorium Structural Corrections	\$183,100			\$183,100	\$186,572
529	IECC-Lincoln Trail	Renovations-Fiber Optics Lab	\$70,000			\$70,000	\$59,779
529	IECC-Lincoln Trail	Rooftop Units-Williams Hall	\$363,000			\$363,000	\$324,975
529	IECC-Olney Central	Bleacher Replacement	\$147,600			\$147,600	\$131,369
529	IECC-Olney Central	Classroom Renovations		\$59,100		\$59,100	\$38,253
529	IECC-Olney Central	HVAC Unit Replacements	\$447,700			\$447,700	\$419,831
529	IECC-Olney Central	Parking Lot Expansion	\$75,000			\$75,000	
529	IECC-Olney Central	Reroof Stair Enclosures	\$31,838			\$31,838	
529	IECC-Olney Central	Rooftop Units-Wattlw.Hall/Gym	\$779,300			\$779,300	\$697,667
529	IECC-Olney Central	Stage Floor Replacement	\$48,400			\$48,400	\$48,971
529	IECC-Olney Central	Stairway/Lobby Glazing-Wattleworth & Theatre	\$144,000			\$144,000	\$98,749
529	IECC-Wabash Valley	AA/Machine Shop Parking	\$10,000	\$57,400		\$67,400	\$34,097
529	IECC-Wabash Valley	Agriculture Program Remodeling and Addition	\$240,064			\$240,064	\$162,676
529	IECC-Wabash Valley	Electrical Renovations	\$284,300			\$284,300	\$183,074
529	IECC-Wabash Valley	Exit Modifications	\$61,700			\$61,700	\$48,181
529	IECC-Wabash Valley	Exterior/Interior Wall Repair	\$86,400			\$86,400	\$33,187
529	IECC-Wabash Valley	Flooring Replacement	\$105,000			\$105,000	\$38,049
529	IECC-Wabash Valley	Gym Floor Replacement		\$88,962		\$88,962	
529	IECC-Wabash Valley	HVAC/Dehumidification Upgrade	\$284,300			\$284,300	\$254,519
529	IECC-Wabash Valley	HVAC Replacement - 3 Buildings	\$145,200			\$145,200	\$151,901
529	IECC-Wabash Valley	Interior Lighting Upgrade-Applied Arts B Id	\$201,300			\$201,300	\$79,275
529	IECC-Wabash Valley	Machine Shop Expansion	\$61,200	\$465,000		\$526,200	\$475,046

Illinois Community College Board
Table V-12
BUDGETED REVENUE FOR COMMUNITY COLLEGE CONSTRUCTION
FOR PROJECTS COMPLETED SINCE JANUARY 1990

DISTRICT	COLLEGE NAME	PROJECT NAME	Budgeted Revenue			APPROVED/FINAL PROJECT COST	FINAL PROJECT COST*
			LOCAL	STATE	FEDERAL		
529	IECC-Wabash Valley	Roof Replacement, Main Hall	\$131,800			\$131,800	\$121,260
529	IECC-Wabash Valley	Storm Drain- Applied Arts Building	\$72,600			\$72,600	\$42,014
		Subtotal	\$14,378,390	\$4,153,462	\$0	\$18,531,852	\$12,737,280
513	Illinois Valley	Access.Sidewalks & Drainage Improvements-E.C.	\$125,000			\$125,000	
513	Illinois Valley	ADA Modifications	\$180,600			\$180,600	
513	Illinois Valley	ADA Modifications	\$150,120			\$150,120	
513	Illinois Valley	ADA Phase III	\$220,200			\$220,200	
513	Illinois Valley	ADA-Lecture Hall,Music Room,FP Lounge, Aud.		\$91,265		\$91,265	
513	Illinois Valley	Air Moisture Infiltration Phase III-Blding A	\$200,000			\$200,000	
513	Illinois Valley	Air Moisture Infiltration-Building B- Ph.IV	\$254,220			\$254,220	\$154,162
513	Illinois Valley	Air, Moisture, Infiltration/Phase V	\$250,000			\$250,000	\$217,379
513	Illinois Valley	Air/Moisture Infiltration	\$180,000			\$180,000	\$101,235
513	Illinois Valley	Air/Moisture Infiltration PhII	\$173,954			\$173,954	\$166,587
513	Illinois Valley	Asbestos Abatement	\$125,890			\$125,890	
513	Illinois Valley	Asbestos Abatement	\$115,800			\$115,800	
513	Illinois Valley	Asbestos Abatement A-301	\$111,200			\$111,200	
513	Illinois Valley	Asbestos Abatement Bldg. G	\$145,200			\$145,200	
513	Illinois Valley	Asbestos Removal-Science Fume	\$40,800			\$40,800	
513	Illinois Valley	Asbestos Removal-Water Tanks	\$120,000			\$120,000	
513	Illinois Valley	Boiler C Repairs	\$28,220			\$28,220	
513	Illinois Valley	Boiler Flue Stacks Replacement	\$38,958			\$38,958	\$29,646
513	Illinois Valley	Boiler Piping Modifications	\$180,000			\$180,000	\$171,138
513	Illinois Valley	Boiler Repairs	\$27,427			\$27,427	
513	Illinois Valley	Cooling System Retrofit	\$923,500			\$923,500	
513	Illinois Valley	Electrical Infrastr. Repairs	\$78,000			\$78,000	\$77,059
513	Illinois Valley	Emergency Generator Switchgear	\$110,000			\$110,000	\$108,661
513	Illinois Valley	Energy Audit and Survey	\$29,400			\$29,400	
513	Illinois Valley	Energy Conservation/Retrofit	\$257,000			\$257,000	
513	Illinois Valley	Erosion Control (S.W. Slope)	\$172,248			\$172,248	
513	Illinois Valley	Fluorescent Lighting Modific.	\$119,400			\$119,400	
513	Illinois Valley	Hazardous Walk Replacement	\$40,780	\$45,816		\$86,596	
513	Illinois Valley	HVAC Upgrade-Computer Room	\$50,000			\$50,000	\$56,488
513	Illinois Valley	HVAC Upgrades-E.Campus	\$100,000			\$100,000	
513	Illinois Valley	Lighting and Motion Sensors	\$66,097			\$66,097	\$65,287
513	Illinois Valley	Maintenance Room Ventilation		\$18,800		\$18,800	
513	Illinois Valley	Modify Elevators	\$121,211			\$121,211	
513	Illinois Valley	Partial Ceiling Repalcement	\$96,604			\$96,604	
513	Illinois Valley	Plumbing Code Compliance	\$30,250			\$30,250	
513	Illinois Valley	Repair Parking Lot #5	\$24,522	\$63,420		\$87,942	
513	Illinois Valley	Repair Parking Lots		\$44,620		\$44,620	
513	Illinois Valley	Repave Parking Lot # 1		\$203,400		\$203,400	
513	Illinois Valley	Reroofing Auto Ag Facility	\$130,725			\$130,725	
513	Illinois Valley	Roadway & Parking Lot		\$64,136		\$64,136	
513	Illinois Valley	Roof Replacement	\$51,450			\$51,450	
513	Illinois Valley	Roof Replacement	\$220,000			\$220,000	
513	Illinois Valley	Roof Replacement Gym	\$30,142			\$30,142	
513	Illinois Valley	Roofing Replacement	\$659,770			\$659,770	
513	Illinois Valley	Security Lighting	\$158,970			\$158,970	
513	Illinois Valley	Security Lighting-Ph. II	\$160,320			\$160,320	
513	Illinois Valley	Sewer Line Hookup	\$84,000			\$84,000	
513	Illinois Valley	Sidewalk Replacement		\$47,300		\$47,300	
513	Illinois Valley	Sidewalk Replacement Ph II		\$60,200		\$60,200	
513	Illinois Valley	Sidewalk Replacements	\$286,318			\$286,318	
513	Illinois Valley	Water Pipe Replacement	\$220,000			\$220,000	
513	Illinois Valley	Water Suppression Line Repair-Blding G	\$60,000			\$60,000	\$45,615
		Subtotal	\$6,948,296	\$638,957	\$0	\$7,587,253	\$1,193,258
525	Joliet	ADA Compliance	\$287,980			\$287,980	
525	Joliet	ADA Related Project Improvements		\$169,617		\$169,617	\$169,617

Illinois Community College Board

Table V-12

BUDGETED REVENUE FOR COMMUNITY COLLEGE CONSTRUCTION
FOR PROJECTS COMPLETED SINCE JANUARY 1990

DISTRICT	COLLEGE NAME	PROJECT NAME	Budgeted Revenue			APPROVED/FINAL PROJECT COST	FINAL PROJECT COST*
			LOCAL	STATE	FEDERAL		
525	Joliet	Air Quality Improvement		\$162,890		\$162,890	\$150,959
525	Joliet	Bldg. D Roof Replacement		\$98,222		\$98,222	
525	Joliet	Bleachers/Gym Floor Repairs	\$111,345			\$111,345	
525	Joliet	Business/Tech Center	\$2,450,291	\$6,992,509		\$9,442,800	
525	Joliet	C-G Concourse Renovation		\$227,900		\$227,900	\$213,834
525	Joliet	Child Care Remodeling and Rehabilitation		\$110,800		\$110,800	
525	Joliet	City Center Campus Parking Lot Acquisition	\$42,000			\$42,000	\$40,987
525	Joliet	City Center Wall Waterproofing	\$216,990			\$216,990	\$213,834
525	Joliet	Cooling Tower Replacements	\$372,219			\$372,219	\$458,675
525	Joliet	Electrical Sys Renov CC Campus	\$238,454			\$238,454	
525	Joliet	Emergency Warning System Upgr	\$27,000			\$27,000	
525	Joliet	Exterior Glazing Repair	\$296,030			\$296,030	
525	Joliet	Exterior Moisture Repairs	\$521,000			\$521,000	
525	Joliet	HVAC Upgrades	\$693,895			\$693,895	
525	Joliet	Install Cogeneration System	\$949,000			\$949,000	
525	Joliet	Install Fire Alarm System	\$75,500			\$75,500	
525	Joliet	North Campus Site	\$4,665,650			\$4,665,650	
525	Joliet	Parking Lot and Roadway Repair	\$21,067	\$121,073		\$142,140	
525	Joliet	Parking Lot Lighting Upgrade	\$95,900			\$95,900	\$85,731
525	Joliet	Parking Lot Restoration		\$210,061		\$210,061	
525	Joliet	Parking Site Acquis -265 N Ottawa St (CC)	\$136,500			\$136,500	\$136,000
525	Joliet	Parking Site Acquis-255 N. Chicago St (CC)	\$208,500			\$208,500	\$209,099
525	Joliet	Repair Parking Lots		\$132,108		\$132,108	
525	Joliet	Repair Sanitary Sewer System	\$328,500			\$328,500	\$242,816
525	Joliet	Restroom Accessibility Project	\$45,720			\$45,720	
525	Joliet	Roof Replacement	\$325,475			\$325,475	
525	Joliet	Roof Replacement Bldg G	\$145,200			\$145,200	
525	Joliet	Roof Replacement Bldgs A,B,C	\$285,000			\$285,000	
525	Joliet	Roof Replacement CC Hi-Rise	\$110,640			\$110,640	
525	Joliet	Student Activities Center	\$338,000			\$338,000	\$338,000
525	Joliet	Theater Remodeling and Rehabilitation		\$183,490		\$183,490	
525	Joliet	Upgrade Electrical Distr Sys	\$96,630			\$96,630	\$87,312
525	Joliet	Vacated Space Renovations	\$73,600	\$220,900		\$294,500	\$268,542
525	Joliet	Veterinary Tech./Industrial Training Facility	\$2,762,751			\$2,762,751	\$2,777,475
		Subtotal	\$15,920,837	\$8,629,570	\$0	\$24,550,407	\$5,392,881
520	Kankakee	Campus Facilities Renov. II		\$64,000		\$64,000	\$63,588
520	Kankakee	Campus Facilities Renovation	\$174,959	\$170,441		\$345,400	\$103,855
520	Kankakee	Classroom Addition	\$3,268,500			\$3,268,500	
520	Kankakee	Retube Boilers		\$39,800		\$39,800	
520	Kankakee	Roadway Lighting	\$20,865	\$38,100		\$58,965	
520	Kankakee	Technology Building Roofing Project		\$187,000		\$187,000	\$306,546
520	Kankakee	Update Fire Alarm System		\$64,505		\$64,505	
520	Kankakee	West Campus Renovation	\$158,880	\$51,120		\$210,000	
		Subtotal	\$3,623,204	\$614,966	\$0	\$4,238,170	\$473,989
501	Kaskaskia	Accessibility-Auditorium & Vo Tech Bldings	\$530,000			\$530,000	\$548,841
501	Kaskaskia	ADA Accessibility- College Enrollment Center	\$222,841			\$222,841	\$201,751
501	Kaskaskia	ADA Elevator Improvements	\$44,000			\$44,000	
501	Kaskaskia	ADA Fire Alarm Upgrade	\$246,000			\$246,000	\$203,230
501	Kaskaskia	ADA Restroom Alterations	\$61,430			\$61,430	
501	Kaskaskia	ADA Restroom Remodeling	\$110,700			\$110,700	\$70,534
501	Kaskaskia	ADA Seating Modifications	\$162,140			\$162,140	\$92,839
501	Kaskaskia	ADA-Door Operators	\$39,240			\$39,240	
501	Kaskaskia	Asbestos Abatement	\$26,800			\$26,800	
501	Kaskaskia	Auditorium Lighting Upgrade	\$103,400			\$103,400	\$115,045
501	Kaskaskia	Boiler Repairs		\$88,800		\$88,800	
501	Kaskaskia	Cafeteria Renovations	\$529,788			\$529,788	\$471,101
501	Kaskaskia	Career Center Renovations	\$109,050			\$109,050	\$99,237
501	Kaskaskia	Chemistry Lab Safety Rehabilitation	\$111,240			\$111,240	\$92,300
501	Kaskaskia	Drainage Improvements -Drive North of Gym	\$95,000			\$95,000	\$93,936
501	Kaskaskia	Fuel Tank Modif.and Drainage Improvements	\$71,600			\$71,600	\$76,260

Illinois Community College Board

Table V-12

BUDGETED REVENUE FOR COMMUNITY COLLEGE CONSTRUCTION
FOR PROJECTS COMPLETED SINCE JANUARY 1990

DISTRICT	COLLEGE NAME	PROJECT NAME	Budgeted Revenue			APPROVED/FINAL PROJECT COST	FINAL PROJECT COST*
			LOCAL	STATE	FEDERAL		
501	Kaskaskia	Hazardous Stair Treads/Rails	\$34,505			\$34,505	
501	Kaskaskia	HVAC Alterations Library	\$85,000			\$85,000	\$53,212
501	Kaskaskia	Learning Resource Center Renovations		\$772,000		\$772,000	\$702,944
501	Kaskaskia	Lighting Code Corrections	\$243,500			\$243,500	
501	Kaskaskia	Moisture Protection ST Blding	\$81,893			\$81,893	
501	Kaskaskia	North Entrance Lighting Improvements	\$40,730			\$40,730	\$37,323
501	Kaskaskia	Pedestrian Bridge Repair	\$28,000			\$28,000	
501	Kaskaskia	Renovation Harry Crisp Ctr.	\$620,000			\$620,000	\$568,324
501	Kaskaskia	Roof Replacement-Science/ Tech/Health/Busn	\$113,986			\$113,986	\$64,268
501	Kaskaskia	Roof Replacements-Science & Technology Blding	\$82,552			\$82,552	\$69,555
501	Kaskaskia	Roof Replacement-Variou Bldgs	\$140,000			\$140,000	
501	Kaskaskia	Roofing Replacement		\$170,228		\$170,228	
501	Kaskaskia	Safety Lighting/East Parking	\$91,500			\$91,500	\$64,943
501	Kaskaskia	Security/ADA Access Upgrades	\$289,000			\$289,000	\$194,976
501	Kaskaskia	Sidewalk and Ramp Replacement	\$48,788			\$48,788	
501	Kaskaskia	West Parking Lot Lighting Upgrade (Safety)	\$104,200			\$104,200	\$60,812
		Subtotal	\$4,466,883	\$1,031,028	\$0	\$5,497,911	\$3,881,429
523	Kishwaukee	ADA Walk & Egress Repairs	\$65,119			\$65,119	
523	Kishwaukee	Building Integrity Upgrade	\$34,026			\$34,026	\$13,516
523	Kishwaukee	Campus Building Addition/Remodeling	\$20,557,370			\$20,557,370	\$22,142,875
523	Kishwaukee	Campus Safety and ADA Upgrades	\$296,967			\$296,967	\$250,545
523	Kishwaukee	Construction Defects		\$125,000		\$125,000	
523	Kishwaukee	Cooling Tower Repairs	\$170,130			\$170,130	
523	Kishwaukee	Drainage Improvements	\$52,650			\$52,650	\$22,287
523	Kishwaukee	Emergency Pump Repair	\$40,000			\$40,000	\$0
523	Kishwaukee	Greenhouse Addition	\$31,500			\$31,500	
523	Kishwaukee	Hazardous Drive Repair	\$180,616			\$180,616	
523	Kishwaukee	LRC HVAC System	\$133,780			\$133,780	\$119,803
523	Kishwaukee	Parking Lot Addition	\$168,000	\$506,000		\$674,000	\$674,000
523	Kishwaukee	Phase IV Addition and Const.	\$9,989,400			\$9,989,400	
523	Kishwaukee	Physical Ed Facility Code Comp	\$148,879			\$148,879	
523	Kishwaukee	Repair Bleachers		\$13,200		\$13,200	
523	Kishwaukee	Repair Roof Boiler Room		\$15,000		\$15,000	
523	Kishwaukee	Resurface Tennis Courts		\$32,000		\$32,000	
523	Kishwaukee	Resurfacing of South Lot		\$179,835		\$179,835	
523	Kishwaukee	Roof Replacement	\$382,005			\$382,005	
523	Kishwaukee	Roof Replacement-NB	\$129,470			\$129,470	\$79,333
523	Kishwaukee	Structural Integrity & ADA	\$245,490			\$245,490	
523	Kishwaukee	Water Penetration	\$279,197			\$279,197	
523	Kishwaukee	Wellhouse Code Corrections	\$47,425			\$47,425	
		Subtotal	\$32,952,024	\$871,035	\$0	\$33,823,059	\$23,302,359
532	Lake County	Access Road & Parking		\$212,422		\$212,422	
532	Lake County	Accessible Entrances	\$30,900			\$30,900	
532	Lake County	ADA accessibility Projects		\$205,509		\$205,509	\$249,660
532	Lake County	ADA Compliance	\$345,000			\$345,000	
532	Lake County	ADA Improvements - SLEC	\$174,990			\$174,990	\$174,990
532	Lake County	ADA Renovations	\$273,500			\$273,500	\$261,043
532	Lake County	ADA Restroom Renovations	\$61,176			\$61,176	\$61,176
532	Lake County	ADA Toilet Room Accessibility	\$238,080			\$238,080	\$249,033
532	Lake County	Chiller Conversion	\$103,200			\$103,200	\$85,065
532	Lake County	Chiller Replacement - C Wing	\$250,000			\$250,000	\$212,407
532	Lake County	Circuit Breaker Panels Replacement	\$180,000			\$180,000	\$212,407
532	Lake County	Drainage Repairs	\$332,000			\$332,000	
532	Lake County	Electrical Modifications	\$26,700			\$26,700	
532	Lake County	Employment and Training Center	\$2,767,720			\$2,767,720	\$2,530,032
532	Lake County	Energy Efficient Lighting	\$25,500			\$25,500	\$27,563
532	Lake County	Fire Alarm & System Auto.	\$686,600			\$686,600	
532	Lake County	Fire Suppression/Exhaust Syst/Lancers Kitchen	\$39,000			\$39,000	\$40,290
532	Lake County	Fume Hood Reinstallation	\$114,000			\$114,000	

Illinois Community College Board

Table V-12

BUDGETED REVENUE FOR COMMUNITY COLLEGE CONSTRUCTION
FOR PROJECTS COMPLETED SINCE JANUARY 1990

DISTRICT	COLLEGE NAME	PROJECT NAME	Budgeted Revenue			APPROVED/FINAL PROJECT COST	FINAL PROJECT COST*
			LOCAL	STATE	FEDERAL		
532	Lake County	Generator/UPS Electrical Upgrades	\$230,400			\$230,400	\$174,995
532	Lake County	Greenhouse Roof Replacement /Repairs	\$40,000			\$40,000	\$38,941
532	Lake County	Hazardous Pavement/Drainage	\$264,455			\$264,455	
532	Lake County	Hazardous Waste Drainage Sys.	\$41,400			\$41,400	\$41,400
532	Lake County	Heating Control/Lakeshore	\$29,700			\$29,700	
532	Lake County	Horticulture Building Addition	\$545,757			\$545,757	\$739,080
532	Lake County	Horticulture Ctr.Roof/Absbesto	\$64,740			\$64,740	
532	Lake County	Improve Access/Parking Lots	\$178,600	\$79,300		\$257,900	
532	Lake County	Install Accessible Hardward	\$27,400			\$27,400	
532	Lake County	Interior/Exterior Lighting PhI	\$300,000			\$300,000	\$395,495
532	Lake County	Lakeshore Campus Expansion	\$3,250,000			\$3,250,000	
532	Lake County	Lighting Retrofit Ph. II	\$204,000			\$204,000	\$169,738
532	Lake County	LRC Atrium Roof Replacement	\$33,540			\$33,540	\$80,670
532	Lake County	LRC Boiler and Temperature Control Upgrade	\$278,000			\$278,000	\$182,058
532	Lake County	LRC Roof Replacement	\$450,560			\$450,560	
532	Lake County	Maintenance & Warehouse Blding	\$698,586			\$698,586	\$940,648
532	Lake County	Mechanical Unit Repairs	\$162,000			\$162,000	
532	Lake County	Multi-Purpose/Ventilation	\$321,000			\$321,000	
532	Lake County	Parking Lot # 2 Improvements		\$246,000		\$246,000	
532	Lake County	Parking Lot Renovation	\$20,080	\$107,820		\$127,900	
532	Lake County	Performing Arts Center	\$9,725,000			\$9,725,000	\$13,341,362
532	Lake County	Perimeter Interior Walls	\$83,460			\$83,460	
532	Lake County	Remodel Chemistry Lab	\$59,400			\$59,400	
532	Lake County	Repair Exhaust Systems	\$82,000			\$82,000	
532	Lake County	Repave Parking Lot 7		\$106,211		\$106,211	
532	Lake County	Replace Fuel Storage Tanks	\$27,540			\$27,540	
532	Lake County	Replacement Wiring	\$130,700			\$130,700	
532	Lake County	Reroof Lake Shore Campus	\$166,300			\$166,300	
532	Lake County	Roadway Drainage Improvements	\$445,480			\$445,480	\$457,998
532	Lake County	Roadway Drainage Improvements - Ph III	\$72,000			\$72,000	\$72,066
532	Lake County	Roadway Drainage Improvements Ph. II	\$269,600			\$269,600	\$277,176
532	Lake County	Sidewalk Repairs	\$67,700			\$67,700	
532	Lake County	South Campus Site Land	\$7,090,000			\$7,090,000	\$7,057,554
532	Lake County	Southlake Educ.Ctr. Alteration	\$74,000	\$250,000		\$324,000	\$287,059
532	Lake County	Technology Building-Planning		\$3,483,000		\$3,483,000	\$3,041,287
532	Lake County	Telephone/Fire Alarm Upgrade	\$250,500			\$250,500	\$116,960
532	Lake County	Waterproof Underground Vault-North Side	\$127,440			\$127,440	\$93,583
532	Lake County	Waterproofing A/B Penthouse Wings	\$170,000			\$170,000	\$101,997
	Subtotal		\$31,629,704	\$4,690,262	\$0	\$36,319,966	\$31,713,732
517	Lake Land	Absorption Chiller Replacement	\$312,000			\$312,000	\$233,141
517	Lake Land	Absorption Chiller Replacement	\$288,000			\$288,000	\$267,721
517	Lake Land	Accessible Restroom Renovation	\$330,000			\$330,000	\$355,500
517	Lake Land	ADA Accessible Study Areas	\$54,000			\$54,000	
517	Lake Land	ADA Modifications	\$34,500			\$34,500	
517	Lake Land	ADA Modifications-Locks-Walks	\$150,000			\$150,000	
517	Lake Land	ADA Restroom	\$300,000			\$300,000	
517	Lake Land	ADA Restrooms	\$50,000			\$50,000	
517	Lake Land	ADA Signage	\$65,000			\$65,000	
517	Lake Land	ADA Washroom Improvements #45 & #46	\$3,940	\$94,421		\$98,361	\$85,885
517	Lake Land	ADA/Restroom Modification	\$359,000			\$359,000	
517	Lake Land	Agricultural Tech Bldg	\$255,000			\$255,000	
517	Lake Land	Asbestos Encapsulation	\$354,983			\$354,983	
517	Lake Land	Asbestos Encapsulation - Field House	\$58,595			\$58,595	\$66,765
517	Lake Land	Asbestos Survey	\$58,500			\$58,500	
517	Lake Land	Boiler Replacement	\$415,433			\$415,433	\$457,755
517	Lake Land	Brick Safety Enclosure	\$66,000			\$66,000	\$91,139
517	Lake Land	Campus Roadway Renovaton		\$65,916		\$65,916	
517	Lake Land	Campus Security Access	\$84,000			\$84,000	\$247,993
517	Lake Land	Center for High Ed & Tech.	\$751,600	\$1,348,400		\$2,100,000	
517	Lake Land	Classroom/Administration Blding	\$1,778,900	\$5,336,800		\$7,115,700	

Illinois Community College Board

Table V-12

BUDGETED REVENUE FOR COMMUNITY COLLEGE CONSTRUCTION
FOR PROJECTS COMPLETED SINCE JANUARY 1990

DISTRICT	COLLEGE NAME	PROJECT NAME	Budgeted Revenue			APPROVED/FINAL PROJECT COST	FINAL PROJECT COST*
			LOCAL	STATE	FEDERAL		
517	Lake Land	College Theater ADA Renovations	\$72,000			\$72,000	
517	Lake Land	Cooling Tower Repairs	\$63,000			\$63,000	
517	Lake Land	Door Replacements & Automatic Door Openers	\$400,070			\$400,070	\$444,946
517	Lake Land	Drainage Modif.- N.Entrance & NE/NW Lots	\$210,000			\$210,000	\$275,989
517	Lake Land	Drainage Repairs	\$300,000			\$300,000	
517	Lake Land	Drainage, Grading, Roadway Improvements	\$149,098			\$149,098	\$150,987
517	Lake Land	Electrical Code Corrections	\$289,600			\$289,600	
517	Lake Land	Electrical Grounding Improvements (Emergency)	\$120,000			\$120,000	\$83,355
517	Lake Land	Electrical Lighting Upgrade	\$60,000			\$60,000	\$55,439
517	Lake Land	Encapsulate Asbestos/Library	\$60,000			\$60,000	\$38,963
517	Lake Land	Energy Management Systems Replacement	\$180,000			\$180,000	\$73,418
517	Lake Land	Energy Mgmt Phase II	\$84,764		\$77,762	\$162,526	
517	Lake Land	Exhaust/Air Conditioning Replacement QC/QA	\$40,000			\$40,000	\$60,877
517	Lake Land	Exhaust/Ventilation System in Vo-Tech Bldg	\$75,000			\$75,000	\$40,363
517	Lake Land	Exterior Door Modifications	\$120,000			\$120,000	
517	Lake Land	Exterior Door Replacements	\$192,000			\$192,000	\$193,892
517	Lake Land	Exterior Masonry Restoration	\$150,000			\$150,000	\$105,584
517	Lake Land	Exterior Moisture Protection	\$78,000			\$78,000	
517	Lake Land	Exterior Security Lighting	\$65,000			\$65,000	
517	Lake Land	Exterior Wall Repairs on Classroom Penthouse	\$72,600			\$72,600	\$64,014
517	Lake Land	Fitness Center /Field House Renovation		\$112,500		\$112,500	\$107,792
517	Lake Land	Gas Line Replacement	\$78,000			\$78,000	\$50,342
517	Lake Land	Gas Line Replacement and Termite Control	\$170,000			\$170,000	\$181,300
517	Lake Land	Hazardous Bleacher Repair	\$72,000			\$72,000	
517	Lake Land	Hazardous Sidewalk Replacement	\$40,000			\$40,000	\$50,296
517	Lake Land	HVAC Alterations Field House	\$36,000			\$36,000	
517	Lake Land	Lighting Improvements (3 bldings and parking)	\$230,000			\$230,000	\$195,028
517	Lake Land	Lighting Renovations-Stud. Adm.,LRC,FH,VoTech	\$85,000			\$85,000	\$109,719
517	Lake Land	Lighting Upgrades - Bldings(NE,NW,SW)	\$180,000			\$180,000	\$100,929
517	Lake Land	LRC Indoor Air Quality Improvements	\$60,000			\$60,000	\$124,556
517	Lake Land	Maintenance Facilities Bldgs (Print & Farm)	\$1,122,260			\$1,122,260	\$1,193,315
517	Lake Land	Natural Gas Line Replacement	\$52,250			\$52,250	
517	Lake Land	Natural Gas Piping Replacement	\$68,860			\$68,860	
517	Lake Land	Noise Level Improvements in HVAC System	\$98,924			\$98,924	\$100,171
517	Lake Land	Pave South Parking Lot	\$6,384	\$98,116		\$104,500	
517	Lake Land	Office Area Renovation-Northeast Bldg	\$250,098			\$250,098	\$266,848
517	Lake Land	Renovate Board Room		\$27,224		\$27,224	
517	Lake Land	Renovate Classrooms		\$44,651		\$44,651	
517	Lake Land	Replace Deteriorated Sidewalks	\$30,000			\$30,000	
517	Lake Land	Replace Heat Piping	\$180,000			\$180,000	
517	Lake Land	Reroof Covered Walkways	\$180,000			\$180,000	
517	Lake Land	Reroof Fieldhouse	\$300,000			\$300,000	
517	Lake Land	Resurface Parking Lot	\$55,400	\$36,600		\$92,000	
517	Lake Land	Roof Replacement -SE Classroom Blding	\$230,000			\$230,000	\$83,693
517	Lake Land	Roof Replacement/Learning Resource Center	\$175,000			\$175,000	\$121,196
517	Lake Land	Roof Replacements-Admin & Student Svcs Blding	\$275,000			\$275,000	\$281,213
517	Lake Land	Roofing-Northwest Class. Bldg.	\$300,000			\$300,000	
517	Lake Land	Security Access Road Lighting	\$90,000			\$90,000	\$31,329
517	Lake Land	Security Lighting Upgrade	\$216,000			\$216,000	
517	Lake Land	Sidewalk Improvements	\$195,000			\$195,000	\$146,239
517	Lake Land	Sidewalk Replacement	\$30,000			\$30,000	\$33,160
517	Lake Land	Sidewalk Replacements	\$64,630			\$64,630	\$73,977
517	Lake Land	Sidewalk Replacements	\$30,000			\$30,000	
517	Lake Land	Stage Backdrop Replacement	\$60,000			\$60,000	
517	Lake Land	Technology Building Phase I	\$997,000	\$2,992,000		\$3,989,000	\$4,352,902
517	Lake Land	Termite Treatment - NE Classroom Building	\$100,000			\$100,000	
517	Lake Land	Theater Renovations	\$140,300	\$175,700		\$316,000	
517	Lake Land	Tile Replacement/Drainage Ctrl	\$300,000			\$300,000	\$61,650
517	Lake Land	Tuckpoint Classroom Buildings	\$36,000			\$36,000	
517	Lake Land	Upgrade Library Power Sources	\$113,762			\$113,762	\$131,389
517	Lake Land	Voc-Tech Building Roof Replacement	\$182,000			\$182,000	\$138,020

Illinois Community College Board

Table V-12

BUDGETED REVENUE FOR COMMUNITY COLLEGE CONSTRUCTION
FOR PROJECTS COMPLETED SINCE JANUARY 1990

DISTRICT	COLLEGE NAME	PROJECT NAME	Budgeted Revenue			APPROVED/FINAL PROJECT COST	FINAL PROJECT COST*
			LOCAL	STATE	FEDERAL		
517	Lake Land	Water Line to Farm Building	\$45,000			\$45,000	\$46,699
517	Lake Land	Water Reservoir Renovations	\$135,000			\$135,000	\$138,422
		Subtotal	\$15,560,451	\$10,332,328	\$77,762	\$25,970,541	\$11,513,910
536	Lewis & Clark	ADA Work/Energy Conservation		\$142,520		\$142,520	
536	Lewis & Clark	Additional Site Lighting		\$33,275		\$33,275	
536	Lewis & Clark	Allied Health Lab-Science Bld	\$5,611,000	\$6,000,000		\$11,611,000	\$11,611,000
536	Lewis & Clark	Campus Improvements		\$194,700		\$194,700	
536	Lewis & Clark	Classroom/Multi-Purp. Bldg.	\$812,000	\$2,436,000		\$3,248,000	
536	Lewis & Clark	Gilman Hall & Music Bldg.	\$1,685,700	\$881,300		\$2,567,000	\$3,212,360
536	Lewis & Clark	Install Fire Alarm		\$10,000		\$10,000	
536	Lewis & Clark	Main Complex Renov. Phase II	\$1,000,000			\$1,000,000	
536	Lewis & Clark	Main Complex Renovation	\$1,000,000			\$1,000,000	
536	Lewis & Clark	Main Complex Renovation	\$1,000,000	\$3,000,000		\$4,000,000	
536	Lewis & Clark	Modify Electrical Main Comp.		\$72,831		\$72,831	
536	Lewis & Clark	Modify Ventilation System		\$32,515		\$32,515	
536	Lewis & Clark	New Parking Lots	\$267,000			\$267,000	
536	Lewis & Clark	Renovation for Reception Area	\$150,000			\$150,000	
536	Lewis & Clark	Renovation Main Complex-Ph. II	\$931,800			\$931,800	
536	Lewis & Clark	Repairs Hathaway/Haskell Hall		\$85,420		\$85,420	
536	Lewis & Clark	Roadway Repairs		\$6,528		\$6,528	
536	Lewis & Clark	Two Bldgs.-Arts/Cer-Maintenanc	\$350,000			\$350,000	
536	Lewis and Clark	Bethalto Remodeling/ Sidewalks Improvements	\$365,165	\$126,095		\$491,260	
536	Lewis and Clark	Campus Improvements	\$3,500,000			\$3,500,000	
536	Lewis and Clark	Carpeting,Sidewalk,Step,Door,& Misc Replemts		\$291,600		\$291,600	\$394,652
536	Lewis and Clark	Erickson Chiller/Air Distr. System Upgrades		\$204,600		\$204,600	
		Subtotal	\$16,672,665	\$13,517,384	\$0	\$30,190,049	\$15,218,012
526	Lincoln Land	ADA Fire Alarm Upgrades	\$76,956			\$76,956	
526	Lincoln Land	ADA Project Work	\$500,000			\$500,000	\$500,000
526	Lincoln Land	ADA/Elevator Update	\$21,400			\$21,400	
526	Lincoln Land	Asbestos Abatement	\$144,100			\$144,100	\$142,243
526	Lincoln Land	Bleacher- Code Modifications	\$33,700			\$33,700	\$27,627
526	Lincoln Land	Bleacher Repairs	\$74,719			\$74,719	
526	Lincoln Land	Boiler Replacements	\$806,600			\$806,600	
526	Lincoln Land	Cass Gymnasium Remodeling		\$300,000		\$300,000	\$421,787
526	Lincoln Land	Child Care Center	\$696,000			\$696,000	
526	Lincoln Land	Chiller Replacements	\$850,000			\$850,000	
526	Lincoln Land	Classroom Enhancement-Menard		\$159,018		\$159,018	
526	Lincoln Land	Condensate Pan Replacements	\$150,000			\$150,000	
526	Lincoln Land	HVAC Coil Repairs		\$30,000		\$30,000	
526	Lincoln Land	HVAC Repairs - Logan Hall		\$65,000		\$65,000	
526	Lincoln Land	Litchfield Arts and Technology Center		\$1,200,000		\$1,200,000	\$1,294,316
526	Lincoln Land	Menard Hall Modernization		\$154,883		\$154,883	
526	Lincoln Land	Millennium Center (Rural Educ. & Tech. Ctr)		\$1,500,000		\$1,500,000	\$1,472,774
526	Lincoln Land	Parking Lot Overlay Phase III	\$2,906	\$63,889		\$66,795	
526	Lincoln Land	Resurface Parking Lots	\$90,866			\$90,866	
526	Lincoln Land	Roof Replacement	\$1,125,000			\$1,125,000	
526	Lincoln Land	S.Regional Education Center	\$1,518,109			\$1,518,109	
526	Lincoln Land	Sangamon Hall-Library Asbestos Abatement	\$192,500			\$192,500	\$93,560
526	Lincoln Land	Sangamon/Menard Hall Renovations	\$675,000			\$675,000	
526	Lincoln Land	Space Update Remodeling-Menard	\$0	\$339,727		\$339,727	\$339,727
526	Lincoln Land	Utility Line Capacity		\$57,600		\$57,600	\$63,135
526	Lincoln Land	W.Regional Education Center	\$250,000			\$250,000	
526	Lincoln Land	Western Region Education Center Upgrade	\$1,100,000			\$1,100,000	\$1,042,382
		Subtotal	\$8,307,856	\$3,870,117	\$0	\$12,177,973	\$5,397,551
530	Logan	1997 Health/Life Safety Impr.	\$60,200			\$60,200	
530	Logan	1999 Life/Health/Safety Work	\$420,000			\$420,000	\$357,670
530	Logan	2000 Life/Health/Safety Work	\$238,000			\$238,000	\$175,067
530	Logan	Accessibility Compliance Work- Phase I	\$4,812	\$106,024		\$110,836	\$110,836

Illinois Community College Board

Table V-12

BUDGETED REVENUE FOR COMMUNITY COLLEGE CONSTRUCTION
FOR PROJECTS COMPLETED SINCE JANUARY 1990

DISTRICT	COLLEGE NAME	PROJECT NAME	Budgeted Revenue			APPROVED/FINAL PROJECT COST	FINAL PROJECT COST*
			LOCAL	STATE	FEDERAL		
530	Logan	Accessibility Improvements	\$107,000			\$107,000	
530	Logan	Accessibility Work-Auditorium C138	\$118,490			\$118,490	\$69,194
530	Logan	ADA/Environmental Improve.	\$121,640			\$121,640	
530	Logan	Auto.Lab Lighting Upgrade & Sidewalk Rehab	\$350,000			\$350,000	\$381,407
530	Logan	Bleacher Seating Replacement	\$196,000			\$196,000	\$169,540
530	Logan	Chiller Replacements	\$340,870			\$340,870	
530	Logan	Chiller Replacements-Boiler Rm	\$285,000			\$285,000	\$188,650
530	Logan	Classroom Additions	\$4,105,200	\$12,315,900		\$16,421,100	
530	Logan	Classroom Planning	\$136,500	\$409,400		\$545,900	
530	Logan	Construct Dugouts	\$23,563			\$23,563	
530	Logan	DuQuoin Site Acquisition	\$395,000			\$395,000	\$392,194
530	Logan	Elec. Code Compliance	\$40,000			\$40,000	
530	Logan	Electrical & Plumbing Revision	\$150,000			\$150,000	\$144,080
530	Logan	Energy Conservation Measures	\$225,000			\$225,000	
530	Logan	Exter. Wall Repairs-Phase IV		\$49,529		\$49,529	
530	Logan	Exterior Repairs		\$50,088		\$50,088	
530	Logan	Exterior Repairs		\$50,587		\$50,587	
530	Logan	Guardrail Modifications/Replacement	\$119,256			\$119,256	\$119,256
530	Logan	HVAC Code Compliance	\$145,000			\$145,000	
530	Logan	Locker Room Addition	\$234,000			\$234,000	
530	Logan	Main Entrance Road Improvements	\$206,600	\$26,400	\$200,000	\$433,000	\$433,000
530	Logan	Microbiology Lab	\$105,880			\$105,880	
530	Logan	New Office Building	\$418,100			\$418,100	
530	Logan	New Parking Lot	\$487,000			\$487,000	
530	Logan	Office/Classroom Addition	\$475,700			\$475,700	
530	Logan	Remodeling Project	\$193,800	\$341,600		\$535,400	\$488,037
530	Logan	Replace Roof/Phase I Bldgs.	\$683,000			\$683,000	
530	Logan	Roof Replacement		\$159,600		\$159,600	
530	Logan	Various PHS Projects	\$615,000			\$615,000	\$508,808
		Subtotal	\$11,000,611	\$13,509,128	\$200,000	\$24,709,739	\$3,537,739
528	McHenry	Carpet Replacement	\$6,485	\$36,015		\$42,500	
528	McHenry	Fire Science Training Facility	\$253,800			\$253,800	
528	McHenry	HVAC Repairs & Replacement	\$1,208,400			\$1,208,400	
528	McHenry	Library/Classroom Addition	\$152,000	\$1,324,000		\$1,476,000	
528	McHenry	Multi Purp Bldg HVAC/Control System		\$121,020		\$121,020	\$60,400
528	McHenry	Planning Classroom/Student Services Building	\$333,333	\$1,000,000		\$1,333,333	
528	McHenry	Power Assisted Door Openers		\$64,000		\$64,000	
528	McHenry	Replace 4 Boiler Units		\$72,000		\$72,000	\$83,300
528	McHenry	Replace Fascia and Boiler		\$173,850		\$173,850	
528	McHenry	Resurfacing Parking Lot	\$9,387	\$35,613		\$45,000	
528	McHenry	Roof Replacement	\$696,056			\$696,056	
528	McHenry	Technology Bldg. Phase V	\$7,150,000			\$7,150,000	
		Subtotal	\$9,809,461	\$2,826,498	\$0	\$12,635,959	\$143,700
524	Moraine Valley	Absorption Chiller Replacement	\$650,000			\$650,000	\$659,775
524	Moraine Valley	Accessible Pathways around Building B	\$148,875			\$148,875	\$120,227
524	Moraine Valley	ADA Elevator	\$38,500			\$38,500	
524	Moraine Valley	ADA Restrooms	\$301,000			\$301,000	
524	Moraine Valley	ADA Signage	\$102,960			\$102,960	
524	Moraine Valley	ADA Women's Locker Room	\$119,000			\$119,000	
524	Moraine Valley	Air Handler Replacement in Building A	\$822,390			\$822,390	\$709,448
524	Moraine Valley	Campus Code Corrections	\$1,165,972			\$1,165,972	\$808,505
524	Moraine Valley	Campus Security Phase II	\$453,093			\$453,093	\$247,635
524	Moraine Valley	Campus Security Phase III	\$186,000			\$186,000	\$176,157
524	Moraine Valley	Campus Site Lighting	\$1,383,790			\$1,383,790	\$1,032,899
524	Moraine Valley	CCT Roof Replacement	\$958,000			\$958,000	
524	Moraine Valley	College Center Reroofing	\$155,000			\$155,000	
524	Moraine Valley	Computer Center Ventilation	\$150,000			\$150,000	
524	Moraine Valley	Energy Conservation Window	\$833,000			\$833,000	
524	Moraine Valley	Entrance Replacement -Building C	\$127,460			\$127,460	\$98,600

Illinois Community College Board

Table V-12

BUDGETED REVENUE FOR COMMUNITY COLLEGE CONSTRUCTION
FOR PROJECTS COMPLETED SINCE JANUARY 1990

DISTRICT	COLLEGE NAME	PROJECT NAME	Budgeted Revenue			APPROVED/FINAL PROJECT COST	FINAL PROJECT COST*
			LOCAL	STATE	FEDERAL		
524	Moraine Valley	Expansion Joint Repair-Bldg L	\$134,000			\$134,000	
524	Moraine Valley	Fire Alarm Replacement	\$391,700			\$391,700	
524	Moraine Valley	Gymnasium Floor Replacement	\$246,648			\$246,648	\$239,273
524	Moraine Valley	Install Security Camera System	\$357,000			\$357,000	\$345,191
524	Moraine Valley	Locker Room (Revised)&T-647	\$485,800			\$485,800	
524	Moraine Valley	Remodel College Center & Buildings L and T		\$785,400		\$785,400	\$785,313
524	Moraine Valley	Replace Roofs	\$695,000			\$695,000	
524	Moraine Valley	Resurface Outdoor Courts	\$71,100			\$71,100	\$57,904
524	Moraine Valley	Retention Pond Stabilization	\$167,512			\$167,512	\$163,038
524	Moraine Valley	Roof Replacement/A,B,Cent Plt	\$555,000			\$555,000	
524	Moraine Valley	Skylight Replacement		\$113,100		\$113,100	
524	Moraine Valley	South Entry Rehabilitation	\$52,100			\$52,100	
524	Moraine Valley	Tennis Court Lighting Upgrade	\$102,080			\$102,080	\$84,505
524	Moraine Valley	Toilet Room Exhaust	\$139,230			\$139,230	\$98,373
524	Moraine Valley	Ventilation Systems-Ph II-Bldings A & B	\$352,440			\$352,440	\$197,718
524	Moraine Valley	Walk Replacement	\$207,900	\$113,100		\$321,000	
		Subtotal	\$11,552,550	\$1,011,600	\$0	\$12,564,150	\$5,824,560
527	Morton	Bldg. B - Classroom Addition		\$272,000		\$272,000	
527	Morton	Exterior Sign Restoration		\$68,000		\$68,000	
527	Morton	Gym Floor Restoration	\$6,644	\$27,456		\$34,100	
527	Morton	Hot Water/HVAC Renovation		\$45,000		\$45,000	\$58,000
527	Morton	Land Acquisition	\$600,000			\$600,000	
527	Morton	LRC - Circ. Desk Renovations		\$45,310		\$45,310	
527	Morton	Main Entrance/Drive Rehab		\$59,516		\$59,516	
527	Morton	Roofing/Waterproofing Repairs	\$1,155,824			\$1,155,824	\$696,147
527	Morton	Seating Restoration		\$35,600		\$35,600	
		Subtotal	\$1,762,468	\$552,882	\$0	\$2,315,350	\$754,147
535	Oakton	ADA Compliance	\$306,050			\$306,050	
535	Oakton	ADA Restroom Renovations		\$184,904		\$184,904	\$259,892
535	Oakton	Asbestos Removal/Demolition	\$750,000			\$750,000	
535	Oakton	Baseball Facility	\$600,000			\$600,000	
535	Oakton	Career/Student Svcs Remodeling	\$125,000			\$125,000	
535	Oakton	Construct R. Harstein Campus	\$18,006,000			\$18,006,000	
535	Oakton	Des Plaines Campus Expansion	\$11,292,900			\$11,292,900	
535	Oakton	Drainage Repairs	\$35,000			\$35,000	
535	Oakton	Enhanced 9-1-1 System	\$66,175			\$66,175	\$66,175
535	Oakton	Fire Alarm System Upgrade	\$211,600			\$211,600	
535	Oakton	Fire Protection System	\$29,924			\$29,924	
535	Oakton	Health Services Upgrade	\$79,775			\$79,775	
535	Oakton	Lavoratory Resoration Phase II		\$371,500		\$371,500	\$311,486
535	Oakton	Library/ISS/ALL Renovations	\$2,750,540			\$2,750,540	
535	Oakton	Maintenance Bldg. Addition	\$47,750			\$47,750	
535	Oakton	Parking Lot and Roadway Repair	\$44,062	\$208,438		\$252,500	
535	Oakton	Pavement Renovations	\$44,000	\$171,500		\$215,500	
535	Oakton	Performing Arts Center Expansion/Renovation	\$1,952,528			\$1,952,528	\$2,017,446
535	Oakton	Phase 4 Roof Replacement	\$88,000	\$360,000		\$448,000	\$383,052
535	Oakton	Planning for Ray Hartstein Addition	\$130,000	\$392,000		\$522,000	\$522,000
535	Oakton	Removal Underground Stor. Tnk	\$200,000			\$200,000	
535	Oakton	Stairwell Security Cameras	\$39,227			\$39,227	
535	Oakton	Telephone Caller ID System	\$49,900			\$49,900	
		Subtotal	\$36,848,431	\$1,688,342	\$0	\$38,536,773	\$3,560,051
505	Parkland	A/C Pit Safety Improvement	\$150,000			\$150,000	\$209,500
505	Parkland	Accessible Walks/Entry Rehab	\$111,000			\$111,000	
505	Parkland	ADA Door Improvements(Int&Ext)	\$300,000			\$300,000	\$349,000
505	Parkland	ADA Elevator & Restroom Renov.	\$310,000			\$310,000	\$285,000
505	Parkland	ADA L-Wing Entrance Renovation	\$170,000			\$170,000	\$178,000
505	Parkland	Agricultural Technology-Equine Facility	\$970,859	\$350,000		\$1,320,859	\$1,398,300
505	Parkland	Chemistry Lab Remodeling	\$550,000			\$550,000	\$657,017

Illinois Community College Board

Table V-12

BUDGETED REVENUE FOR COMMUNITY COLLEGE CONSTRUCTION
FOR PROJECTS COMPLETED SINCE JANUARY 1990

DISTRICT	COLLEGE NAME	PROJECT NAME	Budgeted Revenue			APPROVED/FINAL PROJECT COST	FINAL PROJECT COST*
			LOCAL	STATE	FEDERAL		
505	Parkland	Child Care Center		\$1,496,300		\$1,496,300	
505	Parkland	Classroom Addition-Child Care	\$405,000			\$405,000	
505	Parkland	Classroom Instructional Support Addition	\$2,118,000	\$11,688,000		\$13,806,000	\$13,806,000
505	Parkland	Classroom Lighting Ph III	\$400,000			\$400,000	\$189,000
505	Parkland	Classroom Lighting Retrofit II	\$100,000			\$100,000	\$156,049
505	Parkland	Condenser Replacement Phase IV	\$1,100,000			\$1,100,000	\$1,093,418
505	Parkland	Condenser Replacement Phase V	\$1,200,000			\$1,200,000	\$1,070,000
505	Parkland	Condenser Replacement-Phase II	\$965,000			\$965,000	
505	Parkland	Door & Hardware Replacement Ph.II	\$150,000			\$150,000	\$169,000
505	Parkland	Drainage Improvements		\$99,047		\$99,047	
505	Parkland	Drainage Improvements Ph IV	\$975,000			\$975,000	\$1,090,088
505	Parkland	Drainage Improvements Phase II	\$800,000			\$800,000	\$647,622
505	Parkland	Drainage Improvements Phase III	\$1,050,000			\$1,050,000	\$1,021,418
505	Parkland	Drainage Improvements-Ph.I Parking Lots	\$400,000			\$400,000	\$400,000
505	Parkland	Drainage/Hazardous Entry II	\$200,000			\$200,000	
505	Parkland	Educational Video Center	\$300,000			\$300,000	
505	Parkland	Electrical Transformer Relocation/Replacement	\$450,000			\$450,000	\$197,373
505	Parkland	Hazardous Lighting Replace.	\$555,000			\$555,000	
505	Parkland	HVAC Replacement Phase III	\$905,000			\$905,000	
505	Parkland	HVAC-Condenser Replacement	\$725,000			\$725,000	
505	Parkland	Interior Lighting-Phase V	\$100,000			\$100,000	
505	Parkland	Lighting Code Corrections	\$200,000			\$200,000	
505	Parkland	Lighting Code Corrections	\$300,000			\$300,000	
505	Parkland	Lighting Improvements		\$99,047		\$99,047	
505	Parkland	Lighting Retrofit-Phase I	\$100,000			\$100,000	
505	Parkland	Main Entrance Modifications-Bradley Street	\$520,000			\$520,000	\$671,500
505	Parkland	Natural Gas Line Replacement	\$240,000			\$240,000	
505	Parkland	Parking & Paving Renovations		\$166,070		\$166,070	
505	Parkland	Parking Lot Renovations		\$215,600		\$215,600	\$215,078
505	Parkland	Renovate Vet Tech Facility		\$97,941		\$97,941	
505	Parkland	Renovations in Buildings E and S		\$490,200		\$490,200	\$490,200
505	Parkland	Repair Masonry Walls,Gd Rails		\$97,941		\$97,941	
505	Parkland	Roof Replacement	\$400,000			\$400,000	
505	Parkland	Safety Lighting Upgrade	\$555,000			\$555,000	
505	Parkland	Second Floor Academic Wing Connection	\$366,000			\$366,000	\$366,000
505	Parkland	Second Floor Academic Wing Connection Ph II	\$700,000			\$700,000	\$687,318
505	Parkland	Theatre Rigging Replacement	\$100,000			\$100,000	\$120,561
		Subtotal	\$18,940,859	\$14,800,146	\$0	\$33,741,005	\$25,467,442
515	Prairie State	Accessible Parking Area	\$27,000			\$27,000	
515	Prairie State	Accessible Restrooms	\$81,600			\$81,600	
515	Prairie State	Admissions&Records Renovation	\$136,457	\$170,143		\$306,600	
515	Prairie State	Atrium Safety Alterations	\$98,400			\$98,400	
515	Prairie State	Construct Parking Lot	\$945,000			\$945,000	
515	Prairie State	Drainage Corrections Bldg.	\$151,200			\$151,200	
515	Prairie State	Emergency Electrical Gener.	\$425,100			\$425,100	
515	Prairie State	Emergency Gas Line Repair	\$31,000			\$31,000	
515	Prairie State	Exterior Security Lighting	\$222,335			\$222,335	
515	Prairie State	HVAC Rehab Building	\$231,300			\$231,300	
515	Prairie State	HVAC/Electrical Rehabilitation	\$138,000			\$138,000	
515	Prairie State	Improve Entrance Accessibility	\$409,200			\$409,200	
515	Prairie State	Land Acquisition (4.77 acres)	\$114,614			\$114,614	
515	Prairie State	LRC Addition/Remodeling	\$1,466,600	\$6,397,400		\$7,864,000	
515	Prairie State	LRC Code Corrections	\$112,700			\$112,700	
515	Prairie State	Masonry Repairs Phase II	\$95,000			\$95,000	
515	Prairie State	Mechanical Systems Replacement	\$4,121,110			\$4,121,110	
515	Prairie State	Natural Gas Pipe Replacement	\$78,100			\$78,100	
515	Prairie State	Renovate Fitness Center	\$208,000			\$208,000	
515	Prairie State	Renovate Multi-purpose Room		\$191,737		\$191,737	
515	Prairie State	Replace Roofs	\$882,000			\$882,000	
		Subtotal	\$9,974,716	\$6,759,280	\$0	\$16,733,996	\$0

Illinois Community College Board

Table V-12

BUDGETED REVENUE FOR COMMUNITY COLLEGE CONSTRUCTION
FOR PROJECTS COMPLETED SINCE JANUARY 1990

DISTRICT	COLLEGE NAME	PROJECT NAME	Budgeted Revenue			APPROVED/FINAL PROJECT COST	FINAL PROJECT COST*
			LOCAL	STATE	FEDERAL		
521	Rend Lake	Accessibility Alterations	\$91,138			\$91,138	
521	Rend Lake	ADA Elevator Repairs	\$38,720			\$38,720	
521	Rend Lake	ADA Renovations	\$90,660			\$90,660	
521	Rend Lake	ADA Renovations	\$10,637	\$91,853		\$102,490	\$93,988
521	Rend Lake	Allied Health Dept. Renovations		\$150,000		\$150,000	\$125,921
521	Rend Lake	Aquatics/Rehab Center	\$600,000	\$1,800,000		\$2,400,000	\$2,609,702
521	Rend Lake	Bleacher Repairs	\$104,135			\$104,135	
521	Rend Lake	Boiler Plant Improvements	\$196,650			\$196,650	\$235,238
521	Rend Lake	Boiler Room Controls	\$37,755			\$37,755	
521	Rend Lake	Chilled Water Loop System	\$487,600			\$487,600	
521	Rend Lake	Code Compliance-Theater	\$125,241			\$125,241	
521	Rend Lake	Code Corrections IT Bldg.	\$207,870			\$207,870	
521	Rend Lake	Computer Class Remodeling	\$33,600			\$33,600	
521	Rend Lake	Cooling Tower Replacement	\$133,403			\$133,403	
521	Rend Lake	Drainage Alteration & Repair	\$349,912			\$349,912	
521	Rend Lake	Drainage Improvements-Parking	\$426,000			\$426,000	
521	Rend Lake	Emergency Generator Equipment	\$76,684			\$76,684	
521	Rend Lake	Emergency Generator Replace.	\$164,800			\$164,800	
521	Rend Lake	Energy Conservation Measures	\$242,000			\$242,000	\$178,125
521	Rend Lake	Energy Conservation Project	\$713,500			\$713,500	\$648,391
521	Rend Lake	Fire Alarm Repairs	\$65,450			\$65,450	
521	Rend Lake	Fire Safety Alterations	\$87,613			\$87,613	
521	Rend Lake	Generator Improvements Ph.II	\$288,400			\$288,400	\$212,858
521	Rend Lake	Generator Modifications Ph.I	\$250,000			\$250,000	\$196,752
521	Rend Lake	Hazardous Sidewalk Replacement	\$59,312			\$59,312	
521	Rend Lake	Hazardous Sidewalk Replacement	\$33,880			\$33,880	\$32,010
521	Rend Lake	HVAC Equipment Replacement	\$41,236			\$41,236	\$27,705
521	Rend Lake	HVAC/Air Handling Upgrades	\$589,700			\$589,700	\$561,411
521	Rend Lake	Industrial Training Center-Pinckneyville		\$400,000		\$400,000	\$764,736
521	Rend Lake	Interior Lighting Upgrade	\$70,500			\$70,500	
521	Rend Lake	Lighting Upgrade/Engy. Cons.	\$39,323			\$39,323	
521	Rend Lake	LRC Elevator Renovation	\$31,765			\$31,765	
521	Rend Lake	Maintenance Lot Drainage Imprv	\$76,953			\$76,953	
521	Rend Lake	Natural Gas Line Replacement	\$76,910			\$76,910	
521	Rend Lake	North Chiller Replacement	\$227,500			\$227,500	
521	Rend Lake	Paint Booth Ventilation	\$36,862			\$36,862	
521	Rend Lake	Plumbing and Utilities Renovation Phase II	\$65,473	\$1,546,420		\$1,611,893	\$1,235,735
521	Rend Lake	Plumbing System Renovations Phase I	\$450,000			\$450,000	
521	Rend Lake	Plumbing System Repairs	\$438,745			\$438,745	
521	Rend Lake	Remodeling for Intake Center	\$1,299,220			\$1,299,220	\$1,311,554
521	Rend Lake	Renovate Lecture Rooms	\$11,719	\$83,091		\$94,810	
521	Rend Lake	Replace Interior Finishes		\$50,395		\$50,395	
521	Rend Lake	RLC Children's Center	\$400,000			\$400,000	
521	Rend Lake	RLC Mall and One Stop Center	\$4,300,000			\$4,300,000	\$4,002,634
521	Rend Lake	Roadway Improvements		\$104,441		\$104,441	
521	Rend Lake	Roof Replacement	\$125,000	\$375,000		\$500,000	
521	Rend Lake	Roof Replacements/New Maint.	\$79,129			\$79,129	
521	Rend Lake	Science Bldg Roof Repair	\$20,633	\$51,521		\$72,154	
521	Rend Lake	Sewer Connection	\$96,690			\$96,690	
521	Rend Lake	Sidewalk and Masonry Improve.	\$86,600			\$86,600	\$87,458
521	Rend Lake	Sidewalk Lighting Improvements	\$359,523			\$359,523	\$356,575
521	Rend Lake	Sidewalk Replacement	\$44,312			\$44,312	\$41,404
521	Rend Lake	Soil Remediation	\$58,157			\$58,157	\$20,797
521	Rend Lake	Stage Curtain Replacement	\$34,485			\$34,485	\$16,420
521	Rend Lake	Structural Repairs	\$95,165			\$95,165	
521	Rend Lake	Student Ctr Roof Replacement	\$52,100			\$52,100	
521	Rend Lake	Theater Stage Floor Replacement	\$54,200			\$54,200	\$42,616
521	Rend Lake	Underground Storage Tank Alt.	\$26,445			\$26,445	
521	Rend Lake	Ventilation Alterations	\$163,429			\$163,429	
521	Rend Lake	Vocational Roof Repair	\$77,000			\$77,000	

Illinois Community College Board

Table V-12

BUDGETED REVENUE FOR COMMUNITY COLLEGE CONSTRUCTION
FOR PROJECTS COMPLETED SINCE JANUARY 1990

DISTRICT	COLLEGE NAME	PROJECT NAME	Budgeted Revenue			APPROVED/FINAL PROJECT COST	FINAL PROJECT COST*
			LOCAL	STATE	FEDERAL		
521	Rend Lake	Water System Upgrade-Stu Ctr.	\$34,450			\$34,450	
		Subtotal	\$14,478,184	\$4,652,721	\$0	\$19,130,905	\$12,802,029
537	Richland	ADA Compliance	\$30,324			\$30,324	\$25,260
537	Richland	Art Gallery Renovations		\$140,000		\$140,000	
537	Richland	Child Care Code Corrections	\$90,000			\$90,000	
537	Richland	Construct Greenhouse	\$100,000			\$100,000	
537	Richland	Cooling Tower Piping Replacement	\$240,000			\$240,000	
537	Richland	Elevator Equipment Upgrade	\$48,000			\$48,000	
537	Richland	Energy System Mgmt.Replacement	\$235,800			\$235,800	
537	Richland	Exterior Canopies Air Infil.		\$171,100		\$171,100	
537	Richland	Exterior Door Replacements	\$102,240			\$102,240	
537	Richland	Fire Alarm System Upgrade	\$196,200			\$196,200	
537	Richland	Fire Sprinkler Repairs/Gas Valve Shut-Offs	\$90,000			\$90,000	
537	Richland	Grease Trap Modifications	\$30,000			\$30,000	
537	Richland	Greenhouse Window Replacements	\$45,360			\$45,360	
537	Richland	Hazardous Floor Replacement	\$88,800			\$88,800	
537	Richland	HVAC Modification		\$4,405		\$4,405	
537	Richland	HVAC/Exhaust System Modifications	\$469,200			\$469,200	
537	Richland	ing Upgrade-Energy Efficiency	\$180,000			\$180,000	
537	Richland	Modify Facilities	\$30,367			\$30,367	
537	Richland	Parking Lot Completion	\$107,000			\$107,000	
537	Richland	Renovate Mechanical Room		\$15,500		\$15,500	
537	Richland	Renovate Southeast Center		\$11,000		\$11,000	
537	Richland	Security Lighting (exterior) & Call Boxes	\$78,000			\$78,000	
537	Richland	Security System Upgrade	\$102,000			\$102,000	
537	Richland	Tuckpointing and Roofing Repairs	\$130,800			\$130,800	
537	Richland	UST Replacement/Generator Repairs	\$54,600			\$54,600	
		Subtotal	\$2,448,691	\$342,005	\$0	\$2,790,696	\$25,260
511	Rock Valley	Accessibility	\$94,400			\$94,400	
511	Rock Valley	Accessibility Renovations-Samuelson Rd. Ctr.	\$94,400			\$94,400	\$111,900
511	Rock Valley	Accessible Restroom Modif.	\$31,506			\$31,506	
511	Rock Valley	ADA Modifications	\$64,900			\$64,900	
511	Rock Valley	ADA Renovations-Restrooms	\$118,000			\$118,000	
511	Rock Valley	ADA Transition Plan Compliance	\$179,360			\$179,360	\$91,017
511	Rock Valley	ADA Walkway Compliance	\$177,800			\$177,800	
511	Rock Valley	Asbestos Abatement Access Door	\$194,920			\$194,920	
511	Rock Valley	Asbestos Abatement-CR Blding 1	\$306,800			\$306,800	\$233,907
511	Rock Valley	Asbestos Removal	\$51,254			\$51,254	
511	Rock Valley	Aviation Center Life Safety Improvements	\$110,900			\$110,900	\$104,288
511	Rock Valley	Backflow Valve/Fire Pumps-Samuelson Rd. Ctr.	\$82,600			\$82,600	\$85,000
511	Rock Valley	Bleacher Repairs/Replacement	\$224,200			\$224,200	\$286,570
511	Rock Valley	Boiler Replacement - Main Campus	\$1,356,700			\$1,356,700	
511	Rock Valley	Boiler/Chiller Replacements at CDA	\$1,162,300			\$1,162,300	\$1,172,340
511	Rock Valley	Career Development Academy Structural Upgrade	\$325,600			\$325,600	\$269,793
511	Rock Valley	Educational Resources Center ADA Elevator	\$147,500			\$147,500	\$175,598
511	Rock Valley	Emergency Phone System	\$56,640			\$56,640	
511	Rock Valley	Energy Conservation Projects	\$295,000			\$295,000	\$298,102
511	Rock Valley	Exterior Door Replacements	\$84,960			\$84,960	
511	Rock Valley	Exterior Lighting Renovations	\$47,200			\$47,200	
511	Rock Valley	Exterior Masonry Project	\$224,200			\$224,200	\$217,400
511	Rock Valley	Exterior Roofing/Sealants	\$467,200			\$467,200	
511	Rock Valley	Fire Alarm Installation	\$53,100			\$53,100	
511	Rock Valley	Fire Alarm Renovation	\$29,500			\$29,500	
511	Rock Valley	Fire Alarm System Upgrade-Campus Wide	\$1,073,800			\$1,073,800	
511	Rock Valley	Fire Alarm Update	\$265,500			\$265,500	
511	Rock Valley	Handicapped Accessibility	\$270,220	\$94,400		\$364,620	
511	Rock Valley	Hangar Door Replacement	\$106,200			\$106,200	
511	Rock Valley	Hazardous Bleacher Repair	\$531,000			\$531,000	
511	Rock Valley	Hazardous Lighting System	\$44,840			\$44,840	

Illinois Community College Board

Table V-12

BUDGETED REVENUE FOR COMMUNITY COLLEGE CONSTRUCTION
FOR PROJECTS COMPLETED SINCE JANUARY 1990

DISTRICT	COLLEGE NAME	PROJECT NAME	Budgeted Revenue			APPROVED/FINAL PROJECT COST	FINAL PROJECT COST*
			LOCAL	STATE	FEDERAL		
511	Rock Valley	HVAC Utility Upgrade	\$454,300			\$454,300	\$471,275
511	Rock Valley	Indoor Air Quality Renovations	\$64,900			\$64,900	
511	Rock Valley	Install Accessible Hardward	\$169,920			\$169,920	
511	Rock Valley	Install Emgy. Warning System	\$25,020			\$25,020	
511	Rock Valley	Interior Guardrail Renovations	\$118,000			\$118,000	
511	Rock Valley	Land and Buildings Acquisition at 6520 Spring				\$290,000	
511	Rock Valley	Lighting Efficiency Renovation	\$213,010			\$213,010	
511	Rock Valley	Lighting Fixture Retrofits	\$182,900			\$182,900	
511	Rock Valley	Moisture Protection	\$83,780			\$83,780	
511	Rock Valley	Moisture Protection/Windows	\$389,400			\$389,400	
511	Rock Valley	Moisture Protection-Doors	\$138,060			\$138,060	
511	Rock Valley	Parking Lot #3 Renovation		\$328,300		\$328,300	
511	Rock Valley	Piping Renovations at Student Center	\$531,000			\$531,000	\$314,000
511	Rock Valley	Pond Dredging	\$147,500			\$147,500	
511	Rock Valley	Purchase Career Development Academy	\$200,000			\$200,000	
511	Rock Valley	Remodel Bldgs. B & F	\$249,220			\$249,220	
511	Rock Valley	Remodeling Technology Center	\$133,500			\$133,500	
511	Rock Valley	Remov Deteriorated Asbestos	\$92,790			\$92,790	
511	Rock Valley	Renovate Elec. Distr. System	\$148,680			\$148,680	
511	Rock Valley	Renovate Entrance Roadway		\$100,197		\$100,197	
511	Rock Valley	Renovation/Expan. Parking Lot	\$8,343	\$371,828		\$380,171	
511	Rock Valley	Repair and Replace Walks	\$112,100			\$112,100	
511	Rock Valley	Repair ERC Entrance Stairs	\$47,200			\$47,200	\$49,896
511	Rock Valley	Repair Structural Leaks	\$53,100			\$53,100	
511	Rock Valley	Retrofit Windows	\$810,660			\$810,660	
511	Rock Valley	Roof Modifications	\$64,900			\$64,900	
511	Rock Valley	Roof Replacement	\$237,350			\$237,350	
511	Rock Valley	Roof Replacement - 4 Buildings	\$328,040			\$328,040	
511	Rock Valley	Roof Replacements (3 buildings)	\$324,500			\$324,500	\$281,550
511	Rock Valley	Roof Replacement-Shingle Doors	\$466,100			\$466,100	
511	Rock Valley	Safety Lighting, Lots 7 & 8	\$135,700			\$135,700	
511	Rock Valley	Science Lab Code Alterations	\$743,400			\$743,400	
511	Rock Valley	Science Lab/Storage Renovation	\$826,000			\$826,000	\$829,189
511	Rock Valley	Stone Bridge Repairs	\$53,100			\$53,100	
511	Rock Valley	Stuctural Repair-Wood Bridge	\$81,420			\$81,420	
511	Rock Valley	Support Services Building	\$6,263,000			\$6,263,000	\$6,539,123
511	Rock Valley	Theater Storage Facility	\$57,947			\$57,947	
511	Rock Valley	Underground Piping Replacement	\$1,098,400			\$1,098,400	
511	Rock Valley	Underground Piping System Ph I	\$944,000			\$944,000	\$951,893
511	Rock Valley	Underground Piping System PhII	\$850,000			\$850,000	\$857,107
511	Rock Valley	Underground Tank Replacement	\$76,000			\$76,000	
511	Rock Valley	Upgrade EMS/Chilled Water	\$295,000			\$295,000	
511	Rock Valley	Windoe Replacement-Bell School Road Center	\$42,480			\$42,480	\$25,110
	Subtotal		\$25,533,220	\$894,725	\$0	\$26,717,945	\$13,365,058
518	Sandburg	Acquisition/Remodeling of Galesburg Building	\$1,755,559			\$1,755,559	
518	Sandburg	ADA Accessibility Improvements	\$181,720			\$181,720	
518	Sandburg	ADA Compliance Modifications	\$163,595			\$163,595	
518	Sandburg	ADA Compliance Work	\$567,705			\$567,705	
518	Sandburg	ADA Library Renovations	\$483,090			\$483,090	\$480,096
518	Sandburg	ADA Upgrade - East Foyer	\$518,850			\$518,850	
518	Sandburg	Bleacher Replacement	\$90,485			\$90,485	\$91,855
518	Sandburg	Branch Campus-Carthage,IL	\$1,208,600			\$1,208,600	
518	Sandburg	Building B Roof Replacements	\$170,449			\$170,449	\$107,682
518	Sandburg	Building C Roof Replacements	\$198,380			\$198,380	\$103,976
518	Sandburg	Building D Roof Replacements	\$70,316			\$70,316	
518	Sandburg	Building E Roof Replacements	\$253,977			\$253,977	
518	Sandburg	Building F Roof Replacements	\$225,349			\$225,349	
518	Sandburg	Bushnell Extension Center Expansion	\$461,218			\$461,218	\$464,958
518	Sandburg	Butler Blding Energy Conserva.	\$39,568			\$39,568	\$33,548
518	Sandburg	Butler Building Child Care Drop-Off	\$199,675			\$199,675	\$169,325

Illinois Community College Board

Table V-12

BUDGETED REVENUE FOR COMMUNITY COLLEGE CONSTRUCTION
FOR PROJECTS COMPLETED SINCE JANUARY 1990

DISTRICT	COLLEGE NAME	PROJECT NAME	Budgeted Revenue			APPROVED/FINAL PROJECT COST	FINAL PROJECT COST*
			LOCAL	STATE	FEDERAL		
518	Sandburg	Campus Parking Lot/Perimeter Build Lighting	\$30,360			\$30,360	\$21,245
518	Sandburg	Carthage Land Purchase	\$42,000			\$42,000	\$40,000
518	Sandburg	Carthage Technology Center	\$768,000			\$768,000	\$747,669
518	Sandburg	Center for Manufacturing Exc.	\$2,020,000			\$2,020,000	\$1,658,123
518	Sandburg	Computer/Student Center	\$1,096,000	\$3,708,000		\$4,804,000	\$4,787,205
518	Sandburg	Corridor Renovations		\$251,523		\$251,523	\$211,600
518	Sandburg	E/F Passageway	\$248,452			\$248,452	\$254,977
518	Sandburg	Elevator Replacement -201 E. Main	\$30,678	\$72,354		\$103,032	
518	Sandburg	Elevator Replacement-Building D	\$140,616			\$140,616	
518	Sandburg	Energy Conservation	\$274,825			\$274,825	
518	Sandburg	Energy Conservation Improve.	\$108,170			\$108,170	
518	Sandburg	Energy Conservation Measures	\$166,540			\$166,540	
518	Sandburg	Energy Conservation/HVAC Repairs	\$388,491			\$388,491	
518	Sandburg	Fire Alarm System Renovations	\$41,668			\$41,668	\$35,397
518	Sandburg	Fitness Center Expansion	\$419,207			\$419,207	\$419,962
518	Sandburg	Gym Floor Replacement		\$27,600		\$27,600	
518	Sandburg	HVAC Repairs	\$217,618			\$217,618	
518	Sandburg	HVAC Unit in Building F	\$52,636			\$52,636	
518	Sandburg	HVAC Unit Replacements- Carthage	\$71,062			\$71,062	\$49,737
518	Sandburg	Maintenance Building Construction	\$358,057			\$358,057	
518	Sandburg	Parking Lot Code Corrections	\$37,840			\$37,840	\$26,467
518	Sandburg	Parking Lot Paving	\$243,061			\$243,061	
518	Sandburg	Parking Lot Restoration		\$35,150		\$35,150	
518	Sandburg	Replace Carpet-LRC & Butlers	\$132,369			\$132,369	\$112,303
518	Sandburg	Roadway/Parking-Inc. '90 \$		\$112,712		\$112,712	
518	Sandburg	Roof Replacement at Galesburg Building	\$59,288			\$59,288	
518	Sandburg	Security Lighting	\$101,494			\$101,494	
518	Sandburg	Security Lighting Rehab	\$67,804			\$67,804	
518	Sandburg	Underground Storage Tank	\$68,677			\$68,677	
518	Sandburg	Water Circulation/Heating Sys.	\$56,360			\$56,360	
	Subtotal		\$13,829,809	\$4,207,339	\$0	\$18,037,148	\$9,816,125
506	Sauk Valley	Accessibility Improvements	\$226,926			\$226,926	\$143,322
506	Sauk Valley	Asbestos Abatement	\$200,000			\$200,000	\$93,054
506	Sauk Valley	Asbestos Abatement	\$56,000			\$56,000	
506	Sauk Valley	Asbestos Study & Mgmt. Plan	\$28,000			\$28,000	
506	Sauk Valley	Asbstos Abatement-Conference Room & Misc.	\$74,800			\$74,800	\$58,995
506	Sauk Valley	Bleacher Replacement/Repairs	\$152,686			\$152,686	
506	Sauk Valley	Boiler Repairs	\$72,700			\$72,700	
506	Sauk Valley	Boiler Repairs	\$36,600			\$36,600	
506	Sauk Valley	Building Perimeter Cracks	\$226,584			\$226,584	\$220,154
506	Sauk Valley	Construct Restroom Facility	\$54,898			\$54,898	
506	Sauk Valley	Cooling Tower Repairs	\$140,000			\$140,000	
506	Sauk Valley	Cooling Towers Replacement	\$320,760			\$320,760	\$336,383
506	Sauk Valley	Domestic Water System Repair	\$324,000			\$324,000	\$324,378
506	Sauk Valley	Egress Corrections-2nd Fl West	\$208,375			\$208,375	\$128,539
506	Sauk Valley	Electrical Service Upgrades	\$58,500			\$58,500	\$37,397
506	Sauk Valley	Electrical System Deficiency Corrections	\$127,234			\$127,234	\$115,629
506	Sauk Valley	Elevator Access. Modification	\$108,974			\$108,974	
506	Sauk Valley	Energy Conservation Measures	\$980,460			\$980,460	
506	Sauk Valley	Exterior Concrete Surface Repair Phase IV	\$231,400			\$231,400	\$221,255
506	Sauk Valley	Exterior Concrete Surface Repair-Phase II	\$193,111			\$193,111	\$187,630
506	Sauk Valley	Exterior Concrete Surface Repairs - Ph.III	\$431,880			\$431,880	\$391,054
506	Sauk Valley	Exterior Lighting Safety Rep.	\$417,064			\$417,064	
506	Sauk Valley	Fire Safety Valves	\$41,030			\$41,030	
506	Sauk Valley	Fitness Center	\$67,000			\$67,000	
506	Sauk Valley	HVAC Temperature Control Upgrade	\$329,076			\$329,076	\$230,642
506	Sauk Valley	Kitchen Ventilation Modif.	\$79,685			\$79,685	
506	Sauk Valley	Lighting Repairs	\$37,012			\$37,012	
506	Sauk Valley	Mall Area Lighting Upgrade	\$375,202			\$375,202	\$382,286
506	Sauk Valley	Masonry/Retaining Wall Repairs	\$113,634			\$113,634	\$121,105

Illinois Community College Board

Table V-12

BUDGETED REVENUE FOR COMMUNITY COLLEGE CONSTRUCTION
FOR PROJECTS COMPLETED SINCE JANUARY 1990

DISTRICT	COLLEGE NAME	PROJECT NAME	Budgeted Revenue			APPROVED/FINAL PROJECT COST	FINAL PROJECT COST*
			LOCAL	STATE	FEDERAL		
506	Sauk Valley	Park. Area & Roadway Sealing	\$36,176	\$165,278		\$201,454	
506	Sauk Valley	Parking Lot Repairs	\$19,639	\$83,572		\$103,211	
506	Sauk Valley	Replace Fire Alarm System	\$375,417			\$375,417	
506	Sauk Valley	Replace Fire Exit Signage	\$31,185			\$31,185	
506	Sauk Valley	Resurfacing Tennis Courts	\$240,046			\$240,046	\$218,386
506	Sauk Valley	Retaining Wall Renovations	\$51,128			\$51,128	\$48,770
506	Sauk Valley	Road Resurfacing		\$140,909		\$140,909	
506	Sauk Valley	Roof Replacement	\$40,889			\$40,889	\$41,421
506	Sauk Valley	Roofing Repairs	\$133,300			\$133,300	
506	Sauk Valley	Safety Improvements (ladders, rails, platforms)	\$167,000			\$167,000	\$166,186
506	Sauk Valley	Steam Coil Replacement	\$222,750			\$222,750	\$160,650
506	Sauk Valley	Theater Renovation	\$262,543			\$262,543	\$87,341
506	Sauk Valley	Underground Storage Tank Remov	\$244,177			\$244,177	\$238,374
506	Sauk Valley	Walkway Lighting Repairs	\$26,861			\$26,861	\$12,359
506	Sauk Valley	Waste Water Treatment	\$156,000			\$156,000	
506	Sauk Valley	Well House Roof Membrane	\$40,960			\$40,960	\$37,815
	Subtotal		\$7,761,662	\$389,759	\$0	\$8,151,421	\$4,003,125
531	Shawnee	ADA Accessibility to Gymnasium		\$53,207		\$53,207	
531	Shawnee	Building Add. & Roof Repairs	\$1,550,792	\$7,713,208		\$9,264,000	\$8,580,200
531	Shawnee	Campus Drive Improvements	\$2,509	\$21,280		\$23,789	
531	Shawnee	Campus Parking/Drive Improve.	\$2,509	\$21,280		\$23,789	
531	Shawnee	Resurf. Park Lot - Phase II		\$17,543		\$17,543	
531	Shawnee	Resurf. Park. Lot-90&91 R&R		\$42,691		\$42,691	
531	Shawnee	Roadway Resurfacing	\$5,330	\$16,300		\$21,630	
531	Shawnee	Roof Replacement Bldings H & I	\$612,800			\$612,800	\$439,690
531	Shawnee	Soffit Repair Building H	\$363,200			\$363,200	\$39,000
	Subtotal		\$2,537,140	\$7,885,509	\$0	\$10,422,649	\$9,058,890
510	South Suburban	Access. Improvements/Western	\$58,400			\$58,400	
510	South Suburban	Accessible Restrooms	\$186,000			\$186,000	
510	South Suburban	Acoustical Improvements		\$35,853		\$35,853	
510	South Suburban	Acoustical Treatment-FY95		\$102,820		\$102,820	
510	South Suburban	Acoustical Treatment-Phase II		\$78,100		\$78,100	
510	South Suburban	ADA Restroom and Door Improvements		\$153,551		\$153,551	
510	South Suburban	Add'l Acoustical Treatment		\$102,820		\$102,820	
510	South Suburban	Art Lab/Studio Upgrades	\$252,000			\$252,000	
510	South Suburban	Carpet Replacement		\$64,084		\$64,084	
510	South Suburban	Carpet Replacement		\$30,666		\$30,666	
510	South Suburban	Chem Lab Safety Alterations	\$200,000			\$200,000	
510	South Suburban	Chemistry Lab Renovation (Code Upgrades)	\$430,000			\$430,000	\$339,248
510	South Suburban	Class Acoustical Treatment		\$43,481		\$43,481	
510	South Suburban	Classroom Lighting & HVAC Improvements	\$57,600			\$57,600	\$98,395
510	South Suburban	Classroom Lighting Improvement	\$504,000			\$504,000	
510	South Suburban	Classroom Lighting Phase II	\$350,000			\$350,000	
510	South Suburban	Classroom Lighting Sensors	\$51,129		\$32,721	\$83,850	
510	South Suburban	Construct New Roadway	\$128,048			\$128,048	
510	South Suburban	Cooling Tower Repairs	\$34,800			\$34,800	
510	South Suburban	Cooling Tower Repairs	\$242,400			\$242,400	\$302,428
510	South Suburban	Drainage Improvements-PH II	\$112,571			\$112,571	
510	South Suburban	Drainage Improvements-PhaseIII	\$174,000			\$174,000	
510	South Suburban	East/West Roadway Repaving		\$93,100		\$93,100	
510	South Suburban	Electrical Panel Replacement	\$26,000			\$26,000	
510	South Suburban	Fire Prot. System Renovation	\$25,200			\$25,200	
510	South Suburban	Flooring & Restroom Renovation		\$236,400		\$236,400	
510	South Suburban	HVAC Modifications	\$594,288			\$594,288	
510	South Suburban	HVAC Renovation/Phase I	\$397,200			\$397,200	
510	South Suburban	Install Accessible Hardware	\$138,000			\$138,000	
510	South Suburban	Install Entry Vestibule	\$58,860			\$58,860	
510	South Suburban	Paint Interior Fieldhouse		\$30,500		\$30,500	
510	South Suburban	Porch Improvements & Flooring		\$128,900		\$128,900	

Illinois Community College Board

Table V-12

BUDGETED REVENUE FOR COMMUNITY COLLEGE CONSTRUCTION
FOR PROJECTS COMPLETED SINCE JANUARY 1990

DISTRICT	COLLEGE NAME	PROJECT NAME	Budgeted Revenue			APPROVED/FINAL PROJECT COST	FINAL PROJECT COST*
			LOCAL	STATE	FEDERAL		
510	South Suburban	Renovate Field House Walk	\$574	\$32,324		\$32,898	
510	South Suburban	Repair Fan Room Walls	\$60,000			\$60,000	
510	South Suburban	Repair of HVAC/Phase III	\$749,200			\$749,200	
510	South Suburban	Replace Exterior Doors	\$67,200			\$67,200	
510	South Suburban	Replace Hazardous Walks	\$46,850			\$46,850	
510	South Suburban	Replace Rooftop Units	\$159,600			\$159,600	
510	South Suburban	Roof Renovation-Phase I	\$60,000			\$60,000	
510	South Suburban	Roof Replacement	\$197,100			\$197,100	
510	South Suburban	Roof Replacement/Elevator Monitor	\$63,000			\$63,000	
510	South Suburban	Roofing Projects/College Ctr.	\$192,000			\$192,000	
510	South Suburban	Science Lab Code Corrections	\$100,000			\$100,000	
510	South Suburban	Science Lab Safety Reconstruc.	\$100,000			\$100,000	
510	South Suburban	Science Lab Update	\$300,000			\$300,000	
510	South Suburban	Security Lighting	\$60,000			\$60,000	
510	South Suburban	Security System Enhancements	\$48,000			\$48,000	
510	South Suburban	Security System Upgrade	\$87,393			\$87,393	
510	South Suburban	Storm Water Drainage Replace.	\$348,000			\$348,000	
510	South Suburban	Structural Concrete Repairs	\$47,210			\$47,210	
510	South Suburban	Upgrade/Extend HVAC	\$445,500			\$445,500	
510	South Suburban	Various PHS Improvements	\$300,000			\$300,000	\$452,347
510	South Suburban	Water Main Replacement	\$420,000			\$420,000	
510	South Suburban	West Entrance Rehabilitation		\$96,700		\$96,700	
510	South Suburban	Western Enrollment Center		\$1,504,000		\$1,504,000	
		Subtotal	\$7,872,123	\$2,733,299	\$32,721	\$10,638,143	\$1,192,418
533	Southeastern	ADA Renovations	\$741,000			\$741,000	\$587,460
533	Southeastern	Humanities/Admin Bldg.	\$1,583,000	\$7,257,500		\$8,840,500	
533	Southeastern	Replace Roof Technicl Bldg.	\$67,889	\$107,111		\$175,000	
533	Southeastern	Robert Gregg Tech Center Remodeling		\$101,510		\$101,510	\$176,300
533	Southeastern	Roofing Project Bldgs A,B,C	\$559,000			\$559,000	
		Subtotal	\$2,950,889	\$7,466,121	\$0	\$10,417,010	\$763,760
522	Southwestern	8.6 Acre Land Acquisition	\$68,800			\$68,800	
522	Southwestern	Accessibility Modifications	\$102,200			\$102,200	
522	Southwestern	Accessibility Renovations	\$789,000			\$789,000	
522	Southwestern	ADA Access-Granite City	\$67,200			\$67,200	\$71,741
522	Southwestern	ADA Accessibility	\$117,600			\$117,600	
522	Southwestern	ADA Accessibility-PSOP Center	\$49,780			\$49,780	\$54,387
522	Southwestern	Asbestos Abatement in Farmhouse	\$38,400			\$38,400	\$23,520
522	Southwestern	Asbestos Abatement-Granite City	\$184,250			\$184,250	\$30,311
522	Southwestern	Auto.Collision Repair Tech.Training Facility	\$290,000	\$870,000		\$1,160,000	
522	Southwestern	Aviation Maint. Train. Fac.	\$265,750			\$265,750	
522	Southwestern	Cafeteria Expansion	\$181,000			\$181,000	
522	Southwestern	Campus Storage Renovation	\$164,869	\$93,866		\$258,735	
522	Southwestern	Chemistry Rooms/Labs Update	\$78,020			\$78,020	\$95,181
522	Southwestern	Classroom Expansion-Planning	\$582,300	\$1,746,900		\$2,329,200	
522	Southwestern	Classroom Fire Protection-GCC	\$138,000			\$138,000	\$140,853
522	Southwestern	Electr.Service Switch-Bellev	\$254,000			\$254,000	\$154,837
522	Southwestern	Electrical Code Compliance	\$34,150			\$34,150	
522	Southwestern	Electrical Renovations	\$286,440			\$286,440	
522	Southwestern	Electrical System Upgrade-Granite City	\$120,200			\$120,200	\$76,724
522	Southwestern	Elevator (3)Retrofits /Emerg. Lowering Device	\$28,830			\$28,830	\$29,748
522	Southwestern	Energy Cons/Elec. Retrofit	\$36,960			\$36,960	
522	Southwestern	Energy Conservation	\$95,750			\$95,750	
522	Southwestern	Energy Conservation	\$25,200			\$25,200	
522	Southwestern	Energy Conservation Measures	\$668,600			\$668,600	
522	Southwestern	Energy Conservation PSOP	\$25,750			\$25,750	
522	Southwestern	Energy Conservation-Belleville	\$89,600			\$89,600	\$80,183
522	Southwestern	Energy Conservation-Belleville	\$61,150			\$61,150	
522	Southwestern	Energy Conservation-Granite	\$330,950			\$330,950	
522	Southwestern	Energy Conservation-PSOP	\$31,500			\$31,500	\$34,381

Illinois Community College Board

Table V-12

BUDGETED REVENUE FOR COMMUNITY COLLEGE CONSTRUCTION
FOR PROJECTS COMPLETED SINCE JANUARY 1990

DISTRICT	COLLEGE NAME	PROJECT NAME	Budgeted Revenue			APPROVED/FINAL PROJECT COST	FINAL PROJECT COST*
			LOCAL	STATE	FEDERAL		
522	Southwestern	Exterior Lighting Code Corr.	\$80,000			\$80,000	
522	Southwestern	Fire Protection Renov.	\$47,600			\$47,600	
522	Southwestern	Fire Protection Renovation	\$82,040			\$82,040	
522	Southwestern	Fire Protection Renovation	\$85,400			\$85,400	
522	Southwestern	Fire Protection Renovations	\$56,000			\$56,000	
522	Southwestern	Fire/Warning Sys.-RB/GC/PSOP	\$143,360			\$143,360	
522	Southwestern	Flooring, Ceiling/Lighting Replacements-G.C.	\$500,000			\$500,000	\$354,375
522	Southwestern	Furnace Replacements-R.B. Campus	\$33,000			\$33,000	\$38,138
522	Southwestern	Granite City-light replacemnts	\$128,000			\$128,000	\$126,855
522	Southwestern	Hazardous Materials Storage	\$130,000			\$130,000	
522	Southwestern	HVAC Renovations-Computer Room at Belleville	\$75,500			\$75,500	\$60,126
522	Southwestern	HVAC Retrofit-Phase II	\$353,360			\$353,360	
522	Southwestern	Land Acquisition - Belleville	\$213,442			\$213,442	
522	Southwestern	Main Campus Expans. & Red Bud	\$3,599,000	\$10,797,100		\$14,396,100	
522	Southwestern	Main Frame Room Upgrades-Belleville	\$70,900			\$70,900	
522	Southwestern	Mech.Renovations-Belleville	\$369,600			\$369,600	\$398,971
522	Southwestern	Mechanical Renovations	\$100,800			\$100,800	\$123,253
522	Southwestern	Mechanical Renovations-Belle.	\$28,750			\$28,750	\$9,649
522	Southwestern	Mechanical Renovations-Red Bud	\$78,000			\$78,000	\$45,202
522	Southwestern	Mechanical System Renov.	\$429,650			\$429,650	
522	Southwestern	Mechanicals-Granite City	\$253,000			\$253,000	\$218,404
522	Southwestern	Mechn. System Renovation	\$589,120			\$589,120	
522	Southwestern	Mechanical Renovations-Grante	\$145,600			\$145,600	
522	Southwestern	Modular Classroom Units	\$584,170			\$584,170	
522	Southwestern	Moisture Protection-Roof Repl	\$30,000			\$30,000	
522	Southwestern	Moisture Protection-Window Rep	\$28,000			\$28,000	
522	Southwestern	Parking Lot Expansion at IS Building	\$618,600			\$618,600	
522	Southwestern	Pipe Arch Culvert Replacement	\$66,000			\$66,000	\$43,869
522	Southwestern	Plumbing Renovations-Bellevill	\$134,400			\$134,400	\$161,808
522	Southwestern	Plumbing Renov-Granite City	\$100,800			\$100,800	\$90,108
522	Southwestern	Plumbing/Restroom Renovations-BC	\$566,700			\$566,700	\$685,307
522	Southwestern	Red Bud Phase IV Renovations		\$425,500		\$425,500	
522	Southwestern	Remodel Vo-Tech Center	\$752,100	\$2,256,400		\$3,008,500	
522	Southwestern	Remove Incinerator & Replace Concrete	\$26,000			\$26,000	
522	Southwestern	Roof Repairs-Red Bud	\$41,900			\$41,900	\$60,131
522	Southwestern	Roof Replacement-ITC- @ GC	\$189,600			\$189,600	\$173,604
522	Southwestern	Roofing & Moisture Problems	\$47,040			\$47,040	
522	Southwestern	Roofing System Repairs	\$283,440			\$283,440	
522	Southwestern	Schmidt Art Center	\$1,778,000			\$1,778,000	
522	Southwestern	Structural Integrity-BAC/RB	\$215,500			\$215,500	\$185,648
522	Southwestern	Student Services Renovation	\$242,179	\$94,926		\$337,105	
522	Southwestern	Walkway Enclosure	\$165,400			\$165,400	\$149,263
522	Southwestern	Water Piping-Code Corrections	\$153,400			\$153,400	
522	Southwestern	Waterproofing-RB & Granite Cty	\$65,100			\$65,100	\$51,211
	Subtotal		\$18,886,700	\$16,284,692	\$0	\$35,171,392	\$3,767,787
534	Spoon River	ADA Repairs	\$29,500			\$29,500	
534	Spoon River	ADA Work	\$78,250			\$78,250	
534	Spoon River	Asphalt Sidewalk Replacement	\$116,000			\$116,000	\$115,857
534	Spoon River	Drainage & Paving Repairs	\$43,981	\$99,019		\$143,000	
534	Spoon River	Galvanized Piping Replacement	\$353,000			\$353,000	\$284,881
534	Spoon River	Glass & Glazing Replacement	\$771,000			\$771,000	\$622,377
534	Spoon River	HVAC & Plumbing Modifications	\$2,368,000			\$2,368,000	\$1,501,620
534	Spoon River	Install Fire Protection System	\$120,322			\$120,322	
534	Spoon River	Lighting Upgrade	\$201,000			\$201,000	\$216,222
534	Spoon River	Lighting/Security Upgrades-Parking Lot A,B,C	\$148,500			\$148,500	\$143,161
534	Spoon River	Macomb Campus Renovations/Enhancements		\$500,000		\$500,000	\$479,803
534	Spoon River	Miscellaneous Safety Project	\$82,539			\$82,539	
534	Spoon River	Moisture Prot/Windows/Stairs	\$225,000			\$225,000	
534	Spoon River	Paint Booth Renovation	\$1,000	\$55,500		\$56,500	
534	Spoon River	Parking/Entry Drive Upgrade	\$677,000			\$677,000	\$583,188

Illinois Community College Board

Table V-12

BUDGETED REVENUE FOR COMMUNITY COLLEGE CONSTRUCTION
FOR PROJECTS COMPLETED SINCE JANUARY 1990

DISTRICT	COLLEGE NAME	PROJECT NAME	Budgeted Revenue			APPROVED/FINAL PROJECT COST	FINAL PROJECT COST*
			LOCAL	STATE	FEDERAL		
534	Spoon River	Pavement Renovation	\$12,000	\$60,000		\$72,000	
534	Spoon River	PHS Improvements	\$179,750			\$179,750	
534	Spoon River	Replace Exhaust System		\$79,192		\$79,192	
534	Spoon River	Roof Replacement Centers	\$234,146			\$234,146	
534	Spoon River	Stair Replacement/Enclosure	\$233,400			\$233,400	
534	Spoon River	Structural Repairs- Elevated Walkways		\$44,290		\$44,290	
534	Spoon River	Underground Storage Tank Rem.	\$65,000			\$65,000	
534	Spoon River	Vo Tech Lighting		\$41,455		\$41,455	
	Subtotal		\$5,939,388	\$879,456	\$0	\$6,818,844	\$3,947,109
504	Triton	911 Emergency Locator	\$25,000			\$25,000	\$26,063
504	Triton	Accessibility Improvements	\$88,600			\$88,600	
504	Triton	ADA Restroom Remodeling		\$239,333		\$239,333	\$239,333
504	Triton	Asbestos Abatement	\$88,100			\$88,100	
504	Triton	Asphalt Sidewalk Replacement	\$49,000			\$49,000	
504	Triton	Burton Theatre Renovations	\$130,800			\$130,800	\$217,743
504	Triton	Campus Drainage-Phase III	\$464,100			\$464,100	
504	Triton	Campus Handrail Replacement	\$226,663			\$226,663	\$199,320
504	Triton	Ceramic Lab Ventilation	\$93,200			\$93,200	\$92,960
504	Triton	Chiller Replacement		\$75,000		\$75,000	
504	Triton	Chiller Replacement	\$277,000			\$277,000	
504	Triton	Code Corrections Pool	\$107,800			\$107,800	
504	Triton	College Center Rehab/PhaseIII		\$130,000		\$130,000	
504	Triton	Dental Lab Renovations	\$105,270			\$105,270	\$105,085
504	Triton	Drainage Repairs	\$56,300			\$56,300	
504	Triton	East Campus Parking Lot Rehab		\$221,540		\$221,540	\$175,343
504	Triton	East Campus Roadway Repairs		\$88,275		\$88,275	\$88,275
504	Triton	Electrical Renov.-J,T,B,H	\$330,870			\$330,870	
504	Triton	Elevator ADA Compliance	\$175,000			\$175,000	
504	Triton	Elevator Upgrades-LRC		\$125,000		\$125,000	\$188,886
504	Triton	Emergency Lighting Replacement	\$100,000			\$100,000	\$83,333
504	Triton	Exterior Painting-Three Bldgs		\$35,000		\$35,000	
504	Triton	Handrail Replacement-LRC Bldg.	\$48,600			\$48,600	
504	Triton	Hazardous Material Storage	\$65,000			\$65,000	
504	Triton	Hazardous Walk Replacement	\$69,700			\$69,700	
504	Triton	Industrial Careers Roof Rehabilitation	\$151,800			\$151,800	\$106,230
504	Triton	Install Auto Door Operators	\$78,360			\$78,360	
504	Triton	Land/Building at 1708 Main St.in Melrose Park	\$482,000			\$482,000	\$482,000
504	Triton	Line Bridges Asbestos Abatement	\$99,630			\$99,630	\$168,800
504	Triton	LRC Roof Repairs	\$244,000			\$244,000	
504	Triton	Natorium Dehumidification	\$50,000			\$50,000	\$40,472
504	Triton	Parking Lot Rehab		\$95,500		\$95,500	
504	Triton	Parking Lot Resurfacing		\$161,690		\$161,690	
504	Triton	Plumbing Replace-Bldgs T C & J	\$330,600			\$330,600	
504	Triton	Replace Tech. Bldg Chiller	\$185,000			\$185,000	
504	Triton	Replacement of Chillers	\$273,000			\$273,000	
504	Triton	Resurface Parking Lot		\$126,800		\$126,800	
504	Triton	Roadway Resurfacing		\$161,690		\$161,690	
504	Triton	Roof Rehabilitation - Business Building		\$167,500		\$167,500	\$165,394
504	Triton	Roof Replace-Bookstore & J Bld	\$169,000			\$169,000	
504	Triton	Roof Replacement - 1708 Main St. Melrose Park		\$174,600		\$174,600	\$145,241
504	Triton	Roof Replacement/Conn. Links	\$95,840			\$95,840	
504	Triton	Roof Replacement/Stadium &	\$87,500			\$87,500	
504	Triton	Roof Replacement-AT&P Bldgs.	\$390,600			\$390,600	
504	Triton	Roof Replacement-Cerman Ctr.	\$107,520			\$107,520	
504	Triton	Roof Replacement-Collins Ctr.	\$604,800			\$604,800	\$443,337
504	Triton	Roof Replacement-R.Collins Ctr	\$600,000			\$600,000	
504	Triton	Science Lab Renovations	\$350,477			\$350,477	\$281,173
504	Triton	Security Lighting Replacement	\$43,800			\$43,800	
504	Triton	Security Site Lighting	\$243,800			\$243,800	
504	Triton	Shower Room Accessibility	\$73,500			\$73,500	

Illinois Community College Board

Table V-12

BUDGETED REVENUE FOR COMMUNITY COLLEGE CONSTRUCTION
FOR PROJECTS COMPLETED SINCE JANUARY 1990

DISTRICT	COLLEGE NAME	PROJECT NAME	Budgeted Revenue			APPROVED/FINAL PROJECT COST	FINAL PROJECT COST*
			LOCAL	STATE	FEDERAL		
504	Triton	Stadium Repairs	\$46,200			\$46,200	
504	Triton	Storm Sewer Manhole Replacements-West Lot	\$45,000			\$45,000	\$36,010
504	Triton	Technology Building Roof Repl	\$215,000			\$215,000	
504	Triton	Tuckpointing	\$102,600			\$102,600	\$127,618
504	Triton	Underground Stor. Tank Survey	\$25,500			\$25,500	
504	Triton	Underground Storage Tank Remov	\$61,607			\$61,607	
504	Triton	Unit Heater Replacement	\$47,500			\$47,500	
504	Triton	Utility Tunnel Repair	\$25,700			\$25,700	
504	Triton	Ventilation Corrections	\$359,800			\$359,800	
504	Triton	Walkway Replacement	\$227,800			\$227,800	
504	Triton	Walkway/Safety Lighting	\$625,800			\$625,800	
504	Triton	Water Tower Repairs	\$140,100			\$140,100	
504	Triton	Welding & Auto Shop HVAC/Elec	\$205,950			\$205,950	\$206,127
		Subtotal	\$9,290,787	\$1,801,928	\$0	\$11,092,715	\$3,618,743
516	Waubonsee	A/C Chiller Conversion Ph.III	\$300,000			\$300,000	
516	Waubonsee	AC Chiller Conversion-Phase II	\$400,000			\$400,000	
516	Waubonsee	ADA Accessible Bldg Entrance	\$50,000			\$50,000	\$37,659
516	Waubonsee	Asbestos Removal Phase II	\$300,000			\$300,000	
516	Waubonsee	Campus Entry Roadway	\$150,000			\$150,000	
516	Waubonsee	Chiller Conversion Phase I	\$350,000			\$350,000	\$1,108,575
516	Waubonsee	Collins Library ADA Counter Remodeling		\$24,600		\$24,600	\$12,337
516	Waubonsee	Construct Classroom Bldg.				\$0	
516	Waubonsee	Construction/Lease Facilities	\$6,200,000			\$6,200,000	
516	Waubonsee	Domestic Water System Improvements	\$110,000			\$110,000	
516	Waubonsee	Emerg.Lighting Upgrade-Clns, Aklw, Weig Halls	\$118,800			\$118,800	\$24,740
516	Waubonsee	Energy Usage Study-Chiller	\$25,000			\$25,000	
516	Waubonsee	Erickson Hall		\$95,940		\$95,940	\$72,968
516	Waubonsee	Exterior Lighting Upgrade		\$161,440		\$161,440	
516	Waubonsee	Exterior Lighting/Phase II	\$80,720			\$80,720	
516	Waubonsee	Exterior Waterproofing-Dickson	\$50,000			\$50,000	
516	Waubonsee	Gym Bleacher Replacement		\$108,900		\$108,900	
516	Waubonsee	Gym Floor Refinishing	\$24,000			\$24,000	
516	Waubonsee	Hazardous Entrance - Phase III	\$100,000			\$100,000	
516	Waubonsee	HVAC Upgrade Ph.II	\$1,390,000			\$1,390,000	\$1,771,993
516	Waubonsee	Infrastructure Upgrade		\$895,600		\$895,600	\$1,172,299
516	Waubonsee	Lighting Retrofit Ph.I-Akerlow	\$150,000			\$150,000	\$308,452
516	Waubonsee	New Campus Entrance-Phase II	\$450,000			\$450,000	
516	Waubonsee	Parking Lot and Roadway Repair		\$49,000		\$49,000	
516	Waubonsee	Plumbing System/Sprinkler	\$225,000			\$225,000	
516	Waubonsee	Power Supply Upgrades	\$50,000			\$50,000	\$34,097
516	Waubonsee	Repair Roofs	\$100,000			\$100,000	
516	Waubonsee	Repair Water Treat. Fac. II	\$275,000			\$275,000	
516	Waubonsee	Repair Water Treatment	\$100,000			\$100,000	
516	Waubonsee	Replace Roof-Von Ohlen Hall	\$100,000			\$100,000	\$96,336
516	Waubonsee	Reroof Building A	\$133,415			\$133,415	\$104,776
516	Waubonsee	Reroof Collins Hall	\$224,000			\$224,000	
516	Waubonsee	Reroof Dickson Center	\$230,000			\$230,000	
516	Waubonsee	Site Drainage Improvements-Akerlow Hall	\$35,640			\$35,640	\$92,750
516	Waubonsee	South Parking Lot Repaving		\$250,000		\$250,000	\$192,610
516	Waubonsee	Southeastern Extension Center	\$3,990,000			\$3,990,000	
516	Waubonsee	Sprinkler/Plumbing Improvement	\$300,000			\$300,000	
516	Waubonsee	UST Removal/Replacement	\$50,000			\$50,000	
516	Waubonsee	Window Replacement		\$21,997		\$21,997	
516	Waubonsee	Window Replacement, Phase II		\$71,386		\$71,386	
		Subtotal	\$16,061,575	\$1,678,863	\$0	\$17,740,438	\$5,029,591
539	Wood	Accessibility Compliance	\$26,620			\$26,620	
539	Wood	Accessibility Improvements	\$25,000			\$25,000	
539	Wood	ADA Alterations	\$30,850			\$30,850	
539	Wood	ADA-Accessibility Improvement	\$30,585			\$30,585	

Illinois Community College Board
Table V-12
BUDGETED REVENUE FOR COMMUNITY COLLEGE CONSTRUCTION
FOR PROJECTS COMPLETED SINCE JANUARY 1990

DISTRICT	COLLEGE NAME	PROJECT NAME	Budgeted Revenue			APPROVED/FINAL PROJECT COST	FINAL PROJECT COST*
			LOCAL	STATE	FEDERAL		
539	Wood	Buildings B & C- Phase I Campus Development	\$4,080,000	\$12,240,000		\$16,320,000	
539	Wood	Code Compliance	\$75,000			\$75,000	
539	Wood	Emergency Generation System	\$108,000			\$108,000	
539	Wood	Emergency Response System	\$69,415			\$69,415	
539	Wood	Erosion Control & Drainage	\$45,420			\$45,420	
539	Wood	HVAC and Electrical Repair	\$73,380			\$73,380	
539	Wood	HVAC Upgrade	\$120,000			\$120,000	
539	Wood	Mech. Repair Work	\$69,150			\$69,150	
539	Wood	Parking Lot Repair		\$78,908		\$78,908	
539	Wood	Partial Roof Replacement	\$43,200			\$43,200	
539	Wood	Restroom Remodeling	\$18,000	\$32,100		\$50,100	
539	Wood	Science & Tech. Building	\$354,500	\$1,795,500		\$2,150,000	
539	Wood	Site Acquisition	\$118,000			\$118,000	
539	Wood	Site Acquisition	\$1,275,000			\$1,275,000	
539	Wood	Site Preparation	\$59,424			\$59,424	
539	Wood	STC Lower Level Remodeling	\$245,000			\$245,000	
539	Wood	STC New Parking Lot	\$182,000			\$182,000	
539	Wood	STC Road and Parking Area	\$266,000			\$266,000	
539	Wood	Structural Improvements	\$233,631			\$233,631	
		Subtotal	\$7,548,175	\$14,146,508	\$0	\$21,694,683	\$0

*If different than Approved/Final Project Cost

SOURCE OF DATA: ICCB Records

Illinois Community College Board

Table V-13

BUDGETED REVENUE FOR PERMENANT COMMUNITY COLLEGE FACILITIES
UNDER CONSTRUCTION OR PLANNED AS OF FEBRUARY 2004

<u>Distirct #</u>	<u>District/College Name</u>	<u>Project Name</u>	<u>Local Funding</u>	<u>State Funding</u>	<u>Total Project Budget</u>
503	Black Hawk	ADA Improvements	\$88,800		\$88,800
503	Black Hawk	Asbestos Abatement (Class & Lecture Rooms)	\$194,700		\$194,700
503	Black Hawk	Boiler Replacement-Quad Cities Campus	\$604,978		\$604,978
503	Black Hawk	Chiller Replacements-Building 3	\$269,000		\$269,000
503	Black Hawk	Concrete Roadway/Storm Sewer replacements/QC	\$126,990		\$126,990
503	Black Hawk	Drainage/Sidewalk Improvements/ EC quad area	\$86,280		\$86,280
503	Black Hawk	Electrical& Ext. Lighting Upgrades Campuswide	\$173,500		\$173,500
503	Black Hawk	Energy Conservation-Quad Cities Campus	\$132,451		\$132,451
503	Black Hawk	Energy Mgmt/Air Qual. Upgrades	\$574,000		\$574,000
503	Black Hawk	Entry Stairs and Bridge improvements	\$172,480		\$172,480
503	Black Hawk	Indoor Air Quality Testing	\$36,300		\$36,300
503	Black Hawk	Kewanee Agricultural Center Ph II		\$800,000	\$800,000
503	Black Hawk	Kewanee Community Educational Center	\$3,374,100		\$3,374,100
503	Black Hawk	Life Safety Upgrades	\$126,500		\$126,500
503	Black Hawk	Parking Lot & Roadway Replacments	\$1,295,000		\$1,295,000
503	Black Hawk	Parking Lot/Entry Drive Replacement/Upgrade	\$328,213		\$328,213
503	Black Hawk	Ramp,Sidewalks,& Stairs at EC A-Wing Entrance	\$55,620		\$55,620
503	Black Hawk	Roof Replacements-EC Buildings 1, 2, 3, 4	\$124,974		\$124,974
503	Black Hawk	Roof Restoration in Moline	\$598,400		\$598,400
503	Black Hawk	Sidewalk, stairs, & lighting at QC lot #4	\$939,447		\$939,447
503	Black Hawk	Sidewalk,Drainage,Parking Lot(Phase 2)	\$739,300		\$739,300
503	Black Hawk	Tuckpointing & Exterior wall upgrades	\$473,200		\$473,200
503	Black Hawk	Tunnel Waterproofing/Concrete Repair	\$88,500		\$88,500
508	CCC-Kennedy King	Land Acquisition/Demolition of KKC Building		\$4,000,000	\$4,000,000
508	Kennedy King	Remodel Culinary Arts Program	\$3,625,000	\$10,875,000	\$14,500,000
508	CCC-Malcom X	Allied Health Remodeling	\$1,512,000	\$4,539,000	\$6,051,000
508	CCC-Olive-Harvey	New Building-planning	\$333,333	\$1,000,000	\$1,333,333
508	CCC-Richard J. Daley	Industrial Technology Center-Partial Funding	\$1,471,000	\$4,413,000	\$5,884,000
508	Chicago-Districtwide	Remodeling for Workforce Preparation Centers	\$1,287,000	\$3,862,000	\$5,149,000
508	Chicago-Districtwide	Sidewalk and Parking Lot Improvements		\$8,000,000	\$8,000,000
508	Chicago-Districtwide	TV Digitalization Infrastructure		\$2,443,332	\$2,443,332
507	Danville	Asphalt Repair/Paving-Trucking & Serv Areas		\$177,655	\$177,655
507	Danville	Bremer Conference Center Remodeling	\$333,333	\$1,000,000	\$1,333,333
507	Danville	Chiller Replacements in Clock Tower Center	\$360,000		\$360,000
507	Danville	Entrance Drive Asphaltng		\$149,000	\$149,000
502	DuPage	Fire Alarm System Upgrade	\$590,407	\$609,593	\$1,200,000
502	DuPage	Instructional Center HVAC Upgrades	\$0	\$2,228,000	\$2,228,000
509	Elgin	Bldg/Land Acquisition- 1741 Fleetwood Dr.	\$577,400		\$577,400
509	Elgin	Culinary Arts Addition	\$3,000,000		\$3,000,000
509	Elgin	Events Center Addition/Renovation	\$6,747,000		\$6,747,000
509	Elgin	Roof Replacement on Math & Science Center		\$160,000	\$160,000
509	Elgin	Student Resource Center Addition & Remodeling	\$4,745,000		\$4,745,000
509	Elgin	Student Resource Center Reroofing		\$268,000	\$268,000
512	Harper	ADA Automatic Door Openers	\$95,000		\$95,000
512	Harper	Asbestos Abatement-Campus Wide	\$300,000		\$300,000
512	Harper	Boiler,Condensate,Emerg Generator Replacement		\$950,000	\$950,000
512	Harper	Cafeteria Washroom Renovation	\$89,380		\$89,380
512	Harper	Campus Wide Asbestos Abatement- Phase II	\$300,000		\$300,000

Illinois Community College Board

Table V-13

BUDGETED REVENUE FOR PERMENANT COMMUNITY COLLEGE FACILITIES
UNDER CONSTRUCTION OR PLANNED AS OF FEBRUARY 2004

<u>Distirct #</u>	<u>District/College Name</u>	<u>Project Name</u>	<u>Local Funding</u>	<u>State Funding</u>	<u>Total Project Budget</u>
512	Harper	Fire Alarm Replacement	\$200,000		\$200,000
512	Harper	Fire Alarm Replacement Ph. II	\$400,000		\$400,000
512	Harper	HVAC Upgrades Blding P	\$206,460		\$206,460
512	Harper	Masonry Tuckpointing on Buildings I,J & S	\$50,000		\$50,000
512	Harper	Masonry Tuckpointing-Bldings A & B	\$291,448		\$291,448
512	Harper	Multi-Purpose Instructional Bldg./Renovations	\$7,372,900	\$7,173,200	\$14,546,100
512	Harper	Northeast Center (NEC) 1999 PHS Alterations	\$1,278,500		\$1,278,500
512	Harper	Plumbing System/Cross Connection Controls	\$300,000		\$300,000
512	Harper	Roof Repairs on Buildings C & P	\$50,000		\$50,000
512	Harper	Roof Repairs-A, B, & C	\$629,996		\$629,996
512	Harper	Science,Emerging Tech, & Health Care Bldgs	\$95,219,599		\$95,219,599
512	Harper	Sidewalk Repairs	\$63,548		\$63,548
512	Harper	Sidewalk Replacement	\$569,748		\$569,748
512	Harper	Sidewalk Replacement	\$272,152		\$272,152
512	Harper	Site Development		\$606,000	\$606,000
512	Harper	Stair Tread Replacement	\$148,995		\$148,995
512	Harper	Stair Tread Replacement	\$150,000		\$150,000
512	Harper	Tunnel Repairs	\$250,000		\$250,000
512	Harper	Utilities Tunnel and Sewer Upgrade		\$613,417	\$613,417
512	Harper	Utility Tunnel Repairs	\$248,325		\$248,325
512	Harper	Walking Brudge and ADA Sidewalk Improvements	\$91,400		\$91,400
512	Harper	Washroom Upgrade-NEC	\$267,500		\$267,500
540	Heartland	Exterior Lighting & Sidewalk Safety Project	\$144,100		\$144,100
540	Heartland	Phase I Campus Development	\$5,738,600	\$23,515,900	\$29,254,500
540	Heartland	Security Monitoring Expansion 2005	\$241,800		\$241,800
540	Heartland	Workforce Development Center	\$4,493,100	\$13,479,400	\$17,972,500
519	Highland	Retention Pond Shoreline Stabilization	\$65,000		\$65,000
519	Highland	Roof Replacements-Sport Ctr,SCC,Maint Blding	\$485,400		\$485,400
519	Highland	Sidewalk & Replacement Upgrade-Campus wide	\$309,800		\$309,800
519	Highland	Sidewalk Replacement/Upgrade	\$70,600		\$70,600
514	Illinois Central	Campus Security System Improvements-Ph I	\$80,000		\$80,000
514	Illinois Central	Chilled Water System Upgrades	\$199,000		\$199,000
514	Illinois Central	Door Replacement & Hardware Upgrade- North	\$75,000		\$75,000
514	Illinois Central	Elevator Upgrades	\$165,000		\$165,000
514	Illinois Central	Exterior Lighting Upgrades-Phase II	\$149,000		\$149,000
514	Illinois Central	Fire Alarm Improvements-Phase I North Campus	\$75,000		\$75,000
514	Illinois Central	Fire Alarm System Upgrades-Arbor Hall	\$126,400		\$126,400
514	Illinois Central	Fire Alarm System Upgrades-Exterior Speakers	\$40,000		\$40,000
514	Illinois Central	Fire Door Hardware & Security Upgrades	\$75,000		\$75,000
514	Illinois Central	Fire Door Hardware & Security Upgrades-Phase	\$50,000		\$50,000
514	Illinois Central	Fire Retardant Curtain Replacement	\$52,000		\$52,000
514	Illinois Central	Fire Sprinkler Upgrades-Arbor Hall	\$212,500		\$212,500
514	Illinois Central	Laboratory Exhaust System Replacement	\$200,000		\$200,000
514	Illinois Central	Library/Administration Remodeling		\$406,285	\$406,285
514	Illinois Central	Life Safety Renovations-TK Building	\$2,039,527		\$2,039,527
514	Illinois Central	Loading Dock Repair	\$43,000		\$43,000
514	Illinois Central	Manufacturing Technology Center		\$16,224,000	\$16,224,000
514	Illinois Central	Parking Lot A & B Life Safety	\$320,000		\$320,000

Illinois Community College Board
Table V-13
BUDGETED REVENUE FOR PERMENANT COMMUNITY COLLEGE FACILITIES
UNDER CONSTRUCTION OR PLANNED AS OF FEBRUARY 2004

<u>Distirct #</u>	<u>District/College Name</u>	<u>Project Name</u>	<u>Local Funding</u>	<u>State Funding</u>	<u>Total Project Budget</u>
514	Illinois Central	Parking Lots A&B - Phase II	\$1,450,000		\$1,450,000
514	Illinois Central	Parking lots A&B-Phase III East Campus	\$208,300		\$208,300
514	Illinois Central	Pedestrian Bridge/ ADA Improvements		\$184,488	\$184,488
514	Illinois Central	Roof Replacement Blding D, ICC-North	\$235,400		\$235,400
514	Illinois Central	Roof Replacement-Arbor and Elm Hall	\$534,800		\$534,800
514	Illinois Central	Roof Replacement-Buildings C & B2 ICC North	\$549,960		\$549,960
514	Illinois Central	Roof Replacements-Variou Bldings	\$295,000		\$295,000
514	Illinois Central	Sanitary Sewer Rehabilitation Ph. I	\$110,000		\$110,000
514	Illinois Central	Science Lab Upgrades	\$190,000		\$190,000
514	Illinois Central	Site lighting Improvements-ICC North Camous	\$75,000		\$75,000
514	Illinois Central	Storm Sewer Repairs	\$55,000		\$55,000
529	Illinois Eastern	District Wide Improvements-FY 03 Cap Renewal		\$298,400	\$298,400
529	Illinois Eastern	Fire Alm/Lighting Upgrades at OCC,WVC,& FCC	\$554,180		\$554,180
529	Illinois Eastern	FY 2004 Capital Renewal Improvements		\$194,295	\$194,295
529	Illinois Eastern	HVAC Upgrade & Data Center Acoustics	\$39,325		\$39,325
529	Illinois Eastern	Sidewalk Replacement/Upgrade	\$88,330		\$88,330
529	IECC-Frontier	Remodel Workforce Development Center	\$266,300		\$266,300
529	IECC-Frontier	Roadway/Parking Safety & Access	\$193,600		\$193,600
529	IECC-Lincoln Trail	Carpet Replacement	\$225,060		\$225,060
529	IECC-Olney Central	Stairwell Improvements & Lighting Replacement		\$129,617	\$129,617
529	IECC-Wabash Valley	Ceiling Replacement Science/Theater/Library	\$173,030		\$173,030
529	IECC-Wabash Valley	Roof Replacement Science Building	\$325,200		\$325,200
513	Illinois Valley	Accessibility Project-Add Elevator in Gym	\$312,000		\$312,000
513	Illinois Valley	ADA Bookstore/Cashier Area Improvements	\$77,245		\$77,245
513	Illinois Valley	ADA Signage Compliance	\$30,000		\$30,000
513	Illinois Valley	ADA Structural Changes-3rd Floor Connections	\$1,171,146		\$1,171,146
513	Illinois Valley	Air Handler/Duct Upgrades-D & E	\$167,786		\$167,786
513	Illinois Valley	Air/Moisture Infiltration Ph.VI	\$255,991		\$255,991
513	Illinois Valley	Asbestos Abatement - Building C		\$6,000,000	\$6,000,000
513	Illinois Valley	Asbestos Removal-Bookstore	\$200,400		\$200,400
513	Illinois Valley	Asbestos/Maintenance Bldg.	\$32,040		\$32,040
513	Illinois Valley	Boiler and Pump Replacement - Blding E	\$215,500		\$215,500
513	Illinois Valley	Campus Wide Security/Surveillance System	\$359,170		\$359,170
513	Illinois Valley	Ceiling & Light Replacement: Bldings D & E	\$129,648		\$129,648
513	Illinois Valley	Central Exhaust System for Welding Shop	\$75,000		\$75,000
513	Illinois Valley	College Emergency Warning System	\$325,000		\$325,000
513	Illinois Valley	College Emergency Warning System Ph. II	\$250,000		\$250,000
513	Illinois Valley	Compressor Chiller Replacements (Bldings A-E)	\$471,225		\$471,225
513	Illinois Valley	Control Systems Upgrade	\$220,000		\$220,000
513	Illinois Valley	Elevator Installations at Bldings A & E	\$180,000		\$180,000
513	Illinois Valley	Energy Mgmt.System Upgrade	\$125,000		\$125,000
513	Illinois Valley	Exterior ADA Compliance	\$325,000		\$325,000
513	Illinois Valley	HVAC Air System- Bldings A,B,C	\$4,723,714		\$4,723,714
513	Illinois Valley	HVAC Rework for Bldgs A,B,C	\$325,000		\$325,000
513	Illinois Valley	Indoor Air Quality Project	\$30,000		\$30,000
513	Illinois Valley	Light & Pole Replacement (street side)	\$180,000		\$180,000
513	Illinois Valley	Preheat & Cooling Coils Replacements (A-G)	\$155,200		\$155,200
513	Illinois Valley	Remodeling for Lab and Classroom Space	\$325,000		\$325,000

Illinois Community College Board

Table V-13

BUDGETED REVENUE FOR PERMENANT COMMUNITY COLLEGE FACILITIES
UNDER CONSTRUCTION OR PLANNED AS OF FEBRUARY 2004

<u>Distirct #</u>	<u>District/College Name</u>	<u>Project Name</u>	<u>Local Funding</u>	<u>State Funding</u>	<u>Total Project Budget</u>
513	Illinois Valley	Repair/Replace Roads & Paving		\$550,000	\$550,000
513	Illinois Valley	Replace of all A/C for Gym & Cultural Center	\$140,000		\$140,000
513	Illinois Valley	Replacement of Kewanee & Iron Fireman Boilers	\$435,000		\$435,000
513	Illinois Valley	Roof Replacements Bldings A,B,C,D,E,G	\$401,174		\$401,174
513	Illinois Valley	Roof Replacements on Bldings 6 & 12	\$30,000		\$30,000
513	Illinois Valley	Security Upgrade (Card Readers & Cameras)	\$218,000		\$218,000
513	Illinois Valley	Wiring Modif. & Fire Damper-Bldings D/E- Ph I	\$132,000		\$132,000
525	Joliet	Elevator Modernization -Bldings A,B & J		\$416,220	\$416,220
525	Joliet	Entrance Ramp Replacement -J Building	\$600,000		\$600,000
525	Joliet	Exterior Wall Deterioration Repairs	\$180,000		\$180,000
525	Joliet	Land Acquis for parking at 269 N. Chicago	\$285,000		\$285,000
525	Joliet	Lighting Improvements	\$285,000		\$285,000
525	Joliet	Renovate Water Heating System	\$408,968		\$408,968
525	Joliet	Roof Repairs/Replacements-Ph. II -Main Campus	\$600,000		\$600,000
525	Joliet	Roof Replacements Phase I - Main Campus	\$600,000		\$600,000
525	Joliet	Unit Ventilators Replacement in Building K	\$200,000		\$200,000
525	Joliet	Window Repairs & Replacement on Main Campus	\$200,000		\$200,000
520	Kankakee	Asbestos Abatement in Building L	\$182,500		\$182,500
520	Kankakee	Fine Arts and Applied Technology Center	\$1,344,000	\$6,732,000	\$8,076,000
520	Kankakee	HVAC Upgrade in Activities Center		\$339,900	\$339,900
520	Kankakee	Workforce Development Center		\$7,000,000	\$7,000,000
501	Kaskaskia	ADA Signage (Campus Wide)	\$72,160		\$72,160
501	Kaskaskia	ADA Stair/Balcony/Handrail/Egress Upgrades	\$122,663		\$122,663
501	Kaskaskia	Cafeteria Addition	\$649,191		\$649,191
501	Kaskaskia	Concrete Foot Bridge Repair and Recoat	\$52,245		\$52,245
501	Kaskaskia	Drainage & Accessibility -North of Gymnasium	\$70,000		\$70,000
501	Kaskaskia	East Parking lot Safety Repairs	\$100,000		\$100,000
501	Kaskaskia	Emergency Generator in Gymnasium Building	\$65,000		\$65,000
501	Kaskaskia	Fine Arts Addition	\$312,836		\$312,836
501	Kaskaskia	Health and Professional Careers Center	\$2,486,100	\$7,986,900	\$10,473,000
501	Kaskaskia	Heating System Improvements	\$63,000		\$63,000
501	Kaskaskia	Lighting & Ceiling Replacement in Gymnasium	\$105,000		\$105,000
501	Kaskaskia	Mechanical Repairs/Improvements (Campus Wide)	\$1,900,000		\$1,900,000
501	Kaskaskia	Roof Replacement Administration Building	\$159,122		\$159,122
501	Kaskaskia	Sidewalk Repairs and Entry Plaza Pavers	\$180,480		\$180,480
501	Kaskaskia	Technology Blding Addition	\$661,807		\$661,807
501	Kaskaskia	Unit Ventilator Replacement in Library Blding	\$137,000		\$137,000
523	Kishwaukee	Early Childhood Development Center Building	\$315,000	\$1,200,000	\$1,515,000
523	Kishwaukee	North Parking Lot Replacement		\$1,113,442	\$1,113,442
523	Kishwaukee	RAMP, Restrooms, & Chairlift Upgrades/Mods.		\$88,254	\$88,254
532	Lake County	Entrance Modifications- Southlake Campus	\$68,500		\$68,500
532	Lake County	Fire & Emergency Response System Renovations	\$113,000		\$113,000
532	Lake County	Fire Protection System	\$65,000		\$65,000
532	Lake County	Lakeshore ADA Door Replacements		\$25,000	\$25,000
532	Lake County	Parking Lot #4 Pavement Repairs		\$684,020	\$684,020
532	Lake County	Provide Emergency Generator for C Wing		\$238,000	\$238,000
532	Lake County	Roof Replacement - Lakeshore South Building	\$132,000		\$132,000
532	Lake County	South Lake Classroom Building Construction	\$10,000,000		\$10,000,000

Illinois Community College Board

Table V-13

BUDGETED REVENUE FOR PERMENANT COMMUNITY COLLEGE FACILITIES
UNDER CONSTRUCTION OR PLANNED AS OF FEBRUARY 2004

<u>Distirct #</u>	<u>District/College Name</u>	<u>Project Name</u>	<u>Local Funding</u>	<u>State Funding</u>	<u>Total Project Budget</u>
532	Lake County	Technology Building Construction-Phase II	\$6,403,000	\$26,504,000	\$32,907,000
532	Lake County	Tuckpointing and Sealant Repair - A/B Wings	\$156,000		\$156,000
532	Lake County	Water Main Improvements at Grayslake Campus		\$326,500	\$326,500
532	Lake County	Waterproofing (west side) Lake Shore South	\$72,000		\$72,000
532	Lake County	Waukegan Univ Ctr. Acquis/Remodeling	\$3,250,000		\$3,250,000
532	Lake County	Window (exterior) Sealant Replacement	\$560,000		\$560,000
532	Lake County	Window Retrofits A/B Wings	\$174,000		\$174,000
517	Lake Land	Accessibility/Infrastructure to Field House	\$435,000		\$435,000
517	Lake Land	Classroom (4) Tiered Seating Renovation		\$129,200	\$129,200
517	Lake Land	Electrical Improvements -Classroom Building	\$278,000		\$278,000
517	Lake Land	HVAC Pipe Replacement/Finishes Rehab- NE Bld	\$412,500		\$412,500
517	Lake Land	HVAC upgrade & Floor Finishes in Student Ctr.	\$435,000		\$435,000
517	Lake Land	Parking Lot Modifs Improvements -NE Lot/Road	\$50,000		\$50,000
517	Lake Land	Pedestrian Way Improvements -Ball Field	\$48,000		\$48,000
517	Lake Land	Roadway & Drainage Improvements	\$162,000		\$162,000
517	Lake Land	Student Center Adm Offices Renovation		\$278,000	\$278,000
517	Lake Land	Student Services Building Addition	\$2,240,500	\$6,721,600	\$8,962,100
517	Lake Land	Technology Blding (Ctr for Tech Ed)	\$191,700	\$575,000	\$766,700
536	Lewis and Clark	Allied Health/Math Blding Ph II	\$3,375,000	\$10,125,000	\$13,500,000
536	Lewis and Clark	Carlinville Regional Education Center	\$300,000	\$900,000	\$1,200,000
536	Lewis and Clark	Energy Conservation/Code Compliance/Various	\$2,975,000		\$2,975,000
536	Lewis and Clark	Hatheway Hall Art Gallery & North Rd Entrance		\$817,103	\$817,103
536	Lewis and Clark	N.O. Nelson Site Development	\$4,187,500	\$15,624,100	\$19,811,600
526	Lincoln Land	ADA Exterior and Interior Signage		\$100,000	\$100,000
526	Lincoln Land	East Entrance and Exit	\$339,400		\$339,400
526	Lincoln Land	Elevator Cylinder/ Onboard Comm.Sys. Upgrades	\$338,400		\$338,400
526	Lincoln Land	EREC Welding Lab Ventilation Rehab	\$244,693		\$244,693
526	Lincoln Land	Exterior Curtain Wall Replacement	\$1,258,259		\$1,258,259
526	Lincoln Land	Logan Hall PHS Structural Improvements	\$1,807,489		\$1,807,489
526	Lincoln Land	Mason Hall PHS Structural Improvements	\$294,050		\$294,050
526	Lincoln Land	Mercury Abatement and Gym Floor Replacement	\$210,600		\$210,600
526	Lincoln Land	Millenium Center Conference Room Addition	\$313,000	\$939,000	\$1,252,000
526	Lincoln Land	Sangamon/Menard Hall Renovations	\$904,200	\$3,777,700	\$4,681,900
526	Lincoln Land	Taylorville Regional Center Expansion	\$272,100	\$816,300	\$1,088,400
530	Logan	Accessibility Compliance Work- Phase II	\$177,386		\$177,386
530	Logan	Accessibility Work in O'Neil Auditorium	\$90,800		\$90,800
530	Logan	Floor Tile & Mastic Replacement	\$100,400		\$100,400
530	Logan	Mechanical & Electrical Upgrades Campus-Wide	\$457,100		\$457,100
530	Logan	Mechanical and Electrical Upgrade	\$1,167,650		\$1,167,650
530	Logan	Roof and Parapet Repairs	\$224,200		\$224,200
530	Logan	Roof Replacement - Building D	\$124,073		\$124,073
530	Logan	Stair Tread and Riser Replacement	\$42,350		\$42,350
530	Logan	Transformer Replacement	\$96,800		\$96,800
530	Logan	Transformer Replacements-OFC & Lift Station	\$145,200		\$145,200
530	Logan	Workforce/Community Education Facility		\$8,382,000	\$8,382,000
528	McHenry	Blding A Elevator Improvements		\$24,000	\$24,000
528	McHenry	Classroom/Student Services Building	\$3,181,000	\$8,544,000	\$11,725,000
528	McHenry	Computer Room A/C and Control Replacement		\$80,000	\$80,000

Illinois Community College Board

Table V-13

BUDGETED REVENUE FOR PERMENANT COMMUNITY COLLEGE FACILITIES
UNDER CONSTRUCTION OR PLANNED AS OF FEBRUARY 2004

<u>Distirct #</u>	<u>District/College Name</u>	<u>Project Name</u>	<u>Local Funding</u>	<u>State Funding</u>	<u>Total Project Budget</u>
528	McHenry	Library Renovations		\$112,000	\$112,000
528	McHenry	Multi Purpose Room Floor Replacement		\$200,000	\$200,000
528	McHenry	Shamrock Lane Land & Property Acquisition	\$3,560,000		\$3,560,000
524	Moraine Valley	ADA Gym Bleacher Replacement -Blding G	\$177,000		\$177,000
524	Moraine Valley	Air Handler Replacement at Building B	\$902,600		\$902,600
524	Moraine Valley	Air Handler Replacement -Building L	\$812,650		\$812,650
524	Moraine Valley	Air Handler Replacement in Building L	\$812,650		\$812,650
524	Moraine Valley	Classroom/Bookstore Facility	\$1,272,367	\$8,809,200	\$10,081,567
524	Moraine Valley	Fire Sprinkler Upgrade- Buildings B & G	\$700,000		\$700,000
524	Moraine Valley	Learning Resources Center Remodeling		\$1,105,100	\$1,105,100
524	Moraine Valley	Temporary Facilities Replacement	\$900,000	\$2,700,000	\$3,600,000
527	Morton	Building Envelope Improvements	\$1,000,000		\$1,000,000
527	Morton	Building Envelope Repairs	\$214,300	\$3,951,700	\$4,166,000
527	Morton	East Side Site Development	\$2,463,000		\$2,463,000
527	Morton	Parking Lots,Roadways, Walkways Replacement	\$1,000,000		\$1,000,000
535	Oakton	Emergency Warning/Security Camera Upgrade	\$210,000		\$210,000
535	Oakton	Lavatory Renovations - Phase IV		\$350,000	\$350,000
535	Oakton	Lavoratory Restorations -Phase III		\$371,500	\$371,500
535	Oakton	Ray Hartstein Addition-Phase II	\$2,527,000	\$7,581,000	\$10,108,000
535	Oakton	Ray Hartstein Campus Expansion	\$3,762,000		\$3,762,000
505	Parkland	ADA Handrailings Phase II	\$75,000		\$75,000
505	Parkland	Agricultural Greenhouse Addition	\$350,000		\$350,000
505	Parkland	Boiler Replacements (in wings B, M, &, X		\$300,000	\$300,000
505	Parkland	Campus Computer Safety Monitoring Sys - Ph I	\$80,000		\$80,000
505	Parkland	Campus Computer Safety Monitoring Sys- Ph III	\$80,000		\$80,000
505	Parkland	Chemical Containment & Storage-Grounds	\$50,000		\$50,000
505	Parkland	Drainage Improvements Phase V	\$1,400,000		\$1,400,000
505	Parkland	Drainage Inprovements -Phase VI	\$1,650,000		\$1,650,000
505	Parkland	Electrical System Upgrades	\$258,000		\$258,000
505	Parkland	Exterior Door Upgrade Phase III	\$100,000		\$100,000
505	Parkland	Exterior Facility Renovation Phase I		\$185,000	\$185,000
505	Parkland	Illinois Equestrian Center Ph I	\$3,800,000		\$3,800,000
505	Parkland	Masonry Repair and Renovation		\$100,000	\$100,000
505	Parkland	Restroom Remodeling Phase I		\$260,000	\$260,000
505	Parkland	Rooftop Cupalow Removal		\$100,000	\$100,000
505	Parkland	Security Monitoring System Phase II	\$80,000		\$80,000
505	Parkland	Storage Tank Modifications	\$120,000		\$120,000
515	Prairie State	ADA Facilities Compliance	\$2,412,810		\$2,412,810
515	Prairie State	Adult Train/Outreach Center(see proj#08-0198)	\$114,000	\$13,810,800	\$13,924,800
515	Prairie State	Biology Labs Safety/Accessibility Compliance	\$695,040		\$695,040
515	Prairie State	Counseling Remodel & Info.Ctr. Relocation		\$658,800	\$658,800
515	Prairie State	Courtyard Addition-Financial Aid Services	\$949,700		\$949,700
515	Prairie State	Health Education Center (see proj#0006-0396)	\$5,216,534		\$5,216,534
515	Prairie State	Health,Fitness,Recreation Complex	\$9,707,000		\$9,707,000
515	Prairie State	Matteson Area Center Acquisition	\$2,596,300		\$2,596,300
515	Prairie State	Renovation of "K" & Main Bldg	\$394,260		\$394,260
521	Rend Lake	ADA Lift Replacement and Door Hardware	\$40,000		\$40,000
521	Rend Lake	Blding Locks & Security Devices-Phase I	\$33,311		\$33,311

Illinois Community College Board

Table V-13

BUDGETED REVENUE FOR PERMENANT COMMUNITY COLLEGE FACILITIES
UNDER CONSTRUCTION OR PLANNED AS OF FEBRUARY 2004

<u>Distirct #</u>	<u>District/College Name</u>	<u>Project Name</u>	<u>Local Funding</u>	<u>State Funding</u>	<u>Total Project Budget</u>
521	Rend Lake	Career & Applied Technology Center Addition	\$1,239,537	\$1,502,600	\$2,742,137
521	Rend Lake	Early Notification Warning System	\$210,800		\$210,800
521	Rend Lake	Emergency Power Distribution Sys Improvements	\$46,000		\$46,000
521	Rend Lake	Gutter and Downspout Replacements	\$255,439		\$255,439
521	Rend Lake	Remodel for Technolgy Training Area	\$33,300	\$255,512	\$288,812
521	Rend Lake	Roof Replacement-Theater Building	\$68,000		\$68,000
521	Rend Lake	Site Lighting Improvements	\$45,000		\$45,000
521	Rend Lake	Student Center Kitchen Renovation (culinary)		\$305,863	\$305,863
537	Richland	Agribusiness & Occupational Technologies Bld	\$727,000	\$2,182,000	\$2,909,000
537	Richland	Boiler Room Modifications	\$93,900		\$93,900
537	Richland	Electrical Systems Modifications	\$37,800		\$37,800
537	Richland	HVAC Upgrade	\$538,000		\$538,000
537	Richland	Indoor Air Quality	\$1,933,895		\$1,933,895
537	Richland	Mueller Student Center Renovations		\$271,200	\$271,200
537	Richland	Roof Repairs	\$497,400		\$497,400
537	Richland	Sidewalk Replacements	\$118,800		\$118,800
537	Richland	Steam System Modifications	\$63,600		\$63,600
537	Richland	Technology/Health Occupations Additions	\$2,313,000	\$6,939,000	\$9,252,000
511	Rock Valley	Accessibility Remodeling-Admin Blding E	\$79,200		\$79,200
511	Rock Valley	ADA Improvements-Spring Brook Office Bldg	\$38,000		\$38,000
511	Rock Valley	ADA Renovations-Student Center	\$885,000		\$885,000
511	Rock Valley	Arts Instructional Center-partial funding	\$3,375,900	\$10,127,800	\$13,503,700
511	Rock Valley	Asbestos Abatement -Stenstrom Ctr Classrooms	\$72,660		\$72,660
511	Rock Valley	Bleacher & Grandstand Code Modifications	\$66,918		\$66,918
511	Rock Valley	Electrical Syst Campus-Wide Upgrade/Modif	\$302,000		\$302,000
511	Rock Valley	Elevator Installation in PE Center	\$206,500		\$206,500
511	Rock Valley	Elevator Renovations-CL1, CL2, & ERC	\$148,300		\$148,300
511	Rock Valley	Emergency Generator Replacement-Stenstrom Ctr	\$47,200		\$47,200
511	Rock Valley	Energy Conservation/Lighting Renovation-CLR	\$43,800		\$43,800
511	Rock Valley	Lighting Renovations-CL1, CL2, & ERC	\$100,100		\$100,100
511	Rock Valley	Parking Lot Drainage Improvements -Aviat Ctr	\$69,700		\$69,700
511	Rock Valley	Pedestrian Bridge Repair	\$277,532		\$277,532
511	Rock Valley	Replacement of Chillers	\$1,877,413		\$1,877,413
511	Rock Valley	Sewer Connection-Falcon Road Center	\$32,280		\$32,280
511	Rock Valley	Student Center Remodeling and Addition	\$4,590,000		\$4,590,000
511	Rock Valley	Support Services Storage Blding	\$310,300		\$310,300
511	Rock Valley	Theater Remodeling/Expansion	\$8,000,000		\$8,000,000
518	Sandburg	Allied Health Building Construction	\$1,364,540		\$1,364,540
518	Sandburg	Child Care Facility-Carthage	\$215,245		\$215,245
518	Sandburg	Code Compliance in Lower E- Wing	\$138,362		\$138,362
518	Sandburg	Customer Service Area Renovation-Galesburg(E)	\$80,486	\$439,594	\$520,080
518	Sandburg	Dental hygiene Building Tuckpointing	\$109,080		\$109,080
518	Sandburg	Renovate Space for Adult Educ & Family Litera	\$621,144		\$621,144
518	Sandburg	Renovate Space for CABI Prog on Main Street	\$431,504		\$431,504
518	Sandburg	Renovate Space for Cosmetology Prog-Main Str.	\$195,800		\$195,800
518	Sandburg	Road/Dock Resurfacing		\$35,150	\$35,150
506	Sauk Valley	ADA-Accessible Doorways		\$95,641	\$95,641
506	Sauk Valley	Electrical Upgrades/Basement& Rooftop Equip	\$43,000		\$43,000

Illinois Community College Board

Table V-13

BUDGETED REVENUE FOR PERMENANT COMMUNITY COLLEGE FACILITIES
UNDER CONSTRUCTION OR PLANNED AS OF FEBRUARY 2004

<u>Distirct #</u>	<u>District/College Name</u>	<u>Project Name</u>	<u>Local Funding</u>	<u>State Funding</u>	<u>Total Project Budget</u>
506	Sauk Valley	Elevator Improvements - Code Requirements	\$198,800		\$198,800
506	Sauk Valley	Parking Lot & Sidewalk Improvements	\$112,000		\$112,000
506	Sauk Valley	Roof Replacement T2 & Admissions Ratio Roof	\$104,500		\$104,500
506	Sauk Valley	Roof Replacement T2	\$450,500		\$450,500
506	Sauk Valley	Roof Restoration - Buildings T1 & T2	\$129,010		\$129,010
506	Sauk Valley	Science Lab Renovations		\$865,374	\$865,374
506	Sauk Valley	Storm Sewer Outfall Structures Repair	\$172,000		\$172,000
506	Sauk Valley	T-1 Modifications - Local of RAMP project	\$100,742		\$100,742
506	Sauk Valley	Window Replacement Project	\$231,500		\$231,500
531	Shawnee	Lighting Upgrade-Campus Entrance	\$193,600		\$193,600
531	Shawnee	Metropolis Regional Education Center	\$745,500	\$2,263,500	\$3,009,000
531	Shawnee	Replace HVAC Ducts and Fire Alarms	\$1,099,800		\$1,099,800
510	South Suburban	Courtyard Window Replacement & Related Work	\$247,000		\$247,000
510	South Suburban	Elevator Upgrades	\$64,000		\$64,000
510	South Suburban	Flood Water Retention		\$437,000	\$437,000
510	South Suburban	Gym/Facilities Renovation	\$312,500	\$937,500	\$1,250,000
510	South Suburban	Micro Biology Lab Renovation (Code Upgrades)	\$325,000		\$325,000
510	South Suburban	Performing Arts Center-selected improvements		\$281,880	\$281,880
510	South Suburban	Restroom Renovations-Main Building		\$245,000	\$245,000
510	South Suburban	West Roadway Renovation		\$127,349	\$127,349
533	Southeastern	Lecture Hall Renovations		\$372,300	\$372,300
533	Southeastern	Robert Gregg Technology Center Renov & Addit	\$1,278,500	\$3,823,300	\$5,101,800
533	Southeastern	Water Tank Refurbishing	\$95,532		\$95,532
522	Southwestern	Academic Building w/Bookstore	\$2,580,200	\$7,740,600	\$10,320,800
522	Southwestern	Aluminum Wiring Ph II-Bellev	\$493,440		\$493,440
522	Southwestern	Art Dept Code & Storage Code Upgrades	\$350,000		\$350,000
522	Southwestern	Asbestos Floor Tile Replacement-PSOP Center	\$175,600		\$175,600
522	Southwestern	Asbestos Tile Flooring Removal	\$777,950		\$777,950
522	Southwestern	Cafeteria/Code Corrections	\$667,900		\$667,900
522	Southwestern	Cafeteria/Kitchen Renovation		\$417,338	\$417,338
522	Southwestern	Campus 200 Area Lighting-Granite City	\$70,000		\$70,000
522	Southwestern	Campus Safety Office	\$90,200		\$90,200
522	Southwestern	Campus Sidewalks-Granite City	\$129,400		\$129,400
522	Southwestern	Computer Room HVAC Upgrades - IS Room	\$77,600		\$77,600
522	Southwestern	Corridor Upgrades-Phase III- Bell. Campus	\$148,600		\$148,600
522	Southwestern	Dehumidifiers-BACC	\$91,700		\$91,700
522	Southwestern	Door Hardware Replacement-BC	\$83,770		\$83,770
522	Southwestern	Elec Renovations-Belleville	\$224,000		\$224,000
522	Southwestern	Electr Renovations Ph I-Bellev	\$192,000		\$192,000
522	Southwestern	Electrical Distribution Upgrade-Phase I	\$205,000		\$205,000
522	Southwestern	Electrical System Modifications-PSOP Center	\$38,400		\$38,400
522	Southwestern	Electrical/Mechanical Renovations-BC	\$263,350		\$263,350
522	Southwestern	Elevator Installation-PSOP Center	\$200,000		\$200,000
522	Southwestern	Fire Alarm/Warning Sys-Ph I Classrooms	\$69,400		\$69,400
522	Southwestern	Fire Alarm/Warning System-Library & Cafeteria	\$76,050		\$76,050
522	Southwestern	Fire Science Training Center	\$295,900	\$888,000	\$1,183,900
522	Southwestern	Handicapped Accessible Door Hardware	\$153,300		\$153,300
522	Southwestern	Heating & Cooling Plant Upgrade-Phase I	\$820,000		\$820,000

Illinois Community College Board

Table V-13

BUDGETED REVENUE FOR PERMENANT COMMUNITY COLLEGE FACILITIES
 UNDER CONSTRUCTION OR PLANNED AS OF FEBRUARY 2004

<u>Distirct #</u>	<u>District/College Name</u>	<u>Project Name</u>	<u>Local Funding</u>	<u>State Funding</u>	<u>Total Project Budget</u>
522	Southwestern	Incinerator Disposal-G.C. Campus	\$100,000		\$100,000
522	Southwestern	Main Campus & Red Bud Renovations	\$739,000	\$2,216,000	\$2,955,000
522	Southwestern	Main Corridor Ceiling Wiring Tray-BC	\$303,600		\$303,600
522	Southwestern	Mechanical Renovations-GC/PSOP	\$32,480		\$32,480
522	Southwestern	Mechanical Upgrades to Phase I-Belleville	\$393,300		\$393,300
522	Southwestern	North Detention Basin-Phase I	\$420,000		\$420,000
522	Southwestern	Office Ceiling/Lighting-PSOP Center	\$68,600	\$0	\$68,600
522	Southwestern	Parking Lot B Drainage-Belleville	\$531,000		\$531,000
522	Southwestern	Parking Lot Lighting-Bell. Campus	\$265,314		\$265,314
522	Southwestern	Parking Lot Lighting-Lot C	\$25,000		\$25,000
522	Southwestern	Plumbing/Mechanical Renovations BC &RBC	\$51,750		\$51,750
522	Southwestern	Renovation of Campus Are Department	\$351,000		\$351,000
522	Southwestern	Repair Broken Sidewalk & Handicap Access	\$29,700		\$29,700
522	Southwestern	Replace Ceiling, Lights, & Floors - Granite C	\$303,800		\$303,800
522	Southwestern	Replace Ceiling/Lighting-PSOP Center	\$101,228		\$101,228
522	Southwestern	Safety Repairs to Welding Dept - Belleville	\$28,800		\$28,800
522	Southwestern	Site Drainage Renovation-Parking Lot C	\$430,000		\$430,000
522	Southwestern	Toilet Room Renovation-Belleville	\$104,700		\$104,700
522	Southwestern	Tuckpointing & Refinsh Atrium Windows	\$36,300		\$36,300
534	Spoon River	ADA Door(Canton) & Entrance (Macomb) Upgrades	\$218,600		\$218,600
534	Spoon River	ADA Doors and Sidewalk Entrances	\$4	\$65,996	\$66,000
534	Spoon River	ADA Entry-Canton Campus Centers Bldg	\$214,300		\$214,300
534	Spoon River	Electrical System Upgrades	\$219,000		\$219,000
534	Spoon River	Engle Hall Renovations & Maintenance Building	\$717,000	\$2,653,000	\$3,370,000
534	Spoon River	Fire Alarm System Replacement	\$97,800		\$97,800
534	Spoon River	HVAC Work (ducts & temp controls)-Macomb	\$287,000		\$287,000
534	Spoon River	Roof Replacements-Taylor & Center Bldings	\$407,000		\$407,000
534	Spoon River	Roof Replacements-Votech Building		\$381,800	\$381,800
534	Spoon River	Stair Replacement-canton Campus Taylor	\$204,000		\$204,000
534	Spoon River	Stairwell Repairs & Upgrades	\$149,700		\$149,700
534	Spoon River	Stairwell Repairs and Upgrades-Engle	\$146,700		\$146,700
534	Spoon River	Walkway Improvement and Enclosure	\$211,000		\$211,000
504	Triton	Asbestos Abatement PH II	\$300,000		\$300,000
504	Triton	Asbestos Survey & Abatement	\$300,000		\$300,000
504	Triton	Campus Asbestos Abatement -Ph III	\$300,000		\$300,000
504	Triton	Construction Defects-LRC		\$3,800,000	\$3,800,000
504	Triton	Liberal Arts Structural Defects	\$1,015,000	\$3,687,000	\$4,702,000
504	Triton	Parking Lot Repairs		\$999,996	\$999,996
504	Triton	Potable Water Distribution System Rehab	\$220,000	\$659,000	\$879,000
504	Triton	Security System Upgrade	\$600,000		\$600,000
504	Triton	Service Tunnel Improvements	\$300,000		\$300,000
516	Waubonsee	Campus Security Upgrade	\$200,000		\$200,000
516	Waubonsee	Classroom/Training Building Construction	\$9,450,000		\$9,450,000
516	Waubonsee	Fire Alarm Upgrade-Campuswide	\$100,000		\$100,000
516	Waubonsee	Henning Academic Computer Center Expansion	\$6,360,000		\$6,360,000
516	Waubonsee	Hoyt Block Acquisitions in Aurora	\$2,470,000		\$2,470,000
516	Waubonsee	HVAC Upgrades-Dickson, Bodie, VonOhlen PhIII	\$1,499,625		\$1,499,625
516	Waubonsee	Maintenance Facility	\$2,200,000		\$2,200,000

Illinois Community College Board
Table V-13
BUDGETED REVENUE FOR PERMENANT COMMUNITY COLLEGE FACILITIES
UNDER CONSTRUCTION OR PLANNED AS OF FEBRUARY 2004

<u>Distirct #</u>	<u>District/College Name</u>	<u>Project Name</u>	<u>Local Funding</u>	<u>State Funding</u>	<u>Total Project Budget</u>
516	Waubonsee	Sanitary Sewer Rehabilitation	\$292,680		\$292,680
516	Waubonsee	Science Building	\$13,375,000		\$13,375,000
516	Waubonsee	Site Acquisition	\$800,000		\$800,000
516	Waubonsee	Sports/Fitness Center Construction	\$2,750,000		\$2,750,000
516	Waubonsee	Student Center Construction	\$12,050,000		\$12,050,000
539	Wood	ADA Accessibility Compliance	\$25,000		\$25,000
539	Wood	ADA/Code Plumbing Upgrades	\$40,200		\$40,200
539	Wood	ADA Door Modifications		\$57,000	\$57,000
539	Wood	Building D- Phase II Campus Development	\$1,812,000	\$6,536,000	\$8,348,000
539	Wood	Electrical Improvements	\$56,400		\$56,400
539	Wood	Greenhouse Addition	\$85,000		\$85,000
539	Wood	HVAC Replacement	\$240,000		\$240,000
539	Wood	Lighting Retrofits	\$103,200		\$103,200
539	Wood	New Campus-Planning	\$623,900	\$1,871,800	\$2,495,700
539	Wood	Roof Replacement on Agriculture Center		\$220,000	\$220,000
539	Wood	Security/Safety Upgrades	\$42,000		\$42,000

Source of Data: ICCB Records

Illinois Community College Board
Table V-14
CAPITAL PROJECTS UNDER CONSTRUCTION
FUNDING AUTHORIZED BY PROTECTION, HEALTH, & SAFETY LEGISLATION
AS OF FEBRUARY 2005

<u>District</u>	<u>ICCB Project #</u>	<u>Project Name</u>	<u>Approved Budget</u>
Black Hawk	503		
	T 1080-1198	Energy Mgmt/Air Qual. Upgrades	\$574,000
	T 1225-1299	Energy Conservation-Quad Cities Campus	\$132,451
	T 1226-1299	Boiler Replacement-Quad Cities Campus	\$604,978
	T 1266-1100	Asbestos Abatement (Class & Lecture Rooms)	\$194,700
	T 1267-1100	Chiller Replacements-Building 3	\$269,000
	T 1269-1100	Life Safety Upgrades	\$126,500
	T 1270-1100	Tunnel Waterproofing/Concrete Repair	\$88,500
	T 1271-1100	ADA Improvements	\$88,800
	T 1386-1101	Parking Lot & Roadway Replacments	\$1,295,000
	T 1445-1102	Roof Restoration in Moline	\$598,400
	T 1446-1102	Parking Lot/Entry Drive Replacement/Upgrade	\$328,213
	T 1447-1102	Entry Stairs and Bridge improvements	\$172,480
	T 1541-1103	Sidewalk, stairs, & lighting at QC lot #4	\$939,447
	T 1542-1103	Concrete Roadway/Storm Sewer replacements/QC	\$126,990
	T 1543-1103	Ramp,Sidewalks,& Stairs at EC A-Wing Entrance	\$55,620
	T 1544-1103	Roof Replacements-EC Buildings 1, 2, 3, 4	\$124,974
	T 1545-1103	Drainage/Sidewalk Improvements/ EC quad area	\$86,280
	T 1607-1004	Sidewalk,Drainage,Parking Lot(Phase 2)	\$739,300
	T 1608-1004	Electrical& Ext. Lighting Upgrades Campuswide	\$173,500
	T 1609-1004	Indoor Air Quality Testing	\$36,300
	T 1610-1004	Tuckpointing & Exterior wall upgrades	\$473,200
Danville	507		
	T 1570-1203	Chiller Replacements in Clock Tower Center	\$360,000
Harper	512		
	T 1068-0998	HVAC Upgrades Blding P	\$206,460
	T 1175-1199	Washroom Upgrade-NEC	\$267,500
	T 1179-1199	Northeast Center (NEC) 1999 PHS Alterations	\$1,278,500
	T 1307-1200	Plumbing System/Cross Connection Controls	\$300,000
	T 1379-1101	Sidewalk Replacement	\$569,748
	T 1381-1101	Stair Tread Replacement	\$148,995
	T 1382-1101	Utility Tunnel Repairs	\$248,325
	T 1383-1101	Sidewalk Repairs	\$63,548
	T 1384-1101	Roof Repairs-A, B, & C	\$629,996
	T 1385-1101	Cafeteria Washroom Renovation	\$89,380
	T 1457-1102	Masonry Tuckpointing-Bldings A & B	\$291,448
	T 1458-1102	ADA Automatic Door Openers	\$95,000
	T 1459-1102	Walking Brudge and ADA Sidewalk Improvements	\$91,400
	T 1460-1102	Tunnel Repairs	\$250,000
	T 1461-1102	Sidewalk Replacement	\$272,152
	T 1557-1103	Fire Alarm Replacement	\$200,000
	T 1558-1103	Asbestos Abatement-Campus Wide	\$300,000
	T 1559-1103	Stair Tread Replacement	\$150,000
	T 1560-1103	Masonry Tuckpointing on Buildings I,J & S	\$50,000
	T 1561-1103	Roof Repairs on Buildings C & P	\$50,000
	T 1647-1104	Campus Wide Asbestos Abatement- Phase II	\$300,000
	T 1648-1104	Fire Alarm Replacement Ph. II	\$400,000

Illinois Community College Board
Table V-14
CAPITAL PROJECTS UNDER CONSTRUCTION
FUNDING AUTHORIZED BY PROTECTION, HEALTH, & SAFETY LEGISLATION
AS OF FEBRUARY 2005

<u>District</u>	<u>ICCB Project #</u>	<u>Project Name</u>	<u>Approved Budget</u>
Heartland	540		
	T 1514-0903	Snow Guard Installation	\$36,000
	T 1659-0205	Security Monitoring Expansion 2005	\$241,800
Highland	519		
	T 1524-0903	Roof Replacements-Sport Ctr,SCC,Maint Blding	\$485,400
	T 1525-0903	Sidewalk Replacement/Upgrade	\$70,600
	T 1526-0903	Retention Pond Shoreline Stabilization	\$65,000
	T 1600-0904	Sidewalk & Replacement Upgrade-Campus wide	\$309,800
IL Central	514		
	T 1273-1100	Sanitary Sewer Rehabilitation Ph. I	\$110,000
	T 1344-0901	Life Safety Renovations-TK Building	\$2,039,527
	T 1463-1102	Parking Lot A & B Life Safety	\$320,000
	T 1464-1102	Campus Security System Improvements-Ph I	\$80,000
	T 1465-1102	Laboratory Exhaust System Replacement	\$200,000
	TE 1501-0403	Roof Replacements-Variou Bldings	\$295,000
	T 1527-0903	Roof Replacement Blding D, ICC-North	\$235,400
	T 1571-1203	Parking Lots A&B - Phase II	\$1,450,000
	T 1572-1203	Roof Replacement-Buildings C & B2 ICC North	\$549,960
	T 1573-1203	Site lighting Improvements-ICC North Camous	\$75,000
	T 1574-1203	Fire Alarm Improvements-Phase I North Campus	\$75,000
	T 1575-1203	Door Replacement & Hardware Upgrade- North	\$75,000
	T 1633-1104	Parking lots A&B-Phase III East Campus	\$208,300
	T 1634-1104	Loading Dock Repair	\$43,000
	T 1635-1104	Science Lab Upgrades	\$190,000
	T 1636-1104	Chilled Water System Upgrades	\$199,000
	T 1637-1104	Fire Alarm System Upgrades-Exterior Speakers	\$40,000
	T 1638-1104	Roof Replacement-Arbor and Elm Hall	\$534,800
	T 1639-1104	Fire Alarm System Upgrades-Arbor Hall	\$126,400
	T 1640-1104	Exterior Lighting Upgrades-Phase II	\$149,000
	T 1641-1104	Fire Sprinkler Upgrades-Arbor Hall	\$212,500
	T 1642-1104	Elevator Upgrades	\$165,000
	T 1643-1104	Storm Sewer Repairs	\$55,000
	T 1644-1104	Fire Door Hardware & Security Upgrades-Phase	\$50,000
	T 1645-1104	Fire Door Hardware & Security Upgrades	\$75,000
	T 1646-1104	Fire Retardant Curtain Replacement	\$52,000
IL Eastern	529		
	BE 1503-0503	HVAC Upgrade & Data Center Acoustics	\$39,325
	BE 1582-0204	Carpet Replacement	\$225,060
	BE 1583-0204	Sidewalk Replacement/Upgrade	\$88,330
	BE 1584-0204	Fire Alrm/Lighting Upgrades at OCC,WVC,& FCC	\$554,180
	BE 1585-0204	Ceiling Replacement Science/Theater/Library	\$173,030
	BE 1594-0504	Roadway/Parking Safety & Access	\$193,600
	BE 1654-1204	Roof Replacement Science Building	\$325,200
IL Valley	513		
	T 0659-0794	Asbestos/Maintenance Bldg.	\$32,040
	T 0661-0794	Asbestos Removal-Bookstore	\$200,400

Illinois Community College Board
Table V-14
CAPITAL PROJECTS UNDER CONSTRUCTION
FUNDING AUTHORIZED BY PROTECTION, HEALTH, & SAFETY LEGISLATION
AS OF FEBRUARY 2005

<u>District</u>	<u>ICCB Project #</u>	<u>Project Name</u>	<u>Approved Budget</u>
	T 1093-1198	Energy Mgmt.System Upgrade	\$125,000
	T 1094-1198	ADA Signage Compliance	\$30,000
	T 1095-1198	Indoor Air Quality Project	\$30,000
	T 1098-1198	College Emergency Warning System	\$325,000
BT	1154-0399	HVAC Air System- Bldings A,B,C	\$4,723,714
	T 1237-1299	College Emergency Warning System Ph. II	\$250,000
	T 1242-1299	Control Systems Upgrade	\$220,000
	T 1287-1100	Campus Wide Security/Surveillance System	\$359,170
	T 1288-1100	Air Handler/Duct Upgrades-D & E	\$167,786
	T 1345-1001	HVAC Rework for Bldgs A,B,C	\$325,000
	T 1346-1001	Replacement of Kewanee & Iron Fireman Boilers	\$435,000
	T 1347-1001	Replace of all A/C for Gym & Cultural Center	\$140,000
	T 1436-0902	Preheat & Cooling Coils Replacements (A-G)	\$155,200
	T 1437-0902	Boiler and Pump Replacement - Blding E	\$215,500
	T 1438-0902	Accessibility Project-Add Elevator in Gym	\$312,000
	T 1439-0902	Compressor Chiller Replacements (Bldings A-E)	\$471,225
TE	1504-0503	ADA Bookstore/Cashier Area Improvements	\$77,245
	T 1576-1203	ADA Structural Changes-3rd Floor Connections	\$1,171,146
TE	1581-0204	Exterior ADA Compliance	\$325,000
TE	1587-0404	Security Upgrade (Card Readers & Cameras)	\$218,000
TE	1588-0404	Roof Replacements on Bldings 6 & 12	\$30,000
TE	1589-0404	Central Exhaust System for Welding Shop	\$75,000
	T 1602-0904	Roof Replacements Bldings A,B,C,D,E,G	\$401,174
	T 1603-0904	Elevator Installations at Bldings A & E	\$180,000
	T 1604-0904	Air/Moisture Infiltration Ph.VI	\$255,911
	T 1605-0904	Ceiling & Light Replacement: Bldings D & E	\$129,648
	T 1606-0904	Light & Pole Replacement (street side)	\$180,000
	T 1623-1104	Wiring Modif. & Fire Damper-Bldings D/E- Ph I	\$132,000
Joliet	525		
	B 1001-1297	Renovate Water Heating System	\$408,968
	T 1336-1200	Entrance Ramp Replacement -J Building	\$600,000
	T 1406-1201	Roof Replacements Phase I - Main Campus	\$600,000
	T 1407-1201	Lighting Improvements	\$285,000
TE	1471-1202	Exterior Wall Deterioration Repairs	\$180,000
	T 1472-1202	Roof Repairs/Replacements-Ph. II -Main Campus	\$600,000
	T 1473-1202	Unit Ventilators Replacement in Building K	\$200,000
	T 1474-1202	Window Repairs & Replacement on Main Campus	\$200,000
Kankakee	520		
	T 1535-1103	Asbestos Abatement in Building L	\$182,500
Kaskaskia	501		
	B 1331-1200	Mechanical Repairs/Improvements (Campus Wide)	\$1,900,000
	T 1335-1200	ADA Signage (Campus Wide)	\$72,160
	T 1546-1103	Sidewalk Repairs and Entry Plaza Pavers	\$180,480
	T 1547-1103	Concrete Foot Bridge Repair and Recoat	\$52,245
	T 1548-1103	Roof Replacement Administration Building	\$159,122
	T 1549-1103	ADA Stair/Balcony/Handrail/Egress Upgrades	\$122,663
	T 1626-1104	East Parking lot Safety Repairs	\$100,000

Illinois Community College Board
Table V-14
CAPITAL PROJECTS UNDER CONSTRUCTION
FUNDING AUTHORIZED BY PROTECTION, HEALTH, & SAFETY LEGISLATION
AS OF FEBRUARY 2005

<u>District</u>	<u>ICCB Project #</u>	<u>Project Name</u>	<u>Approved Budget</u>
	T 1627-1104	Lighting & Ceiling Replacement in Gymnasium	\$105,000
	T 1628-1104	Unit Ventilator Replacement in Library Bldg	\$137,000
	T 1629-1104	Heating System Improvements	\$63,000
	T 1630-1104	Emergency Generator in Gymnasium Building	\$65,000
	T 1631-1104	Drainage & Accessibility -North of Gymnasium	\$70,000
Lake County	532		
	T 0224-1188	Fire Protection System	\$65,000
	T 1301-1200	Window Retrofits A/B Wings	\$174,000
	T 1303-1200	Waterproofing (west side) Lake Shore South	\$72,000
	T 1401-1201	Window (exterior) Sealant Replacement	\$560,000
	T 1403-1201	Fire & Emergency Response System Renovations	\$113,000
	T 1404-1201	Tuckpointing and Sealant Repair - A/B Wings	\$156,000
	T 1405-1201	Roof Replacement - Lakeshore South Building	\$132,000
	TE 1410-0102	Entrance Modifications- Southlake Campus	\$68,500
Lake Land	517		
	T 1364-1101	Parking Lot Modifs Improvements -NE Lot/Road	\$50,000
	T 1538-1103	HVAC Pipe Replacement/Finishes Rehab- NE Bld	\$412,500
	T 1540-1103	HVAC upgrade & Floor Finishes in Student Ctr.	\$435,000
	T 1614-1004	Roadway & Drainage Improvements	\$162,000
	T 1615-1004	Accessibility/Infrastructure to Field House	\$435,000
	T 1616-1004	Electrical Improvements -Classroom Building	\$278,000
	T 1617-1004	Pedestrian Way Improvements -Ball Field	\$48,000
Lewis and Clark	536		
	B 1580-0204	Energy Conservation/Code Compliance/Various	\$2,975,000
Lincoln Land	526		
	B 1141-1298	East Entrance and Exit	\$339,400
	T 1566-1203	Logan Hall PHS Structural Improvements	\$1,807,489
	T 1567-1203	Mason Hall PHS Structural Improvements	\$294,050
	T 1568-1203	Mercury Abatement and Gym Floor Replacement	\$210,600
	T 1569-1203	EREC Welding Lab Ventilation Rehab	\$244,693
	T 1624-1104	Elevator Cylinder/ Onboard Comm.Sys. Upgrades	\$338,400
	T 1624-1104	Exterior Curtain Wall Replacement	\$1,258,259
Logan	530		
	T 1418-0902	Roof Replacement - Building D	\$124,073
	T 1420-0902	Accessibility Compliance Work- Phase II	\$177,386
	TE 1435-0902	Transformer Replacement	\$96,800
	TE 1490-1202	Accessibility Work in O'Neil Auditorium	\$90,800
	TE 1491-1202	Transformer Replacements-OFC & Lift Station	\$145,200
	TE 1492-1202	Roof and Parapet Repairs	\$224,200
	TE 1577-1203	Stair Tread and Riser Replacement	\$42,350
	T 1578-1203	Mechanical and Electrical Upgrade	\$1,167,650
	TE 1599-0904	Floor Tile & Mastic Replacement	\$100,400
	T 1622-1104	Mechanical & Electrical Upgrades Campus-Wide	\$457,100
Moraine Valley	524		
	T 1466-1102	Air Handler Replacement in Building L	\$812,650
	TE 1489-1202	Fire Sprinkler Upgrade- Buildings B & G	\$700,000
	T 1556-1103	Air Handler Replacement -Building L	\$812,650

Illinois Community College Board
Table V-14
CAPITAL PROJECTS UNDER CONSTRUCTION
FUNDING AUTHORIZED BY PROTECTION, HEALTH, & SAFETY LEGISLATION
AS OF FEBRUARY 2005

<u>District</u>	<u>ICCB Project #</u>	<u>Project Name</u>	<u>Approved Budget</u>
Morton	T 1632-1104	Air Handler Replacement at Building B	\$902,600
	527		
Oakton	T 1101-1198	Building Envelope Improvements	\$1,000,000
	T 1409-1201	Parking Lots,Roadways, Walkways Replacement	\$1,000,000
Parkland	535		
	TE 1523-0903	Emergency Warning/Security Camera Upgrade	\$210,000
Prairie State	505		
	T 1115-1198	Storage Tank Modifications	\$120,000
	T 1247-1299	Electrical System Upgrades	\$258,000
	T 1495-1202	Campus Computer Safety Monitoring Sys - Ph I	\$80,000
	T 1562-1103	Drainage Improvements Phase V	\$1,400,000
	T 1563-1103	Exterior Door Upgrade Phase III	\$100,000
	T 1564-1103	ADA Handrailings Phase II	\$75,000
	T 1565-1103	Security Monitoring System Phase II	\$80,000
	T 1655-1204	Drainage Improvements -Phase VI	\$1,650,000
	T 1656-1204	Campus Computer Safety Monitoring Sys- Ph III	\$80,000
	T 1657-1204	Chemical Containment & Storage-Grounds	\$50,000
	Rend Lake	515	
T 1010-1297		ADA Facilities Compliance	\$2,412,810
T 1205-1299		Biology Labs Safety/Accessibility Compliance	\$695,040
Richland	T 1440-1002	Renovation of "K" & Main Bldg	\$394,260
	521		
	T 1201-1299	ADA Lift Replacement and Door Hardware	\$40,000
	T 1295-1100	Early Notification Warning System	\$210,800
	T 1448-1102	Gutter and Downspout Replacements	\$138,900
	TE 1550-1103	Site Lighting Improvements	\$45,000
	T 1551-1103	Emergency Power Distribution Sys Improvements	\$46,000
	T 1552-1103	Roof Replacement-Theater Building	\$68,000
TE 1601-0904	Bldng Locks & Security Devices-Phase I	\$33,311	
Rock Valley	537		
	T 1107-1198	HVAC Upgrade	\$538,000
	B 1259-0700	Indoor Air Quality	\$1,933,895
	T 1318-1200	Sidewalk Replacements	\$118,800
	T 1319-1200	Steam System Modifications	\$63,600
	T 1395-1101	Boiler Room Modifications	\$93,900
	T 1396-1101	Electrical Systems Modifications	\$37,800
	T 1456-1102	Roof Repairs	\$497,400
Rock Valley	511		
	T 1376-1101	ADA Renovations-Student Center	\$885,000
	T 1443-1002	Elevator Installation in PE Center	\$206,500
	TE 1505-0703	Emergency Generator Replacement-Stenstrom Ctr	\$47,200
	TE 1506-0703	Energy Conservation/Lighting Renovation-CLR	\$43,800
	TE 1507-0703	Parking Lot Drainage Improvements -Aviat Ctr	\$69,700
	TE 1508-0703	Accessibility Remodeling-Admin Blding E	\$79,200
	T 1509-0703	Elevator Renovations-CL1, CL2, & ERC	\$148,300
	T 1510-0703	Lighting Renovations-CL1, CL2, & ERC	\$100,100
	T 1511-0703	Pedestrian Bridge Repair	\$129,300

Illinois Community College Board
Table V-14
CAPITAL PROJECTS UNDER CONSTRUCTION
FUNDING AUTHORIZED BY PROTECTION, HEALTH, & SAFETY LEGISLATION
AS OF FEBRUARY 2005

<u>District</u>	<u>ICCB Project #</u>	<u>Project Name</u>	<u>Approved Budget</u>
	TE 1586-0304	Sewer Connection-Falcon Road Center	\$32,280
	T 1590-0404	Asbestos Abatement -Stenstrom Ctr Classrooms	\$72,660
	T 1591-0404	Electrical Syst Campus-Wide Upgrade/Modif	\$302,000
	T 1592-0404	Bleacher & Grandstand Code Modifications	\$66,918
	T 1595-0704	Replacement of Chillers	\$1,877,413
	TE 1658-0105	ADA Improvements-Spring Brook Office Bldg	\$38,000
Sandburg	518		
	T 1349-1001	Dental hygiene Building Tuckpointing	\$109,080
	T 1413-0202	Code Compliance in Lower E- Wing	\$138,362
Sauk Valley	506		
	T 1297-1100	Roof Restoration - Buildings T1 & T2	\$129,010
	T 1398-1201	T-1 Modifications - Local of RAMP project	\$100,742
	TE 1512-0803	Storm Sewer Outfall Structures Repair	\$172,000
	T 1553-1103	Elevator Improvements - Code Requirements	\$90,300
	T 1555-1103	Roof Replacement T2	\$450,500
	T 1618-1104	Roof Replacement T2 & Admissions Ratio Roof	\$104,500
	T 1619-1104	Electrical Upgrades/Basement& Rooftop Equip	\$43,000
	T 1620-1104	Parking Lot & Sidewalk Improvements	\$112,000
	T 1621-1104	Window Replacement Project	\$231,500
Shawnee	531		
	T 1417-0402	Lighting Upgrade-Campus Entrance	\$193,600
	T 1537-1103	Replace HVAC Ducts and Fire Alarms	\$1,099,800
South Suburban	510		
	T 1536-1103	Micro Biology Lab Renovation (Code Upgrades)	\$325,000
	T 1611-1004	Courtyard Window Replacement & Related Work	\$247,000
	T 1612-1004	Elevator Upgrades	\$64,400
Southeastern	533		
	BE 1579-0204	Water Tank Refurbishing	\$95,532
Southwestern	522		
	T 0796-0496	Elec Renovations-Belleville	\$224,000
	T 1060-0998	Mechanical Renovations-GC/PSOP	\$32,480
	T 1062-0998	Electr Renovations Ph I-Bellev	\$192,000
	T 1063-0998	Aluminum Wiring Ph II-Bellev	\$493,440
	T 1231-1299	Main Corridor Ceiling Wiring Tray-BC	\$303,600
	T 1233-1299	Door Hardware Replacement-BC	\$83,770
	T 1234-1299	Fire Alarm/Warning System-Library & Cafeteria	\$76,050
	T 1235-1299	Electrical/Mechanical Renovations-BC	\$263,350
	T 1236-1299	Plumbing/Mechanical Renovations BC &RBC	\$51,750
	T 1309-1200	Fire Alarm/Warning Sys-Ph I Classrooms	\$69,400
	T 1310-1200	Cafeteria/Code Corrections	\$667,900
	T 1353-1101	Replace Ceiling/Lighting-PSOP Center	\$101,228
	T 1354-1101	Elevator Installation-PSOP Center	\$200,000
	T 1355-1101	Electrical System Modifications-PSOP Center	\$38,400
	T 1356-1101	Handicapped Accessible Door Hardware	\$153,300
	T 1357-1101	Tuckpointing & Refinsh Atrium Windows	\$36,300
	T 1359-1101	Mechanical Upgrades to Phase I-Belleville	\$393,300
	T 1360-1101	Repair Broken Sidewalk & Handicap Access	\$29,700

Illinois Community College Board
Table V-14
CAPITAL PROJECTS UNDER CONSTRUCTION
FUNDING AUTHORIZED BY PROTECTION, HEALTH, & SAFETY LEGISLATION
AS OF FEBRUARY 2005

<u>District</u>	<u>ICCB Project #</u>	<u>Project Name</u>	<u>Approved Budget</u>
	T 1362-1101	Toilet Room Renovation-Belleville	\$104,700
	T 1475-1202	Computer Room HVAC Upgrades - IS Room	\$77,600
	T 1476-1202	Office Ceiling/Lighting-PSOP Center	\$68,600
	T 1477-1202	Art Dept Code & Storage Code Upgrades	\$350,000
	T 1479-1202	Dehumidifiers-BACC	\$91,700
	T 1480-1202	Parking Lot Lighting-Bell. Campus	\$265,314
	T 1481-1202	Corridor Upgrades-Phase III- Bell. Campus	\$148,600
	T 1482-1202	Safety Repairs to Welding Dept - Belleville	\$28,800
	T 1483-1202	Incinerator Disposal-G.C. Campus	\$100,000
	T 1484-1202	Replace Ceiling, Lights, & Floors - Granite C	\$303,800
	T 1485-1202	Asbestos Floor Tile Replacement-PSOP Center	\$175,600
	T 1528-1003	Parking Lot B Drainage-Belleville	\$531,000
	T 1529-1003	Renovation of Campus Are Department	\$351,000
	T 1530-1003	Asbestos Tile Florrying Removal	\$777,950
	T 1531-1003	Campus Safety Office	\$90,200
	T 1532-1003	Campus 200 Area Lighting-Granite City	\$70,000
	T 1533-1003	Campus Sidewalks-Granite City	\$129,400
	T 1649-1204	Site Drainage Renovation-Parking Lot C	\$430,000
	T 1650-1204	Parking Lot Lighting-Lot C	\$25,000
	T 1651-1204	North Detention Basin-Phase I	\$420,000
	T 1652-1204	Electrical Distribution Upgrade-Phase I	\$205,000
	T 1653-1204	Heating & Cooling Plant Upgrade-Phase I	\$820,000
Spoon River	534		
	BE 1516-0903	HVAC Work (ducts & temp controls)-Macomb	\$287,000
	BE 1517-0903	Electrical System Upgrades	\$219,000
	BE 1518-0903	Stairwell Repairs & Upgrades	\$149,700
	BE 1519-0903	Roof Replacements-Taylor & Center Bldings	\$407,000
	BE 1520-0903	ADA Door(Canton) & Entrance (Macomb) Upgrades	\$218,600
	BE 1521-0903	Walkway Improvement and Enclosure	\$211,000
	BE 1522-0903	Fire Alarm System Replacement	\$97,800
	BE 1516-0903	HVAC Work (ducts & temp controls)-Macomb	\$287,000
	BE 1517-0903	Electrical System Upgrades	\$219,000
	BE 1518-0903	Stairwell Repairs & Upgrades	\$149,700
	BE 1519-0903	Roof Replacements-Taylor & Center Bldings	\$407,000
	BE 1520-0903	ADA Door(Canton) & Entrance (Macomb) Upgrades	\$218,600
	BE 1521-0903	Walkway Improvement and Enclosure	\$211,000
	BE 1522-0903	Fire Alarm System Replacement	\$97,800
	BE 1596-0704	Stairwell Repairs and Upgrades-Engle	\$146,700
	BE 1597-0704	ADA Entry-Canton Campus Centers Bldg	\$214,300
	BE 1598-0704	Stair Replacement-canton Campus Taylor	\$204,000
Triton	504		
	T 1171-1199	Security System Upgrade	\$600,000
	T 1369-1101	Asbestos Survey & Abatement	\$300,000
	T 1449-1102	Service Tunnel Improvements	\$300,000
	T 1534-1103	Asbestos Abatement PH II	\$300,000
	T 1613-1004	Campus Asbestos Abatement -Ph III	\$300,000
Waubonsee	516		

Illinois Community College Board
Table V-14
CAPITAL PROJECTS UNDER CONSTRUCTION
FUNDING AUTHORIZED BY PROTECTION, HEALTH, & SAFETY LEGISLATION
AS OF FEBRUARY 2005

<u>District</u>	<u>ICCB Project #</u>	<u>Project Name</u>	<u>Approved Budget</u>
	T 1208-1299	Sanitary Sewer Rehabilitation	\$292,680
	T 1211-1299	Fire Alarm Upgrade-Campuswide	\$100,000
	T 1408-1201	Campus Security Upgrade	\$200,000
	T 1444-1002	HVAC Upgrades-Dickson, Bodie, VonOhlen PhIII	\$1,499,625
Wood	539		
	T 0758-1095	ADA Accessibility Compliance	\$25,000
	T 0865-1296	Lighting Retrofits	\$103,200
	T 0866-1296	Electrical Improvements	\$56,400
	T 0867-1296	Security/Safety Upgrades	\$42,000
	T 0869-1296	HVAC Replacement	\$240,000
	T 0871-1296	ADA/Code Plumbing Upgrades	\$40,200

Source of Data : ICCB Records

Illinois Community College Board
Table V-15
CAPITAL RENEWAL PROJECTS APPROVED FOR FISCAL YEAR 2003

<u>District</u>	<u>Grant Allocation</u>	<u>Project</u>	<u>Budget</u>
Black Hawk	\$212,632		
Chicago	\$1,467,297		
Danville	\$212,884		
DuPage	\$579,503		
Elgin	\$286,276	Student Resource Center Reroofing	\$268,000
Harper	\$389,495		
Heartland	\$94,748		
Highland	\$136,118		
Illinois Central	\$329,998		
Illinois Eastern	\$221,415	District Wide Improvements-FY 03 Cap Renewal	\$298,400
Illinois Valley	\$159,444	Repair/Replace Roads & Paving	\$550,000
Joliet	\$270,552	Elevator Modernization-Buildings A, B & J	\$416,220
Kankakee	\$107,927	HVAC Upgrade in Activities Center	\$339,900
Kaskaskia	\$97,449		
Kishwaukee	\$140,927		
Lake County	\$319,982	Parking Lot #4 Pavement Repairs	\$684,020
Lake Land	\$143,422		
Lewis & Clark	\$247,728		
Lincoln Land	\$207,969		
Logan	\$187,645		
McHenry	\$138,025		
Moraine Valley	\$278,166	Learning Resources Center Remodeling	\$1,105,100
Morton	\$100,382		
Oakton	\$264,776	Lavoratory Restorations -Phase III	\$371,500
Parkland	\$231,278	Exterior Facility Renovation Phase I	\$185,000
		Masonry Repair and Renovation	\$100,000
		Rooftop Cupalow Removal	\$100,000
Prairie State	\$167,564		
Rend Lake	\$117,046	Student Center Kitchen Renovation (culinary)	\$305,863
Richland	\$88,557		
Rock Valley	\$261,627		
Sandburg	\$95,164		
Sauk Valley	\$172,187		
Shawnee	\$61,884		
South Suburban	\$245,416	Restroom Renovations-Main Building	\$245,000
Southeastern	\$100,962	Lecture Hall Renovations	\$372,300
Southwestern	\$275,884		
Spoon River	\$88,945		
Triton	\$360,093	Parking Lot Repairs	\$999,996
Waubonsee	\$191,412		
Wood	\$54,824		
Total	<u>\$9,107,603</u>		

NOTE: Projects may include prior year's capital renewal grant allocations
SOURCE OF DATA: ICCB Records

updated August 2005

Illinois Community College Board
Table V-16
CAPITAL RENEWAL PROJECTS APPROVED FOR FISCAL YEAR 2004

<u>District</u>	<u>Grant Allocation</u>	<u>Project</u>	<u>Budget</u>
Black Hawk	\$284,008		
Chicago	\$2,446,913		
Danville	\$290,775	Asphalt Repair/Paving-Trucking & Service Areas	\$177,655
DuPage	\$771,468		
Elgin	\$383,761	Roof Replacement on Math & Science Center	\$160,000
Harper	\$545,916	Boiler, Condensate, Emergency Generator Replacement	\$950,000
Heartland	\$126,134		
Highland	\$181,209		
Illinois Central	\$441,463	Library/Administration Remodeling	\$406,285
Illinois Eastern	\$323,912	FY2004 Capital Renewal Improvements	\$194,295
Illinois Valley	\$212,261		
Joliet	\$364,956		
Kankakee	\$143,679		
Kaskaskia	\$139,550		
Kishwaukee	\$274,938	North Parking Lot Replacement	\$1,113,442
Lake County	\$424,964	Lakeshore ADA Door Replacements	\$25,000
		Provide Emergency Generator for C Wing	\$238,000
		Water Main Improvements at Grayslake Campus	\$326,500
Lake Land	\$211,554	Student Center Adm. Offices Renovation	\$278,000
Lewis & Clark	\$364,703	Hatheway Hall Art Gallery & North Road Entrance	\$817,103
Lincoln Land	\$287,796		
Logan	\$254,226		
McHenry	\$183,748	Library Renovations	\$148,000
		Multi Purpose Room Floor Replacement	\$200,000
Moraine Valley	\$406,431		
Morton	\$133,635		
Oakton	\$354,753		
Parkland	\$336,445	Boiler Replacements (in wings B, M, & X)	\$300,000
		Restroom Remodeling Phase I	\$260,000
Prairie State	\$223,071		
Rend Lake	\$159,273		
Richland	\$145,739		
Rock Valley	\$380,088		
Sandburg	\$142,847		
Sauk Valley	\$229,225	Science Lab Renovations	\$865,374
Shawnee	\$82,384		
South Suburban	\$326,713		
Southeastern	\$135,271		
Southwestern	\$367,273		
Spoon River	\$118,410	Roof Replacements-Votech Building	\$381,800
Triton	\$479,378		
Waubonsee	\$331,000		
Wood	\$97,730	Roof Replacement on Agriculture Center	\$220,000
Total	<u>\$13,107,600</u>		

NOTE: Projects may include prior year's capital renewal grant allocations
SOURCE OF DATA: ICCB Records

updated August 2005

Illinois Community College Board
Table V-17
CAPITAL RENEWAL PROJECTS APPROVED FOR FISCAL YEAR 2005

<u>District</u>	<u>Grant Allocation*</u>	<u>Project</u>	<u>Budget</u>
Black Hawk			
Chicago			
Danville		Entrance Drive Asphaltting	\$149,000
DuPage			
Elgin			
Harper		Parking Lot Rehabilitation - Lots 1 & 4	\$700,000
Heartland			
Highland			
Illinois Central			
Illinois Eastern		Stairwell Improvements & Lighting Replacement	\$129,617
Illinois Valley			
Joliet			
Kankakee			
Kaskaskia			
Kishwaukee			
Lake County			
Lake Land			
Lewis & Clark			
Lincoln Land			
Logan		Classrooms and Offices Remodeling	\$516,244
McHenry			
Moraine Valley			
Morton			
Oakton		Lavatory Renovations	\$350,000
Parkland			
Prairie State		Counseling Remodel & Info. Ctr. Relocation	\$658,800
Rend Lake			
Richland			
Rock Valley			
Sandburg			
Sauk Valley			
Shawnee			
South Suburban			
Southeastern			
Southwestern			
Spoon River			
Triton			
Waubonsee			
Wood			
Total	<u> </u> <u> </u> <u> </u>		<u> </u> <u> </u> <u> </u>

*FY2005 Capital Renewal Grant Funds were not appropriated.

NOTE: Projects may include prior year's capital renewal grant allocations
SOURCE OF DATA: ICCB Records

updated August 2005