

Arizona's Instrument to Measure Standards (AIMS DPA)

Student Guide Grade 3



Arizona Department of Education
Tom Horne, Superintendent of Public Instruction

Assessment Section
602-542-5031

Revised
November 2006
©1999, 2004, 2005, 2006

The reading passages, test items, and scoring guides in this publication are representative only and should not be interpreted as exact duplicates of the passages and items that may appear on AIMS tests. Authority for final approval of all test items and testing materials rests with the Arizona Department of Education.

The Arizona Department of Education of the State of Arizona does not discriminate on the basis of race, religion, color, national origin, sex, disability, or age in its programs, activities, or in its hiring and employment practices. If you have questions or grievances related to this policy, please contact the Administrative Services DAS at (602)542 -3186.

The contents of this publication were developed partially with funds allocated by the U.S. Department of Education. These contents do not necessarily represent the policy of the agency, nor should endorsement by the federal government be assumed. The Arizona Department of Education grants permission to Arizona schools to copy this publication as necessary for educational purposes.

Table of Contents

Section	Page
AIMS DPA FAQ	4
Reading	7
Writing	14
Mathematics	25
Scoring Keys	36
Six Trait Analytic Writing Rubric	37
Test-Taking Strategies	43
Notes	44

AIMS DPA FAQ

What is AIMS DPA?

Arizona's Instrument to Measure Standards Dual Purpose Assessment (AIMS DPA) is a combination of two separate tests. One test is AIMS, which measures how well you know the reading, writing, and mathematics content that all Arizona students in your grade level are expected to know and be able to do. AIMS includes multiple-choice questions in reading and mathematics and one extended writing response. The other test included in the AIMS DPA is the *TerraNova*, which compares your performance in reading, language arts, and mathematics to the performance of other students in your grade level nationwide. The *TerraNova* test questions are all multiple-choice questions. They make up a small portion of the reading and mathematics sections of the AIMS DPA test.

Who has to take AIMS DPA?

All students in Grades 3 through 8 are required to participate in AIMS DPA testing in the spring, usually in April.

What will be tested on AIMS DPA?

Test items were written to measure specifically the Standards, Concepts, and Performance Objectives described in the Arizona Academic Standards. Standards were articulated by grade level for reading and mathematics and approved by the state Board of Education in March 2003. Reading and mathematics items are multiple-choice. There will be no multiple-choice questions on the writing test. The Writing Standard was articulated by grade level and approved by the state Board of Education in June 2004. There will be an extended writing prompt that students will use to actively engage in the writing process. Your writing will be scored using the Six Trait Rubric™.

How can I use this guide to prepare for AIMS DPA?

This guide is divided into the three subject areas assessed on AIMS DPA. It gives a short explanation of each testing format, hints for test taking, sample test questions, and a scoring guide for written responses. It will NOT teach you what you should know and be able to do to score well on the tests, but it will help you become familiar with the tests.

Read what the guide tells you about the test. Practice completing the test questions and writing a response to the prompt. Ask your teacher about anything you do not understand.

Tips for Success



- Attend school everyday! You miss out if you are not there.



- Ask your teacher for help if you do not understand your schoolwork. There is no such thing as a silly question!



- Pay attention in class and always do your best.



- Do your homework – everyone needs PRACTICE in order to get better.

Types of Items

Multiple-Choice

In these types of questions, you will be given four answer choices. You will need to choose the BEST answer of the four and mark your answer by filling in the matching bubble. These kinds of questions are on the Reading and Mathematics tests. They are worth one point each.

Extended Writing Response

In this type of question, you will be asked to write a long (one -to-two pages) response to a writing prompt. For example, you may be asked to write a story or about something you know. Your final copy will be scored using an Official Scoring Guide, called a rubric. This will give information about certain traits or qualities in your writing. These are ideas, organization, voice, word choice, sentence fluency, and conventions. This type of question is on the writing test only. A copy of the rubric is at the end of this guide.

When you are asked to write...

- Be sure you respond to the prompt.
- Respond to the prompt as completely as you can.
- Explain your ideas clearly.
- Use your best handwriting.
- Read what you have written to be sure it says what you want it to say .
- Make any needed changes.

Reading

Just think how hard life would be if a person could not read! Street signs, maps, warning labels, food packages, newspapers, emails, notes and letters, magazines, and books would all be impossible to understand. That's why it is so important to become a good reader. How do you do that? You become a good reader by practicing the reading skills you are learning in school, by reading often, and by thinking and talking about what you have read. If you think you are not a good reader yet, don't be discouraged! Keep working at it. Reading is a skill you will use all of your life. It opens the door to a world of new and exciting ideas. It helps us to learn. But most of all, reading is fun!

About the Test

On AIMS DPA, you will be given several passages to read, both fiction and nonfiction. You may also be given informational text to read – for example, labels or pages from manuals. The questions will assess your ability to understand, interpret, and analyze what you have read. There are approximately 84 multiple-choice reading items. Thirty-nine items are AIMS questions, 15 items are *TerraNova* and AIMS DPA questions, and 30 items represent ten *TerraNova* Reading questions and 20 *TerraNova* language arts questions. The test should be completed in approximately 1-2 hours. One sample passage is provided in this guide followed by a set of questions. Reading this passage and answering the questions may help you prepare for the test. An answer key for the reading questions is included in this guide.

Hints for Taking AIMS DPA Reading

- You will be asked to read different types of fiction and nonfiction, so adjust your reading to your purpose. Read each passage and the accompanying questions carefully.
- Think about each question before you respond.
- In the multiple-choice questions, choose the **best** response to the question.
- Manage your time so that you won't feel rushed answering questions that require more thought. This is not a timed test, but you do want to use your time well.
- Be sure to answer all items. Do not leave any blanks.

The Monarch Butterfly Tree

Grandma Mac is in the garden, swinging a big net.

“What are you doing?” I call.

“The Monarchs are here, Bobby,” Grandma says, as she points to a tree covered with butterflies. “The butterflies are resting,” Grandma says. “They have a long trip ahead.”

I stare at the tree. Grandma gives me a little push. “Get a bit closer.”

As quiet as a bunny, I tiptoe over rows of dirt. Soon I see splashes of black and orange. Our visitors take turns stretching their legs which are as thin as threads.

Grandma Mac slips her arm around my shoulder. “Monarchs migrate like birds. They come down from Canada to find more comfortable weather.”

“Where are they going?” I ask Grandma.

“South into Mexico. By the time they reach the mountains, they will have traveled two or three thousand miles. We live along their path.”

Just then, one of the butterflies lands on a sunflower.

Grandma Mac catches the butterfly with two fingers. “Gotcha!”

Grandma shows me the butterfly, and I count three sections on its black body. The Monarch’s antennae twitch as Grandma shows me two black spots on its hind wings.

“Boys have spots there. Girls don’t.”

She reaches into her pocket and takes out a sheet of tiny stickers. With my help, she peels off a sticker. Then, she tags the butterfly’s wing with the sticker. She holds it there for a few seconds.

Grandma lets the Monarch fly back to the butterfly tree. She searches in her apron pockets, takes out a pencil, and writes on her notepad. When she finishes, she shows me what she wrote. “This is his tag number, and these are my notes.”

I run my fingers down the rows of numbers. “Why are you putting stickers on butterflies?”

Grandma Mac smiles and says, “We need to learn about Monarch migrations. Many of their homes have been destroyed. Scientists are trying to save them, and they need our help.”

I ask her, “What can we do?”

Grandma says, “Our job is to tag butterflies so that scientists can study how they live and travel.”

Grandma catches more butterflies. One at a time, she turns them over, looking for spots.

I show her it’s a boy and hand her a sticker. Grandma tells me I’m right, and together we write numbers on her notepad until the sun fades. I look forward to their next visit to the butterfly tree.

1 Based on the story, what will **MOST LIKELY** happen when the butterflies come next year?

- A Grandma will move to Canada.
- B Grandma will tag more butterflies.
- C Grandma will follow the butterflies to Mexico.
- D Grandma will plant sunflowers in her garden.

2 Which is the correct way to divide comfortable into syllables?

- A com • fort • a • ble
- B com • for • ta • ble
- C com • fort • ab • le
- D co • m • fort • able

Read this sentence from “The Monarch Butterfly Tree.”

I show her it’s a boy and hand her a sticker.

3 In which sentence does show mean the same thing?

- A She ran the whole show.
- B The puppet show was very good.
- C My mom will show me how to make a cake.
- D We had a party, but our friends didn’t show.

4 Which of these words means the same as the word visitors?

- A guests
- B exercises
- C colors
- D rabbits

5 Who is telling the story, “The Monarch Butterfly Tree”?

- A the Monarchs
- B Grandma
- C the Scientists
- D Bobby


Read this list of words from “The Monarch Butterfly Tree.”

sticker stretching splashes spots


6 If these words were in ABC order, which word would be **FIRST**?

- A spots
- B sticker
- C splashes
- D stretching


7 Based on the story, which of these is **MOST** like a page of Grandma’s notepad?




A



B



C



D

8 At the end of the story, how was Bobby able to tell that the butterfly was a boy?

- A** There were stripes on the hind wings.
- B** There were no spots on the hind wings.
- C** There were spots on the hind wings.
- D** There were spots on the front wings.

9 Based on the story, how are Grandma and Bobby alike?

- A** They both like butterflies.
- B** They both live in Canada.
- C** They both eat sunflower seeds.
- D** They both want to visit Mexico.

10 Based on the story, where does Grandma live?

- A** in Canada
- B** in Mexico
- C** north of Canada
- D** north of Mexico

Read this sentence from “The Monarch Butterfly Tree.”

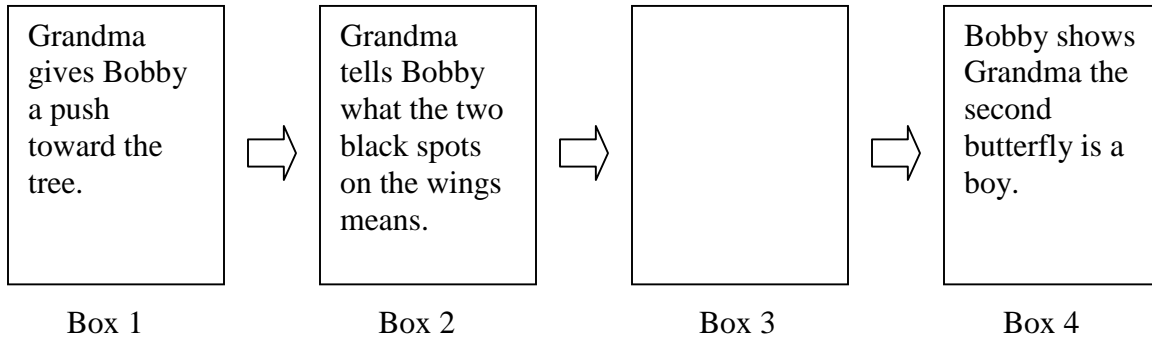
“The Monarchs are here, Bobby,” Grandma says as she points to a tree covered with butterflies.

11 Who is speaking?

- A** Bobby
- B** Grandma
- C** the Scientists
- D** the Monarchs

- 12 Why does Grandma tag the Monarch butterflies?
- A She wants to keep Monarch butterflies as pets.
 - B She wants to sell Monarch butterflies to the zoo.
 - C She wants to teach Bobby about Monarch butterflies.
 - D She wants to help scientists learn about Monarch butterflies.
- 13 In the story, which butterfly does Grandma tag first?
- A The one with spots on the hind wings.
 - B The one with spots on the front wings.
 - C The one with no spots on the front wings.
 - D The one with no spots on the hind wings.
- 14 “The Monarch Butterfly Tree” is an example of —
- A a play
 - B fiction
 - C poetry
 - D nonfiction
- 15 In “The Monarch Butterfly Tree,” which of these does Grandma do **before** she tags the first butterfly?
- A She lets the butterfly go.
 - B She writes on her notepad.
 - C She takes out tiny stickers.
 - D She puts the butterfly in the tree.
- 16 In “The Monarch Butterfly Tree” what does the word migrate mean?
- A build nests in trees
 - B eat sunflower seeds
 - C lay eggs in their nests
 - D travel from place to place

Look at the some of the events from “The Monarch Butterfly Tree.”



17 Which sentence belongs in box 3?

- A Grandma tags the butterfly.
- B Grandma keeps the butterfly.
- C Grandma gardens with Bobby.
- D Grandma plays with the butterfly.

Read this sentence from “The Monarch Butterfly Tree.”

As quiet as a bunny, I tiptoe over rows of dirt.

18 What is the correct spelling of the word that means more than one bunny?

- A bunnys
- B bunnyes
- C bunnies
- D bunny’s

Writing

Writing is a skill that is not only important but is also fun. It is a way to share our ideas with others. We will use this skill all of our lives. It takes practice and hard work to become a good writer. We need to look at our own writing as a reader does and be sure that our writing says what we want it to say. On the next page is a list of writing skills that you should know and be able to do by the end of your third grade year. Talk with your teacher and your parents to be sure you understand what they mean. And practice your writing – notes, lists, directions, invitations, letters, reports, and stories. That’s the best way to become a better writer!

About the Test

You will be expected to write one extended writing piece on a specific topic. This writing test will be completed in two sessions with a significant break between them. In session one, you will do prewriting, planning, and drafting. This work will not be scored. In session two, you will revise your draft with the Writer’s Checklist and write your final draft. Only the final draft will be scored. There is an example of a writing prompt and scored student responses on pages 15 through 24 of this guide. A copy of the Official Scoring Guide is also included at the end of this guide.

Hints for taking AIMS DPA Writing

- When asked to write, be sure to think, write, and then read your work!
- Be sure to use the steps in the writing process. Take the time to plan, draft, revise, and edit.
- Use the writer’s checklist. It will help you make improvements in your draft.
- Recopy your rough draft carefully into a final copy (only your final copy will be scored, not your rough draft).
- Read your final copy to be sure it says what you mean.
- Use your best handwriting.
- Take your time.

How to Use the Writing Samples in This Section

At the bottom of this page is an example of an extended (longer) writing prompt you will be given on the AIMS DPA Writing. On the next few pages are sample papers that third grade students wrote in response to this writing prompt with the scores they were given. Follow the steps below to help you use these samples.

1. Be sure you understand the task: what is the prompt asking you to write?
2. Read the papers these third graders wrote.
3. Think about the writing. Are the writer's ideas clear? Is the paper organized with a beginning, middle, and end? Can you hear the writer's voice? Did the writer choose words carefully? Do the sentences make sense? Did the writer edit the paper carefully for mistakes?
4. Talk about these papers with your teacher and other students. What did you see in these papers that helped you understand the writer's message? Where does the paper need work?
5. Read the scores with your teacher or a parent to see if you understand and agree with the comments made about each score. Use the Official Scoring Guide to help you understand the comments and scores.
6. Write your own paper for practice.
7. Ask your teacher to score your paper (or score it yourself!) and pay attention to what you did well and what you can do to make your paper better.

The following four examples illustrate the scoring performed for the AIMS DPA Writing.

The first example is scored as “**Falls Far Below.**”

The second example is scored as “**Approaches.**”

The third example is scored as “**Meets.**”

The fourth example is scored as “**Exceeds.**”

Sample writing prompt:

Your teacher is absent and you have been asked to teach your class for a day. Think about what you would do if you were the teacher.

Write a story about your day as the teacher.


Sample 1

Writing

DIRECTIONS: Now write your final copy on the following two pages.

FINAL COPY

I weol help my class to now jaw
dw problems and read book's
and write and now jow dw the
A.B.C.



Score Sheet for Writing Sample 1

Prompt:

Your teacher is absent and you have been asked to teach your class for a day. Think about what you would do if you were the teacher.

Write a story about your day as the teacher.

Paper Falls Far Below the standard

<i>Ideas & Content</i>
6 5 4 3 (2) 1

<i>Organization</i>
6 5 4 3 (2) 1

<i>Voice</i>
6 5 4 3 (2) 1

<i>Word Choice</i>
6 5 4 3 2 (1)

<i>Sentence Fluency</i>
6 5 4 3 2 (1)

<i>Conventions</i>
6 5 4 3 2 (1)

The underlined passages are taken from the *Official Scoring Guide for AIMS Writing* (Six Trait Rubric). Papers are original samples of Arizona student writing. Identifying information has been removed.

Ideas and Content: The writer has two clear main ideas, but development is minimal. There are insufficient details to support the ideas. **Score point is 2.**

Organization: An occasional organizational device is discernible (“now”); the piece is simply too short to demonstrate organizational skills. **Score point is 2.**

Voice: There is no evidence that the writer has chosen a suitable voice. The writing is characterized by a lack of audience awareness. The shortness of the piece does not allow for a voice to come through. **Score point is 2.**

Word Choice: Paper has extremely limited vocabulary. Only the most general kind of message is communicated. **Score point is 1.**

Sentence Fluency: Sentence rambles. Again, with only one sentence, a judgment of sentence fluency skill is difficult. **Score point is 1.**

Conventions: Errors distract the reader and make the text difficult to read. The writer has very limited skill in using conventions. **Score point is 1.**

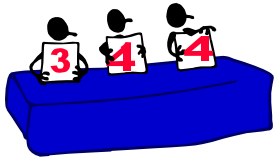
Sample 2

Writing

DIRECTIONS: Now write your final copy on the following two pages.

FINAL COPY

One Monday morning My teacher called me and she said can you teach my my class? I went to the school the kids were good. I did not gave them so much work in class they send to every think is said so I gave them candy. It was time to go home we backed up. The next morning my teacher called me at my house agin and she said I am not felling so good, can you teach my class agin. I said yes I went to the school agin. The kids were bad, this time I gave them a lot of class work, and I didnt gave them candy. Then the door open it was the teacher she said show me all the kids that were being bad o.k. and thats about it.



Score Sheet for Writing Sample 2

Prompt:

Your teacher is absent and you have been asked to teach your class for a day. Think about what you would do if you were the teacher.

Write a story about your day as the teacher.

Paper A approaches the standard

<i>Ideas & Content</i> 6 5 4 (3) 2 1	<i>Organization</i> 6 5 (4) 3 2 1	<i>Voice</i> 6 5 (4) 3 2 1
<i>Word Choice</i> 6 5 4 (3) 2 1	<i>Sentence Fluency</i> 6 5 4 (3) 2 1	<i>Conventions</i> 6 5 4 (3) 2 1

The underlined passages are taken from the *Official Scoring Guide for AIMS Writing* (Six Trait Rubric). Papers are original samples of Arizona student writing. Identifying information has been removed.

Ideas and Content: The main ideas are overly simplistic (“...kids were good...kids were bad...”). Supporting details are limited and occasionally off-topic. **Score point is 3.**

Organization: Organization is clear and coherent. The writer offers a recognizable beginning that is not particularly inviting. The conclusion is formulaic (“...and that’s about it”). **Score point is 4.**

Voice: A voice is present and the writer demonstrates commitment to the topic. The reader glimpses the writer behind the words (“The kids were bad...and I didn’t gave them candy.”). **Score point is 4.**

Word Choice: Language is ordinary and lacks precision (“...backed up.”). The writer uses words that work, but rarely capture the reader’s interest. **Score point is 3.**

Sentence Fluency: Occasional awkward constructions force the reader to slow down. The writer has many lapses in stylistic control (with incorrect or lack of end punctuation, sentence structure can only be inferred). **Score point is 3.**

Conventions: The writer demonstrates limited control over standard writing conventions. Errors begin to impede readability. Capitalization is generally correct; end punctuation and internal punctuation is problematic. **Score point is 3.**

Sample 3


Writing

DIRECTIONS: Now write your final copy on the following two pages.

FINAL COPY

Being a Teacher

If I were a teacher I would be helpful and the kids would like me being a teacher. But I won't help them on tests. I would be in a third grade classroom and we would have an auction every month. The one thing I would not stand is talking and wining. They would have recess a 9:15 to 9:30. Their lunch time will be 11:00 to 11:45. After lunch they would do a time test of adding. If all of them pass the time test I will give them a treat and if they don't pass I'll still give them a treat. So what will you do if you were a teacher?



Score Sheet for Writing Sample 3

Prompt:

Your teacher is absent and you have been asked to teach your class for a day. Think about what you would do if you were the teacher.

Write a story about your day as the teacher.

Paper Meets the standard

<i>Ideas & Content</i> 6 5 <u>4</u> 3 2 1	<i>Organization</i> 6 5 <u>4</u> 3 2 1	<i>Voice</i> 6 5 <u>4</u> 3 2 1
<i>Word Choice</i> 6 5 <u>4</u> 3 2 1	<i>Sentence Fluency</i> 6 5 <u>4</u> 3 2 1	<i>Conventions</i> 6 <u>5</u> 4 3 2 1

The underlined passages are taken from the *Official Scoring Guide for AIMS Writing* (Six Trait Rubric). Papers are original samples of Arizona student writing. Identifying information has been removed.

Ideas and Content: The writing is clear and focused. Support is present with details that are relevant (“...recess a 9:15 to 9:30” and “...a time test...”). **Score point is 4.**

Organization: Organization is clear. Order is present, but seems formulaic. There is a recognizable beginning, but the ending (posing a question) lacks subtlety. **Score point is 4.**

Voice: The writer demonstrates commitment to the topic and there is a sense of “writing to be read.” “If all of them pass the time test I will give them a treat and if they don’t pass I’ll still give them a treat.” allows the reader to glimpse the writer behind the words. **Score point is 4.**

Word Choice: Words effectively convey the intended message. Expression is functional. Word choices that stand out: “auction,” “wining,” and “treat.” **Score point 4.**

Sentence Fluency: Sentence patterns are somewhat varied (“If I were...,” “After lunch...,” “The one thing I would not...”). The writer has strong control over simple sentence structure. **Score point is 4.**

Conventions: The writing demonstrates strong control of standard writing conventions. There is little need for editing. Generally correct spelling (“wining” for whining is the only error) and correct capitalization. **Score point is 5.**

Sample 4A

Writing

DIRECTIONS: Now write your final copy on the following two pages.

FINAL COPY The Day I was Teacher

One day at school my teacher was sick. The first day we had a substitute. Then the next morning before school she called my house to see if I could be the substitute, for there were none available today, and she thought that I was responsible.

I was so excited that she had chosen me, except for the part that I only had one hour to plan the whole day. When I had it all thought up, Dad took & I to school. When we got there recess hadn't even started, & there were only staff on campus, so we went into the office to wait. I saw that there was a set of keys that had a note which said, "Keys to room 13th for _____."

I was so amazed that she had reserved the the keys for me. When I got inside the classroom, I saw that it was a mess, so I decided to do a little cleaning. I wiped the writing off the chalkboard, & cleaned the desks, & valia! I thought it looked as good as new.

Then I saw a suit, wig & some stilts in the corner of the room. I decided to try them on, & I looked exactly like the teacher.

The class was extremely nice today, even paid attention. First we did math, then A.R. & writing, then there was recess. When they came back in we did till lunch time. After lunch


Writing

Sample 4B

FINAL COPY

we did more A.R. & cursive. Then it was time to go home.
I had bin a great day being the teacher.





Score Sheet for Writing Sample 4

Prompt:

Your teacher is absent and you have been asked to teach yo ur class for a day. Think about what you would do if you were the teacher.

Write a story about your day as the teacher.

Paper Exceeds the standard

<i>Ideas & Content</i>
6 <u>5</u> 4 3 2 1

<i>Organization</i>
6 <u>5</u> 4 3 2 1

<i>Voice</i>
6 <u>5</u> 4 3 2 1

<i>Word Choice</i>
6 <u>5</u> 4 3 2 1

<i>Sentence Fluency</i>
6 <u>5</u> 4 3 2 1

<i>Conventions</i>
6 <u>5</u> 4 3 2 1

The underlined passages are taken from the *Official Scoring Guide for AIMS Writing* (Six Trait Rubric). Papers are original samples of Arizona student writing. Identifying information has been removed.

Ideas and Content: The writing is clear and interesting. It holds the reader’s attention. The writer offers a thorough exploration of the topic. Content and details are well-suited to purpose. The writer plans, prepares the room, and implements lessons, taking time for lunch. **Score point is 5.**

Organization: The writing is easy to follow. The paper has a strong, inviting beginning and a sense of resolution or closure. Details fit where placed. The order and structure move the reader through the text easily. **Score point is 6.**

Voice: The writer seems deeply committed to the topic, purpose, and audience. The writing shows originality, liveliness, conviction, excitement, and humor. The third paragraph allows the reader to discern the writer behind the words and feel a sense of interaction. **Score point is 6.**

Word Choice: The writer employs a rich, broad range of words. From the first paragraph, the vocabulary is excellent: “available,” “amazed,” “reserved,” “valia!” and “extreamly.” **Score point is 6.**

Sentence Fluency: The writing has an easy flow and rhythm. The writer uses variation in sentence structure and length. The writing is characterized by a natural, fluent sound. **Score point is 5.**

Conventions: Errors are so few and so minor that they do not impede readability. The writer makes errors only when he/she has reached beyond the use of basic words and sentence structures. **Score point is 5.**

Mathematics

When do you use mathematics? You use it every single day. When you buy something at the store, you ask yourself, “Do I have enough money?” “Did I get the correct change back?” Before you set your alarm clock, you think about how much time you will need to get ready in the morning. When you share things with your friends or your brothers and sisters, you want to be sure to divide equally. People use mathematics every day in their jobs. All jobs from firefighters to building contractors use mathematics. Even if you’re not sure what you want to do when you grow up, learning mathematics will give you a lot more choices to pick from later. You will discover that mathematics can be a lot of fun!

About the Test

The AIMS DPA Mathematics test contains approximately 80 multiple-choice questions. Fifty-five of the items are AIMS only questions. Fifteen items are *TerraNova* and AIMS questions, and ten items are *TerraNova* questions. Calculators are not allowed; however, the calculations required can be readily handled with pencil and paper. This is not a timed test. You can take as much time as you need to do your best. Most of the questions will be based on general understanding of mathematics and problem-solving skills.

Hints for taking AIMS DPA Mathematics

- Remember! This is NOT a timed test! Take as much time as you need and do your best work.
- Estimate an answer first so you can check if your answer is reasonable.
- Calculators are not allowed in this test, so be careful with your calculations and double-check your work.
- Multiple-choice questions – look at ALL the choices and choose the BEST one.

Sample Questions for Mathematics

What To Expect From This Section

This AIMS DPA Student Guide for Mathematics provides examples of the format and types of questions that will appear on AIMS DPA Mathematics. An attempt has been made to provide a sampling of the types of questions that might be asked; however, not every concept in each standard has a corresponding sample question in this guide. An answer key for all mathematics sample questions is provided in the appendices.

Strand 1: Number Sense and Operations

General concepts you should know :

- Add and subtract two three-digit whole numbers
- Use fractions (halves, thirds, fourths, eighths, and tenths), including adding and subtracting of fractions with common denominators
- Read, write, and order (smallest to largest and largest to smallest) whole numbers up to one thousand
- Recognize place value concepts
- Use expanded notation
- Count money; adding and subtracting money up to \$20.00
- Evaluate reasonableness of results using a variety of techniques, including estimation


1 Tom lives in a city where 32,945 people live. How is that number correctly written in words?

- A thirty-two and nine forty-five
- B thirty-two thousand nine forty-five
- C thirty-two thousand nine hundred forty-five
- D thirty-two thousand nine hundred and forty-five

2 Which of the following lists is in order from least to greatest?

- A 231, 367, 511, 483
- B 231, 367, 483, 511
- C 511, 231, 483, 367
- D 511, 483, 367, 231

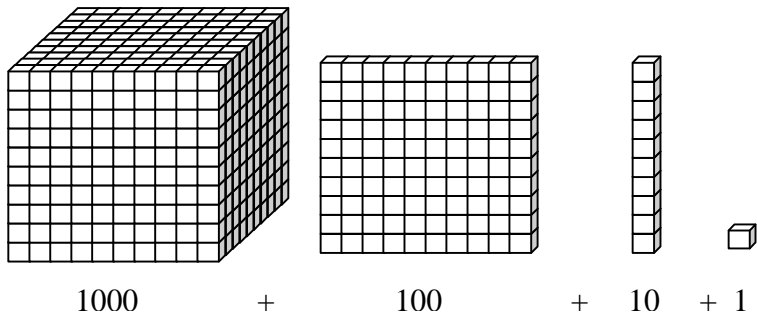
3 Which of the following has 75% shaded?



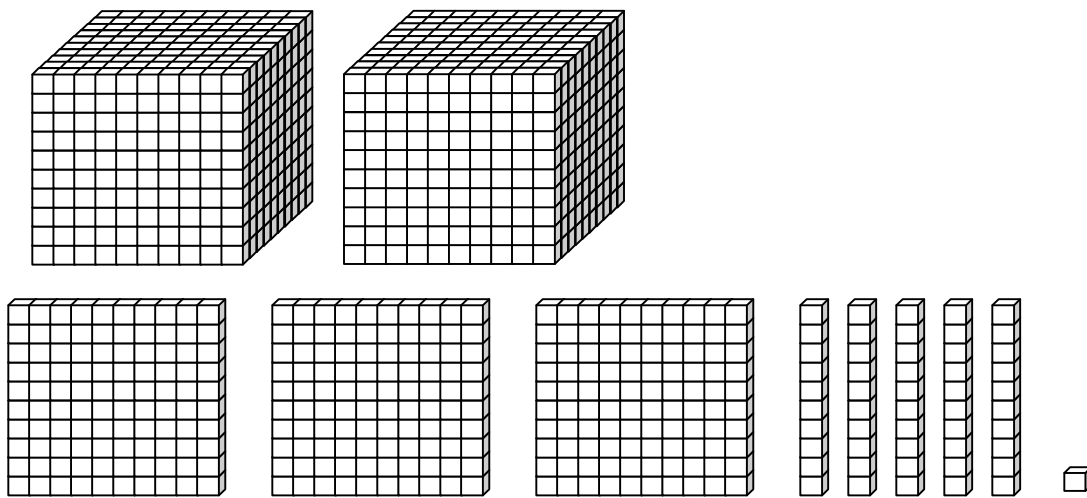
4 Which of the following means the same as 4×7 ?

- A $4 + 7$
- B $7 + 7 + 7 + 7$
- C $4 + 4 + 4 + 4$
- D $7 + 7 + 7 + 7 + 7 + 7 + 7$

5 The model below represents the number 1111.



What number is represented by the model below?

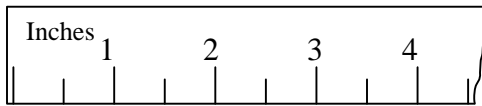


- A 236
- B 281
- C 2351
- D 2531

6 Which of the following has a total value of \$5.64?



- 7 Which of the following is closest to the width of the butterfly below?



- A 1 inch
- B 2 inches
- C 3 inches
- D 4 inches

- 8 What is the solution to the problem shown below?

$$\begin{array}{r} 425 \\ + 418 \\ \hline \end{array}$$

- A 933
- B 943
- C 843
- D 833

- 9 What number goes in the box to make this sentence true?

$$6 \times \square = 48$$

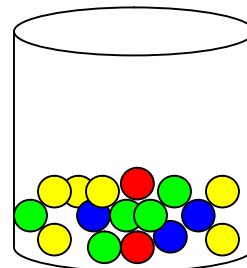
- A 9
- B 8
- C 7
- D 5

Strand 2: Data Analysis, Probability and Discrete Math

General concepts you should know :

- Collect, record, and organize data from surveys and probability experiments
- Identify largest, smallest, most often recorded (mode), least often and middle (median)
- Make and label graphs and solve problems using graphs, charts and tables
- Name possible outcomes of probability experiments and predict the most likely or least likely outcome
- Make a diagram of possible combinations

- 10 Aliyah has 16 marbles in the jar below. There are 3 blue marbles, 2 red marbles, 5 green marbles, and 6 yellow marbles.



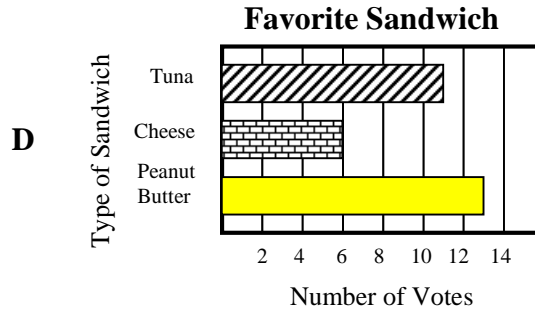
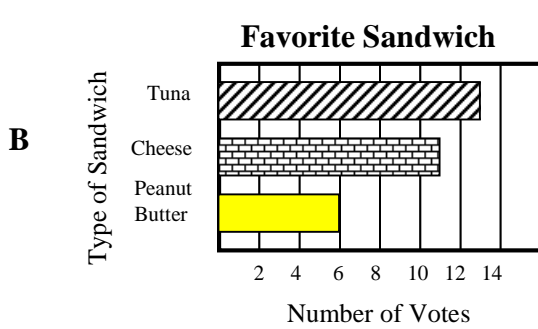
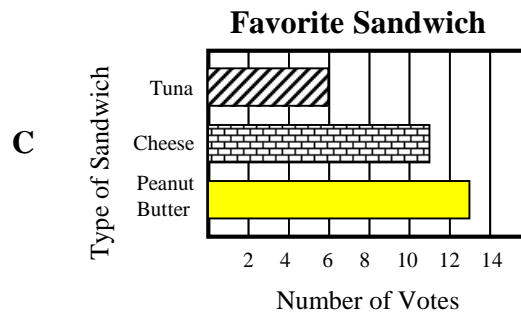
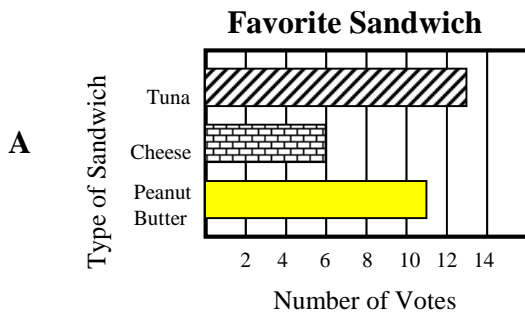
Without looking, Aliyah reaches into the jar and takes out one marble. What color marble is she **least likely** to get?

- A Blue
- B Green
- C Red
- D Yellow




11 Mrs. Henkel asked her students to vote for their favorite type of sandwich. The table below shows the results.

Favorite Type of Sandwich	
Sandwich	Number of Votes
Tuna	13
Cheese	6
Peanut Butter	11





Which graph shows the same results as the table?



12 The table below shows clothes options.

Pants	Shirts	Caps
		

What group shows all the different combinations of 1 cap, 1 shirt, and 1 pair of pants?



Strand 3: Patterns, Algebra and Functions

General concepts you should know :

- Create, describe, and extend a variety of patterns using shapes, events, designs, and numbers
- Make predictions based on a given pattern
- Identify the pattern in skip-counting and name the next number in a pattern
- Find the missing number in addition and subtraction number sentences

13 What is the next number in this pattern of skip-counting by 4?

4 8 12 ?

- A 16
- B 15
- C 14
- D 13

14 Marques practiced the piano **more than** 3 hours each week last month.

Which of the following could be the total number of hours he practiced last month?

- A 17 hours
- B 12 hours
- C 10 hours
- D 6 hours

15 Christine and Angeles played “Guess My Rule”. Every time Christine said a number Angeles changed it into a different number using a rule.

“Guess My Rule” Results

Christine's Number	Angeles' Number
3	15
7	35
9	45

Which of the following could be the rule Angeles used?

- A Add 9
- B Subtract 9
- C Divide by 5
- D Multiply by 5

16 Which of the following goes in the box to make the number sentence below true?

$$\square + 5 = 14$$

- A 9
- B 8
- C 7
- D 6





Strand 4: Geometry and Measurement

General concepts you should know :


- Identify two- and three-dimensional shapes; draw two-dimensional shapes
- Compare attributes of two-dimensional shapes and compare attributes of three-dimensional shapes
- Predict how shapes can be changed by combining or dividing them

- Determine and identify the characteristics (attributes) of an object that are measurable (e.g., length and weight are measurable; color and texture are not)
- Select appropriate unit of measure for a given characteristic of an object (e.g., inches, feet and yards; centimeters and meters; cups, gallons and liters; ounces, pounds, grams and kilograms)
- Select appropriate tool to measure the given characteristic of an object (e.g., ruler, thermometer, measuring cup, scale)
- Tell time to the nearest minute on digital and traditional (analog) clocks
- Determine the passage of time (days, months and years) using a calendar
- Compare units of measure to determine "more or less" relationships (e.g., 10 inches < 1 foot); also to determine equivalent relationships (e.g., 3 feet = 1 yard)
- Read a thermometer in Celsius and Fahrenheit to the nearest degree
- Estimate measurements and evaluate reasonableness

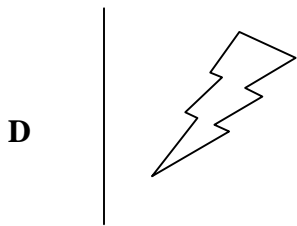
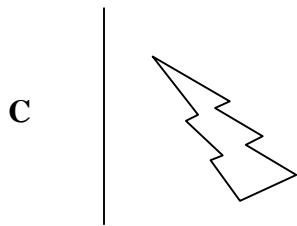
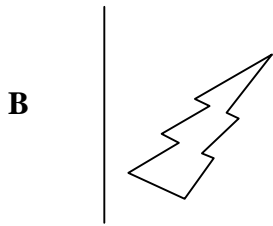
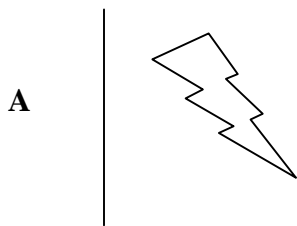
17 Which of the following shows the figure drawn with a line of symmetry?



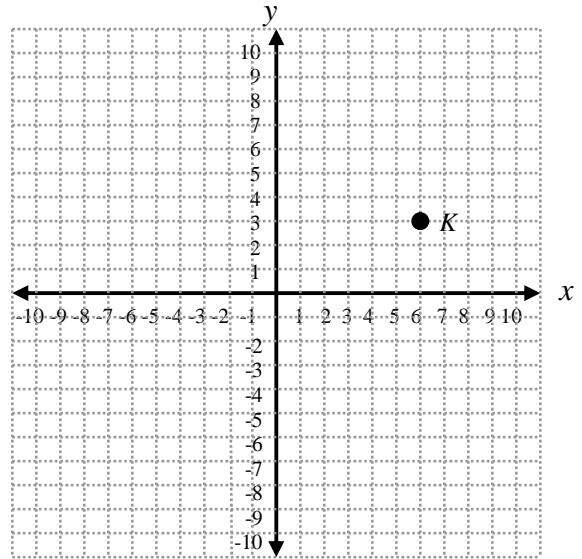
18 Ruth will reflect (flip) the figure below across the line.



Which of the following shows how the figure will look after being flipped?




19 Which of the following ordered pairs shows the location of point K on the grid below?



- A (6, 2)
- B (6, 3)
- C (3, 5)
- D (3, 6)

20 Which of the following could be the time shown on the clock below?



- A 1:45 pm
- B 1:50 pm
- C 9:07 am
- D 10:07 am

Strand 5: Structure and Logic

General concepts you should know :

- Identify necessary and unnecessary information
- Draw a conclusion from existing information

21 The only pets Mr. Li sells are dogs. Some of the pets Mr. Li sells are poodles. Shelbi bought a pet from Mr. Li.

What is known from reading the facts above?

- A** Shelbi bought a poodle.
- B** Shelbi bought a dog.
- C** Mr. Li sells cats.
- D** Mr. Li sells beagles.

Scoring Keys

Reading Key

Question #1: B
Question #2: A
Question #3: C
Question #4: A
Question #5: D
Question #6: C
Question #7: B
Question #8: C
Question #9: A
Question #10: D
Question #11: B
Question #12: D
Question #13: A
Question #14: B
Question #15: C
Question #16: D
Question #17: A
Question #18: C

Mathematics Key:

Question #1: C
Question #2: B
Question #3: A
Question #4: B
Question #5: C
Question #6: A
Question #7: D
Question #8: C
Question #9: B
Question #10: C
Question #11: A
Question #12: D
Question #13: A
Question #14: A
Question #15: D
Question #16: A
Question #17: B
Question #18: D
Question #19: B
Question #20: D
Question #21: B

AIMS Six Trait Analytic Writing Rubric – Official Scoring Guide

IDEAS and CONTENT

<p>6</p> <p>The writing is exceptionally clear, focused and interesting. It holds the reader’s attention throughout. Main ideas stand out and are developed by strong support and rich details suitable to audience and purpose. The writing is characterized by</p> <ul style="list-style-type: none"> • clarity, focus, and control. • main idea(s) that stand out. • supporting, relevant, carefully selected details; when appropriate, use of resources provides strong, accurate, credible support • a thorough, balanced, in-depth explanation/ exploration of the topic; the writing makes connections and shares insights. • content and selected details that are well suited to audience and purpose. 	<p>5</p> <p>The writing is clear, focused and interesting. It holds the reader’s attention. Main ideas stand out and are developed by supporting details suitable to audience and purpose. The writing is characterized by</p> <ul style="list-style-type: none"> • clarity, focus, and control. • main idea(s) that stand out. • supporting, relevant, carefully selected details; when appropriate, use of resources provides strong, accurate, credible support. • a thorough, balanced explanation/exploration of the topic; the writing makes connections and shares insights. • content and selected details that are well-suited to audience and purpose. 	<p>4</p> <p>The writing is clear and focused. The reader can easily understand the main ideas. Support is present, although it may be limited or rather general. The writing is characterized by</p> <ul style="list-style-type: none"> • an easily identifiable purpose. • clear main idea(s) • supporting details that are relevant, but may be overly general or limited in places; when appropriate, resources are used to provide accurate support. • a topic that is explored/explained, although developmental details may occasionally be out of balance with the main idea(s); some connections and insights may be present. • content and selected details that are relevant, but perhaps not consistently well chosen for audience and purpose.
<p>3</p> <p>The reader can understand the main ideas, although they may be overly broad or simplistic, and the results may not be effective. Supporting detail is often limited, insubstantial, overly general, or occasionally slightly off-topic. The writing is characterized by</p> <ul style="list-style-type: none"> • an easily identifiable purpose and main idea(s). • predictable or overly-obvious main ideas or plot; conclusions or main points seem to echo observations heard elsewhere. • support that is attempted; but developmental details that are often limited in scope, uneven, somewhat off-topic, predictable, or overly general. • details that may not be well-grounded in credible resources; they may be based on clichés, stereotypes or questionable sources of information. • difficulties when moving from general observations to specifics. 	<p>2</p> <p>Main ideas and purpose are somewhat unclear or development is attempted but minimal. The writing is characterized by</p> <ul style="list-style-type: none"> • a purpose and main idea(s) that may require extensive inferences by the reader. • minimal development; insufficient details. • irrelevant details that clutter the text. • extensive repetition of detail. 	<p>1</p> <p>The writing lacks a central idea or purpose. The writing is characterized by</p> <ul style="list-style-type: none"> • ideas that are extremely limited or simply unclear. • attempts at development that are minimal or non-existent; the paper is too short to demonstrate the development of an idea.

© Oregon Department of Education. All rights reserved.

AIMS Six Trait Analytic Writing Rubric – Official Scoring Guide

ORGANIZATION

<p>6</p> <p>The organization enhances the central idea(s) and its development. The order and structure are compelling and move the reader through the text easily. The writing is characterized by</p> <ul style="list-style-type: none"> • effective, perhaps creative, sequencing; the organizational structure fits the topic, and the writing is easy to follow. • a strong, inviting beginning that draws the reader in and a strong satisfying sense of resolution or closure. • smooth, effective transitions among all elements (sentences, paragraphs, and ideas). • details that fit where placed. 	<p>5</p> <p>The organization enhances the central idea(s) and its development. The order and structure are strong and move the reader through the text. The writing is characterized by.</p> <ul style="list-style-type: none"> • effective sequencing; the organizational structure fits the topic, and the writing is easy to follow. • an inviting beginning that draws the reader in and a satisfying sense of resolution or closure. • smooth, effective transitions among all elements (sentences, paragraphs, and ideas). • details that fit where placed. 	<p>4</p> <p>Organization is clear and coherent. Order and structure are present, but may seem formulaic. The writing is characterized by</p> <ul style="list-style-type: none"> • clear sequencing. • an organization that may be predictable. • a recognizable, developed beginning that may not be particularly inviting; a developed conclusion that may lack subtlety. • a body that is easy to follow with details that fit where placed. • transitions that may be stilted or formulaic. • organization which helps the reader, despite some weaknesses.
<p>3</p> <p>An attempt has been made to organize the writing; however, the overall structure is inconsistent or skeletal. The writing is characterized by</p> <ul style="list-style-type: none"> • attempts at sequencing, but the order or the relationship among ideas may occasionally be unclear. • a beginning and an ending which, although present, are either undeveloped or too obvious (e.g. “My topic is...”, “These are all the reasons that...”) • transitions that sometimes work. The same few transitional devices (e.g., coordinating conjunctions, numbering, etc.) may be overused. • a structure that is skeletal or too rigid. • placement of details that may not always be effective. • organization which lapses in some places, but helps the reader in others. 	<p>2</p> <p>The writing lacks a clear organizational structure. An occasional organizational device is discernible; however, the writing is either difficult to follow and the reader has to reread substantial portions, or the piece is simply too short to demonstrate organizational skills. The writing is characterized by</p> <ul style="list-style-type: none"> • some attempts at sequencing, but the order or the relationship among ideas is frequently unclear. • a missing or extremely undeveloped beginning, body, and/or ending. • a lack of transitions, or when present, ineffective or overused. • a lack of an effective organizational structure. • details that seem to be randomly placed, leaving the reader frequently confused. 	<p>1</p> <p>The writing lacks coherence; organization seems haphazard and disjointed. Even after rereading, the reader remains confused. The writing is characterized by</p> <ul style="list-style-type: none"> • a lack of effective sequencing. • a failure to provide an identifiable beginning, body and/or ending. • a lack of transitions. • pacing that is consistently awkward; the reader feels either mired down in trivia or rushed along too rapidly. • a lack of organization which ultimately obscures or distorts the main point.

© Oregon Department of Education. All rights reserved.

AIMS Six Trait Analytic Writing Rubric – Official Scoring Guide

VOICE

<p>6</p> <p>The writer has chosen a voice appropriate for the topic, purpose and audience. The writer seems deeply committed to the topic, and there is an exceptional sense of “writing to be read.” The writing is expressive, engaging, or sincere. The writing is characterized by</p> <ul style="list-style-type: none"> • an effective level of closeness to or distance from the audience (e.g., a narrative should have a strong personal voice, while an expository piece may require extensive use of outside resources and a more academic voice; nevertheless, both should be engaging, lively, or interesting. Technical writing may require greater distance.) • an exceptionally strong sense of audience; the writer seems to be aware of the reader and of how to communicate the message most effectively. The reader may discern the writer behind the words and feel a sense of interaction. • a sense that the topic has come to life; when appropriate, the writing may show originality, liveliness, honesty, conviction, excitement, humor, or suspense. 	<p>5</p> <p>The writer has chosen a voice appropriate for the topic, purpose, and audience. The writer seems committed to the topic, and there is a sense of “writing to be read.” The writing is expressive, engaging or sincere. The writing is characterized by</p> <ul style="list-style-type: none"> • an appropriate level of closeness to or distance from the audience (e.g., a narrative should have a strong personal voice while an expository piece may require extensive use of outside resources and a more academic voice; nevertheless, both should be engaging, lively or interesting. Technical writing may require greater distance.) • a strong sense of audience; the writer seems to be aware of the reader and of how to communicate the message most effectively. The reader may discern the writer behind the words and feel a sense of interaction. • a sense that the topic has come to life; when appropriate, the writing may show originality, liveliness, honesty, conviction, excitement, humor, or suspense. 	<p>4</p> <p>A voice is present. The writer demonstrates commitment to the topic, and there may be a sense of “writing to be read.” In places, the writing is expressive, engaging, or sincere. The writing is characterized by</p> <ul style="list-style-type: none"> • a questionable or inconsistent level of closeness to or distance from the audience. • a sense of audience; the writer seems to be aware of the reader but has not consistently employed an appropriate voice. The reader may glimpse the writer behind the words and feel a sense of interaction in places. • liveliness, sincerity, or humor when appropriate; however, at times the writing may be either inappropriately casual or personal, or inappropriately formal and stiff.
<p>3</p> <p>The writer’s commitment to the topic seems inconsistent. A sense of the writer may emerge at times; however, the voice is either inappropriately personal or inappropriately impersonal. The writing is characterized by</p> <ul style="list-style-type: none"> • a limited sense of audience; the writer’s awareness of the reader is unclear. • an occasional sense of the writer behind the words; however, the voice may shift or disappear a line or two later and the writing become somewhat mechanical. • a limited ability to shift to a more objective voice when necessary. 	<p>2</p> <p>The writing provides little sense of involvement or commitment. There is no evidence that the writer has chosen a suitable voice. The writing is characterized by</p> <ul style="list-style-type: none"> • little engagement of the writer; the writing tends to be largely flat, lifeless, stiff, or mechanical. • a voice that is likely to be overly informal and personal. • a lack of audience awareness; there is little sense of “writing to be read.” • little or no hint of the writer behind the words. There is rarely a sense of interaction between reader and writer. 	<p>1</p> <p>The writing seems to lack a sense of involvement or commitment. The writing is characterized by</p> <ul style="list-style-type: none"> • no engagement of the writer; the writing is flat and lifeless. • a lack of audience awareness; there is no sense of “writing to be read.” • no hint of the writer behind the words. There is no sense of interaction between writer and reader; the writing does not involve or engage the reader.

©Oregon Department of Education. All rights reserved.

AIMS Six Trait Analytic Writing Rubric – Official Scoring Guide

WORD CHOICE

<p>6</p> <p>Words convey the intended message in an exceptionally interesting, precise, and natural way appropriate to audience and purpose. The writer employs a rich, broad range of words, which have been carefully chosen and thoughtfully placed for impact. The writing is characterized by</p> <ul style="list-style-type: none"> • accurate, strong, specific words; powerful words energize the writing. • fresh, original expression; slang, if used, seems purposeful and is effective. • vocabulary that is striking and varied, but that is natural and not overdone. • ordinary words used in an unusual way. • words that evoke strong images; figurative language may be used. 	<p>5</p> <p>Words convey the intended message in an interesting, precise, and natural way appropriate to audience and purpose. The writer employs a broad range of words which have been carefully chosen and thoughtfully placed for impact. The writing is characterized by</p> <ul style="list-style-type: none"> • accurate, specific words; word choices energize the writing. • fresh, vivid expression; slang, if used, seems purposeful and is effective. • vocabulary that may be striking and varied, but that is natural and not overdone. • ordinary words used in an unusual way. • words that evoke clear images; figurative language may be used. 	<p>4</p> <p>Words effectively convey the intended message. The writer employs a variety of words that are functional and appropriate to audience and purpose. The writing is characterized by</p> <ul style="list-style-type: none"> • words that work but do not particularly energize the writing. • expression that is functional; however, slang, if used, does not seem purposeful and is not particularly effective. • attempts at colorful language that may occasionally seem overdone. • occasional overuse of technical language or jargon. • rare experiments with language; however, the writing may have some fine moments and generally avoids clichés.
<p>3</p> <p>Language is quite ordinary, lacking interest, precision and variety, or may be inappropriate to audience and purpose in places. The writer does not employ a variety of words, producing a sort of “generic” paper filled with familiar words and phrases. The writing is characterized by</p> <ul style="list-style-type: none"> • words that work, but that rarely capture the reader’s interest. • expression that seems mundane and general; slang, if used, does not seem purposeful and is not effective. • attempts at colorful language that seem overdone or forced. • words that are accurate for the most part, although misused words may occasionally appear, technical language or jargon may be overused or inappropriately used. • reliance on clichés and overused expressions. 	<p>2</p> <p>Language is monotonous and/or misused, detracting from the meaning and impact. The writing is characterized by</p> <ul style="list-style-type: none"> • words that are colorless, flat or imprecise. • monotonous repetition or overwhelming reliance on worn expressions that repeatedly distract from the message. • images that are fuzzy or absent altogether. 	<p>1</p> <p>The writing shows an extremely limited vocabulary or is so filled with misuses of words that the meaning is obscured. Only the most general kind of message is communicated because of vague or imprecise language. The writing is characterized by</p> <ul style="list-style-type: none"> • general, vague words that fail to communicate. • an extremely limited range of words. • words that simply do not fit the text; they seem imprecise, inadequate, or just plain wrong.

©Oregon Department of Education. All rights reserved.

AIMS Six Trait Analytic Writing Rubric – Official Scoring Guide

SENTENCE FLUENCY

<p>6</p> <p>The writing has an effective flow and rhythm. Sentences show a high degree of craftsmanship, with consistently strong and varied structure that makes expressive oral reading easy and enjoyable. The writing is characterized by</p> <ul style="list-style-type: none"> • a natural, fluent sound; it glides along with one sentence flowing effortlessly into the next. • extensive variation in sentence structure, length, and beginnings that add interest to the text. • sentence structure that enhances meaning by drawing attention to key ideas or reinforcing relationships among ideas. • varied sentence patterns that create an effective combination of power and grace. • strong control over sentence structure; fragments, if used at all, work well. • stylistic control; dialogue, if used, sounds natural. 	<p>5</p> <p>The writing has an easy flow and rhythm. Sentences are carefully crafted, with strong and varied structure that makes expressive oral reading easy and enjoyable. The writing is characterized by</p> <ul style="list-style-type: none"> • a natural, fluent sound; it glides along with one sentence flowing into the next. • variation in sentence structure, length, and beginnings that add interest to the text. • sentence structure that enhances meaning. • control over sentence structure; fragments, if used at all, work well. • stylistic control; dialogue, if used sounds natural. 	<p>4</p> <p>The writing flows; however, connections between phrases or sentences may be less than fluid. Sentence patterns are somewhat varied, contributing to ease in oral reading. The writing is characterized by</p> <ul style="list-style-type: none"> • a natural sound; the reader can move easily through the piece, although it may lack a certain rhythm and grace. • some repeated patterns of sentence structure, length, and beginnings that may detract somewhat from overall impact. • strong control over simple sentence structures, but variable control over more complex sentences; fragments, if present, are usually effective. • occasional lapses in stylistic control; dialogue, if used, sounds natural for the most part, but may at times sound stilted or unnatural.
<p>3</p> <p>The writing tends to be mechanical rather than fluid. Occasional awkward constructions may force the reader to slow down or reread. The writing is characterized by</p> <ul style="list-style-type: none"> • some passages that invite fluid oral reading; however, others do not. • some variety in sentences structure, length, and beginnings, although the writer falls into repetitive sentence patterns. • good control over simple sentence structures, but little control over more complex sentences; fragments, if present, may not be effective. • sentences which, although functional, lack energy. • lapses in stylistic control; dialogue, if used, may sound stilted or unnatural. 	<p>2</p> <p>The writing tends to be either choppy or rambling. Awkward constructions often force the reader to slow down or reread. The writing is characterized by</p> <ul style="list-style-type: none"> • significant portions of the text that are difficult to follow or read aloud. • sentence patterns that are monotonous (e.g., subject-verb or subject-verb-object). • a significant number of awkward, choppy, or rambling constructions. 	<p>1</p> <p>The writing is difficult to follow or to read aloud. Sentences tend to be incomplete, rambling, or very awkward. The writing is characterized by</p> <ul style="list-style-type: none"> • text that does not invite—and may not even permit—smooth oral reading. • confusing word order that is often jarring and irregular. • sentence structure that frequently obscures meaning. • sentences that are disjointed, confusing, or rambling.

©Oregon Department of Education. All rights reserved.

AIMS Six Trait Analytic Writing Rubric – Official Scoring Guide

CONVENTIONS

<p>6</p> <p>The writing demonstrates exceptionally strong control of standard writing conventions (e.g., punctuation, spelling, capitalization, paragraph breaks, grammar and usage) and uses them effectively to enhance communication. Errors are so few and so minor that the reader can easily skim right over them unless specifically searching for them. The writing is characterized by</p> <ul style="list-style-type: none"> • strong control of conventions; manipulation of conventions may occur for stylistic effect. • strong, effective use of punctuation that guides the reader through the text. • correct spelling, even of more difficult words. • paragraph breaks that reinforce the organizational structure. • correct grammar and usage that contribute to clarity and style. • skill in using a wide range of conventions in a sufficiently long and complex piece. • little or no need for editing. 	<p>5</p> <p>The writing demonstrates strong control of standard writing conventions (e.g., punctuation, spelling, capitalization, paragraph breaks, grammar and usage) and uses them effectively to enhance communication. Errors are so few and so minor that they do not impede readability. The writing is characterized by</p> <ul style="list-style-type: none"> • strong control of conventions. • effective use of punctuation that guides the reader through the text. • correct spelling, even of more difficult words. • paragraph breaks that reinforce the organizational structure. • correct capitalization; errors, if any, are minor. • correct grammar and usage that contribute to clarity and style. • skill in using a wide range of conventions in a sufficiently long and complex piece. • little need for editing. 	<p>4</p> <p>The writing demonstrates control of standard writing conventions (e.g., punctuation, spelling, capitalization, paragraph breaks, grammar and usage). Minor errors, while perhaps noticeable, do not impede readability. The writing is characterized by</p> <ul style="list-style-type: none"> • control over conventions used, although a wide range is not demonstrated. • correct end-of-sentence punctuation, internal punctuation may sometimes be incorrect. • spelling that is usually correct, especially on common words. • basically sound paragraph breaks that reinforce the organizational structure. • correct capitalization; errors, if any, are minor. • occasional lapses in correct grammar and usage; problems are not severe enough to distort meaning or confuse the reader. • moderate need for editing.
<p>3</p> <p>The writing demonstrates limited control of standard writing conventions (e.g., punctuation, spelling, capitalization, paragraph breaks, grammar and usage). Errors begin to impede readability. The writing is characterized by</p> <ul style="list-style-type: none"> • some control over basic conventions; the text may be too simple to reveal mastery. • end-of-sentence punctuation that is usually correct; however, internal punctuation contains frequent errors. • spelling errors that distract the reader; misspelling of common words occurs. • paragraphs that sometimes run together or begin at ineffective places. • capitalization errors. • errors in grammar and usage that do not block meaning but do distract the reader. • significant need for editing. 	<p>2</p> <p>The writing demonstrates little control of standard writing conventions. Frequent, significant errors impede readability. The writing is characterized by</p> <ul style="list-style-type: none"> • little control over basic conventions. • many end-of-sentence punctuation errors; internal punctuation contains frequent errors. • spelling errors that frequently distract the reader; misspelling of common words often occurs. • paragraphs that often run together or begin in ineffective places. • capitalization that is inconsistent or often incorrect. • errors in grammar and usage that interfere with readability and meaning. • substantial need for editing. 	<p>1</p> <p>Numerous errors in usage, spelling, capitalization, and punctuation repeatedly distract the reader and make the text difficult to read. In fact, the severity and frequency of errors are so overwhelming that the reader finds it difficult to focus on the message and must reread for meaning. The writing is characterized by</p> <ul style="list-style-type: none"> • very limited skill in using conventions. • basic punctuation (including end-of-sentence punctuation) that tends to be omitted, haphazard, or incorrect. • frequent spelling errors that significantly impair readability. • paragraph breaks that may be highly irregular or so frequent (every sentence) that they bear no relation to the organization of the text. • capitalization that appears to be random. • a need for extensive editing.

Test-Taking Strategies

- **Be physically prepared.** Get plenty of rest the night before. On the day of the test, eat a healthy breakfast.
- **Be mentally prepared.** Try to relax and do your best. View the test as an opportunity to truly show what you know and are able to do.
- **Listen to directions** as the teacher explains them. Ask about any directions you do not understand.
- **Read the directions carefully.**
- **Look for key words** that will help you identify what the question is asking you to do.
- **Take your time** and work at your own pace. AIMS DPA is not a timed test, but you do want to use your time well.
- **Move on** to the next item if you are stuck. Be sure to return to it later.
- **Make educated guesses** if you are unsure of an answer: first eliminate choices that are obviously incorrect, then logically select from the remaining choices.
- **Take the time to review your answers** when you are finished. Re-read your written responses to check that they are clear.

NOTES