

DOCUMENT RESUME

ED 481 786

HE 036 292

AUTHOR Kaplan, James L.; LaVista, Daniel J.
TITLE Illinois Higher Education Annual Report, 2003.
INSTITUTION Illinois State Board of Higher Education, Springfield.
PUB DATE 2003-00-00
NOTE 35p.; For the 2002 report, see ED 467 031.
PUB TYPE Numerical/Quantitative Data (110) -- Reports - Descriptive (141)
EDRS PRICE EDRS Price MF01/PC02 Plus Postage.
DESCRIPTORS Annual Reports; College Graduates; *College Preparation; Educational Finance; Educational Objectives; *Enrollment; *Higher Education; Majors (Students); Paying for College; *State Programs

ABSTRACT

This report presents information about the Illinois Board of Higher Education and the state of higher education in Illinois. The Illinois Board of Higher Education, a 15-member board, is responsible for planning and coordinating the state's system of higher education. The Board has statutory responsibilities for master planning, the budget, program approval, institution approval, grants administration, and information systems. The Board has adopted the Illinois Commitment, a strategic plan that sets forth six goals for higher education in Illinois. The report contains information on the higher education budget for fiscal year 2004, a budget that includes \$2.4 billion in state general funds. Details are provided for public universities, community colleges, adult education, and other aspects of the higher education system. Some policy initiatives are highlighted, including the Board's Committee on Affordability and its Faculty Diversity Study. A brief profile of higher education in Illinois is also included. In fall 2002, there were 781,190 students at 187 public and private colleges and universities in Illinois, representing a 3.8% increase over 2001. Details are provided about student characteristics, enrollment, finances, graduates, and programs. (Contains 15 figures and 5 maps.) (SLD)

Reproductions supplied by EDRS are the best that can be made
from the original document.

Illinois Higher Education Annual Report

ED 481 786



ILLINOIS BOARD OF HIGHER EDUCATION

James L. Kaplan
Chairman

Daniel J. LaVista
Executive Director

BEST COPY AVAILABLE

U.S. DEPARTMENT OF EDUCATION
Office of Educational Research and Improvement
EDUCATIONAL RESOURCES INFORMATION
CENTER (ERIC)

- This document has been reproduced as received from the person or organization originating it.
- Minor changes have been made to improve reproduction quality.

- Points of view or opinions stated in this document do not necessarily represent official OERI position or policy.

2003

PERMISSION TO REPRODUCE AND
DISSEMINATE THIS MATERIAL HAS
BEEN GRANTED BY

C. Lorton

TO THE EDUCATIONAL RESOURCES
INFORMATION CENTER (ERIC)

2

1

Illinois Board of Higher Education

Members

James L. Kaplan, Lincolnshire, Chairman
Thomas R. Lamont, Springfield, Vice Chair

J. Robert Barr, Evanston
Jerry D. Blakemore, Chicago
Frances G. Carroll, Chicago
Edward T. Duffy, Arlington Heights
Robert J. English, Aurora
Samuel K. Gove, Urbana
Cordelia Meyer, Chicago
Proshanta K. Nandi, Springfield
Gilbert L. Rutman, Edwardsville
Lucy Sloan, Carbondale
Kevin O'Kelly, DeKalb

Staff

Daniel J. LaVista
Executive Director

431 E. Adams Street
Second Floor
Springfield, IL 62701-1418

217/782-2551
FAX: 217/782-8548
Web: www.ibhe.org

Printed by Authority of the State of Illinois
10/03 300 copies

Printed on Recycled Paper

Illinois Board of Higher Education

The Illinois Board of Higher Education is responsible for planning and coordinating the state's system of higher education. The Board's statutory responsibilities include:

- **Master Planning** - Analyze the aims, needs, and requirements of Illinois higher education. Modify policies that guide the state's system of public and private colleges and universities.
- **Budget** - Recommend to the Governor and the General Assembly budgetary needs for higher education institutions and agencies.
- **Program Approval** - Approve or deny proposals by public university governing boards and the Illinois Community College Board for new units of instruction, research, or public service. Review existing instruction, research, or public service programs to determine their continued educational and economic justification.
- **Institution Approval** - Authorize independent and out-of-state institutions to operate and offer degree programs in Illinois. Conduct on-going reviews to assure that these institutions maintain the conditions under which they were authorized to operate and grant degrees, and revoke operating authority as determined necessary.
- **Grants Administration** - Administer state and federal grant programs
- **Information Systems** - Maintain information system about Illinois higher education.

JAMES L. KAPLAN
Chairman
Managing Partner,
Kaplan & Sorosky
Graduate: University of
Arizona, Illinois Institute
of Technology-Kent
College of Law
Home: Lincolnshire
Public member,
term expires, 2007

THOMAS LAMONT
Vice Chairman
Partner, Brown, Hay &
Stephens of Springfield
Graduate: Illinois State
University, University of
Illinois College of Law
Home: Springfield
Public member,
term expires, 2009

ROBERT ENGLISH
Owner, PMA Financial
Network, Inc.
Graduate: Illinois State
University, Northern
Illinois University
Home: Aurora
Public member,
term expires, 2007

The Illinois Board of Higher Education is comprised of 15 members: 10 appointed to six-year terms by the Governor (with the advice and consent of the State Senate); one appointed by the Governor to a one-year term (does not require Senate confirmation) to represent public universities; one appointed by the Governor to a one-year term (does not require Senate confirmation) to represent private colleges and universities; the chairs of the Illinois Community College Board and the Illinois Student Assistance Commission; and a student selected by the Board's Student Advisory Committee. The Governor designates the person who serves as chair; members of the Board select a vice-chair from among their membership.

Budget and Fiscal Affairs

The Board of Higher Education coordinates development of a budget blueprint for all of higher education.

Planning and Policy Development

The Board of Higher Education's policy and planning responsibility is carried out in a variety of ways, from ad hoc study committees and special task forces to initiatives of the Board.

Program Approval

The Board of Higher Education approves all new units of instruction, research, and public service, as well as new academic administrative units, for public colleges and universities in the state. The Board also undertakes periodic review of all existing units of instruction, research, and public service to advise the appropriate governing board whether such programs continue to be educationally and economically justified. Both of these activities are initiated at the campus or institutional level and reviewed by the appropriate governing board before being submitted to the Board staff for analysis and presentation to the Board of Higher Education.

SAM GOVE

*Director Emeritus,
Institute for Government
and Public Affairs
Professor Emeritus,
Political
Science University of
Illinois,
Urbana-Champaign
Graduate: University of
Massachusetts, Syracuse
University
Home: Urbana
Public member,
term expires, 2005*

Program Approvals, 2001-2002		Calendar 2001			Calendar 2002		
		On-campus	Off-campus	Total	On-campus	Off-campus	Total
Public Universities	Degree Programs	7	4	11	9	15	24
	Center & Institutes	5		5			
Community Colleges		19		19	33		33
Independent Institutions	Operating Authority	10	13	23	14	8	23
	Degree Programs	105	93	198	58	122	180

Proposals for new programs and reviews of existing programs for public community colleges and public universities are analyzed in the context of the institution's mission, focus, and priorities. Budget and planning documents prepared by the colleges and universities are submitted annually to the Board of Higher Education and contain programmatic plans related to institutional objectives.

The Board of Higher Education also has statutory responsibility to approve operating authority and degree-granting authority for certain independent and out-of-state institutions operating within the state of Illinois. In addition, the Board must approve all new degree programs proposed by those independent institutions established or beginning to offer degrees after August 14, 1961.

EDWARD DUFFY

*Chair, Illinois Community
College Board
President & CEO,
Chicago Motor Speedway;
CEO, National
Jockey Club
Attended: University of
Illinois
Home: Arlington Heights*

Moreover, the Board carries out ongoing reviews of those independent institutions operating and offering degrees under the Board's authorization to assure that the institutions maintain the conditions under which the original authority to operate or grant degrees was given. The Board

has the power to revoke its authorization if an institution fails to sustain the conditions required by the initial approval to operate or grant degrees.

Grants Administration

The Board administers a variety of state and federal grant programs that provide financial assistance to public and non-public higher education institutions, with each program playing a significant role in advancing the policy agenda for Illinois higher education. The IBHE grant programs provide opportunities for colleges and universities to extend and supplement services to students through projects funded under a variety of programs such as:

- the Higher Education Cooperation Act (HECA)
- the Illinois Consortium for Educational Opportunity Program
- the Illinois Cooperative Work Study Program
- the State Matching Grant Program
- the Graduation Incentive Grant Program
- the Engineering Grant Program
- the Health Services Education Grants Act Program
- No Child Left Behind-Improving Teacher Quality Program
- International Career Academy/International High School

The Board incorporates grant criteria and accountability measures to address key policy agenda initiatives facing Illinois higher education. Included among the priority areas are efforts aimed at increasing the responsiveness to *The Illinois Commitment* in providing access to students and diverse teaching and learning for students, faculty and staff; maintaining a well-trained and equipped workforce; and strengthening the state's supply of higher trained and highly qualified teachers.

The Board also administers funds for other special initiatives, such as the Illinois Century Network (whose operations are being transferred to the state Department of Central Management Services), the University Center of Lake County, and the Illinois Consortium for Educational Opportunity Program, which assists minority students enrolled in graduate programs in certain Illinois colleges and universities.

LUCY SLOAN
Member, Board of
Directors
John A. Logan College
Foundation
Graduate: DePaul
University
Home: Carbondale
Public member,
term expires, 2007

JERRY D. BLAKEMORE
CEO, Illinois Sports
Facilities Authority
Graduate: Princeton
University, John Marshall
Law School
Home: Chicago
Public member,
term expires, 2009

FRANCES G. CARROLL
Instructional Supervisor
for the School
Achievement Structure
Program, DePaul
University
Graduate: Chicago
Teachers College,
University of Sarasota
Home: Chicago
Representative of Public
Universities,
term expires: 2004

KEVIN O'KELLY
Senior at Northern Illinois
University

Student Member

Information systems

Data collected and maintained by the Board fall into three broad categories:

- demographic information about enrolled students and degree recipients
- faculty and staff information
- characteristics of individual colleges and universities.

The Board collects data through surveys of public and private institutions; the Illinois Community College Board coordinates collection of information from and about public community colleges and supplies the appropriate data to the Board of Higher Education.

Student demographic data include age, gender, racial/ethnic group, enrollment status, major, type of degree being sought, and county and state of origin. Faculty and staff information include those demographic factors (age, race, gender) as well as academic rank and tenure status.

CORDELIA MEYER

Vice President, Civic Committee of the Commercial Club of Chicago

Graduate: Johns Hopkins University

Home: Chicago

Public member, term expires, 2005

J. ROBERT BARR

Chair, Illinois Student

Assistance Commission

Partner, Sidley & Austin, Chicago (retired)

Graduate: Grinnell College,

Harvard University

Law School

Home: Evanston

The Illinois Commitment

The Illinois Commitment is the strategic plan adopted by the Board of Higher Education in February 1999 as a citizen's agenda to guide higher education into a new century.

The six goals of The Illinois Commitment were derived from consultation with state leaders and opinion makers, surveys of students, citizens, and business executives, and conversations throughout the higher education community.

The goals reflect the expectations and aspirations for higher education in the 21st Century.

GOAL 1: HIGHER EDUCATION WILL HELP ILLINOIS BUSINESS AND INDUSTRY SUSTAIN STRONG ECONOMIC GROWTH.

GOAL 2: HIGHER EDUCATION WILL JOIN ELEMENTARY AND SECONDARY EDUCATION TO IMPROVE TEACHING AND LEARNING AT ALL LEVELS.

GOAL 3: NO ILLINOIS CITIZEN WILL BE DENIED AN OPPORTUNITY FOR A COLLEGE EDUCATION BECAUSE OF FINANCIAL NEED.

GOAL 4: ILLINOIS WILL INCREASE THE NUMBER AND DIVERSITY OF CITIZENS COMPLETING TRAINING AND EDUCATION PROGRAMS.

GOAL 5: ILLINOIS COLLEGES AND UNIVERSITIES WILL HOLD STUDENTS TO EVEN HIGHER EXPECTATIONS FOR LEARNING AND BE ACCOUNTABLE FOR THE QUALITY OF ACADEMIC PROGRAMS AND THE ASSESSMENT OF LEARNING.

GOAL 6: ILLINOIS COLLEGES AND UNIVERSITIES WILL CONTINUALLY IMPROVE PRODUCTIVITY, COST-EFFECTIVENESS, AND ACCOUNTABILITY.

GILBERT L. RUTMAN
*Economist and Emeritus
Professor at Southern
Illinois University -
Edwardsville
Graduate: Boston
University, Duke
University
Home: Edwardsville
Public member,
term expires: 2009*

PROSHANTA K. NANDI
*Emeritus Professor at
University of Illinois at
Springfield
Graduate: Gorakhpur
University, India;
University of Minnesota
Home: Springfield
Public member,
term expires: 2009*

Daniel J. LaVista
*Executive Director
Graduate: Siena College,
University of Dayton,
Syracuse University
Home: Springfield*

BEST COPY AVAILABLE

Budget, Fiscal 2004

OPERATIONS AND GRANTS

The higher education budget for operations and grants in fiscal 2004 includes \$2.4 billion in state general funds, a decrease of \$84.6 million, or 3.4 percent, from FY2003 appropriations. The budget earmarks \$14.8 million for group health insurance premiums for higher education employees and \$299.2 million for retirement, an increase of \$43.2 million. Excluding these items, the budget for operations and grants totals \$2.1 billion, a decline of \$127.8 million, or 5.7 percent.

In addition, a general fund reserve of \$55 million was set aside in fiscal 2003 at the request of the Governor to help alleviate a state budget deficit of some \$5 billion.

Public Universities

- \$1.3 billion in general funds, \$108.2 million, or 7.7% less than FY2003.
- 8.2% reduction to university operations, excluding direct patient care services at Southern Illinois University and University of Illinois.
- Chicago State University – \$250,000 for Financial Outreach Center; \$1.1 million for academic program restructuring; \$754,300 for library move.
- General fund support for CSU declined 3.1%; for all other public universities, a decrease of 8.2%.
- University income funds for FY04 are estimated to total \$733.7 million, an increase of \$41.6 million, or 6% over FY03.

Community Colleges

- \$289.9 million in general funds for grants and initiatives and operation of Illinois Community College Board, a decrease of \$13.3 million, or 4.4%, from FY03.
- Appropriations for base operating grants, \$191.8 million; small college grants, \$900,000; and equalization grants, \$76.6 million are the same as for FY2003.
- \$3.7 million to protect districts from losing funding as a result of changes in the community college funding formula.
- Deferred maintenance (\$2.98 million) and retirees health insurance grants (\$626,600) held at FY03 levels, as was funding for Lincoln's Challenge grants and the East St. Louis Higher Education Center.
- \$1.3 million for P-16 initiative portion of the student success grant, the same as for FY03.

- \$2.2 million for ICCB office operations, a decrease of \$246,800, or 10%.

Higher Education Operations and Grants, General Funds, FY2004						
\$ in thousands	FY2003 Appropriations	FY2004 Recommend.	Governor's FY04 Budget	FY04 Governor's Action	\$ change/ over FY03	% change/ over FY03
Universities	\$ 1,411,720.3	\$ 1,444,226.1	\$1,301,424.3	\$1,303,564.7	\$(108,155.6)	(7.7)%
Community Colleges	303,131.5*	327,420.3	286,150.8	289,858.9	(13,272.6)	(4.4)
Adult Ed	44,283.0	45,584.4	44,283.0	46,155.2	1,872.2	4.2
ISAC	385,696.3**	420,519.2	392,354.9	398,354.9	12,658.6	3.3
Access/Diversity	29,224.0***	56,002.7	8,607.3	9,107.3	(20,116.7)	(68.8)
Workforce/Econ. Development	39,077.0	36,827.0	35,708.0	37,808.0	(1,269.0)	(3.2)
Teaching, Learning, Quality	-	900.0	-	-	-	-
IMSA	13,459.2	15,262.8	14,359.2	14,359.2	900.0	6.7
Civil Service	1,392.9	1,420.5	1,253.6	1,253.6	(139.3)	(10.0)
IBHE	3,167.3	3,232.3	2,850.6	2,850.6	(316.7)	(10.0)
SURS	255,946.3	298,841.1	299,181.1	299,181.1	43,234.8	16.9
Transfer to Health Reserve	14,753.8	14,753.8	14,753.8	14,753.8	-	-
TOTAL	\$2,501,851.6	\$2,664,992.2	\$2,400,926.6	\$2,417,243.3	\$(84,604.3)	(3.4)%
*Excludes funds for Advanced Technology Grants and Current Workforce Training Grants, transferred to other state agencies.						
**Includes funds for Illinois Scholars, transferred from Illinois State Board of Education.						
***Excludes funding for Illinois Century Network, transferred to Dept. of Central Management Services.						

Adult Education

- \$34.2 million for FY2004, same as FY2003.
- Federal funding of adult ed expected to total \$25.5 million, a decrease of \$116,000, or 0.5%.
- \$11.9 million in general funds transferred from Illinois State Board of Education to ICCB for support of postsecondary career and technical education, representing full transfer of those programs. Federal spending for the programs is expected to increase by \$4.7 million, or 26.5%, to \$22.2 million.

Illinois Student Assistance Commission

- General fund spending totals \$398.4 million, an increase of \$12.7 million, or 3.3%, over FY03.
- The Monetary Award Program, one of the largest need-based student financial aid programs in the nation, will receive \$342.4 million, an increase of \$6 million, or 1.8% over FY03.
- \$3.2 million is included for MAP to offset loss of MAP reserve funds that were available on a one-time basis in FY03, and \$6 million was added to MAP to restore eligibility for "fifth year" recipients, which had been eliminated in FY03.

- \$4.1 million in new general fund spending is earmarked for a new Illinois Future Teacher corps Scholarship program. These funds will be combined with existing ITEACH Teacher Shortage Scholarship and Illinois Scholars programs to expand resources available for students who commit to teach in “high need” K-12 schools in Illinois. Funding for Illinois Scholars (\$2.9 million), which supports recruitment of students (predominantly minorities) into teaching, has been transferred from ISBE to ISAC.
- The budget protects funding at FY03 levels for:
 - the Illinois Veterans Grants program,
 - the Illinois Incentive for Access program,
 - the Merit Recognition Scholarship program,
 - the National Guard Grants program,
 - the Minority Teachers of Illinois and ITEACH Teacher Shortage programs, and
 - the Dependent Grants program.

Grant Programs

- **Health Services Education Grants**, \$17 million: to educate and train health professionals, based on enrollment of Illinois residents in medical, dental, optometric, podiatric, pharmacy, allied health, nursing, and medical residency programs.
- **Higher Education Cooperation Act**, \$10.6 million: to strengthen school/college partnerships and increase the number and diversity of citizens who complete postsecondary education and training. HECA grants also support economic development initiatives and research at Argonne Laboratory and Fermi National Laboratory.
- **Engineering Grants**, \$1.8 million: to assist institutions offering accredited engineering programs in acquisition of state-of-art equipment. Grants are based on the number of engineering degrees awarded and must be matched by institutional funds from private sources.
- **Consortium for Educational Opportunity Act**, \$2 million: to assist minority students in completing graduate degree programs. Grants of up to \$12,500 per year are awarded to Illinois residents who would be otherwise unable to pursue a graduate or professional degree.
- **Cooperative Work Study**, \$2.1 million: to support student work-study programs at public and private institutions.
- **No Child Left Behind/Improving Teacher Quality**, \$4.7 million in federal funds: to improve quality of teachers and principals.

Change in general funds appropriations, FY94-04

FY	\$ Change	% Change
1994	\$53,195.0	3.3%
1995	103,340.8	6.3
1996	93,585.9	5.4
1997	113,242.2	6.1
1998	117,998.6	6.0
1999	148,384.6	7.2
2000	127,134.3	5.7
2001	132,565.0	5.6
2002*	157,000.0	6.3
2003#	(147,057.1)	(5.5)
2004	(84,604.3)	(3.4)

* \$25 million placed in reserve
\$55 million placed in reserve

- **Matching Funds Grant Program, \$9.5 million:** to supply matching dollars for federally-backed research at public and private colleges and universities.
- **Graduation Incentive Grants, \$100,000:** to assist four-year public universities that offer undergrads contracts obligating the university to provide the course, program, and support services necessary to enable students to graduate within four years.
- **International Career Academy/International High School, \$1.4 million:** to provide a graduated career practicum for high school students who have demonstrated a sustained interest in international studies, and to better prepare students and teachers for their roles in a culturally diverse workforce.
- **Miscellaneous Grants, \$4.1 million:** to support veterinary research, the State Geological Survey, and the University Center of Lake County.

Illinois Mathematics and Science Academy

- \$14.4 million in general funds support for FY2004, an increase of \$900,000, or 6.7%, over fiscal 2003 appropriations.
- \$2.05 million in income funds, bringing overall increase to 5.8%.

Higher Education Agencies

- \$1.3 million for the State Universities Civil Service System, a decrease of \$139,300, or 10%, from FY03 appropriations.
- \$2.85 million for the Illinois Board of Higher Education, a decline of \$316,700, or 10%, below FY03.

State Universities Retirement System and Health Insurance Reserve Fund

- An increase of \$43.2 million in general funds allocated to the pension system. SURS certified a total of \$350 million needed to meet statutory funding requirements for FY04, which includes \$296.1 million from general funds, \$38.2 million paid for employees from federal grants and contracts and trust funds, and \$15.7 million from the State Pensions Fund.
- \$3.1 million for SURS for transfer to the Department of Central Management Services for health insurance for retirees of community college districts. The funding requirement certified by SURS is up \$140,785 over FY03.
- \$14.8 million to IBHE for the Health Insurance Reserve Fund to help meet group health insurance costs for public university and higher education employees, the same amount as earmarked in fiscal 2003 and 2002. Before 2002, funds to pay for health insurance premiums for university and higher education employees were appropriated directly to CMS, as were dollars to pay similar costs for other state employees.

- Public universities will contribute \$45 million from university funds in FY04 for group health insurance, the same amount they allocated in fiscal 2003 and 2002.

CAPITAL IMPROVEMENTS

The General Assembly and Governor passed appropriations of \$111.7 million for capital improvements in fiscal 2004. The capital budget includes funding for:

- Six public university projects.
 - \$1 million for electrical upgrade at Chicago State University.
 - \$4.2 million for electrical upgrade at Eastern Illinois University.
 - \$2 million for planning the remodeling of Lincoln Hall at the University of Illinois at Urbana-Champaign.
 - \$22.1 million for life safety improvements in Stevenson and Turner Halls at Illinois State University.
 - \$200,000 for planning building improvements at Western Illinois University.
 - \$2.1 million to Southern Illinois University for remodeling of the Springfield Combined Laboratory addition used by the SIU School of Medicine, the Illinois State Police Crime Lab, and other agencies.
- \$30 million in capital renewal funds for remodeling and renovation at community colleges and public universities statewide.
- \$50 million for the third installment of the five-year, \$250 million Enhanced Construction Program for the community college system.

Capital appropriations, FY94-04	
Fiscal	Appropriations (in thousands)
1994	\$96,501.7
1995	146,845.0
1996	50.0
1997	158,952.9
1998	148,143.3
1999	154,750.1
2000	318,306.4
2001	218,074.7
2002	412,372.9
2003	338,341.4
2004	111,732.5

Policy Highlights

As a statewide coordinating agency, the IBHE has the role of linking state goals with campus missions, aspirations, and capabilities. In the past year, the IBHE undertook several special studies and updated other reports relating to the goals articulated in The Illinois Commitment. Among them were:

The Committee on Affordability (June-August 2003). The Board formed a joint committee with the Illinois Student Assistance Commission in August 2002 to undertake a comprehensive study of college affordability, the first examination of this issue since 1994 when a similar Board committee presented recommendations. In June 2003, the Committee presented its draft report, with both the Board of Higher Education and the Illinois Student Assistance Commission acting on its recommendations in August 2003. The recommendations included:

- Expanding eligibility for need-based Monetary Award Program (MAP) grants to 135 credit hours. The extension is designed to accommodate students whose majors—teaching, engineering, architecture, among others—require more than four years of study.
- Making MAP funding the highest priority in the state’s effort to improve affordability and ensuring that annual increases in MAP support keep pace with increases in tuition and fees across all higher education sectors.
- Ensuring that MAP awards are sufficient to enable students to choose among community colleges, public universities, and private institutions.
- Increasing the Illinois Incentive for Access (IIA) program to provide additional aid for low-income students.
- Encouraging public universities to adopt tuition and fee programs that promote stability, predictability, and affordability to help families better plan for college costs.
- Making the “four-year completion guarantee” now offered by some institutions universal among all public universities, with a two-year version available at community colleges. The guarantee assures students who stay on track with their studies the availability of courses to finish their curriculum in four years.
- Strengthening Illinois high school graduation requirements, based on the notion that students who are prepared for the academic rigors of college will progress in a timely—and economical—way toward their degrees.
- Offering financial incentives to low-income students to take assessment exams (Advanced Placement, for instance) and to participate in dual-enrollment programs that give them a head start on college credit.
- Coordinating outreach efforts at the state level to educate families and students about financial aid opportunities and assist with taking advantage of them.
- Developing a biennial “state of college affordability in Illinois” report to monitor financial needs that require attention and to provide an early alert to parents about the cost of attending college.

Faculty Diversity Study (April, August 2003). “As the face of our nation and state has changed, our faculty has not changed along with it. There is no area of higher education that is less diverse.” With those words, a staff report issued a call to action to diversify the face of faculty at Illinois colleges and universities. The study, *Opportunities for Leadership: Strategies for Improving Faculty Diversity in Illinois Higher Education*, was the outgrowth of a report on access and diversity in student enrollment which the Board approved in August 2001. The faculty study involved public hearings, including a web-based hearing; focus groups on campus leadership and other issues; consultations with national and state experts; and analysis of research and information from Illinois colleges and universities. The report also concluded that faculty diversity—including more minorities, more women in underrepresented disciplines, and more faculty with disabilities—will strengthen learning opportunities for all students. It recommended steps to better develop pools of available minority candidates for faculty positions, to ensure that diversity is a central component of campus job searches, to create a climate hospitable to diverse

groups, and to engage the higher education leadership in making diversity a part of the campus DNA. Among its findings:

- The study cited national research and Illinois surveys demonstrating that students, parents, and citizens place a high premium on the role of college to help prepare them to live and work in a diverse world. It also noted that faculty play a pivotal role in helping students achieve that goal. But the study further concluded that faculty representation among African-Americans and Latinos is “shockingly low,” particularly considering those groups comprise nearly 30 percent of Illinois’ population.
- The report suggested colleges look at a largely untapped pool of potential minority faculty right under their noses: African-American and Latino graduates of master’s degree programs. The study found that while the percentage of minority master’s degree recipients remains low, the number of recipients has grown significantly during the nineties and today constitutes an underused resource for diversifying faculty ranks, particularly at community colleges.

The study recommended other actions at both the campus and state level to broaden faculty diversity, including:

- Revamping two state-funded, minority graduate incentive programs to place a stronger emphasis on placement of their graduates in faculty positions.
- Rethinking academic searches with structural and procedural changes, strengthening the roles of deans and department chairs, and weeding out subtle impediments that can unintentionally work against minority candidates, such as narrowly construing job descriptions and a narrow reading of resumes.
- Taking the temperature of campus climate to determine whether policies and practices create a welcoming environment for faculty of diverse backgrounds.
- Convening statewide workshops to showcase strategies that can increase minority enrollment in graduate studies.

Quality Assurance Accountability (February 2003). This report, adopted by the Board, reviewed ongoing, recent, and proposed measures aimed at strengthening quality of programs and promoting accountability. Among the quality assurance and accountability measures are:

- Academic Program Approval processes that emphasize results and include assessment of student learning as a key component. Assessment of all academic programs, scheduled for implementation in 2004, requires (1) evidence of a commitment to monitoring results to improve curriculum, instruction, and learning; (2) a statement of expected student learning outcomes; and (3) a description of the process and elements for assessing student learning.
- Academic Program Review requires institutions to prioritize programs for review that may have quality or viability issues; implement assessment of student learning in all academic programs; provide evidence of findings and recommendations regarding student learning; and show that they have an effective process for using student assessment to improve the quality of academic programs.

- Institutional Results Reports, supplied annually to the Board of Higher Education, show progress toward meeting the goals of *The Illinois Commitment*.
- Assessment of Student Learning was mandated by *The Illinois Commitment*. Assessment plans should include these elements:
 - Program goals and intended student outcomes developed by each program's faculty.
 - Systematic assessment of student learning at different points in the program and at the end-of-program evaluation, using multiple qualitative and quantitative measures.
 - Feedback from key stakeholders—students, alumni, employers of graduates, graduate schools, and others.
 - Evidence of a formal feedback mechanism to use assessment results to improve teaching and learning.
 - Monitoring of findings and recommendations for improvement at least annually.
 - Assessment and improvement results submitted to the Illinois Board of Higher Education.
- National Forum on College-Level Learning Pilot Project will place Illinois with four other states to develop a test model for collecting and analyzing comparable college-level learning information across states for the purpose of benchmarking. The project is sponsored by the Pew Charitable Trusts in conjunction with the National Center for Public Policy and Higher Education.

Performance Indicators (February 2003). As an additional mechanism for accountability in achieving vital state goals, the Board adopted recommendations of the Performance Indicator Advisory Committee to create statewide and institutional measures to gauge progress in meeting the aspirations of *The Illinois Commitment*. The committee, comprised of IBHE staff and representatives of public and private colleges and universities, proposed three levels of indicators: statewide, common institutional indicators, and those that are specific to the mission of each institution. A preliminary report in August 2002 unveiled potential statewide and common institutional indicators, which was followed by discussions with Board members, meetings with the Faculty Advisory Committee and Student Advisory Committee, consultation with interested constituents, and a web-based survey that was completed by 250 respondents.

The final report contained 12 statewide and 15 common institutional indicators related to the six goals of *The Illinois Commitment*, including:

- Satisfaction of business and industry with higher education.
- Annual sponsored research expenditures.
- Annual number of graduates by level and broad field of study.
- Annual number of students completing requirements for initial teacher certification by race/ethnicity and gender by certificate area.
- Average undergraduate tuition and fees vs. Illinois per capita disposable income (by sector).
- Proportion of enrolled undergraduate students who receive financial aid.
- Net price of attendance for undergraduates.

- Degree/certificate completions by race/ethnicity, disability status, and gender (by level and sector).
- State level results from Illinois' participation in National Forum on College-Level Learning pilot project.
- Cost of instruction by credit hour by student level.
- Percent of first-time, full-time degree-seeking freshmen who complete degree within 150% of catalog time.
- Administrative and support cost per credit hour.
- Percent of degree/certificate recipients either employed or enrolled in further study one year after graduation.
- Pass rates on professional/occupational licensure exams relative to state and/or national averages.

The first report on existing indicators will be included in the Annual Statewide Results Report presented in December 2003.

The indicators will enable policy-makers and campus leaders to draw conclusions about progress, shortcomings, and areas in need of improvement at the state level over time and at the campus level as compared to performance goals each institution will set.

Statewide Results Report (December 2002)

The Statewide Results Report is an accountability tool for gauging progress in meeting state goals under the higher education strategic plan, *The Illinois Commitment*. Colleges and universities submit reports on activities related to each of the six goals of *The Illinois Commitment*, which are the basis for the statewide report. The December 2002 Results Report showed progress on several fronts including movement to strengthen teacher education efforts, assess student learning, and implement performance indicators for evaluating statewide and campus performance according to various criteria. The report noted slippage in affordability resulting from the FY2003 increases in tuition and reduction in student aid.

Changing Demographics—Undocumented Immigrants (December 2002)

The study of undocumented students, directed by House Resolution 892, found that the number of Hispanic students over the past decade had grown dramatically, but significant gains in population still left Hispanics underrepresented on college and university campuses. The study also found that policies relating to admission and tuition charges for undocumented residents varied widely among public colleges and universities.

The report noted significant demographic shifts in the 1990s. During that decade, the Hispanic population in Illinois grew 69 percent, and now makes up about 12 percent of the state's population. Meanwhile, Hispanic enrollments in college grew 80 percent between 1990 and 2001. Even so, though Hispanics make up 12.3 percent of the population, they constitute just 7.4 percent of enrollments in higher education and 6 percent of degrees awarded.

The study also found disparities between how public universities and community colleges approached admitting students who are not citizens.

In the spring legislative session, Illinois joined other states – California, Texas, New York, and Utah – in enacting a law stating explicitly that undocumented students qualify for in-state tuition rates.

Nontenure-track faculty study (February, April 2002, June 2003)

The faculty study resulted from a legislative resolution directing an examination of part-time and nontenured faculty at Illinois colleges and universities. The study found that nontenure-track faculty represent a sizeable and growing share of all faculty at Illinois public institutions and that, whatever the institutional setting, such faculty members are “well qualified, committed to their work, and often have special skills and knowledge that enable them to make important contributions to student learning.”

However, the study also found that there are gaps in policies and practices for using nontenure-track faculty that inhibit their effectiveness and undermine fair treatment and compensation.

The report recommended that institutions establish processes and standards to govern workload, working conditions, and compensation to address possible inequitable treatment of nontenure-track faculty. It also urged that institutions develop plans and programs to 1) identify criteria used in pay decisions, 2) recognize and reward teaching merit, 3) use multi-year contracts for nontenure-track faculty to offer greater job stability and academic continuity, 4) involve such faculty in departmental and campus decision-making bodies, 5) include them in faculty development opportunities, 6) provide appropriate access to instructional resources and means to interact with students, and 7) evaluate teaching performance annually in writing.

A follow-up report in June 2003 revealed that universities had increased emphasis on evaluation of nontenure-track faculty and improved orientation and mentoring activities. Several universities were exploring or experimenting with multi-year contracts for nontenured faculty and part-time adjunct faculty members, a key recommendation in the Board’s earlier report. Universities also reconsidered salary and benefits for nontenured faculty—including base salary levels and sick leave.

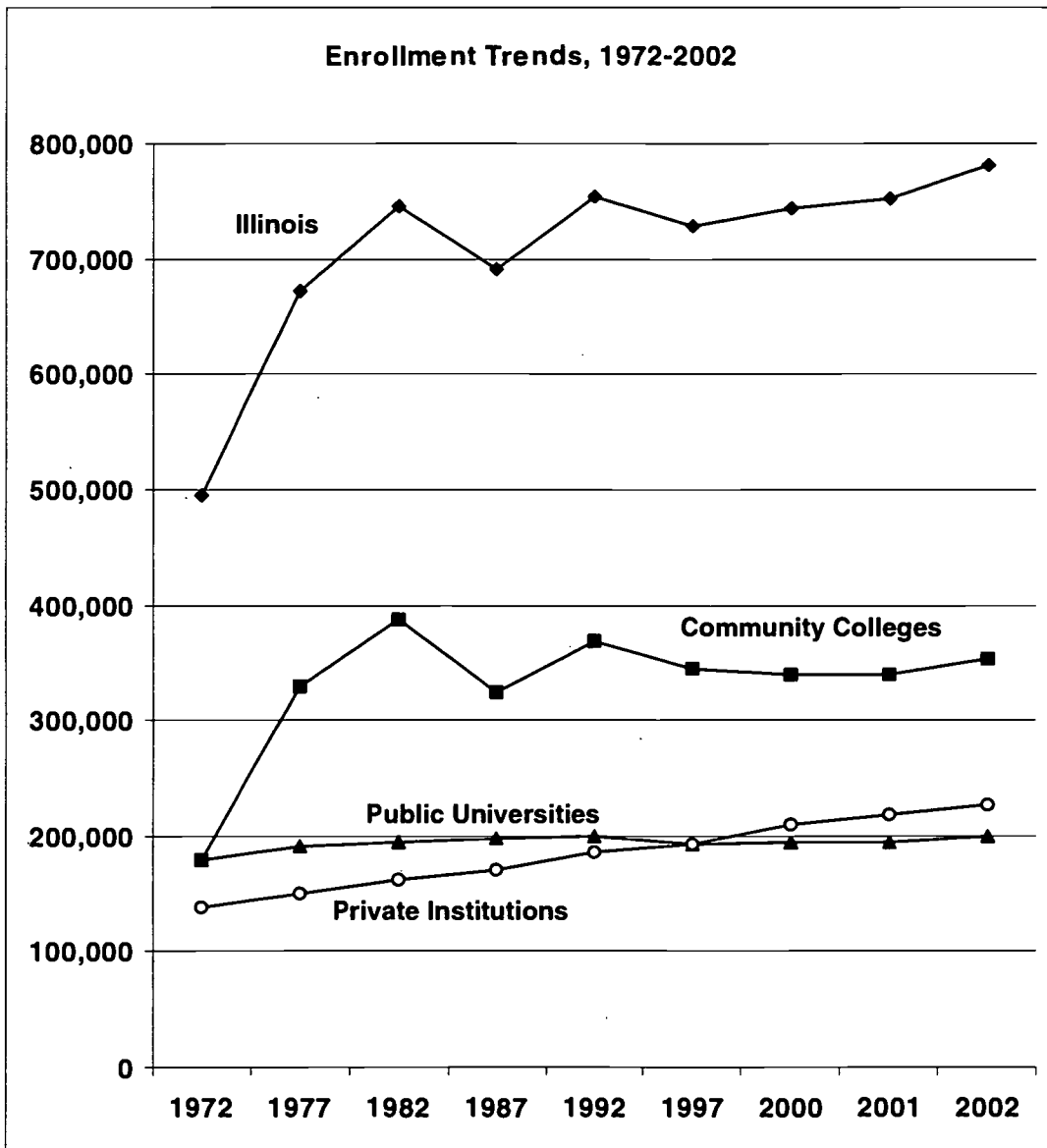
Community colleges, too, reported a variety of measures aimed at improving teaching effectiveness, including workshops, orientation, and faculty mentors. Several colleges also reported increased efforts to involve part-time and nontenure-track faculty in campus governance.

Profile: Higher Ed

In the fall 2002, there were 781,190 students at 187 public and private colleges and universities in Illinois, making up a higher education system ranked as one of the nation's premier.

Enrollments

The more than 780,000 student in 2002 represented a 3.8% increase over 2001, reflecting a trend evident since 1996. Enrollments at public universities increased in 2002 by 2.6%, to 200,388. Community college enrollments rose 4.3% between 2001 and 2002, to 353,705. The number of students at private institutions increased 3.2% in the nonprofit



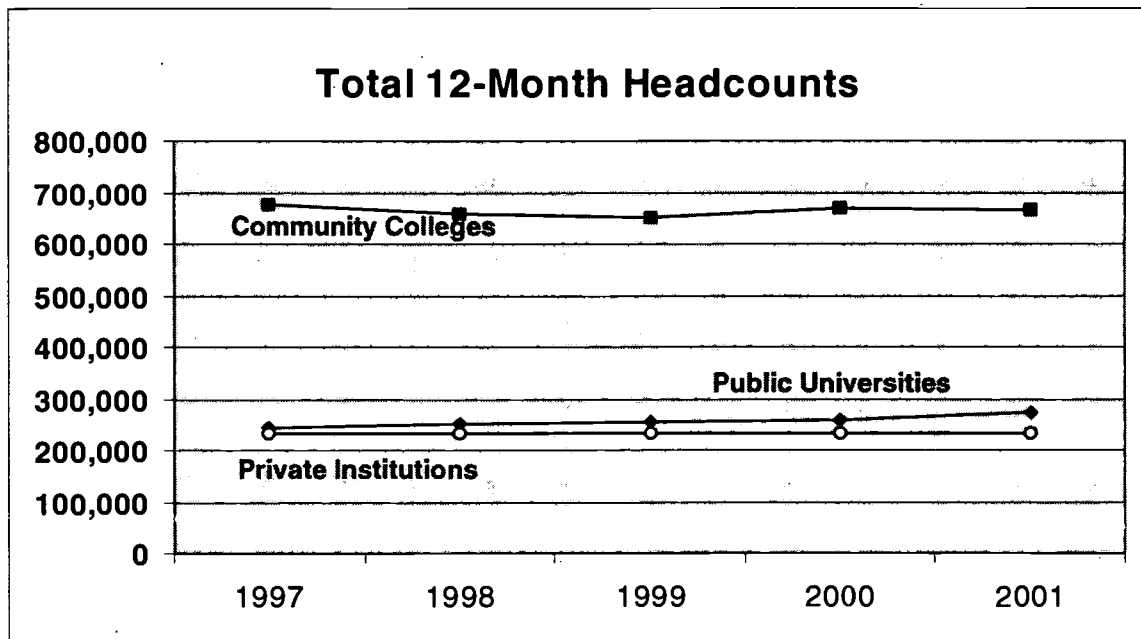
sector, to 197,555, and 9.2% among proprietary institutions, to 29,542. Since 1989, enrollments in for-profit colleges and universities has risen 115%. When a 12-month unduplicated headcount is calculated (as opposed to fall enrollment reports), the total number of students enrolled for credit and in occupational and vocational programs tops 1 million, including 666,491 at community colleges. The unduplicated headcount rose 1.2% in 2002, to 1.17 million.

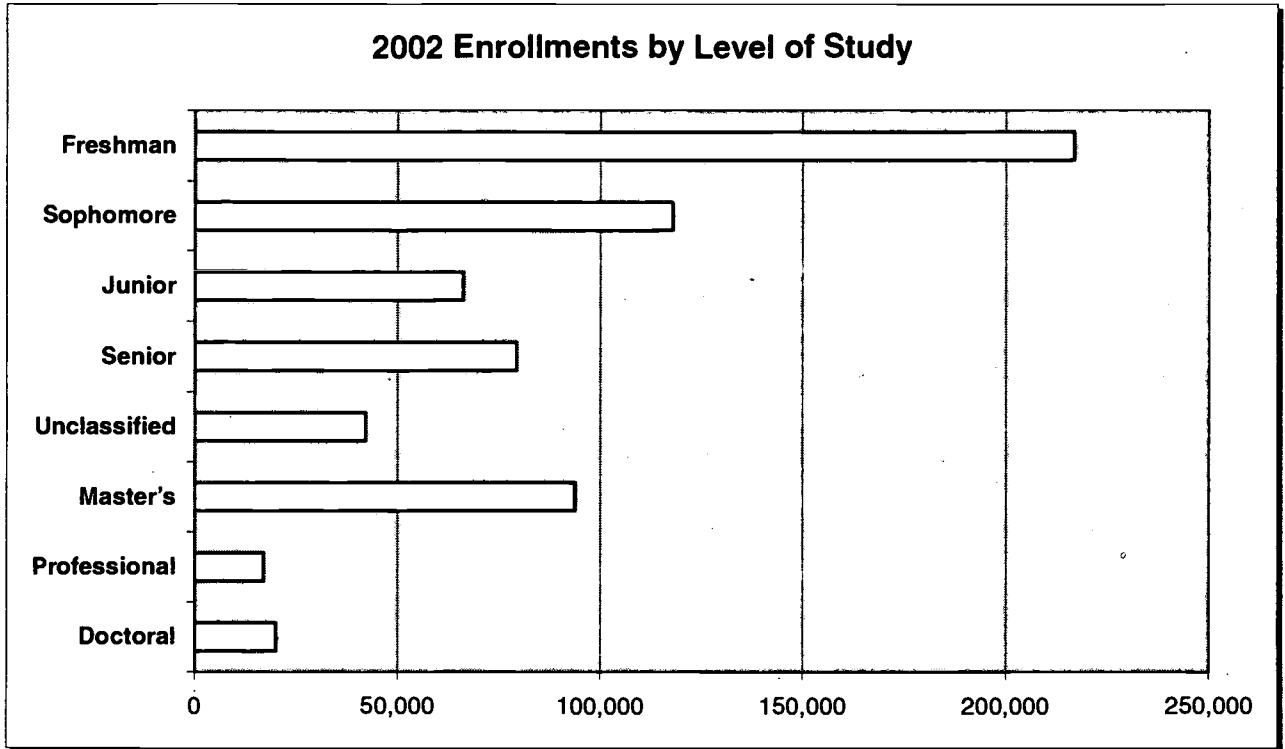
Enrollments	1992	2002
Male	337,887	336,388
Female	415,242	444,502
Full-time	376,209	430,344
Part-time	376,920	350,846
Ave. age (undergrads)	25.6	25.1
Black	12.3%	13%
American Indian	.3%	.3%
White	71.8%	63.2%
Asian	4.8%	5.7%
Hispanic	7.3%	11%
Non-resident Alien	2.4%	3.4%
No Indication	1.1%	3.5%

Higher Ed FACTS

In 2002:

- The largest public university was the University of Illinois at Urbana-Champaign, 39,999. The smallest was U of I-Springfield, 4,451.
- The largest community college was College of DuPage, 30,235. The smallest was Illinois Eastern-Lincoln Trail, 1,355.
- The largest private not-for-profit institution was DePaul University, 23,227. The smallest was American Islamic College, 5.
- The largest private for-profit institution was DeVry University, 13,177. The smallest was Gem City College in Quincy, 35.





Higher Ed FACTS

- In 2000, there were 15,312,289 college students in the U.S.
- 4.9% of them were in Illinois.
- Over the past 30 years, Illinois' share of total U.S. college enrollments peaked at 6.1% in 1971.

Higher Ed FACTS

In 2002,

- There was 1 man and 10 women under age 18 in graduate study.
- There were 148 men and 123 women over age 65 in graduate study.

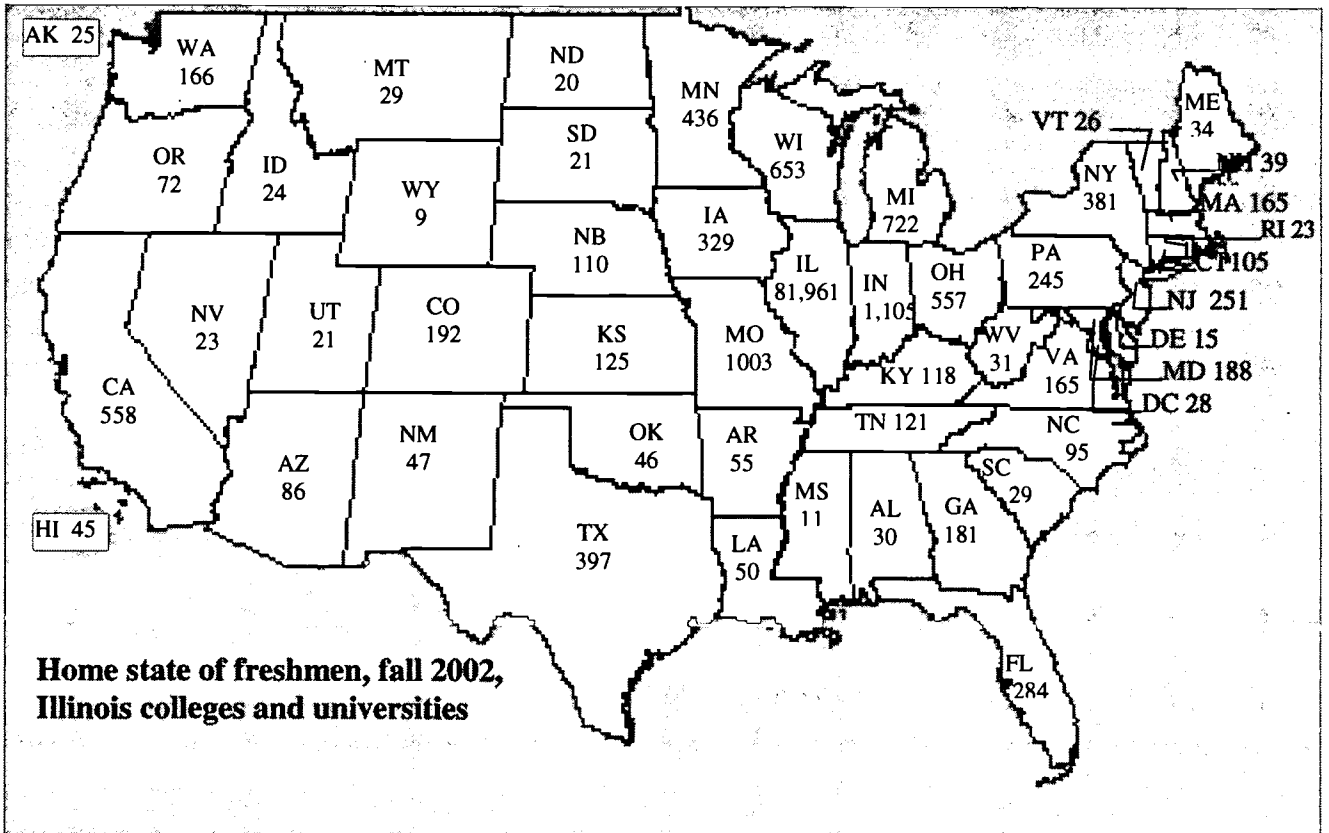
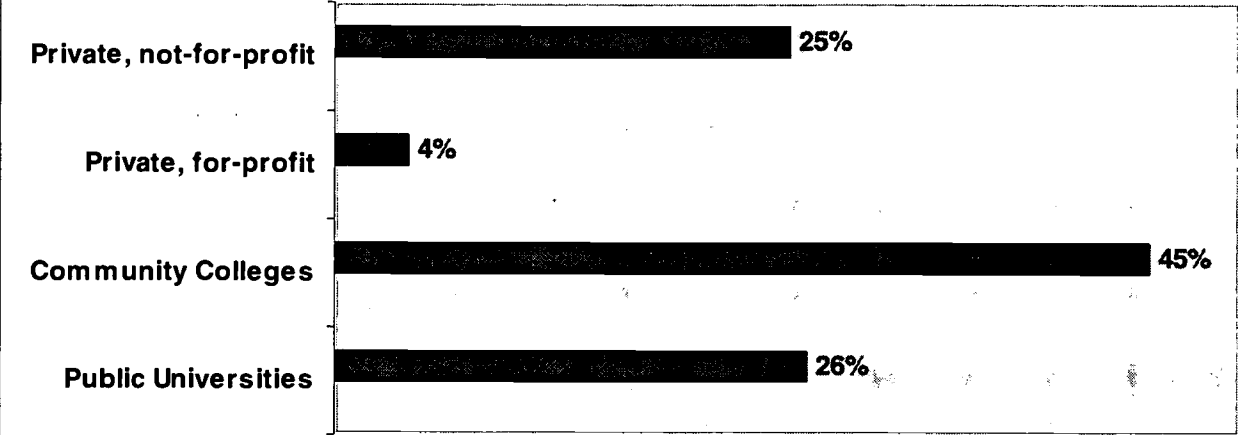
Higher Ed FACTS

In 2002 at Illinois public universities, women outnumbered men

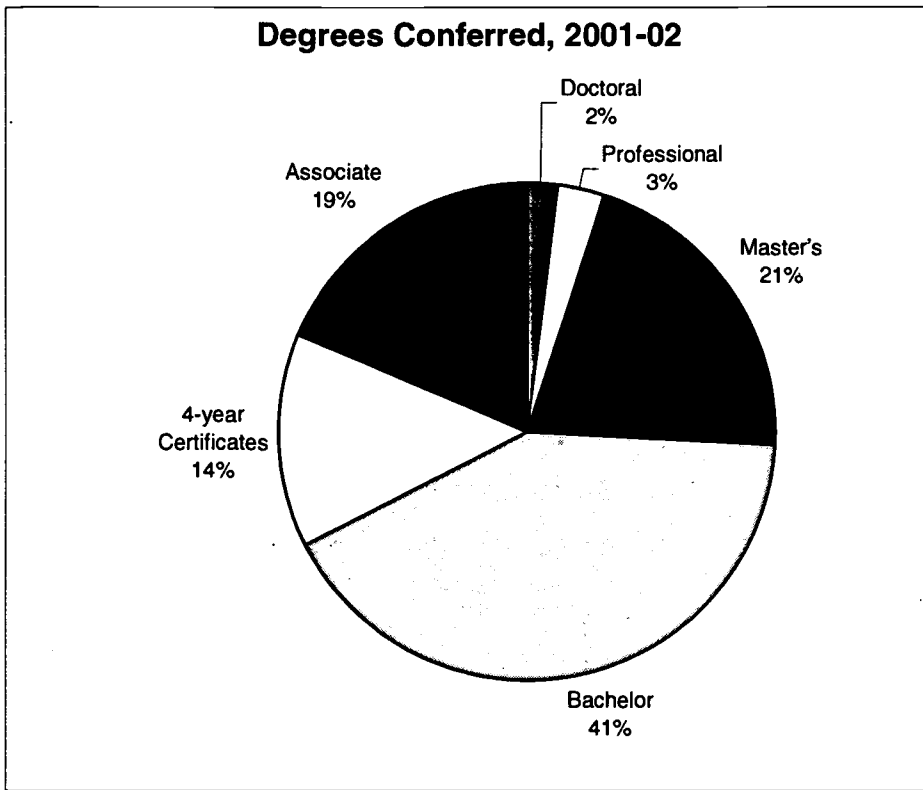
- By 10,973 in undergraduate studies.
- By 8,844 in master's degree studies.
- By 88 in professional degree studies.

Men outnumbered women by 821 in doctoral studies.

2002 Enrollments by Sector

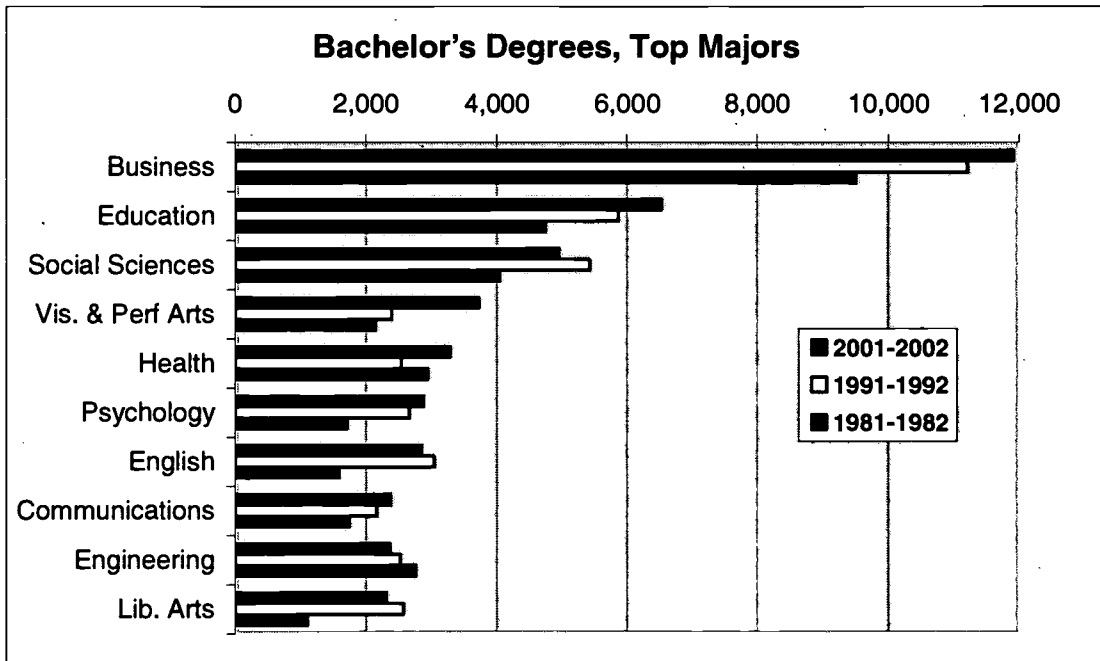


Degrees

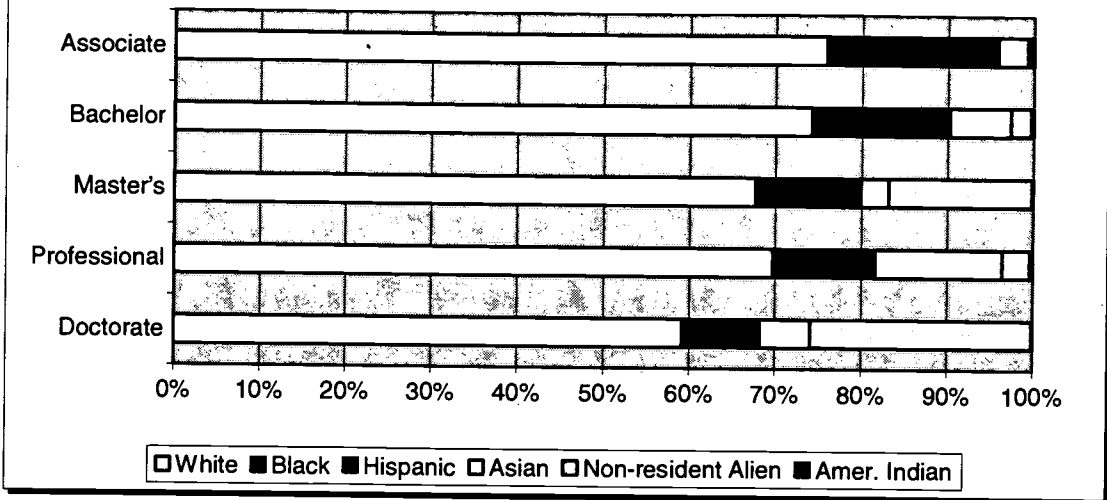


Higher Ed FACTS
 Between 2000-01 and 2001-02,

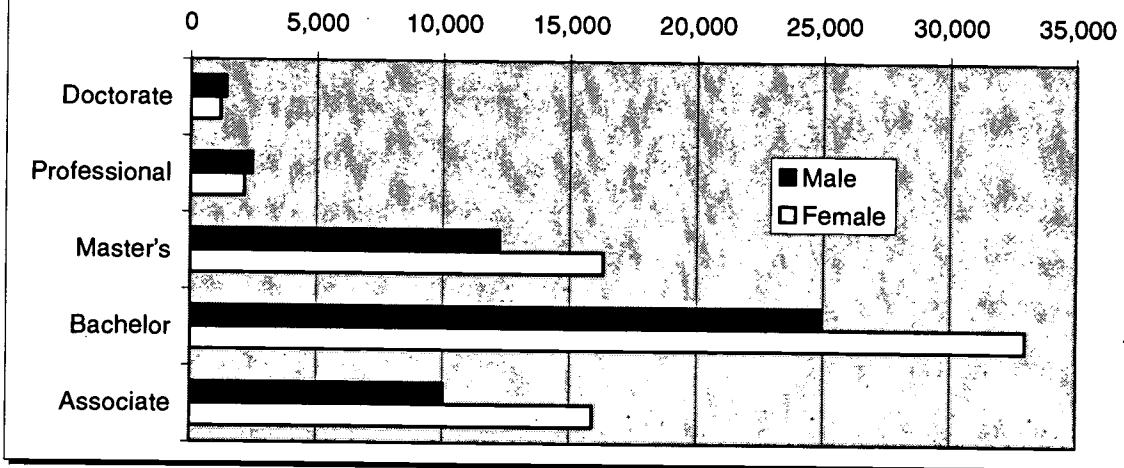
- Bachelor's degrees at public universities increased 3%, while master's degrees rose 2%.
- At private not-for-profit institutions, bachelor's degrees increased 3%, while master's degrees went up 8%.
- At private for-profit institutions, bachelor's degrees increased 24%, while master's degrees dropped by 5%.



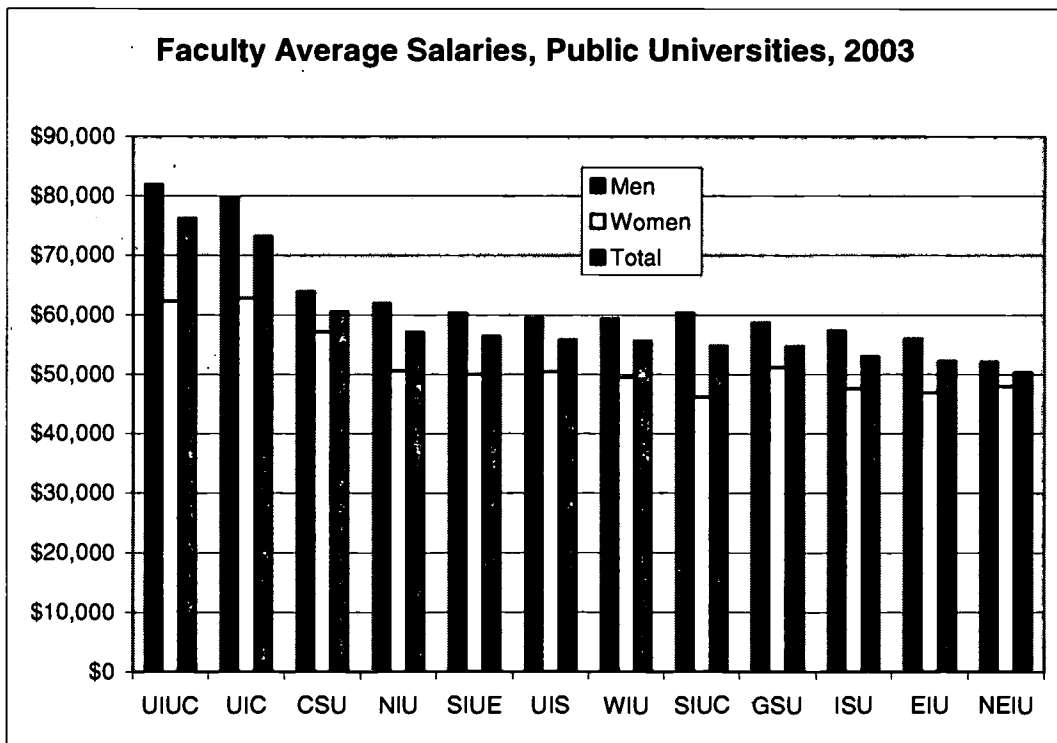
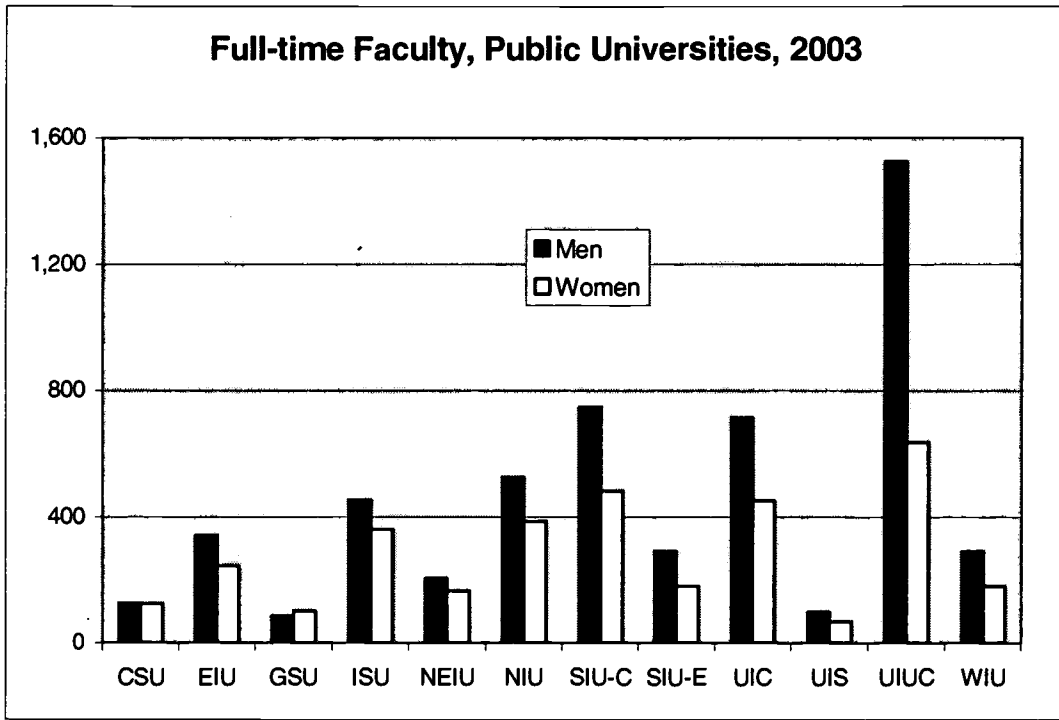
Degrees Conferred by Race, 2001-02



Degrees Conferred by Gender, 2001-02



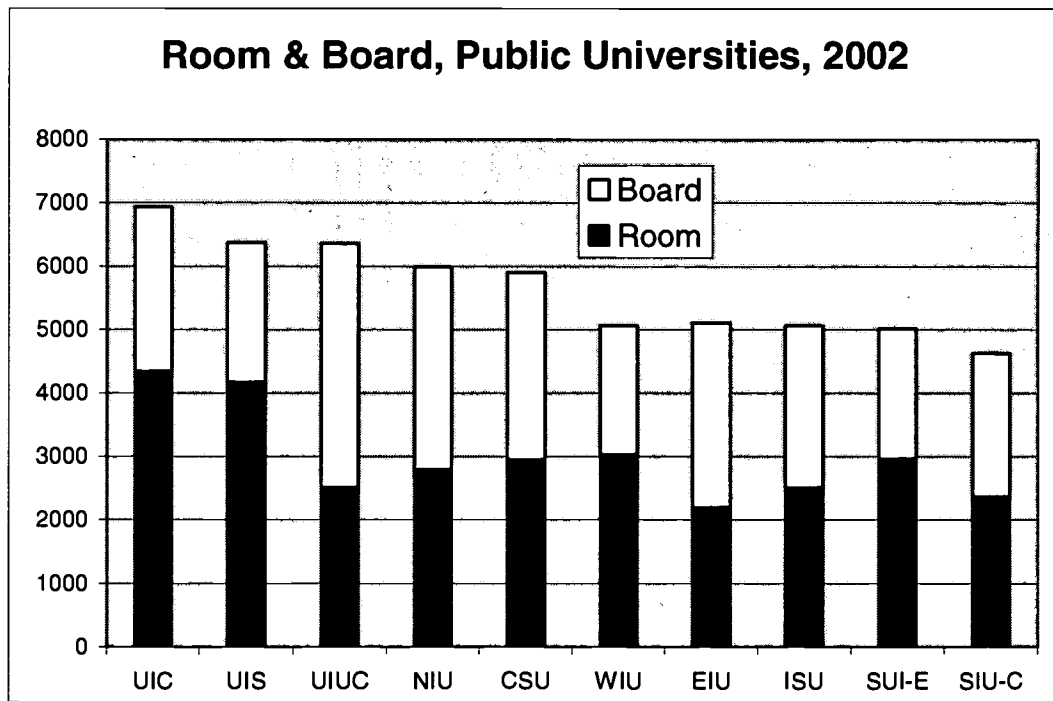
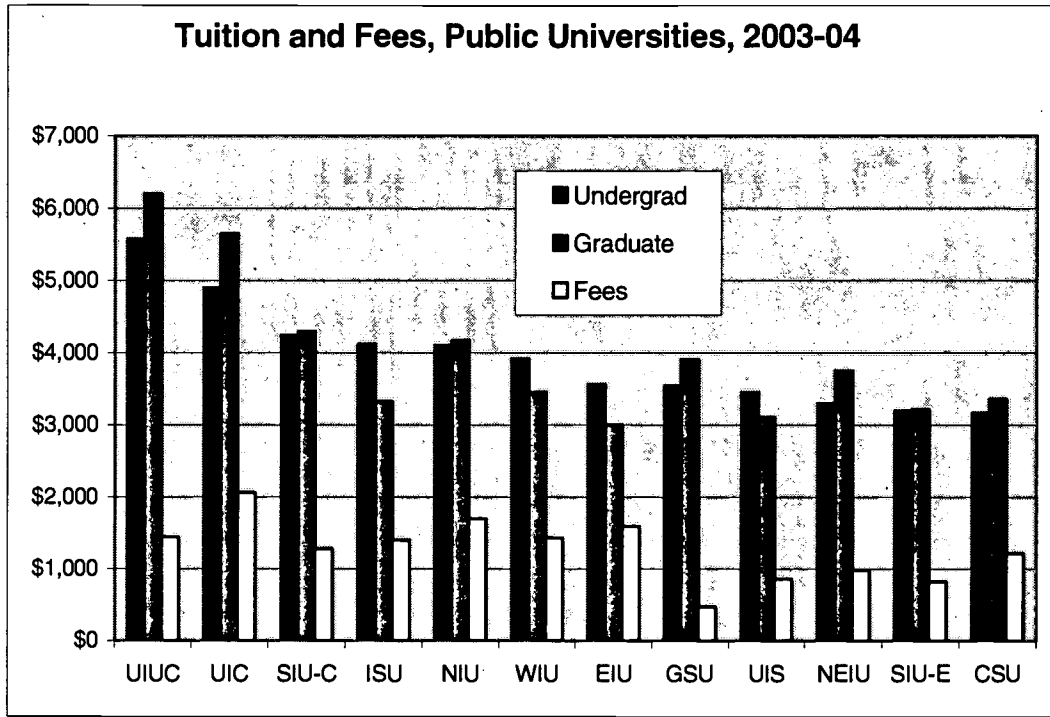
Faculty



Illinois Community Colleges, Faculty Headcount, Average Salaries, 2003

	Faculty, All Ranks			Average Salaries, All Ranks		
	Men	Women	Total	Men	Women	Total
Black Hawk	68	72	140	\$52,800	\$53,400	\$53,100
Carl Sandburg	34	38	72	52,800	53,400	53,100
Harold Washington	44	41	85	68,000	67,000	67,500
Harry S Truman	41	46	87	72,900	64,900	68,700
Kennedy-King	34	45	79	66,700	57,200	61,300
Malcolm X	31	30	61	68,900	69,100	69,000
Olive-Harvey	30	33	63	73,800	61,900	67,600
Richard J. Daley	37	23	60	67,700	64,400	66,500
Wilbur Wright	49	43	92	66,000	61,600	63,900
DuPage	130	153	283	69,100	66,100	67,500
Lake County	84	92	176	76,400	71,100	73,600
Danville	24	23	47	43,300	41,100	42,200
Elgin	52	49	101	77,200	72,500	74,900
Heartland	31	31	62	44,300	44,000	44,200
Highland	32	13	45	55,200	55,700	55,400
Illinois Central	97	77	174	48,400	40,500	44,900
Ill. Eastern-Frontier	2	2	4	34,400	48,600	41,500
Ill. Eastern-Lincoln Trail	16	10	26	41,900	44,300	42,800
Ill. Eastern-Olney Central	20	22	42	41,300	44,500	43,000
Ill. Eastern-Wabash	31	7	38	40,700	41,800	40,900
Illinois Valley	38	44	82	51,200	46,000	48,400
John A. Logan	48	53	101	55,400	52,600	53,900
John Wood	21	28	49	44,000	41,100	42,400
Joliet	94	74	168	63,100	55,500	59,700
Kankakee	25	26	51	58,500	55,500	57,000
Kaskaskia	37	31	68	45,000	44,300	44,700
Kishwaukee	37	33	70	45,800	41,900	44,000
Lake Land	50	52	102	42,200	42,300	42,200
Lewis & Clark	43	36	79	54,200	50,600	52,500
Lincoln Land	63	55	118	60,900	60,700	60,800
McHenry County	47	40	87	53,900	55,500	54,600
Moraine Valley	75	86	161	51,900	47,000	49,300
Morton	25	23	48	59,500	57,900	58,800
Oakton	58	79	137	70,200	65,500	67,500
Parkland	93	79	172	52,200	50,800	51,500
Prairie State	37	42	79	54,800	52,800	53,700
Rend Lake	32	26	58	46,600	44,600	45,700
Richland	34	28	62	47,300	42,700	45,200
Rock Valley	79	68	147	53,800	45,400	49,900
Sauk Valley	33	20	53	44,100	45,200	44,500
Shawnee	14	28	42	42,600	46,200	45,000
South Suburban	48	65	113	57,700	53,200	55,100
Southeastern Illinois	34	19	53	45,000	46,200	45,400
Southwestern Illinois	64	63	127	49,800	47,000	48,400
Spoon River	22	17	39	44,200	44,300	44,200
Triton	63	57	120	67,800	55,400	61,900
Waubonsee	41	36	77	54,600	54,700	54,600
William Rainey Harper	75	105	180	59,200	57,900	58,400
TOTAL	2,217	2,163	4,380	\$57,200	\$54,400	\$55,800

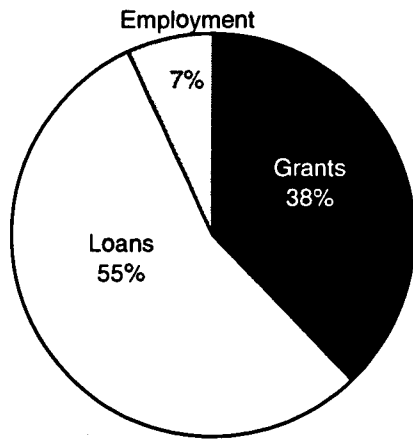
Finances



Illinois Community College Tuition & Fees

	Illinois Community College Tuition and Fees, Full-time, In-state Students, 2002-03
Black Hawk	\$1,650
Carl Sandburg	1,965
Harold Washington	1,810
Harry S Truman	1,810
Kennedy-King	1,810
Malcolm X	1,810
Olive-Harvey	1,810
Richard J. Daley	1,810
Wilbur Wright	1,810
DuPage	1,755
Lake County	1,680
Danville	1,530
Elgin	1,680
Heartland	1,500
Highland	1,635
Illinois Central	1,560
Ill. Eastern-Frontier	1,350
Ill. Eastern-Lincoln Trail	1,350
Ill. Eastern-Olney Central	1,350
Ill. Eastern-Wabash	1,350
Illinois Valley	1,808
John A. Logan	1,470
John Wood	1,740
Joliet	1,680
Kankakee	1,320
Kaskaskia	1,680
Kishwaukee	1,680
Lake Land	1,674
Lewis & Clark	1,740
Lincoln Land	1,500
McHenry County	1,710
Moraine Valley	1,680
Morton	1,440
Oakton	1,698
Parkland	1,710
Prairie State	2,100
Rend Lake	1,440
Richland	1,560
Rock Valley	1,440
Sauk Valley	1,620
Shawnee	1,320
South Suburban	1,883
Southeastern Illinois	1,470
Southwestern Illinois	1,470
Spoon River	1,800
Triton	1,590
Waubonsee	1,500
William Rainey Harper	2,154

Federal Aid to Students, 2001-02

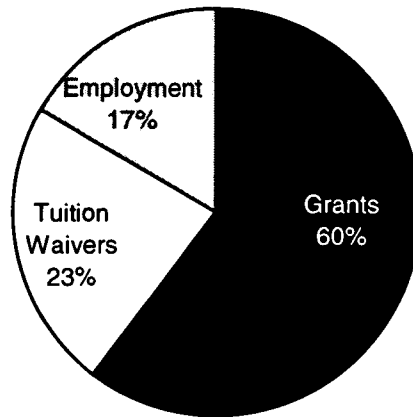


Higher Ed FACTS

A total of \$3.9 billion in financial aid was distributed to students in 2001-02.

- Federal aid totaled \$1.09 billion.
- State aid totaled \$739 million.
- Institutional aid totaled \$977 million.
- Other aid totaled \$1.1 billion.

State Aid to Students, 2001-02



BEST COPY AVAILABLE

State Higher Education Appropriations, FY2002-2004

<i>Higher Education Operations and Grants All Appropriated Funds and University Income Funds (\$ in thousands)</i>	<i>FY2002</i>	<i>FY2003</i>	<i>FY2004</i>
Public Universities	\$2,089,256.9	2,107,501.8	2,039,664.7
Community Colleges	356,669.9	348,897.2	317,553.9
Adult Ed/Career/Technical	60,005.3	59,859.5	93,862.3
Illinois Student Asst. Commission	435,607.3	391,894.0	404,384.9
Access/Diversity Grants	47,573.7	54,724.0	9,107.3
Workforce/Econ Development	49,202.3	43,577.0	42,308.0
Teaching, Learning, Quality Grants	7,980.0	4,700.0	4,400.0
Illinois Math & Science Academy	18,576.7	15,509.2	16,409.2
IBHE Operations	13,387.2	13,277.3	12,960.6
State Universities Civil Service	1,441.2	1,392.9	1,253.6
Total Operations and Grants	3,079,700.5	3,041,332.9	2,942,204.6
Retirement	243,392.3	272,606.3	314,841.1
Transfer, Health Insurance Reserve	14,753.8	14,753.8	14,753.8
Student Loan Program Requirements	295,325.8	287,156.6	302,732.3
TOTAL	3,633,172.4	3,615,849.6	3,574,531.8
<u>Sources of Funds</u>			
General Revenue Fund	2,222,675.6	2,179,065.1	2,314,879.0
Education Assistance Fund	445,000.0	352,053.4	102,368.3
Universities Income Funds	585,215.3	692,090.6	733,692.0
Student Loan Funds	295,325.8	287,156.6	302,732.3
Other	84,955.7	105,483.9	120,860.1

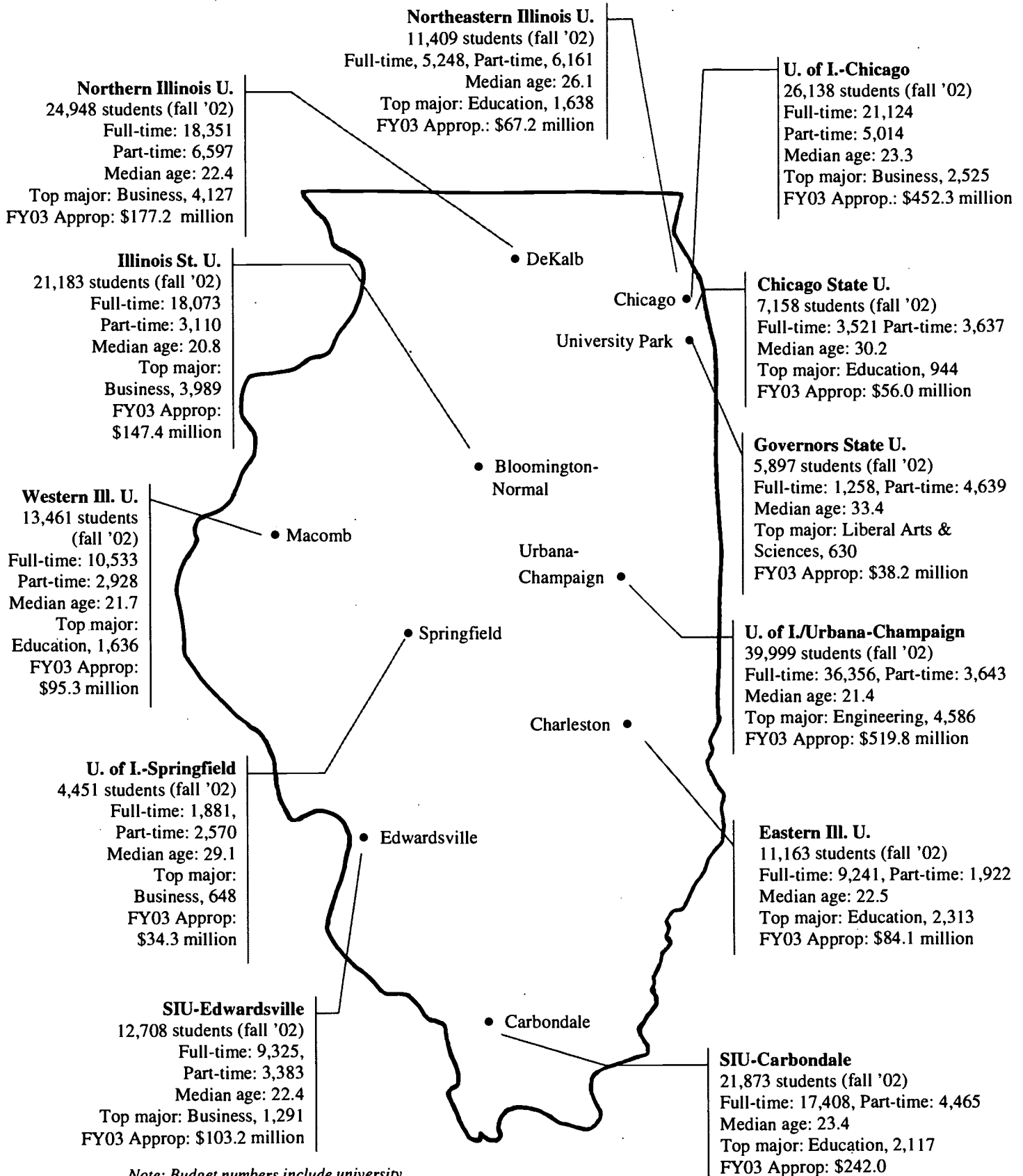
* Funding for Current Worker Training Grants previously appropriated to the ICCB was transferred to the Department of Commerce and Economic Opportunity in FY04. Funding for the ICCB's Advanced Technology Grant Program was transferred to the Department of Central Management Services.

** FY04 appropriations include the transfer of Postsecondary Career and Technical Education Programs from the Illinois State Board of Education.

*** Includes funding for the Illinois Scholars Program previously appropriated to the Illinois State Board of Education.

**** Funding for the Illinois Century Network was transferred to the Department of Central Management Services in FY04.

Profile: Public Universities



Note: Budget numbers include university operations and grants, all appropriated funds and university income funds.

Profile: Community Colleges

48 Community Colleges

353,705 students (Fall 2002)

Full-time: 34%
 Part-time: 66%
 Undergraduate: 63.6%
 Continuing education: 21.8%
 Pre-Collegiate: 14.5%
 Black: 14.5%
 American Indian: .31%
 White: 63.5%
 Asian: 4.6%
 Hispanic: 15.8%

Community college share of higher ed enrollment:

1960: 16%
 1970: 30.7%
 1980: 50.3%
 1990: 48.2%
 2002: 45.0%

Largest community college:

College of DuPage, 30,235

Smallest community college:

Illinois Eastern-Lincoln Trail, 1,355

2002 community college transfers to:

public universities: 10,554
 private institutions: 5,629
 proprietary schools: 502

2002 transfers to community colleges from:

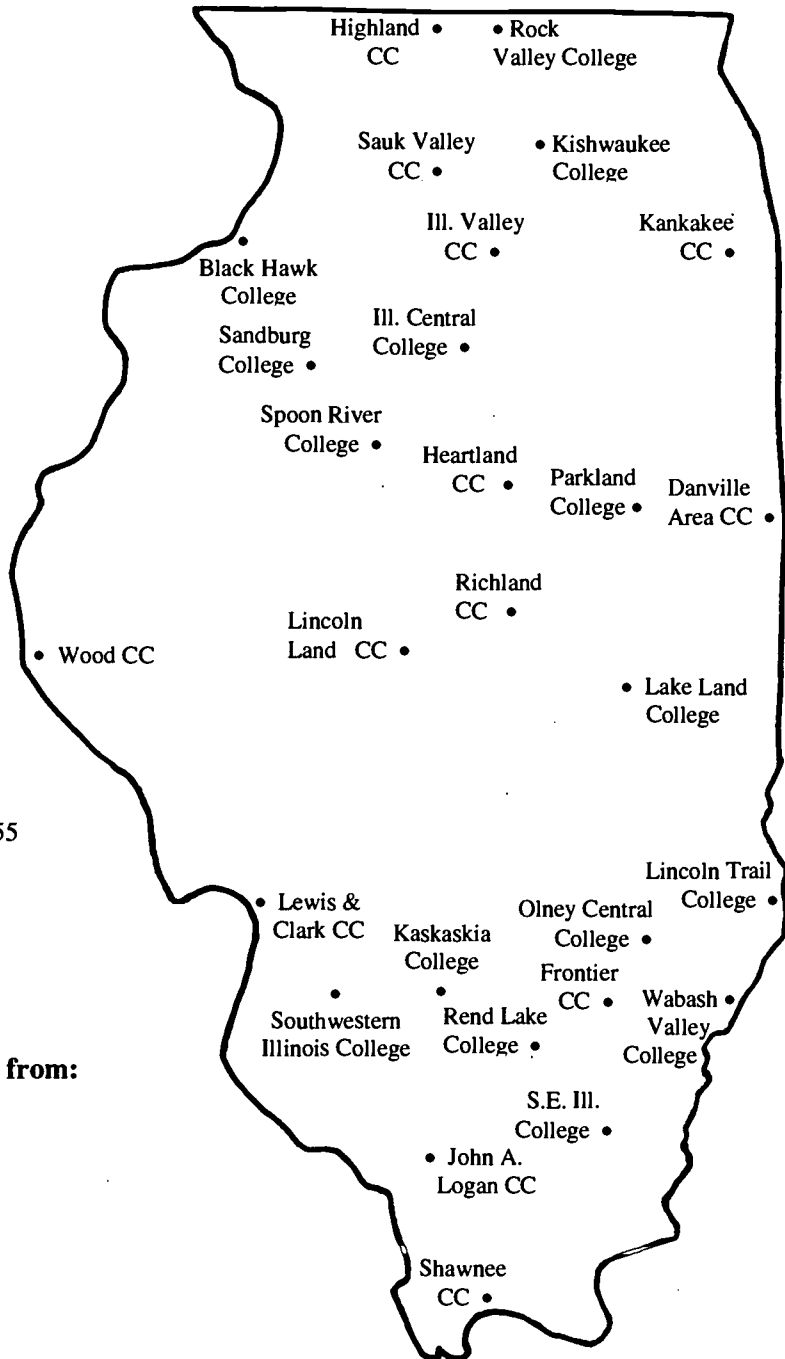
public universities: 3,187
 private institutions: 1,914
 proprietary schools: 242
 other (out-of-state): 6,136

Associate degrees:

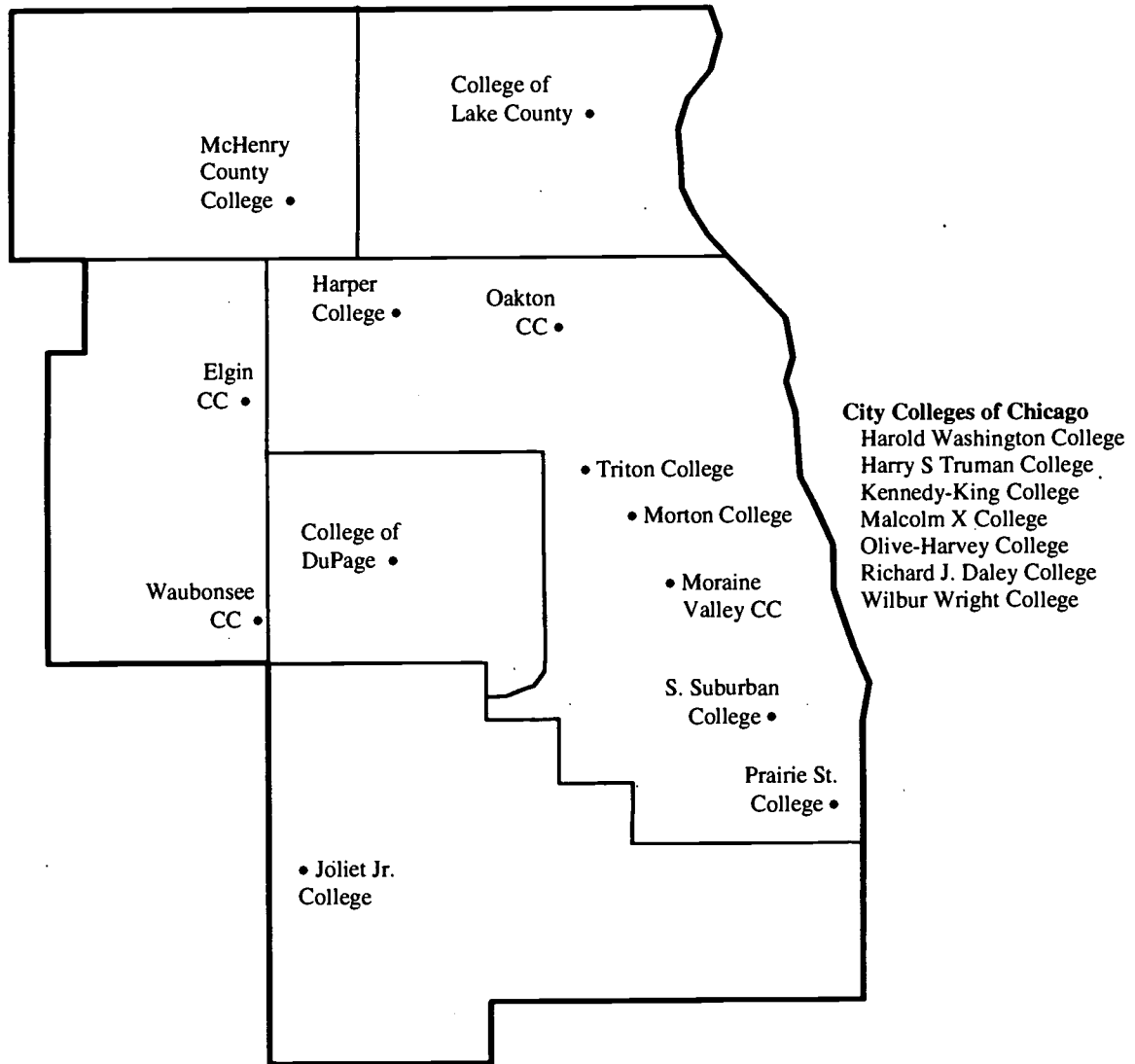
1997-98: 23,393
 1998-99: 22,446
 1999-00: 22,477
 2000-01: 22,113
 2001-02: 21,717

Certificates:

11,136
 11,096
 12,323
 16,297
 17,229



Chicago and Suburban Community Colleges



Profile: Independent Colleges and Universities

97 Private not-for-profit schools

29 Private proprietary schools

227,097 students (Fall 2002)

Full-time: 69.4%

Part-time: 30.5%

Median age: 24.2

Black: 11.8%

American Indian: .3%

White: 60.3%

Asian: 6.3%

Hispanic: 7.8%

Private institutions share of higher ed enrollments:

1960: 51.9%

1970: 29.9%

1980: 22.4%

1990: 24.8%

2002: 29.0%

2002 transfers from private institutions to:

public universities: 1,195

community colleges: 2,156

2002 transfers to private institutions from:

public universities: 1,100

community colleges: 6,131

Degrees awarded, 2001-02:

Certificates: 1,969, 10.2% of total

Associate's: 4,120, 15.9%

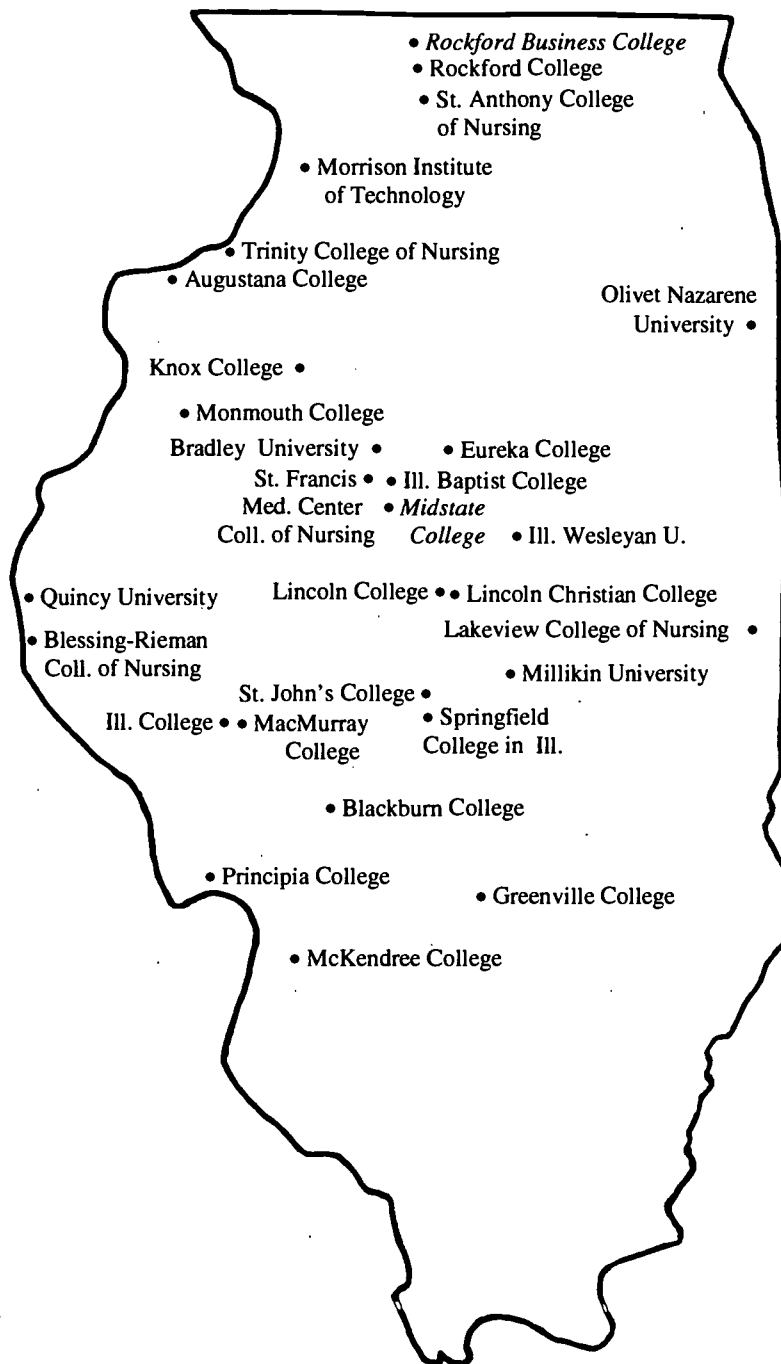
Bachelor's: 26,118, 45%

Master's: 18,392, 63.3%

Professional: 3,393, 74.9%

Doctorate: 1,380, 54%

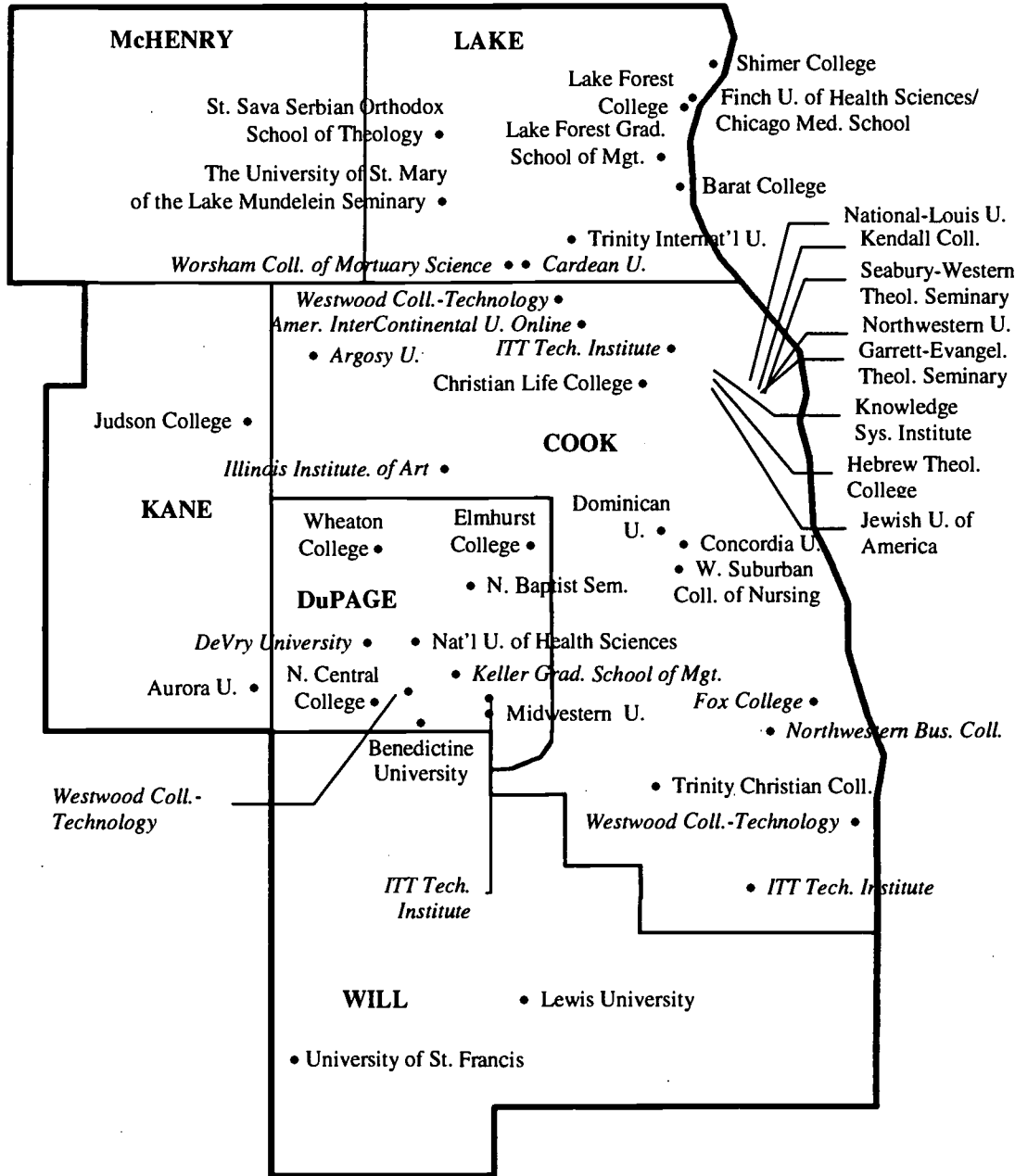
TOTAL: 55,456, 39.8% of total



Chicago Area Independent Colleges and Universities

Independent, Not-for-Profit Colleges and Universities in Chicago

Adler School of Professional Psychology
 American Islamic College
 Brisk Rabbinical College
 Catholic Theological Union
 Center for Psychoanalytic Study
 Chicago Baptist Institute
 Chicago National College of Naprapathy
 Chicago School of Professional Psychology
 Chicago Theological Seminary
 Columbia College of Chicago
 DePaul University
 East-West University
 Erikson Institute for Advanced Study in Child Development
 Illinois College of Optometry
 Illinois Institute of Technology
 The Institute for Clinical Social Work
 The Institute for Psychoanalysis
 The John Marshall Law School
 Lexington College
 Loyola University of Chicago
 Lutheran School of Theology
 McCormac College
 McCormick Theological Seminary
 Meadville-Lombard Theological School
 Moody Bible Institute
 NAES College
 North Park University
 Robert Morris College
 Roosevelt University
 Rush University
 St. Augustine College
 St. Xavier University
 School of the Art Institute of Chicago
 Scholl College of Podiatric Medicine
 Spertus College of Judaica
 Telshe Yeshiva of Chicago
 The University of Chicago
 VanderCook College of Music



Independent, For-Profit Institutions in Chicago

American Academy of Art
 American Schools of Professional Psychology
 Argosy University/Chicago
 Career Colleges of Chicago
 The College of Office Technology
 Cooking and Hospitality Institute of Chicago

Independent, For-Profit Institutions in Chicago

DeVry Institute of Technology-Chicago
 Harrington College of Design
 The Illinois Institute of Art
 International Academy of Merchandising and Design, Limited
 Midwest College of Oriental Medicine
 Northwestern Business College
 Taylor Business Institute
 Toyota Technological Institute at Chicago
 Westwood College of Technology



*U.S. Department of Education
Office of Educational Research and Improvement (OERI)
National Library of Education (NLE)
Educational Resources Information Center (ERIC)*




NOTICE

Reproduction Basis

X

This document is covered by a signed "Reproduction Release (Blanket)" form (on file within the ERIC system), encompassing all or classes of documents from its source organization and, therefore, does not require a "Specific Document" Release form.



This document is Federally-funded, or carries its own permission to reproduce, or is otherwise in the public domain and, therefore, may be reproduced by ERIC without a signed Reproduction Release form (either "Specific Document" or "Blanket").