

## DOCUMENT RESUME

ED 481 418

CS 512 101

AUTHOR Roth, Sharon  
TITLE Get the Reel Scoop: Comparing Books to Movies.  
INSTITUTION MarcoPolo Education Foundation.; National Council of Teachers of English, Urbana, IL.; International Reading Association, Newark, DE.  
PUB DATE 2002-12-06  
NOTE 11p.  
AVAILABLE FROM Managing Editor, ReadWriteThink, International Reading Association, 800 Barksdale Rd., P.O. Box 8139, Newark, DE 19714-8139. E-mail: comments@readwritethink.org. For full text: <http://www.readwritethink.org/lessons>.  
PUB TYPE Guides - Classroom - Teacher (052)  
EDRS PRICE EDRS Price MF01/PC01 Plus Postage.  
DESCRIPTORS Elementary Education; Evaluation Methods; \*Films; Lesson Plans; Middle Schools; \*Popular Culture; \*Reading Instruction; \*Student Motivation; Teaching Methods; \*Writing Instruction

## ABSTRACT

In today's culture, students are bombarded with movies based upon literature. Instead of assuming that students will watch the movie rather than reading the book, this lesson plan takes advantage of this phenomena by asking students to compare and contrast books with their movie counterparts and write for variety of authentic purposes. During five 40-minute sessions, students will: be able to identify the characters, setting, plot, and climax in a book and in the movie based upon the book; be able to describe how the elements of the book and movie are alike and different; hypothesize why movie makers might have decided to alter characteristics in the book; and write for a specific purpose with an authentic audience. The instructional plan, lists of resources, student assessment/reflection activities, and a list of National Council of Teachers of English/International Reading Association (NCTE/IRA) Standards addressed in the lesson are included. A compare and contrast worksheet, a rubric template, and book and movie lists are attached. (PM)

Reproductions supplied by EDRS are the best that can be made  
from the original document.

ED 481 418

# Get the Reel Scoop: Comparing Books to Movies

## Author

Sharon Roth  
Urbana, Illinois

## Grade Band

3-5  
6-8

## Estimated Lesson Time

Five 40-minute sessions

## Overview

In today's culture, students are bombarded with movies based upon literature. Instead of assuming that students will watch the movie rather than reading the book, let's take advantage of this phenomena by asking students to compare and contrast books with their movie counterparts. The process of comparing and contrasting teaches them to think critically about different forms of media presented to them. Students then take the ideas they have gathered through this process and select an authentic writing experience such as publishing movie reviews for the school newsletter.



PERMISSION TO REPRODUCE AND  
DISSEMINATE THIS MATERIAL HAS  
BEEN GRANTED BY

JM Irwin

TO THE EDUCATIONAL RESOURCES  
INFORMATION CENTER (ERIC)

U.S. DEPARTMENT OF EDUCATION  
Office of Educational Research and Improvement  
EDUCATIONAL RESOURCES INFORMATION  
CENTER (ERIC)

- This document has been reproduced as received from the person or organization originating it.
- Minor changes have been made to improve reproduction quality.
- Points of view or opinions stated in this document do not necessarily represent official OERI position or policy.

1

## From Theory to Practice

Moss, Joy F. (2002). *Literary Discussion in the Elementary School*. Urbana, IL: NCTE.

"Talking about their own reading experiences...enables students to gain new perspectives, to make interesting discoveries about the nature of the changes in the modern revisions, and to speculate about the reasons behind thees changes." (p.88)

Golden, John. (2001). *Reading in the Dark: Using Film as a Tool in the English Classroom*. Urbana, IL: NCTE.

While *Reading in the Dark* is written for secondary teachers, the message Golden delivers is an important one for all K-12 teachers. Using films in the classroom has a value. "The skills they use to decode visual image are the same skills they use for a written text, and our goal, therefore, is to use that immediate interest...and make it work for us in the classroom." Golden's chapter "Film and Literary Analysis" can easily get all teachers to think about how they are using movies within the instructional setting. In addition, the chapter "Film and Reading Strategies" helps teachers think about strategies we commonly use to understand text and how they might be applied to viewing movies.

## Student Objectives

Students will

BEST COPY AVAILABLE

101

- be able to identify the characters, setting, plot, and climax in a book and in the movie based upon the book.
- be able to describe how the elements of the book and movie are alike and different.
- hypothesize why movie makers might have decided to alter characteristics in the book.
- write for a specific purpose with an authentic audience.

## Resources

- [Compare and Contrast I](#)
- [Compare and Contrast II](#)
- [Comparison Rubric Template](#)
- [6-8 Grade Book and Movie List](#)
- [3-5 Grade Book and Movie List](#)
- [Daily Lesson Plan Web Site](#)

## Instructional Plan

### Resources

- [3-5 Grade Book and Movie List](#)
- [6-8 Grade Book and Movie List](#)
- [Compare and Contrast I](#)
- [Compare and Contrast II](#)
- Copy of teacher-selected movie and text.
- Writer's notebook
- TV/VCR/DVD player
- [Comparison Rubric Template](#)

### Preparation

1. Select a book to read aloud to the class, which has also been made into a movie. Possible titles have been included for the [3-5 grade level](#) and the [6-8 grade level](#). If you wish to make these activities crosscurricular then cross check the title you have selected with the Web site "Teach with Movies."
2. Share the novel with the class.
3. The left side of the [graphic organizer](#) can be filled out as a class while the text is being shared.

### Instruction

#### Session One

1. After the book has been completed, ask the students to think about a time when they have read a book and then seen a movie based upon that book. As they were watching the movie, what types of things were they thinking about? (Students will respond with ideas that suggest they were comparing the book to the movie and mentally noting how they were alike and different.)
2. Inform the students that since they have just finished the book, they are going to watch a movie based upon this book. During the movie they will be thinking about how well the movie honors the ideas presented in the book.
3. To prepare for this activity, complete the left hand side of [Graphic Organizer I](#), which asks students to identify the elements of the book.

4. Decide whether students should complete the right hand side of the organizer identifying the elements as they are presented in the movie, while watching the movie or after. Students' ability to attend to multiple tasks should be a factor in making your decision.
5. Note—if the students have had limited experiences with identifying the elements then the process should be teacher led instead of asking students to do the task independently. The strategy you choose will vary by grades within this grade band.

### Session Two

1. If you are confident that students can independently identify the elements, then students will be ready to complete the second activity. If you are unsure of the students' ability, elicit the elements through a whole class discussion. Add the details described into the graphic organizer as an overhead or on the board for students to copy. Regardless, all students should have a correctly completed graphic organizer before going on to compare and contrast in the second activity.
2. Students will complete Graphic Organizer II, which asks them to determine how different elements of the story are alike and different. Again, the level of students' mastery should determine the students' ability to complete this task independently, in small groups or in a teacher-led discussion.
3. As a closure activity, ask students to share why they think some of the elements may be different and whether it is important for movies to remain identical to the novels on which they are based.
4. Based upon their findings, students will have several activities to select from to complete this project. They may do so in small groups or individually.

Option A: Students will write a book and/or movie review to be published in the school or Parent Teacher Organization's newsletter. The goal can be to inform or as a recommendation if it is published during a gift giving season.

Option B: Students could write to the local school or public librarian requesting the movie which correlates to a book used in the collection be added to the library collection with supporting details explaining why.

Option C: If the school has a media policy suggesting that movies cannot viewed in the classrooms or has limited list of titles allowed, the students could write to either request that action be reconsidered or write in support of that action.

How to write a review is prerequisite skill for this lesson. If students need further assistance with this skill the New York Times Web Site has a lesson to help.

### Extensions

Make this an ongoing activity whereby students get together after school as part of a book club and read books made into movies. Students then watch the movies and write reviews of the movies. This can be presented as a Web page quite easily. An HTML format also allows the list of titles to continue to grow and provides a service to families who are considering renting or buying the movie. Often Web pages such as these can be found as links off of library homepages.

### Web Resources

#### Daily Lesson Plan

<http://www.nytimes.com/learning/teachers/lessons/19990219friday.html>

The *New York Times* Web site provides a lesson in which students examine the style and techniques of the "Movie Guide" column found every Friday in the Weekend section of The New York Times. Using the reviews in "Movie Guide" as a model for writing, students can learn to develop their own.

## Student Assessment/Reflections

1. Both Graphic organizers should be collected as evidence of student's understanding of story elements.
  2. Teacher observation during discussion to determine whether students can think critically about why movies and books would not be identical.
  3. Rubric for final writing assignment selected. Meet with students in small groups at a computer once they have selected the final writing activity of their choice. If no computer is available, delete text in template cells and print out as part of teacher preparation. During that discussion, talk with students about what might be included in a rubric on that particular writing piece. This online rubric template can be filled in as the group generates key elements and decides what they might look like as a 4,3,2,or 1.
- 

## NCTE/IRA Standards

3 - Students apply a wide range of strategies to comprehend, interpret, evaluate, and appreciate texts. They draw on their prior experience, their interactions with other readers and writers, their knowledge of word meaning and of other texts, their word identification strategies, and their understanding of textual features (e.g., sound-letter correspondence, sentence structure, context, graphics).

5 - Students employ a wide range of strategies as they write and use different writing process elements appropriately to communicate with different audiences for a variety of purposes.

6 - Students apply knowledge of language structure, language conventions (e.g., spelling and punctuation), media techniques, figurative language, and genre to create, critique, and discuss print and nonprint texts.

8 - Students use a variety of technological and information resources (e.g., libraries, databases, computer networks, video) to gather and synthesize information and to create and communicate knowledge.

11 - Students participate as knowledgeable, reflective, creative, and critical members of a variety of literacy communities.

12 - Students use spoken, written, and visual language to accomplish their own purposes (e.g., for learning, enjoyment; persuasion, and the exchange of information).

---

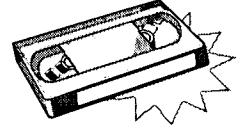


Copyright 2002-2003, IRA/NCTE. All rights reserved.

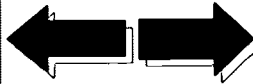
BEST COPY AVAILABLE



# Compare and Contrast



Characters



Setting




Plot




Climax





# Compare and Contrast



How are they alike?

How are they different?

**Characters**



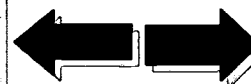
**Setting**



**Plot**



**Climax**



### Rubric Template

(Describe here the task or performance that this rubric is designed to evaluate.)

	<b>Beginning</b>	<b>Developing</b>	<b>Accomplished</b>	<b>Exemplary</b>	<b>Score</b>
	<b>1</b>	<b>2</b>	<b>3</b>	<b>4</b>	
Stated Objective or Performance	Description of identifiable performance characteristics reflecting a beginning level of performance.	Description of identifiable performance characteristics reflecting development and movement toward mastery of performance.	Description of identifiable performance characteristics reflecting mastery of performance.	Description of identifiable performance characteristics reflecting the highest level of performance.	
Stated Objective or Performance	Description of identifiable performance characteristics reflecting a beginning level of performance.	Description of identifiable performance characteristics reflecting development and movement toward mastery of performance.	Description of identifiable performance characteristics reflecting mastery of performance.	Description of identifiable performance characteristics reflecting the highest level of performance.	
Stated Objective or Performance	Description of identifiable performance characteristics reflecting a beginning level of performance.	Description of identifiable performance characteristics reflecting development and movement toward mastery of performance.	Description of identifiable performance characteristics reflecting mastery of performance.	Description of identifiable performance characteristics reflecting the highest level of performance.	
Stated Objective or Performance	Description of identifiable performance characteristics reflecting a beginning level of performance.	Description of identifiable performance characteristics reflecting development and movement toward mastery of performance.	Description of identifiable performance characteristics reflecting mastery of performance.	Description of identifiable performance characteristics reflecting the highest level of performance.	



	beginning level of performance.	and movement toward mastery of performance.	reflecting mastery of performance.	the highest level of performance.	
Stated Objective or Performance	Description of identifiable performance characteristics reflecting a beginning level of performance.	Description of identifiable performance characteristics reflecting development and movement toward mastery of performance.	Description of identifiable performance characteristics reflecting mastery of performance.	Description of identifiable performance characteristics reflecting the highest level of performance.	

---

Written by Your Name. Last updated mm/dd/yy.

Sixth Through Eighth Grade Book and Movie List  
For  
“Get the Reel Scoop: Comparing Books to Movies”

Freak the Mighty-Mighty  
Harry Potter\*  
Island of the Blue Dolphins  
Johnny Tremain\*  
Jumanji  
Lord of the Rings  
Rats of NIMH\*  
Roll of Thunder, Hear My Cry\*  
Secret Garden\*  
Tex  
The Hobbit\*  
The Light in the Forest  
The Outsiders  
The Wind in the Willows  
Treasure Island  
Tuck Everlasting\*

\*Please note some titles cross over grade bands

BEST COPY AVAILABLE

Third Through Fifth Grade Book and Movie List  
For  
“Get the Reel Scoop: Comparing Books to Movies”

Babe the Gallant Pig  
Charlie and the Chocolate Factory  
Charlotte's Web  
Dr. Doolittle  
Harriet the Spy  
Harry Potter\*  
Johnny Tremain\*  
Little Women  
Old Yellar  
Rats of NIMH\*  
Roll of Thunder, Hear My Cry\*  
Sarah, Plain and Tall  
Secret Garden\*  
Shiloh  
Shiloh's Season  
Stuart Little  
Summer of the Monkeys  
The Witches  
Tuck Everlasting\*  
Where the Red Fern Grows

\*Please note some titles appear on both grade bands.

BEST COPY AVAILABLE



*U.S. Department of Education  
Office of Educational Research and Improvement (OERI)  
National Library of Education (NLE)  
Educational Resources Information Center (ERIC)*



## NOTICE

### Reproduction Basis

This document is covered by a signed "Reproduction Release (Blanket)" form (on file within the ERIC system), encompassing all or classes of documents from its source organization and, therefore, does not require a "Specific Document" Release form.

This document is Federally-funded, or carries its own permission to reproduce, or is otherwise in the public domain and, therefore, may be reproduced by ERIC without a signed Reproduction Release form (either "Specific Document" or "Blanket").