

DOCUMENT RESUME

ED 481 390

SP 041 736

AUTHOR Grossen, Bonnie
TITLE Direct Instruction Model for Secondary Schools: The Research Base for the REACH System.
INSTITUTION Center for Applied Research in Education, Inc., New York, NY.
PUB DATE 2002-03-00
NOTE 13p.
PUB TYPE Information Analyses (070) -- Reports - Descriptive (141)
EDRS PRICE EDRS Price MF01/PC01 Plus Postage.
DESCRIPTORS Curriculum Development; Faculty Development; High Risk Students; *Language Arts; *Literacy Education; *Reading Achievement; Reading Comprehension; *Reading Instruction; *Reading Skills; Secondary Education; Spelling; State Standards; Teaching Methods; Thinking Skills; Writing Skills
IDENTIFIERS California; *Direct Instruction

ABSTRACT

The Reach System is a set of direct instruction (DI) programs designed to bring students who are performing as low as grade 1 level in language arts to performing at grade 8 level within 2 years of instruction delivered 3 hours per day. It involves a comprehensive system of professional development, curriculum, and instruction within the larger DI Model for Secondary Schools. The initiative includes innovative strategies and proven methods of student learning, teaching, and school management, providing explicit, systematic instruction built around three programs: Corrective Reading, Spelling Through Morphographs, and Reasoning and Writing. California has approved the Reach System as a stand-alone language arts program for students performing 2 years or more below grade level in grades 4-8. It aligns specifically with California's language arts standards and in general with most states' language arts standards. Data on schools that have implemented the Reach System show that when schools implement the comprehension programs of Corrective Reading and/or Reasoning and Writing with all of their students, there are strong SAT-9 gains on the California statewide assessments. Research also indicates that students who are academically behind their peers will never achieve at the level of their peers at the end of 8th grade without more intensive instruction in comprehension, writing, reasoning, and spelling. (Contains 42 references, 4 figures, and 2 tables.) (SM)

Reproductions supplied by EDRS are the best that can be made
from the original document.

PERMISSION TO REPRODUCE AND DISSEMINATE THIS MATERIAL HAS BEEN GRANTED BY

Direct Instruction Model for Secondary Schools:

U.S. DEPARTMENT OF EDUCATION Office of Educational Research and Improvement EDUCATIONAL RESOURCES INFORMATION CENTER (ERIC)

- This document has been reproduced as received from the person or organization originating it. Minor changes have been made to improve reproduction quality.

- Points of view or opinions stated in this document do not necessarily represent official OERI position or policy.

Bonita J. Grossen

The Research Base for the REACH System

Bonnie Grossen

Center for Applied Research in Education

March, 2002

TO THE EDUCATIONAL RESOURCES INFORMATION CENTER (ERIC)

ED 481 390

The Reach System is a set of Direct Instruction programs that will bring students who are performing as low as grade 1 level in language arts to performing at grade 8 level within two years of instruction delivered 3 hours a day. The state of California has approved the Reach System as a stand-alone language arts program for students performing two years or more below grade level in grades 4 through 8. The Reach System aligns specifically with the language arts standards of California and in general with the language arts standards of most states. The Reach System is based on reliable research and effective practices and has been successfully replicated in schools with diverse characteristics. The Reach System includes innovative strategies and proven methods of student learning, teaching, and school management.

Theoretical or Research Foundation for the Program.

The Reach System is a specific comprehensive system of professional development, curriculum, and instruction within the larger Direct Instruction (DI) Model for Secondary Schools. Consistent with the DI model, the goal of the Reach System is to close the educational gaps faced by at-risk students. To accomplish this goal, the Reach is designed to accelerate learning: (a) by providing curriculum that is highly engineered for learning success and efficiency (Grossen, Carnine, & Silbert, 2000), and (b) by achieving 100% on-task behavior using every available minute of the school period.

Struggling readers who have failed for several years need more instructional time focused on reading and comprehension than is typically allotted in intermediate, middle and high school schedules. According the Reid Lyon et al. (2001), "Remediation models for older children have been ineffective for several reasons, but two stand out. First, the standard instruction provided through remediation is frequently too little, too general, and too unsystematic. Second, even if the instruction were of high quality, it may be too late given that many children are already far behind and less motivated to learn to read following a year or more of reading failure."

The Reach System addresses typical program limitations by providing explicit, systematic instruction built around three previously published programs: Corrective Reading, Spelling Through Morphographs, and Reasoning and Writing. These three instructional program series are combined to provide sufficient literacy instruction (at least two to three periods per day), to reverse the failure trajectory of struggling readers. These series of programs are both research-

5 8041736

based and research-validated; that is, each program incorporates principles of instructional design that have been shown to meet the needs of students with diverse characteristics (Kameenui & Carnine, 2001), and has been further validated with controlled experimental studies evaluating the programs' effects on student achievement. Highlights from studies will be described.

The *Corrective Reading Program*, originally published in 1973 (Englemann, et al.), was designed to remediate basic literacy skills for older struggling readers. The *Corrective Reading* program is a Direct Instruction program that has over 30 years of data indicating that it can be used to accelerate the reading acquisition of older students with reading problems. These studies generally show that when implemented consistently (at least 4 days a week) by well-trained teachers, the growth rate in reading increases to two or three times the normal rate, making it possible for many students to catch up in one year of instruction (see Grossen, 1998, for a review of the research).

This pattern of effectiveness has been replicated with remedial readers in England, Australia, and North America (Campbell, 1988; Clunie-Ross, 1990; Gregory, Hackney, & Gregory, 1982; Maggs & Murdoch, 1979; Vitale, Medland, Romance, & Weaver, 1993), with students with limited English (Gersten, Brockway, & Henares, 1983; Grossen, 2002; Grossen, in press), non-categorical implementations with special ed and regular ed struggling readers (Grossen, Carnine, & Silbert, 2000; Grossen 2000; Grossen, in press; Holdsworth, 1984-5; Kasendorf & McQuaid, 1987; Lee County School District, 1977; Ross, 1998; Sommers, 1991, 1995), and in special education classes (Arthur, 1988; Edlund & Ogle, 1988; Glang, Singer, Cooley, & Tish, 1991; Polloway, Epstein, Polloway, Patton, & Ball, 1986; Thomson, 1992; Thorne, 1978).

Corrective Reading was designed specifically for older nonreading or struggling readers. The *Corrective Reading* sound-symbol system, mastery of which is the key to fluent reading, includes only 57 sound-symbol relationships, substantially fewer sound-symbols than the Orton-Gillingham system. The sounds students learn for the symbols were analyzed for maximum generalizability, so that students are able to read more by learning fewer rules. For example, the sound taught for the letter y is "yee," which works both at the beginning and end of words: yellow (yee-ellow), puppy (pupp-yee). And it works in the middle of words: gym (g-yee-m). For many words the sound-symbol system produces close approximations of the real word. Students learn to use context to "make it a real word" for correct word identification.

Spelling Through Morphographs complements the decoding instruction in *Corrective Reading* with a carefully engineered program for encoding instruction. *Spelling Through Morphographs* teaches a morphemic analysis for understanding meaning and spelling words.

Students learn 600 basic morphemes and three major rules for combining them (when to drop the e, when to double and consonant, and when to change y to i). With these tools students can spell 12,000 words and have a general strategy for getting meaning from the words by analyzing the Latin-based components.

Fluent word identification is not the only consideration. The comprehension strand in *Corrective Reading* was designed to teach students critical thinking skills and content knowledge. In addition, the *Reasoning and Writing* programs were designed to teach grade level reasoning and writing skills and parts of speech and usage content in a manner that enables at-risk students who normally do not experience success in more cognitively complex content to also succeed.

Reasoning and Writing teaches students writing skills beginning with narrative writing, then moving into expository, particularly persuasive and critique writing. Students learning critical reasoning skills, such as identifying inconsistencies and contradictions, and learn to write critiques of false-cause arguments, arguments with misleading claims, arguments lacking specificity, and so on. Students also learn to write sophisticated compare-and-contrast essays.

The teaching strategies used in *Reasoning and Writing* were experimentally tested before the program was published. These innovative strategies demonstrated powerful effects in bridging the gap between the performance of low-achieving students and high- or normally-achieving students in cognitively complex content:

1. On a variety of measures of argument construction and critiquing, high school students with learning disabilities scored as high as high school students in an honors English class and higher than college students enrolled in a teacher certification program (Grossen & Carnine, 1990).

2. In constructing arguments, high school students with disabilities scored significantly higher than college students enrolled in a teacher certification program and scored at the same level as a group college students enrolled in a logic class. (Collins & Carnine, 1988).

The above studies represent level 2 research (Grossen, 1996). Well-trained teachers in smaller scale, tightly controlled settings delivered the instruction with high fidelity. More recently level 3 studies have demonstrated how this level of fidelity in implementation could be maintained when bringing the instruction to scale in school-wide implementations in high-need schools (Grossen, Carnine, & Silbert, 2000; Grossen, 2002; Grossen, in press). The Goethe Middle School Research Project was the first step toward level 3 research with the Direct Instruction Model for Secondary Schools. The *Reach System* (Grossen, 2002) represents the knowledge base developed from the Goethe Research Project (Grossen, Carnine, & Silbert,

2000) and the knowledge base from the subsequent replications—failures and successes—that are also being published (Grossen, 2002; Grossen, in press).

Evaluation-Based Evidence of Effectiveness

Quantitative evaluation of the learning of low-achieving middle-school students has been problematic. Norm-referenced summaries of performance, such as the SAT-9, are not sensitive to the growth of students at the low end of the distribution. Table 1 presents an example using real data from the Multilevel Academic Survey Test (MAST) (Howell, Zucker, & Morehead, 1985), which has norms for groups in Grades 2-8. Note that the scores of a student vary dramatically depending on what grade level the student is in. If the student is a third grader then a 6 point gain from 12 to 18 on the test results in a whopping 48 percentile gain, (28 NCE point gain). If the same student takes this test as an 8th grader, the gain is only 4 percentile point (14 NCE point gain). This means that the older the student, the harder it is to show improvement on norm-referenced standardized tests of reading achievement. This phenomenon occurs on any norm-referenced test. The use of an NCE scale does not resolve the problem.

Table 1. Comparison of Percentile and NCE scores for a grade 3 and a grade 8 student achieving the same raw scores.

	Raw Score	Grade 3 Student Percentile (NCE)	Grade 8 Student Percentile (NCE)
Pretest	12	16 (29)	1 (1)
Posttest	18	64 (57)	5 (15)
Difference		48 (28)	4 (14)

Different from the MAST, the Sat-9 is normed for only one grade level, so easier items are eliminated from the test. Consequently, students must score at least at the 6th percentile to score significantly better than chance. The 6th percentile on the grade 8 level test represents approximately a 5th grade level, according to the MAST. This means that students reading below a 5th grade level are generally achieving scores on the SAT-9 that are no better than guessing. This is not a criticism of any norm-referenced test. This is only to point out the importance of using an alternative to norm-referenced tests for evaluating the achievement gains of older students who are significantly behind grade level.

Large-scale studies with a control group. We generally have used the MAST to evaluate the learning gains of students who are severely behind, comparing their performance to that of other age groups for which the MAST has been normed. Table 2 shows the results of the first

wave of large-scale replications of *Corrective Reading* that occasionally included various additional components of the *Reach System* (Grossen, 2002). These implementations included teacher training that has become the professional development model that CARE uses in providing service to schools implementing the *Reach System*. These 11 schools in California received in-class training, follow-up coaching, network support, and progress monitoring. The control school also received extensive support in implementing a new program that did not include any program components of the *Reach System*.

The schools included a variety of demographic profiles. S1 was most similar to the control school, having a higher percentage of students who performed in the lowest quartile. The largest ethnic group represented by these low performers was Latino. The other schools included large subgroups of African-American and Asian students, as well as Latino groups. It is important to note that as you look at Table 2 remember that the goal is to reduce the number of students performing below the 2nd grade level (initial, left side pre-post columns) and increase

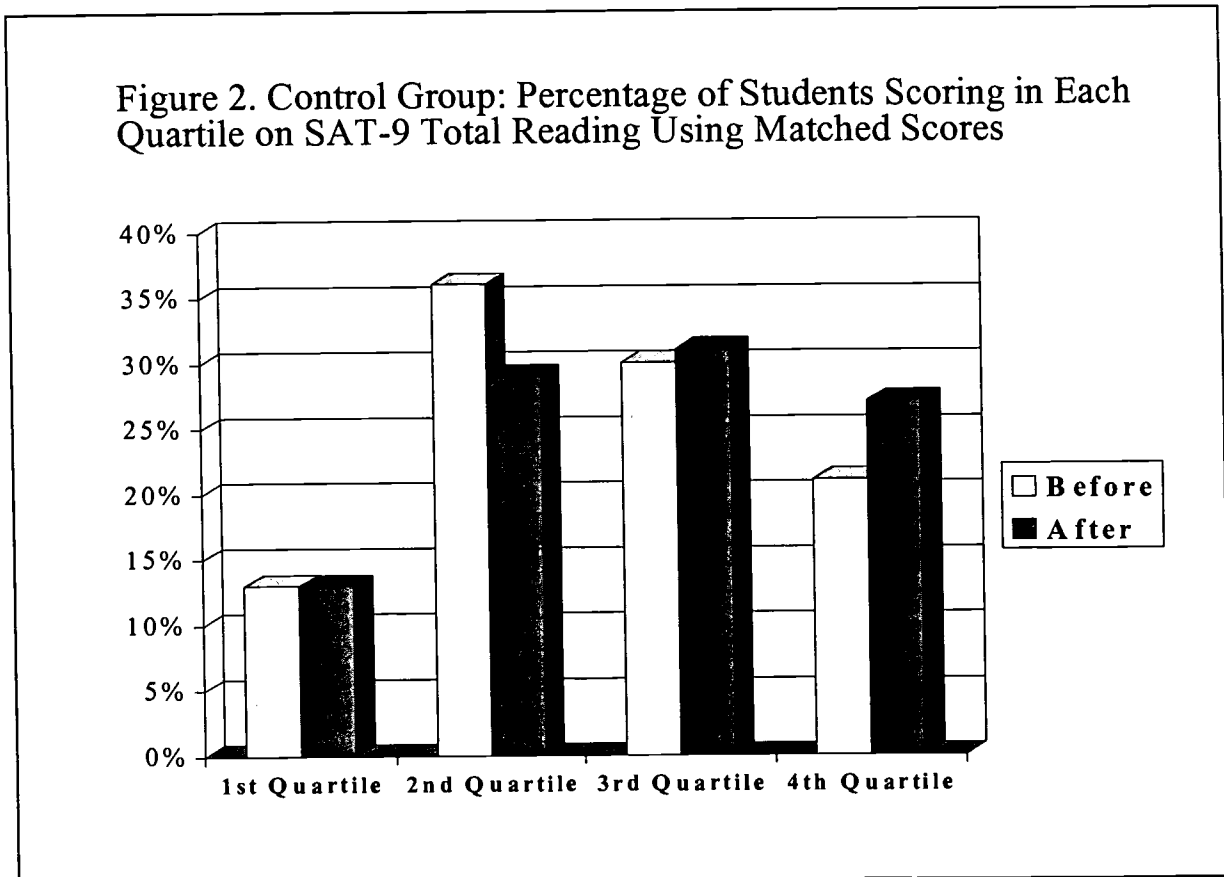
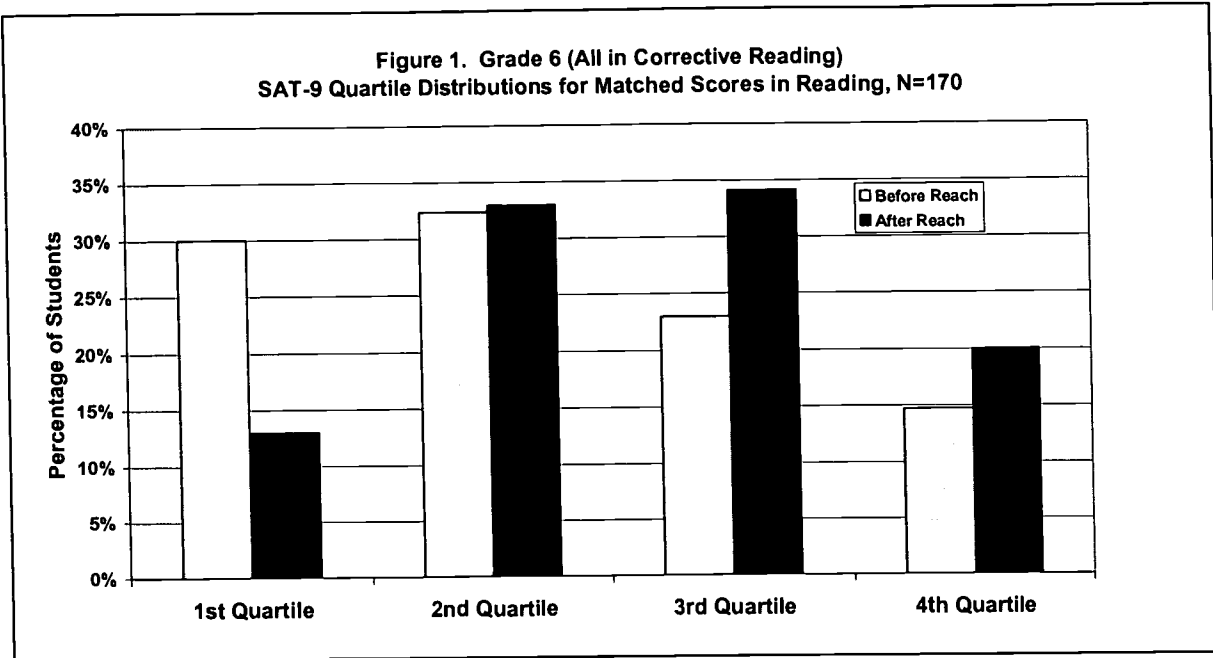
Table 2. Change in literacy levels of students placed in *Corrective Reading*—Decoding for 11 schools in California, according to the Multi-level Academic Survey Test. Schools are ordered from highest percentages of low-performing students to lowest. (Taken from Grossen, 2002)

	N	Percent scoring below 2 nd grade level		Change	Percent scoring above 5 th grade level		Change
		Pre	Post		Pre	Post	
Control School	59	56	53	-3	5	14	+9
S1 ¹	245	55	31	-24	9	24	+15
S2 ²	59	44	25	-19	10	37	+27
S3 ¹	129	44	18	-26	13	33	+20
S4 ²	150	41	15	-26	16	38	+22
S5 ¹	282	34	14	-20	20	53	+33
S6 ²	338	34	14	-20	22	55	+33
S7 ²	183	27	13	-14	6	21	+15
S8 ²	82	24	13	-11	20	43	+23
S9 ^{2,3}	110	23	6	-17	20	49	+29
S10 ^{2,3}	558	17	9	-8	42	56	+14
S11 ²	455	14	5	-9	44	61	+17

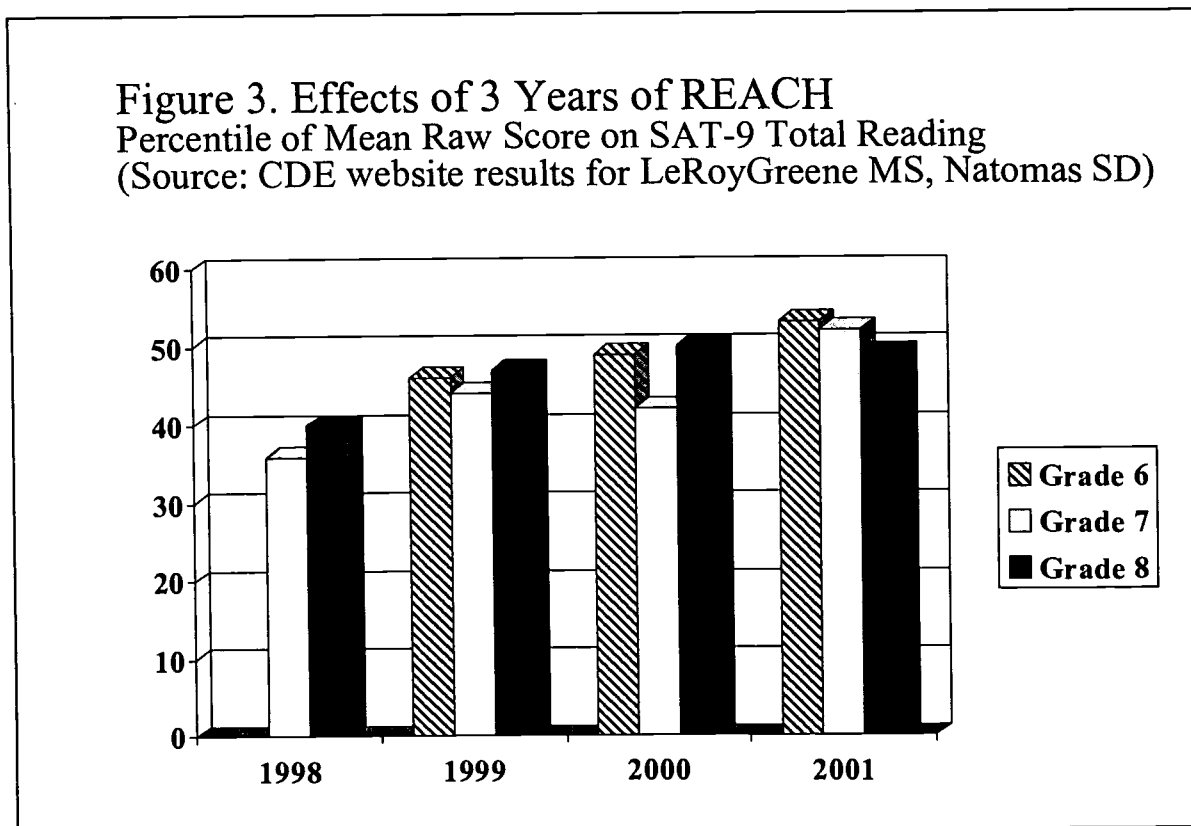
¹The period between pre- and posttest for these schools is 4 months.

²The period between pre- and posttest for these schools is 8 months.

³These schools are in their second year of implementation.



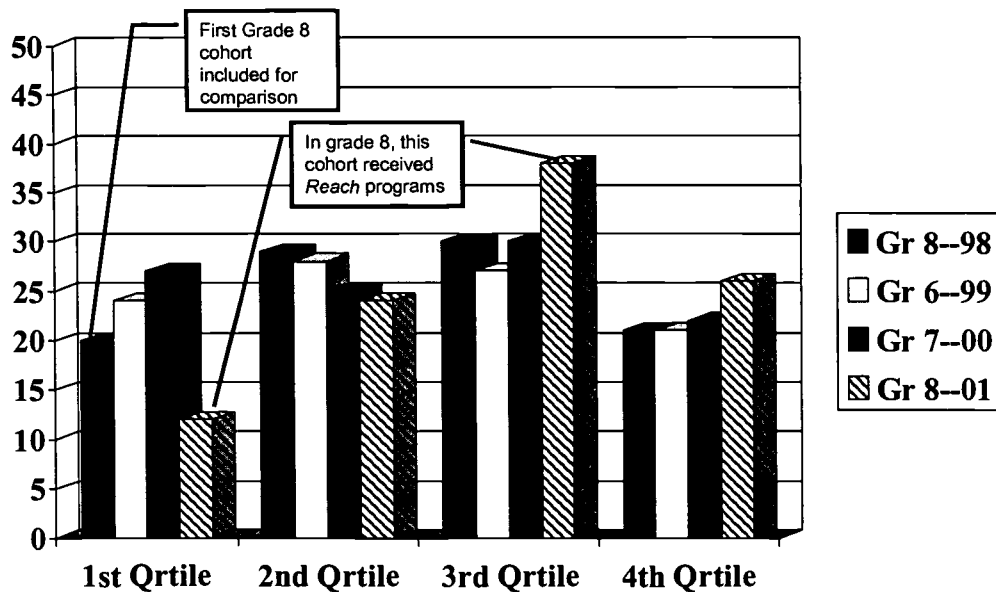
Schoolwide implementations of Reach System components. When schools implement the comprehension programs of *Corrective Reading* and / or *Reasoning and Writing* with all of their students, we find strong SAT-9 gains on the California statewide assessments. We examined the results of a schoolwide implementation using matched SAT-9 scores. (The state generally reports unmatched scores on the state webpage.) Figure 1 shows the percentage of students performing in each quartile on the total reading score on the test prior to implementation and on the test after implementation. Figure 2 shows the same information for the control group, which were the grade 7 and grade 8 students in the same school, who did not receive *Corrective Reading*. Figures 1 and 2 show a common pattern of results for *Reach System* programs. Without a Direct Instruction program, students in the bottom quartile tend to remain in the bottom quartile, as is clearly illustrated in Figure 2. Less powerful models of instruction that are common in schools, are more effective in raising students near the middle of the distribution. But with the more powerful implementation of the *Reach System* components, such as *Corrective Reading*, students move out of the bottom quartile as shown in Figure 1.



Sustained gains for three years or more. LeRoy Greene Middle School in Natomas School District (Sacramento) was one of the first schools to implement the model developed in the Goethe Research Project. LeRoy Greene implemented *Corrective Reading* and/or *Reasoning and Writing* in all grade levels for all students. Figure 3 shows the results over the four years of the SAT-9 testing program. The DI programs resulted in consistent gains overtime in the achievement of the school as a whole, as indicated by the California state testing program.

Effects of all REACH components. South Lake Tahoe Middle School implemented *Corrective Reading*, followed by a schoolwide implementation of *Expressive Writing II*, *Reasoning and Writing*, Comprehension programs from *Corrective Reading*, and a grade 6 implementation of *Spelling Through Morphographs*. All grades gained approximately 10 percentile points in Sat-9 reading, and language arts (mean score gains ranged from 7 to 14). Students receiving *Spelling Through Morphographs* also gained an average of 13 percentile points (grade 6 students). Figure 4 displays the change in the performance over time of graduating grade 8 cohort, with the performance of the first grade 8 cohort as a comparison.

Figure 4. Effects on a Cohort: South Tahoe SAT-9 Total Reading Scores. (The full *Reach* program implemented prior to 4th year). Percentage of Students in each Quartile (Source: CDE website)



Implementation

As Lyon et al. (2001) have found in the research centers funded by National Institute for Child Health and Development, typical remediation models for older students have not provided intensive or systematic instruction necessary to accelerate these struggling readers to a point they can catch up to their grade-level peers. The Direct Instruction programs used in the *Reach System* address these weaknesses by providing systematic, explicit instruction in literacy skills. The *Reach System* also involves more instructional time per day for accelerating these struggling readers.

Schools interested in implementing the *Reach System* may start with programs addressing the basic decoding and comprehension needs of their struggling readers. Common practices are to schedule an extra reading period for all students and assign all teaching staff members to teach reading to a class of students for that period. However the students who are more academically behind their peers will need more intensive instructional support. The research using the *Reach System* has shown that these students will never achieve at the level of their peers at the end of eighth grade unless more intensive instruction in comprehension, writing, reasoning, and spelling is provided.

The following flow chart provides a planning guide for determining the appropriate level of intervention needed. The first step is to analyze the individual performance of all students and determine the magnitude of the problem. See Figures 5 and 6 on the next page for details in planning interventions.

The *Reach* programs have been fully implemented in multiple sites for more than three years. Districts with extensive implementations include many districts in East Riverside County, especially Palm Springs School District, Port Hueneme SD, Sacramento SD, Natomas SD, San Juan SD, Marysville SD, Stockton SD, Lincoln SD, Grant SD, Lake Tahoe SD, and others.

CARE's implementors are persons who have been working with these implementations to achieve the results documented above. The knowledge gained in working with these implementations has been developed into an implementation manual that will guide the implementations that CARE manages.

References

Arthur, C. (1988). Progress in a high school LD class. Direct Instruction News, 2, 17-18.

Campbell, M.L. (1988). Corrective Reading program evaluated with secondary students in San Diego. ADI News, 7(4), 15-17.

Collins, M., & Carnine, D. (1988). Evaluating the field test revision process by comparing two versions of a reasoning skills CAI program. *Journal of Learning Disabilities*, 21, 375-379.

Carnine, D., Caros, J., Crawford, D., Hollenbeck, K., Harniss, M. (1996). Designing effective U.S. history curricula for all students. In J. Brophy (Ed.), 6th Handbook on Research on Teaching. Advances in Research on Teaching (Vol.6), 207-256. Greenwich, CT: J.A.I. Press

Carnine, D., Crawford, D., Harniss, M., & Hollenbeck, K. (1998). Understanding U.S. history. Eugene, OR: University of Oregon.

Chase, W. G. & Simon, H. A. (1973b). Perception in chess. Cognitive Psychology, 4, 55-81.

Clunie-Ross, G. (1990). Some effects of direct instruction in comprehension skills on intellectual performance. Behavior Change, 7(2).

Collins, M., & Carnine, D. (1988). Evaluating the field test revision process by comparing two versions of a reasoning skills CAI program. *Journal of Learning Disabilities*, 21, 375-379.

Dixon, R., & Engelmann, S. (1999). Spelling through morphographs. Blacklick, OH: Science Research Associates.

Edlund, C., & Ogle, R. (Spring, 1988). Amount of training in DI and outcomes with secondary handicapped students. Direct Instruction News, 14-15.

Egan, D. E. & Schwartz, B. J. (1979). Chunking in recall of symbolic drawings. Memory and Cognition, 7, 149-58.

Engelmann, S., & Silbert, J. (1983). Expressive writing. Blacklick, OH: Science Research Associates.

Engelmann, S., & Grossen, B. (2001). Reasoning and writing, level E. Blacklick, OH: Science Research Associates.

Engelmann, S., & Grossen, B. (2001). Reasoning and writing, level F. Blacklick, OH: Science Research Associates.

Engelmann, S., & associates. (1999). Corrective reading program. Blacklick, OH: Science Research Associates.

Gersten, R., Brockway, M.A., & Henares, N. (1983). the Monterey DI program for students. Direct Instruction News, 2, 8-9.

Glang, A., Singer, G., cooley, E., & Tish, N. (1991). Using Direct Instruction with brain injured students. Direct Instruction News, 11(1), 23-28.

- Gregory, R.P., Hackney, C., & Gregory, N.M. (1982). Corrective reading programme: An evaluation. British Journal of Educational Psychology, *52*, 33-50.
- Grossen, B. (Fall, 1996). Making research serve the profession. American Educator, 8-16.
- Grossen, B. (1998). The research base for *Corrective Reading, SRA*. Blacklick, OH: SRA.
- Grossen, B. (2002). The reach system. Blacklick, OH: Science Research Associates.
- Grossen, B., & Carnine, D. (1990). Diagramming a logic strategy: Effects on more difficult problem types and transfer. Learning Disability Quarterly, *13*, 168-182.
- Grossen, B., Carnine, D., & Lee, C. (1996). The effects of instruction designed for diverse learners and constructivist instruction on middle-school students' achievement and problem solving in earth science. Unpublished manuscript. University of Oregon.
- Grossen, B., Carnine, D., & Silbert, J. (2000). Direct instruction to accelerate cognitive growth. In J. Block, S. Everson, & T. Guskey (Eds.), *Comprehensive school reform: A program perspective*, (pp. 111-130). DuBuque IO: Scholastic Inc.
- Holdsworth, P. (1984-1985). Corrective reading tested in U.K. Direct Instruction News, *1*, 1-4.
- Kameenui, E., & Carnine, D. (2001). *Effective strategies for teaching students with diverse learning and curricular needs*. Columbus, OH: Merrill.
- Kasendorf, S., McQuaid, P. (1987). Corrective reading evaluation study. Direct Instruction News, *1*, 9.
- Lee County School District. (1997). An evaluation of Corrective Reading. Lee County, AL: Lee County School District.
- Lindman, E. (1968). Net shift analysis for comparing distributions of test scores. Report No. WP-5. Los Angeles: California University Center for the Study of Evaluation of Instructional Programs. [ED 023 170]
- Maggs, A., & Murdoch, R. (1979). Teaching low performers in upper primary and lower secondary to read by DI methods. Research Report. Macquarie University, Australia.
- Polloway, E., Epstein, M., Polloway, C., Patton, J., & Ball, D. (1986). Corrective reading program: An analysis of effectiveness with learning disabled and mentally retarded students. Remedial and Special Education, *7*, 41-47.
- Ross, D. (1998). Competing theories: Teach comprehension or teach decoding to improve reading comprehension in older poor readers. St Kitts, West Indies: Berne University.
- Sommers, J. (1991). Direct instruction programs produce significant gains with at-risk middle school students. Direct Instruction News, *5*, 7-13.
- Sommers, J. (1995). Seven-year overview of DI programs used in basic skills classes at Big Piney Middle School. Effective School Practices, *6*, 29-32.

Stevenson, H. W., & Stigler, J.W. (1992). The learning gap: Why our schools are failing and what we can learn from Japanese and Chinese education. New York:Summit Books/Simon & Schuster.

Thomson, B. (1992). A field report: Specific learning disabilities Corrective Reading pilot study 1989-90. Direct Instruction News, 11, 13.

Thorne, M.T. (1978). "Payment for reading": The use of the "Corrective Reading scheme" with junior maladjusted boys. Remedial Education, 13(2), 87-90.

Vitale, M., Medland, M., Romance, N., & Weaver, H.P. (1993). Accelerating reading and thinking skills of low-achieving elementary students: Implications for curricular change. Effective School Practices, 12(1), 26-31.

Grossen, B. (2002). The BIG Accommodation Model: The Direct Instruction Model for Secondary Schools. Journal for the Education of Students Placed At-Risk, 7(2).

Grossen, B. (in press). Success of the Direct Instruction Model at a secondary level school with high-risk students. Reading and Writing Quarterly.

Grossen, B. (1998). What's wrong in American education? In W. Evers (Ed.), What's Gone Wrong in America's Classrooms? Palo Alto CA: Hoover Institution Press, Stanford University.

Grossen, B. (Fall, 1996). Making research serve the profession. American Educator, 8-16. (Journal of the American Federation of Teachers)



U.S. Department of Education
Office of Educational Research and Improvement (OERI)
National Library of Education (NLE)
Educational Resources Information Center (ERIC)



REPRODUCTION RELEASE

(Specific Document)

I. DOCUMENT IDENTIFICATION:

Title: **Direct Instruction Model for Secondary Schools: The Research Base for the REACH System (0651)**

Author(s):

Corporate Source:

Publication Date:

II. REPRODUCTION RELEASE:

In order to disseminate as widely as possible timely and significant materials of interest to the educational community, documents announced in the monthly abstract journal of the ERIC system, *Resources in Education* (RIE), are usually made available to users in microfiche, reproduced paper copy, and electronic media, and sold through the ERIC Document Reproduction Service (EDRS). Credit is given to the source of each document, and, if reproduction release is granted, one of the following notices is affixed to the document.

If permission is granted to reproduce and disseminate the identified document, please CHECK ONE of the following three options and sign at the bottom of the page.

The sample sticker shown below will be affixed to all Level 1 documents

The sample sticker shown below will be affixed to all Level 2A documents

The sample sticker shown below will be affixed to all Level 2B documents

PERMISSION TO REPRODUCE AND DISSEMINATE THIS MATERIAL HAS BEEN GRANTED BY

Sample

TO THE EDUCATIONAL RESOURCES INFORMATION CENTER (ERIC)

1

Level 1

Check here for Level 1 release, permitting reproduction and dissemination in microfiche or other ERIC archival media (e.g., electronic) and paper copy.

PERMISSION TO REPRODUCE AND DISSEMINATE THIS MATERIAL IN MICROFICHE, AND IN ELECTRONIC MEDIA FOR ERIC COLLECTION SUBSCRIBERS ONLY, HAS BEEN GRANTED BY

Sample

TO THE EDUCATIONAL RESOURCES INFORMATION CENTER (ERIC)

2A

Level 2A

Check here for Level 2A release, permitting reproduction and dissemination in microfiche and in electronic media for ERIC archival collection subscribers only

PERMISSION TO REPRODUCE AND DISSEMINATE THIS MATERIAL IN MICROFICHE ONLY HAS BEEN GRANTED BY

Sample

TO THE EDUCATIONAL RESOURCES INFORMATION CENTER (ERIC)

2B

Level 2B

Check here for Level 2B release, permitting reproduction and dissemination in microfiche only

Documents will be processed as indicated provided reproduction quality permits.
If permission to reproduce is granted, but no box is checked, documents will be processed at Level 1.

I hereby grant to the Educational Resources Information Center (ERIC) nonexclusive permission to reproduce and disseminate this document as indicated above. Reproduction from the ERIC microfiche or electronic media by persons other than ERIC employees and its system contractors requires permission from the copyright holder. Exception is made for non-profit reproduction by libraries and other service agencies to satisfy information needs of educators in response to discrete inquiries.

Sign here, → please

Signature: <i>Bonita J. Grossen</i>	Printed Name/Position/Title: Executive <i>Bonita J. Grossen - Director</i>	
Organization/Address:	Telephone: <i>541 686-9185</i>	FAX: <i>541 345-2090</i>
	E-Mail Address: <i>bgrossen@oregon.edu</i>	Date: <i>8-27-03</i>

uoregon.edu

(over)



III. DOCUMENT AVAILABILITY INFORMATION (FROM NON-ERIC SOURCE):

If permission to reproduce is not granted to ERIC, or, if you wish ERIC to cite the availability of the document from another source, please provide the following information regarding the availability of the document. (ERIC will not announce a document unless it is publicly available, and a dependable source can be specified. Contributors should also be aware that ERIC selection criteria are significantly more stringent for documents that cannot be made available through EDRS.)

Publisher/Distributor:
Address:
Price:

IV. REFERRAL OF ERIC TO COPYRIGHT/REPRODUCTION RIGHTS HOLDER:

If the right to grant this reproduction release is held by someone other than the addressee, please provide the appropriate name and address:

Name:
Address:

V. WHERE TO SEND THIS FORM:

Send this form to the following ERIC Clearinghouse: ERIC Clearinghouse on Teaching and Teacher Education 1307 New York Ave., NW Suite 300 Washington, DC 20005-4701
--

However, if solicited by the ERIC Facility, or if making an unsolicited contribution to ERIC, return this form (and the document being contributed) to:

ERIC Processing and Reference Facility
4483-A Forbes Boulevard
Lanham, Maryland 20706

Telephone: 301-552-4200

Toll Free: 800-799-3742

FAX: 301-552-4700

e-mail: ericfac@inet.ed.gov

WWW: <http://ericfac.piccard.csc.com>