

DOCUMENT RESUME

ED 480 776

JC 030 472

TITLE Data and Characteristics of the Illinois Public Community College System.

INSTITUTION Illinois Community Coll. Board, Springfield.

PUB DATE 2003-08-00

NOTE 182p.; For the 2002 edition, see ED 469 516.

AVAILABLE FROM For full text: <http://www.iccb.state.il.us/HTML/pdf/reports/databook2003.pdf>.

PUB TYPE Numerical/Quantitative Data (110) -- Reports - Descriptive (141)

EDRS PRICE EDRS Price MF01/PC08 Plus Postage.

DESCRIPTORS *Academic Degrees; *Budgets; College Curriculum; *College Faculty; Community Colleges; Departments; *Enrollment; Enrollment Influences; Enrollment Rate; Enrollment Trends; Expenditures; Intellectual Disciplines; *Personnel; School Demography; *Two Year College Students; Two Year Colleges

IDENTIFIERS *Illinois Community College System

ABSTRACT

This document contains data and characteristics of the Illinois public community college system and is designed to serve as a basic reference. The data are obtained from various surveys and studies conducted by Illinois Community College Board (ICCB) staff, and from the colleges' annual MIS submissions. The document contains annual data for fiscal year 2002 and fall term data for 2002. It provides information about: (1) students; (2) faculty and staff; (3) annual enrollment and completion; (4) operating finance; and (5) capital construction. Some selected data from statistics for the 39 Illinois public community college districts follow. The colleges enroll approximately 63.9% of all students enrolled in public colleges and universities in the state of Illinois. Over 58% of the 353,705 students enrolled were women. The median age for fall 2002 was 23.7 years, while the mean age was 28.47 years. About 224,627 of students were white, 51,546 were black, 55,804 were Hispanic. Approximately 16,378 were Asian or Pacific Islander, and 1,113 were American Indian or Alaskan. The report indicates 17,129 students were enrolled in occupational programs, 21,087 were enrolled in baccalaureate transfer programs, and 34,438 students were enrolled in ESL programs. Of the 16,972 faculty employed in fall 2002, 4,369 were full time. (Contains 4 figures and 70 tables.) (NB)

ED 480 776

DATA AND CHARACTERISTICS

of the
Illinois Public Community College System

IL030472



⌘



PERMISSION TO REPRODUCE AND
DISSEMINATE THIS MATERIAL HAS
BEEN GRANTED BY

V. McMillan

TO THE EDUCATIONAL RESOURCES
INFORMATION CENTER (ERIC)

1

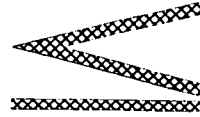
U.S. DEPARTMENT OF EDUCATION
Office of Educational Research and Improvement
EDUCATIONAL RESOURCES INFORMATION
CENTER (ERIC)

This document has been reproduced as
received from the person or organization
originating it.

Minor changes have been made to
improve reproduction quality.

• Points of view or opinions stated in this
document do not necessarily represent
official OERI position or policy.

#



+

X

Illinois Community College Board
401 East Capitol Avenue
Springfield, IL 62701-1711
Telephone: (217) 785-0123
August 2003

Printed by Authority of the State of Illinois

DATA AND CHARACTERISTICS OF THE ILLINOIS PUBLIC COMMUNITY COLLEGE SYSTEM

AUGUST 2003

TABLE OF CONTENTS

	<u>Page</u>
Introduction	viii
A Summary Profile of the Illinois Public Community Colleges	ix
Map of the Illinois Public Community College Districts	x
Section I - Fall Student Characteristics	1
Table I-1 - Summary of Opening Fall 2002 Student Headcount Enrollment by Sex and Type of Attendance	2
Table I-2 - Summary of Opening Fall 2002 Student Headcount Enrollment by Instructional Program Area	4
Table I-3 - Summary of Opening Fall 2002 Student Headcount Enrollment by Age	5
Table I-4 - Summary of Opening Fall 2002 Student Headcount Enrollment by Ethnic Origin	6
Table I-5 - Summary of Opening Fall 2002 Student Headcount Enrollment by Academic Classification	7
Table I-6 - Summary of Opening Fall 2002 Student Headcount Enrollment by Type of Residency	8
Table I-7 - Summary of Opening Fall 2002 Student Headcount Enrollment by Enrollment Status	9
Table I-8 - Proportions of District Populations Served by Illinois Public Community Colleges in Instructional Credit Curricula by Headcount and FTE	10
Table I-9 - Summary of Opening Fall 2002 Student Headcount Enrollment by Instructional Program Area and Student Level	11

TABLE OF CONTENTS
(Continued)

	<u>Page</u>
Table I-10 - Summary of Opening Fall Term Student Headcount Enrollment - Fall 1993 Through Fall 2002	15
Table I-11 - Summary of Opening Fall Term Student FTE Enrollment - Fall 1993 Through Fall 2002	16
Section II - Faculty and Staff Data	17
Table II-1 - Summary of Instructional Teaching Faculty (9 and 12 mos.) Employed in Illinois Public Community Colleges by Sex and Employment Status During Fall 2002	19
Table II-2 - Summary of Administrative Staff Employed in Illinois Public Community Colleges by Sex and Employment Status During Fall 2002	20
Table II-3 - Summary of Other Nonteaching Professional Staff (9 and 12 month) Employed in Illinois Public Community Colleges by Sex and Employment Status During Fall 2002	21
Table II-4 - Summary of Civil Service or Classified Staff Employed in Illinois Public Community Colleges by Sex and Employment Status During Fall 2002	22
Table II-5 - Fiscal Year 2003 Average Contractual Base Salaries for Full-Time Teaching Faculty (9 Mos.), Administrative Staff (12 Mos.), and Nonteaching Professional Staff (12 Mos.) in Illinois Public Community Colleges	23
Table II-6 - Average On-Campus Class by Type - Fall 2002	24
Table II-7 - Percentage of On-Campus Classes by Class Size Categories - Fall 2002	25
Section III - Annual Enrollment and Completion Data	26
Table III-1 - Summary of Annual Unduplicated Headcount Enrollment by Sex for Fiscal Year 2002	27

TABLE OF CONTENTS
(Continued)

	<u>Page</u>
Table III-2 - Summary of Annual Unduplicated Headcount Enrollment by Program Classification for Fiscal Year 2002	28
Table III-3 - Annual Unduplicated Enrollment by Academic Program by College for Fiscal Year 2002	29
Table III-4 - Summary of Annual Unduplicated Headcount Enrollment by Age for Fiscal Year 2002	52
Table III-5 - Summary of Annual Unduplicated Headcount Enrollment by Ethnic Origin for Fiscal Year 2002	53
Table III-6 - Highest Degree Previously Earned for Fiscal Year 2002 Illinois Public Community College Students	54
Table III-7 - Summary of Transfer and General Studies Degrees and Certificates Awarded in Fiscal Year 2002	55
Table III-8 - Summary of Occupational Degrees and Certificates Awarded in Fiscal Year 2002	57
Table III-9 - Annual Duplicated Completers by Academic Program by College for Fiscal Year 2002	58
Table III-10 - Summary of Adult Education Completions Awarded in Fiscal Year 2002 by Community College District	78
Table III-11 - Summary of High School Completions Awarded in Fiscal Year 2002 by Community College District	79
Table III-12 - Summary of Annual Unduplicated Headcount Enrollment by Ethnic Origin in General Associate Programs-Fiscal Year 2002	80
Table III-13 - Summary of Annual Unduplicated Headcount Enrollment by Ethnic Origin in Baccalaureate/Transfer Programs-Fiscal Year 2002	81
Table III-14 - Summary of Annual Unduplicated Headcount Enrollment by Ethnic Origin in Occupational Programs-Fiscal Year 2002	82

TABLE OF CONTENTS
(Continued)

	<u>Page</u>
Table III-15 - Summary of Annual Unduplicated Headcount Enrollment by Ethnic Origin in General Studies Programs-Fiscal Year 2002	83
Table III-16 - Summary of Annual Unduplicated Headcount Enrollment by Ethnic Origin in Vocational Programs-Fiscal Year 2002	84
Table III-17 - Summary of Annual Unduplicated Headcount Enrollment by Ethnic Origin in Adult Basic Education Programs-Fiscal Year 2002	85
Table III-18 - Summary of Annual Unduplicated Headcount Enrollment by Ethnic Origin in Adult Secondary Education Programs-Fiscal Year 2002	86
Table III-19 - Summary of Annual Unduplicated Headcount Enrollment by Ethnic Origin in English as a Second Language Programs- Fiscal Year 2002	87
Section IV - Financial Data	88
Table IV-1 - Annual FTE Students - Fiscal Year 1992 Through Fiscal Year 2002	89
Table IV-2 - Total ICCB Grants Paid to Community Colleges - Fiscal Year 1996 Through Fiscal Year 2003	90
Table IV-3 - Net Instructional Unit Cost in Illinois Public Community Colleges Since Fiscal Year 1996	91
Table IV-4 - Fiscal Year 2002 Total Reimbursable Credit Hours	92
Table IV-5A - Summary of Fiscal Year 2002 ICCB Grants to Illinois Public Community Colleges-Original Appropriation	93
Table IV-5B - Summary of Fiscal year 2002 ICCB Grants to Illinois Public Community Colleges-Revised due to 11/16/01 Budget Rescission	94
Table IV-6 - Summary of Fiscal Year 2003 ICCB Grants to Illinois Public Community Colleges	95
Table IV-7 - Per Capita Costs, Chargeback Rates, and Student Tuition and Fee Rates at Illinois Public Community College Districts	96

TABLE OF CONTENTS
(Continued)

	<u>Page</u>
Table IV-8 - 2001 Operating Tax Extensions for Real Estate and Other Property Tax and 2002 Corporate Personal Property Replacement Tax Revenues	97
Table IV-9 - 2001 Tax Levy Rates (Per \$100 of EAV)	98
Table IV-10 - Fiscal Year 2002 Net Instructional Unit Cost by Funded Instructional Categories in Illinois Public Community Colleges	99
Table IV-11 - Fiscal Year 2002 Audited Operating Revenues by Source	100
Table IV-12 - Fiscal Year 2002 Audited Operating Expenditures by Function	102
Table IV-13 - Fiscal Year 2002 Audited Operating Expenditures by Object	103
Table IV-14 - Fiscal Year 2002 Total Current Fund Revenue by Source	104
Table IV-15 - Fiscal Year 2002 Total Current Fund Expenditures by Function	105
Table IV-16 - Fiscal Year 2002 Energy Costs	106
Section V - Facilities Data	107
Table V-1 - Summary of Acres by Use for Illinois Public Community Colleges as of August 1, 2002	108
Table V-2 - Summary of Total Square Footage Available on Illinois Public Community College Campuses as of June 30, 2002	109
Table V-3 - Square Footage of On-Campus Facilities Under Construction or Approved for Construction as of August 1, 2002	110
Table V-4 - Total Net Assignable Square Footage by Room Use Classification	111

TABLE OF CONTENTS
(Continued)

	<u>Page</u>
Table V-5 - Net Assignable Square Footage in Completed Permanent State-Funded Facilities by Higher Education Facility Inventory Room Use Classification as of June 30, 2002	112
Table V-6 - Net Assignable Square Footage in Completed Permanent Locally Funded Facilities by Higher Education Facility Inventory Room Use Classification as of June 30, 2002	113
Table V-7 - Net Assignable Square Footage in Temporary Facilities by Higher Education Facility Inventory Room Use Classification as of June 30, 2002	114
Table V-8 - Net Assignable Square Footage in State-Funded Facilities Under Construction or Approved for Construction by Higher Education Facility Inventory Room Use Classification as of August 1, 2002	115
Table V-9 - Net Assignable Square Footage in Locally Funded Permanent Facilities Under Construction or Approved for Construction as of August 1, 2002	116
Table V-10 - Total Net Assignable Square Feet of Permanent Facilities by Room Use Classification Per 10th Day On-Campus FTE Student as of June 30, 2002 (Completed, Under Construction, Approved, or Appropriated)	117
Table V-11 - Total Protection, Health, and Safety Projects Approved	118
Table V-12 - Budgeted Revenue for Community College Construction Since January 1990	119
Table V-13 - Budgeted Revenue for Permanent Community College Facilities Under Construction or Planned as of May 2003	149
Table V-14 - Capital Projects Under Construction - Funding Authorized by Protection, Health, and Safety Legislation	160
Table V-15 - Capital Renewal Projects Approved for Fiscal Year 2001	168
Table V-16 - Capital Renewal Projects Approved for Fiscal Year 2002	169
Table V-17 - Capital Renewal Projects Approved for Fiscal Year 2003	170

LIST OF FIGURES

	<u>Page</u>
Figure 1 - Opening Fall 2002 Headcount Enrollment by Instructional Program Area	3
Figure 2 - Fall 2002 State Headcount Distribution of Employees by Employee Group	18
Figure 3 - FY 2002 Annual Duplicated Completers in Broad Program Categories	57
Figure 4 - FY 2002 Audited Sources of Revenue	101

INTRODUCTION

This is the twenty-first publication of a comprehensive data book by the Illinois Community College Board (ICCB). This document contains data and characteristics of the Illinois public community college system and is designed to serve as a basic reference. No analysis of the data is intended in this document. The data are obtained from various surveys and studies conducted by ICCB staff and from the colleges' annual MIS submissions.

This year the major data tables from the data book will again be available to colleges in computer-readable form using Quattro Pro (Windows) spreadsheet format. To receive the data book in computer-readable form: (1) send two blank, formatted 3 1/2 inch diskettes that can be read by an IBM compatible microcomputer; (2) specify whether the diskettes are high density or regular density; (3) enclose a self-addressed envelope with return postage; and (4) forward your request to the Production Controller, Information Technology Services, Illinois Community College Board, 401 East Capitol Avenue, Springfield, Illinois 62701-1711. Access to the 2003 Data Book is also available on the ICCB website at www.iccb.state.il.us/HTML/publications/reports.html, scroll down to *Data and Characteristics of the Illinois Public Community College System*, click on August 2003.

This document contains annual data for fiscal year 2002 and fall term data for 2002 (fiscal year 2002). Enrollment data and faculty and staff data are collected during the fall term each year; thus, these data are fall term 2002 (fiscal year 2002). Budgeted operating finance and facilities data are for fiscal year 2002. Audited financial data, unit cost data, annual enrollments, and graduate data are for fiscal year 2002.

This publication provides information about (1) students, (2) faculty and staff, (3) annual enrollment and completion, (4) operating finance, and (5) capital construction. Each of these areas constitutes a section of this document. Several tables summarize data from more detailed reports that have been published separately. The objective of this document is to provide useful summaries of data for community college districts in one reference document. If you have requests for other data or suggestions for additions or deletions, please contact the ICCB office.

Special acknowledgment is extended to the personnel of the colleges for their cooperation in completing surveys and providing the ICCB with computer-readable data on a timely basis.

Note that one Illinois public community college changed its name during fiscal year 2000. Southwestern Illinois was formerly known as Belleville Area College. Individuals interested in making comparisons with prior editions of this report should be aware of this change.

Table 1 on the next page is a summary profile of selected statistics for the 39 Illinois public community college districts. The map on page x shows the geographic location of each college district.

Illinois Community College Board

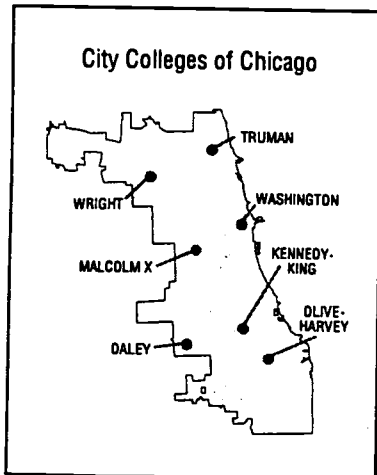
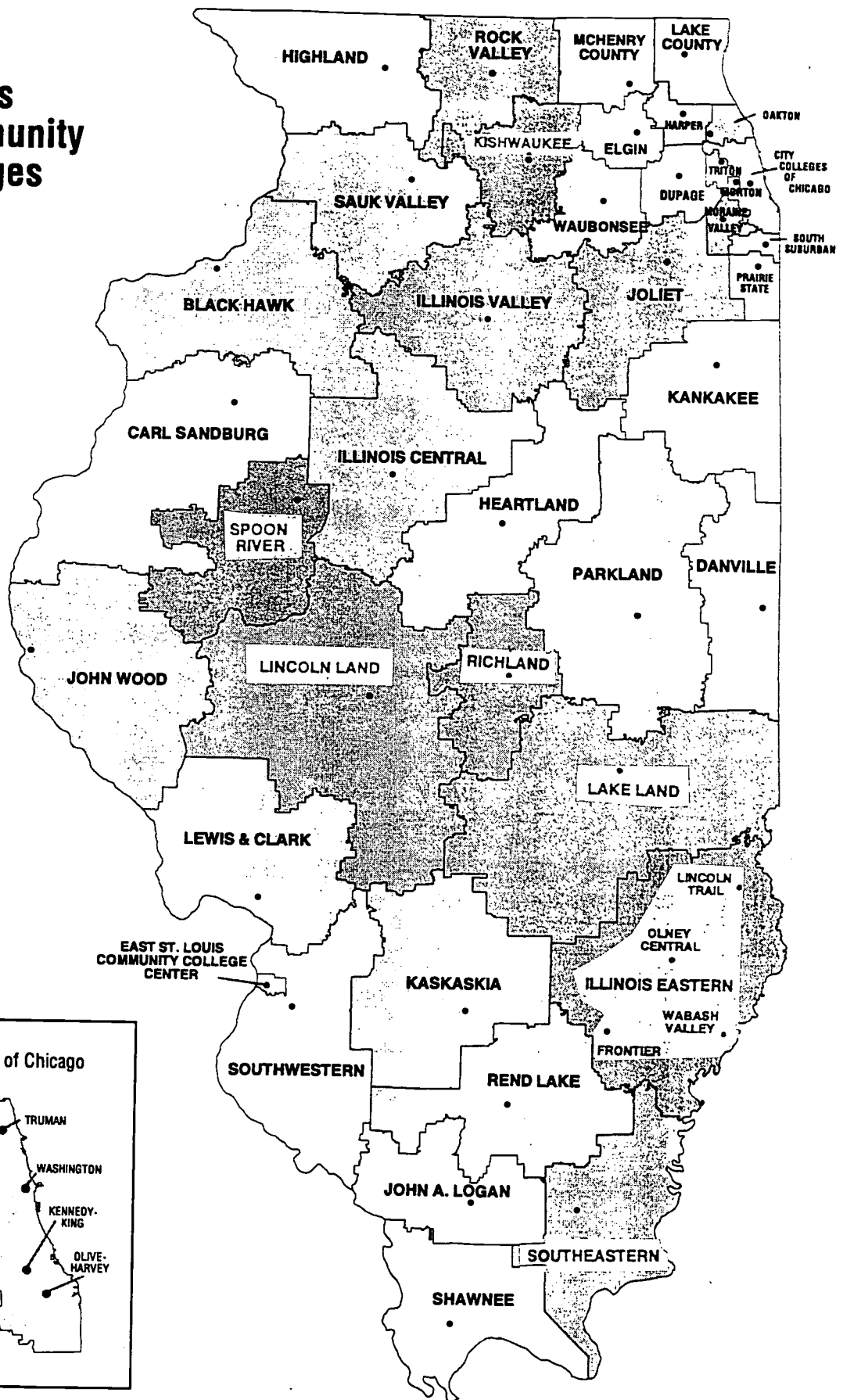
Table 1

A SUMMARY PROFILE OF THE ILLINOIS PUBLIC COMMUNITY COLLEGES

Dist. No.	District	District Location	District Size		2001 Tax Base EAV	2001 Tax Rates Extended			Student Enrollment		FY 03 Annual Tuition & Fee Charges		
			# of Coll.	2002 Population		Square Miles	Educ. & O&M Rate	Bond & Interest Rate	All Other Tax Rates	Total		Fall 2002 Headcount	Annual FY 02 FTE
503	BLACK HAWK	Moline	1	225,232	2,440	2,638,073,392	19.00	0.00	17.63	36.63	6,350	4,846	1,650
508	CHICAGO	Chicago	7	2,881,120	230	41,965,618,372	20.51	0.00	11.31	31.82	66,720	41,103	1,810
507	DANVILLE	Danville	1	89,636	1,288	814,205,881	44.79	7.89	8.16	60.84	2,589	1,546	1,530
502	DUPAGE	Glen Ellyn	1	1,012,273	350	27,625,741,099	19.52	0.00	0.13	19.65	30,235	15,229	2,025
509	ELGIN	Elgin	1	408,796	343	7,335,177,313	29.19	0.25	8.92	38.36	10,148	5,095	1,680
512	HARPER	Palatine	1	506,928	193	15,637,592,371	21.90	7.02	2.22	31.14	14,482	7,781	2,154
540	HEARTLAND	Bloomington	1	195,733	1,863	2,895,442,448	22.50	2.47	5.70	30.67	4,566	2,493	1,500
519	HIGHLAND	Freeport	1	91,119	1,640	1,298,774,630	25.00	12.60	9.32	46.92	2,514	1,638	1,635
514	ILLINOIS CENTRAL	East Peoria	1	359,067	2,322	4,479,606,719	25.00	8.95	13.47	47.42	11,468	6,332	1,560
529	ILLINOIS EASTERN	Olney	4	110,126	3,066	1,010,095,132	25.00	14.83	3.89	43.72	8,653	4,771	1,350
513	ILLINOIS VALLEY	Oglesby	1	148,968	2,058	2,261,321,459	17.00	8.35	21.57	46.92	3,873	2,530	1,808
525	JOLIET	Joliet	1	492,786	1,434	10,219,528,812	20.00	0.00	2.37	22.37	12,904	6,637	1,680
520	KANKAKEE	Kankakee	1	130,760	1,586	1,610,699,949	18.00	0.00	5.74	23.74	3,475	2,549	1,470
501	KANKASKIA	Centralia	1	120,122	2,231	910,806,126	25.00	4.69	12.56	42.25	3,722	2,366	1,440
523	KISHWAUKEE	Malta	1	98,340	831	1,398,585,002	34.78	13.51	4.96	53.25	3,950	2,309	1,680
532	LAKE COUNTY	Grayslake	1	637,193	442	17,249,816,445	18.90	0.90	1.30	21.10	15,457	6,687	1,680
517	LAKE COUNTY	Mattoon	1	188,739	3,961	1,901,190,641	18.00	8.48	15.35	41.83	6,473	4,795	1,674
536	LEWIS & CLARK	Godfrey	1	218,922	2,044	2,260,096,812	25.00	17.26	4.36	46.62	7,121	3,740	1,674
526	LINCOLN LAND	Springfield	1	329,474	4,115	4,173,543,820	34.00	3.13	3.35	40.48	7,120	4,644	1,500
530	LOGAN	Carterville	1	142,390	1,192	1,046,443,787	35.00	0.00	12.80	47.80	6,322	3,847	1,470
528	MC HENRY	Crystal Lake	1	231,773	600	5,076,316,862	30.00	1.85	1.82	33.67	5,501	3,228	1,710
524	MORAIN VALLEY	Palos Hills	1	395,755	133	7,065,088,391	22.50	2.50	5.80	30.80	14,480	8,311	1,680
527	MORTON	Cicero	1	155,823	17	1,299,702,558	39.17	4.50	10.99	54.66	4,933	2,303	1,590
535	OAKTON	Des Plaines	1	461,430	107	15,465,523,325	20.96	0.00	0.29	21.25	11,421	7,404	1,830
505	PARKLAND	Champaign	1	242,619	2,908	3,199,132,978	36.00	0.00	9.56	45.56	9,539	5,182	1,710
515	PRAIRIE STATE	Chicago Hgts.	1	205,196	220	2,545,498,996	22.55	6.12	10.02	38.69	5,001	2,826	2,100
521	REND LAKE	Ina	1	91,295	1,850	564,168,216	25.00	20.50	14.37	59.87	3,132	2,435	1,440
537	RICHLAND	Decatur	1	136,856	1,114	1,647,205,018	25.31	6.55	5.38	37.24	3,568	2,010	1,560
511	ROCK VALLEY	Rockford	1	342,844	1,033	4,708,382,405	27.00	4.95	8.95	40.90	9,016	4,903	1,440
518	SANDBURG	Galesburg	1	112,668	2,834	1,259,152,240	22.00	14.23	11.85	48.08	3,441	2,015	1,965
506	SAUK VALLEY	Dixon	1	103,703	1,625	1,227,176,699	27.50	11.38	7.61	46.49	2,588	1,704	1,620
531	SHAWNEE	Ullin	1	62,694	1,466	389,931,149	22.78	0.00	12.74	35.52	2,058	1,581	1,350
510	SOUTH SUBURBAN	S. Holland	1	279,088	79	2,755,365,881	17.50	8.27	19.92	45.69	6,997	4,166	2,003
533	SOUTHEASTERN	Harrisburg	1	54,816	1,656	349,858,129	38.00	9.32	12.99	60.31	2,704	1,871	1,470
522	SOUTHWESTERN	Belleville	1	437,538	2,054	4,007,261,554	15.99	0.97	13.10	30.06	13,633	7,444	1,470
534	SPOON RIVER	Canton	1	71,738	1,566	614,126,684	25.00	10.23	12.74	47.97	2,089	1,148	1,800
504	TRITON	River Grove	1	333,118	55	5,745,515,700	29.81	0.00	3.07	32.88	14,864	7,892	1,590
516	WAUBONSEE	Sugar Grove	1	277,331	624	4,964,383,790	28.30	0.91	12.00	41.21	8,290	4,544	1,500
539	WOOD	Quincy	1	98,282	2,363	930,119,705	22.50	3.28	9.81	35.59	2,308	1,422	1,740
48				12,482,291	55,733	212,546,270,490	25.54	5.54	8.93	40.00	353,705	202,768	1,656



Illinois Community Colleges



BEST COPY AVAILABLE

Illinois Community College Board
 Table I-4
 SUMMARY OPENING FALL 2002 STUDENT HEADCOUNT ENROLLMENT
 BY ETHNIC ORIGIN

Dist. No.	District/College	Asian or Pacific Islander	American Indian or Alaskan	Black Non-Hispanic	Hispanic	White Non-Hispanic	Non-Resident Alien	All Other or No Indication
503	Black Hawk	59	24	394	541	5,332	0	0
508	Chicago	(4,345)	(312)	(23,933)	(25,917)	(12,213)	(0)	(0)
	Daley	148	24	2,311	6,586	1,585	0	0
	Kennedy-King	189	26	4,936	601	110	0	0
	Malcolm X	414	44	5,031	2,278	562	0	0
	Olive-Harvey	26	27	4,932	1,190	78	0	0
	Truman	1,725	74	2,078	7,964	3,439	0	0
	Washington	977	68	3,701	1,627	1,820	0	0
	Wilbur Wright	866	49	944	5,671	4,619	0	0
507	Danville	20	8	274	74	2,212	1	0
502	DuPage	3,523	51	1,278	3,376	21,432	1	574
509	Elgin	531	22	428	2,981	6,161	25	0
512	Harper	1,933	31	470	2,164	8,986	61	837
540	Heartland	99	15	333	88	4,024	7	0
519	Highland	18	9	140	33	2,312	2	0
514	Illinois Central	194	27	1,037	204	9,975	31	0
529	Illinois Eastern	(106)	(16)	(245)	(87)	(8,178)	(21)	(0)
	Frontier	28	1	1	11	2,136	0	0
	Lincoln Trail	23	3	165	46	1,116	2	0
	Olney Central	10	1	13	4	1,586	17	0
	Wabash Valley	45	11	66	26	3,340	2	0
513	Illinois Valley	43	9	35	216	3,477	0	93
525	Joliet	213	22	1,405	1,614	9,620	30	0
520	Kankakee	20	6	458	89	2,888	2	12
501	Kaskaskia	20	19	216	49	3,415	3	0
523	Kishwaukee	142	7	470	424	2,898	9	0
532	Lake County	857	59	1,394	3,171	9,445	531	0
517	Lake Land	26	19	649	170	5,570	39	0
536	Lewis & Clark	28	21	387	65	6,575	45	0
526	Lincoln Land	63	19	435	87	6,492	24	0
530	Logan	89	19	514	74	5,625	1	0
528	McHenry	82	10	28	346	5,016	19	0
524	Moraine Valley	235	34	1,117	1,103	11,183	808	0
527	Morton	97	3	119	3,391	1,257	66	0
535	Oakton	1,782	27	473	709	8,430	0	0
505	Parkland	385	32	1,190	258	7,226	448	0
515	Prairie State	72	19	1,924	479	2,071	27	409
521	Rend Lake	17	8	122	20	2,964	1	0
537	Richland	17	11	513	35	2,992	0	0
511	Rock Valley	255	34	754	614	7,344	15	0
518	Sandburg	20	10	165	77	3,164	5	0
506	Sauk Valley	26	10	38	181	2,333	0	0
531	Shawnee	11	8	419	28	1,592	0	0
510	South Suburban	75	18	3,895	522	2,452	35	0
533	Southeastern	12	11	455	70	2,155	1	0
522	Southwestern*	222	63	2,510	322	10,499	17	0
534	Spoon River	49	7	124	15	1,894	0	0
504	Triton	521	33	2,687	3,674	7,919	30	0
516	Waubensee	157	53	414	2,510	5,154	2	0
539	Wood	14	7	104	26	2,152	5	0
	TOTALS	16,378	1,113	51,546	55,804	224,627	2,312	1,925

* Formerly Belleville Area College

SOURCE OF DATA: Fall Enrollment (E1 Records)—reflects enrollments as of the fall census date (end of registration).

Will not reflect enrollments in courses that have a starting date later than the census date — particularly those in adult education

Illinois Community College Board
Table I-3
SUMMARY OF OPENING FALL 2002 STUDENT HEADCOUNT ENROLLMENT
BY AGE

Dist. No.	District/College	Mean Age	Median Age	16 & Under	17-20	21-24	25-30	31-39	40-55	Over 55	Unknown
503	Black Hawk	26.61	21.97	122	2,649	1,013	810	772	757	93	134
508	Chicago	(29.29)	(25.74)	(1,315)	(16,324)	(12,682)	(12,637)	(11,379)	(9,204)	(2,273)	(906)
	Daley	28.27	25.41	248	2,807	2,043	2,094	1,879	1,270	165	148
	Kennedy-King	29.20	25.62	93	1,583	1,071	1,059	930	897	146	83
	Malcolm X	29.63	26.48	156	2,021	1,530	1,530	1,528	1,231	224	109
	Olive-Harvey	28.25	24.41	352	1,811	1,025	988	1,025	786	177	89
	Truman	32.48	28.64	196	2,327	2,830	3,339	3,030	2,207	1,128	223
	Washington	28.80	25.08	92	2,179	1,748	1,505	1,268	1,127	182	92
	Wilbur Wright	28.36	24.53	178	3,596	2,435	2,122	1,719	1,686	251	162
507	Danville	27.64	22.82	52	994	349	341	353	334	61	105
502	DuPage	30.87	24.24	250	10,756	4,480	3,470	3,733	4,713	2,255	578
509	Elgin	27.80	23.28	295	3,662	1,608	1,436	1,382	1,336	257	172
512	Harper	26.76	22.27	292	5,830	2,432	1,952	1,852	1,686	215	223
540	Heartland	25.51	21.86	62	1,875	1,013	641	472	395	39	69
519	Highland	30.90	25.18	63	894	273	277	356	449	162	40
514	Illinois Central	26.76	22.11	327	4,662	1,760	1,525	1,494	1,329	195	176
529	Illinois Eastern	(31.82)	(26.53)	(879)	(2,238)	(722)	(848)	(1,135)	(1,941)	(762)	(128)
	Frontier	32.00	27.69	468	367	143	196	294	472	184	53
	Lincoln Trail	31.16	24.42	96	429	175	162	159	181	140	13
	Olney Central	28.84	20.64	135	688	131	136	170	251	108	12
	Wabash Valley	35.27	33.36	180	754	273	354	512	1,037	330	50
513	Illinois Valley	27.12	21.62	182	1,608	482	407	482	531	82	99
525	Joliet	28.10	22.82	302	5,053	1,697	1,500	1,915	1,958	298	181
520	Kankakee	29.87	24.91	67	1,172	482	441	521	595	148	49
501	Kaskaskia	26.34	21.34	401	1,290	434	394	465	469	52	217
523	Kishwaukee	24.78	20.87	62	1,931	754	400	397	310	35	61
532	Lake County	29.19	25.08	105	4,991	2,479	2,197	2,618	2,401	422	244
517	Lake Land	26.23	21.89	390	2,526	959	878	865	684	91	80
536	Lewis & Clark	24.55	19.59	1,414	2,458	735	633	638	688	107	448
526	Lincoln Land	26.29	21.35	357	2,835	925	838	778	785	109	493
530	Logan	30.55	23.08	96	2,291	1,025	680	661	864	571	134
528	McHenry	27.57	21.78	149	2,381	673	502	733	875	99	89
524	Moraine Valley	26.81	21.95	150	6,172	2,420	1,634	1,800	1,885	202	217
527	Morton	27.88	24.33	43	1,568	926	871	765	584	83	93
535	Oakton	30.60	24.96	54	3,683	1,917	1,358	1,350	2,364	555	140
505	Parkland	25.57	21.10	481	4,125	1,629	1,076	945	956	142	185
515	Prairie State	29.07	24.35	111	1,659	783	636	785	787	150	90
521	Rend Lake	28.79	22.00	165	1,288	325	323	355	428	189	59
537	Richland	28.15	24.14	185	1,142	516	476	558	569	47	75
511	Rock Valley	27.92	23.43	174	3,318	1,365	1,219	1,398	1,266	166	110
518	Sandburg	29.08	24.14	184	1,090	497	451	450	537	137	95
506	Sauk Valley	29.15	24.12	34	973	325	314	373	442	85	42
531	Shawnee	28.06	22.48	52	832	270	282	264	248	92	18
510	South Suburban	29.79	25.62	59	2,125	1,060	982	1,092	1,182	228	269
533	Southeastern	29.13	22.65	260	917	300	297	371	330	183	46
522	Southwestern*	28.14	23.52	361	4,720	2,300	1,807	1,928	2,048	279	190
534	Spoon River	24.78	20.25	144	1,037	320	181	169	165	50	23
504	Triton	28.18	24.19	540	4,289	2,468	2,228	2,044	1,874	333	1,088
516	Waubonsee	27.96	23.83	192	2,912	1,286	1,226	1,248	1,165	153	108
539	Wood	<u>26.52</u>	<u>21.48</u>	<u>89</u>	<u>1,010</u>	<u>320</u>	<u>260</u>	<u>288</u>	<u>270</u>	<u>42</u>	<u>29</u>
TOTALS/AVERAGE		28.47	23.68	10,460	121,280	56,004	48,428	49,184	49,404	11,442	7,503

* Formerly Belleville Area College

SOURCE OF DATA: Fall Enrollment (EI Records) - reflects enrollments as of the fall term census date (end of registration). Will not reflect enrollments in courses that have a starting date later than the census date - particularly those in adult education.

Illinois Community College Board
Table I-2
SUMMARY OF OPENING FALL 2002 STUDENT HEADCOUNT ENROLLMENT
BY INSTRUCTIONAL PROGRAM AREA

Dist. No.	District/College	General Associates	Bacc/Transfer	Occupational	General Studies	Voc Skills	Adult Basic Education	Adult Sec. Education	English as a Second Language
503	Black Hawk	14	3,550	2,246	0	265	21	27	227
508	Chicago	(9,061)	(18,825)	(7,395)	(255)	(2,969)	(7,431)	(2,282)	(18,502)
	Daley	100	3,895	1,311	165	352	900	271	3,660
	Kennedy-King	78	1,689	1,784	9	135	1,525	103	539
	Malcolm X	682	2,003	892	22	284	1,924	625	1,897
	Olive-Harvey	458	2,006	668	4	548	1,622	222	725
	Truman	1,418	2,921	785	7	272	628	661	8,588
	Washington	1,101	5,334	1,500	46	183	3	24	2
	Wilbur Wright	5,224	977	455	2	1,195	829	376	3,091
507	Danville	0	1,298	971	0	227	49	18	26
502	DuPage	91	12,112	8,039	5,176	1,378	232	464	2,743
509	Elgin	476	4,131	3,271	0	193	146	114	1,817
512	Harper	0	7,632	5,166	0	0	123	86	1,475
540	Heartland	0	3,676	474	0	375	34	0	7
519	Highland	26	1,233	809	225	221	0	0	0
514	Illinois Central	2,801	4,600	3,670	136	16	128	67	50
529	Illinois Eastern	(457)	(3,512)	(3,515)	(0)	(897)	(152)	(84)	(36)
	Frontier	46	1,107	313	0	632	23	31	25
	Lincoln Trail	202	638	434	0	22	59	0	0
	Olney Central	96	848	562	0	11	70	44	0
	Wabash Valley	113	919	2,206	0	232	0	9	11
513	Illinois Valley	167	1,488	1,479	620	0	36	60	23
525	Joliet	416	6,835	3,751	241	345	330	288	698
520	Kankakee	100	1,425	1,620	52	261	2	14	1
501	Kaskaskia	371	1,190	2,145	2	4	5	0	5
523	Kishwaukee	0	2,783	826	17	30	43	66	185
532	Lake County	0	6,656	5,829	280	318	258	185	1,931
517	Lake Land	299	3,265	2,777	0	122	0	2	8
536	Lewis & Clark	324	3,828	2,433	71	170	103	167	25
526	Lincoln Land	722	3,888	2,066	3	427	1	11	2
530	Logan	28	2,963	2,326	1	790	126	88	0
528	McHenry	160	3,543	1,722	0	1	18	15	42
524	Moraine Valley	0	6,372	6,449	0	229	155	267	1,008
527	Morton	9	2,181	1,066	15	35	273	50	1,304
535	Oakton	0	6,480	3,271	24	1,398	48	101	99
505	Parkland	252	5,022	3,821	0	194	102	64	84
515	Prairie State	85	3,718	823	12	73	203	33	54
521	Rend Lake	0	1,885	1,081	0	162	0	3	1
537	Richland	10	2,080	1,384	77	16	1	0	0
511	Rock Valley	53	4,001	2,120	0	2,532	111	94	105
518	Sandburg	14	1,305	1,550	0	352	46	164	10
506	Sauk Valley	12	1,398	975	0	201	1	1	0
531	Shawnee	121	961	680	159	89	9	24	15
510	South Suburban	0	2,711	3,568	3	621	6	1	87
533	Southeastern	7	1,288	972	19	353	48	17	0
522	Southwestern*	0	6,542	6,165	12	7	411	373	123
534	Spoon River	249	1,225	422	0	59	68	55	11
504	Triton	1,829	4,950	4,383	0	947	333	290	2,132
516	Waubensee	446	2,875	2,610	434	90	155	94	1,586
539	Wood	0	1,321	814	87	0	43	27	16
TOTALS		18,600	154,748	104,684	7,921	16,367	11,251	5,696	34,438

* Formerly Belleville Area College

SOURCE OF DATA: Fall Enrollment (E1 Records) - reflects enrollments as of the fall term census date (end of registration). Will not reflect enrollments in courses that have a starting date later than the census date - particularly those in adult education.

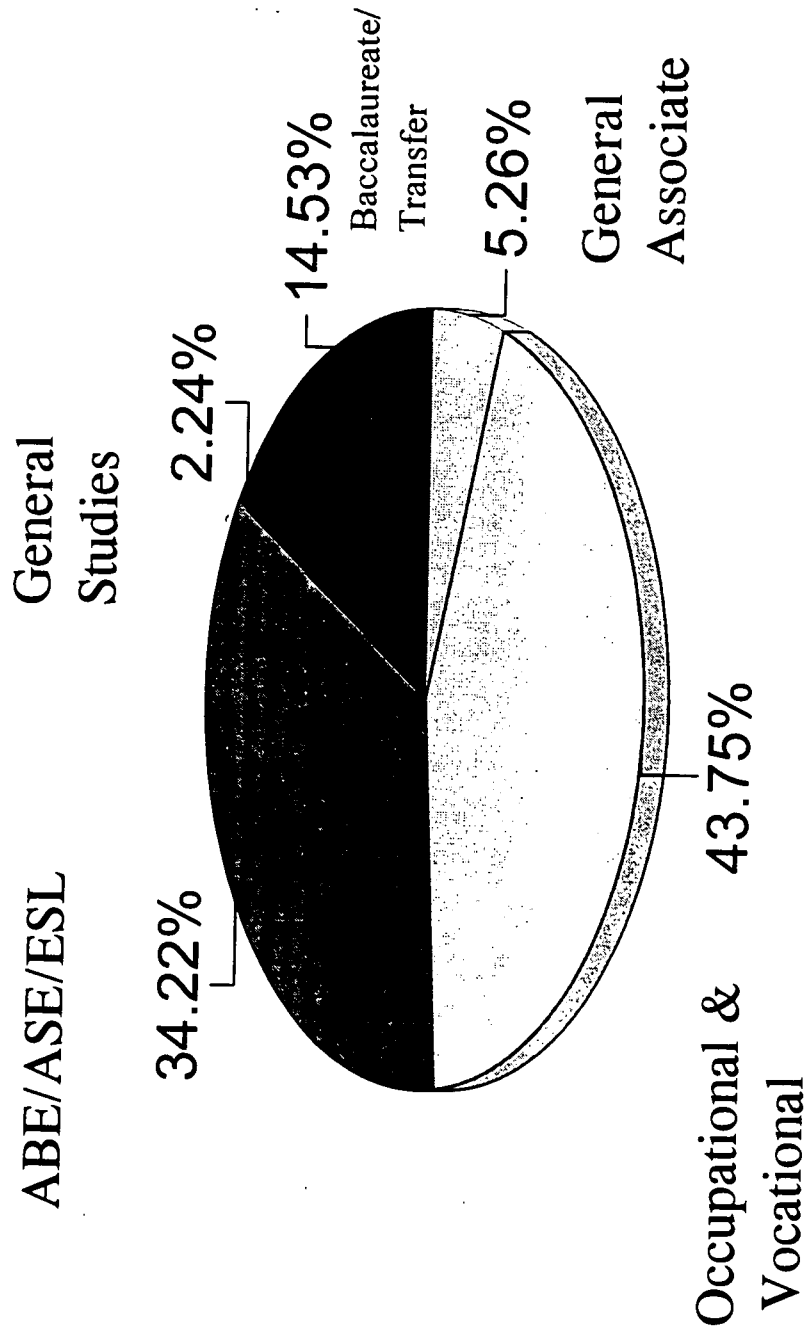


Figure 1. Opening Fall 2002 Headcount Enrollment by Instructional Program Area

Illinois Community College Board
Table I-1
SUMMARY OF OPENING FALL 2002 STUDENT HEADCOUNT ENROLLMENT BY
SEX AND TYPE OF ATTENDANCE

Dist. No.	District/College	Male	Female	Full-time	Part-time	Total
503	Black Hawk	2,531	3,819	3,069	3,281	6,350
508	Chicago	(26,177)	(40,543)	(21,569)	(45,151)	(66,720)
	Daley	3,953	6,701	3,545	7,109	10,654
	Kennedy-King	1,799	4,063	3,166	2,696	5,862
	Malcolm X	3,298	5,031	3,908	4,421	8,329
	Olive-Harvey	2,159	4,094	2,922	3,331	6,253
	Truman	7,019	8,261	2,027	13,253	15,280
	Washington	3,297	4,896	3,063	5,130	8,193
	Wilbur Wright	4,652	7,497	2,938	9,211	12,149
507	Danville	966	1,623	1,200	1,389	2,589
502	DuPage	12,941	17,294	9,760	20,475	30,235
509	Elgin	4,411	5,737	2,748	7,400	10,148
512	Harper	6,015	8,467	5,212	9,270	14,482
540	Heartland	2,008	2,558	1,811	2,755	4,566
519	Highland	841	1,673	1,014	1,500	2,514
514	Illinois Central	5,132	6,336	4,460	7,008	11,468
529	Illinois Eastern	(3,509)	(5,144)	(2,123)	(6,530)	(8,653)
	Frontier	714	1,463	223	1,954	2,177
	Lincoln Trail	717	638	489	866	1,355
	Olney Central	693	938	732	899	1,631
	Wabash Valley	1,385	2,105	679	2,811	3,490
513	Illinois Valley	1,575	2,298	1,584	2,289	3,873
525	Joliet	5,441	7,463	4,225	8,679	12,904
520	Kankakee	1,175	2,300	1,027	2,448	3,475
501	Kaskaskia	1,472	2,250	1,774	1,948	3,722
523	Kishwaukee	1,758	2,192	1,731	2,219	3,950
532	Lake County	6,569	8,888	3,829	11,628	15,457
517	Lake Land	3,419	3,054	3,019	3,454	6,473
536	Lewis & Clark	2,900	4,221	2,104	5,017	7,121
526	Lincoln Land	2,950	4,170	2,535	4,585	7,120
530	Logan	2,746	3,576	2,531	3,791	6,322
528	McHenry	2,261	3,240	1,821	3,680	5,501
524	Moraine Valley	6,004	8,476	5,674	8,806	14,480
527	Morton	1,880	3,053	1,025	3,908	4,933
535	Oakton	5,025	6,396	3,004	8,417	11,421
505	Parkland	4,317	5,222	4,476	5,063	9,539
515	Prairie State	1,940	3,061	1,562	3,439	5,001
521	Rend Lake	1,417	1,715	1,545	1,587	3,132
537	Richland	1,337	2,231	1,334	2,234	3,568
511	Rock Valley	3,890	5,126	3,177	5,839	9,016
518	Sandburg	1,264	2,177	1,433	2,008	3,441
506	Sauk Valley	1,024	1,564	1,067	1,521	2,588
531	Shawnee	710	1,348	994	1,064	2,058
510	South Suburban	2,117	4,880	2,256	4,741	6,997
533	Southeastern	1,412	1,292	1,042	1,662	2,704
522	Southwestern*	5,882	7,751	4,652	8,981	13,633
534	Spoon River	946	1,143	993	1,096	2,089
504	Triton	6,735	8,129	3,622	11,242	14,864
516	Waubensee	3,503	4,787	2,219	6,071	8,290
539	Wood	<u>851</u>	<u>1,457</u>	<u>1,058</u>	<u>1,250</u>	<u>2,308</u>
TOTALS		147,051	206,654	120,279	233,426	353,705

* Formerly Belleville Area College

SOURCE OF DATA: Fall Enrollment (EI Records) - reflects enrollments as of the fall term census date (end of registration).
Will not reflect enrollments in courses that have a starting date later than the census date - particularly those in adult education.

Section I

FALL STUDENT CHARACTERISTICS

This section includes data on headcount and full-time equivalent (FTE) student enrollments in Illinois public community colleges.

The public community colleges of Illinois enroll approximately 63.9 percent of all students enrolled in public colleges and universities in the state of Illinois. The diverse population of the communities that the colleges serve is reflected in the student characteristics shown in this section.

The tables show student enrollments based on opening counts (10th-day enrollments) for the fall term. Opening enrollment counts are a snapshot count at the end of the regular registration for the fall term and do not include many students who enroll for courses which start later in a term - particularly in adult education.

Table I-1 lists the fall 2002 student headcount enrollment by sex and type of attendance. Over 58 percent of the 353,705 students enrolled in Illinois public community colleges were women. Part-time students accounted for approximately 66 percent of the enrollments.

Table I-2 itemizes the fall 2002 student headcount enrollment by instructional program area. As depicted in Figure 1, 43.75 percent of the students were enrolled in baccalaureate/transfer programs, 34.22 percent in occupational and vocational skills programs, 2.24 percent in general studies programs, 5.26 percent in general associate programs, and 14.53 percent in adult basic education/adult secondary education/English as a Second Language programs.

The data in Table I-3 show fall 2002 headcount enrollment by age categories and provide the median age of students for each public community college. The median age for fall 2002 students was 23.7 years. This is down .6 years from the fall 2001 median age of 24.3. The fall 2002 mean age was 28.47 years.

Tables I-4 through I-7 summarize fall 2002 student headcount enrollment by ethnic origin, academic classification, type of residency, and enrollment status. Table I-5 shows that approximately 19.3 percent of fall 2002 students were classified as sophomores. Almost 49 percent of the fall 2002 enrollments were classified as freshmen.

Table I-8 lists by headcount and FTE the proportions of district populations served by Illinois public community colleges in instructional credit curricula. Table I-9 summarizes fall 2002 headcount enrollment by instructional program area and student level.

Table I-10 details the trends in community college headcount enrollments from fall 1993 through fall 2002. Table I-11 lists the trends of FTE enrollments for the same ten-year period.

Illinois Community College Board
Table I-5
SUMMARY OF OPENING FALL 2002 STUDENT HEADCOUNT ENROLLMENT
BY ACADEMIC CLASSIFICATION

Dist. No.	District/College	Freshman	Sophomore	High School	Unclassified*
503	Black Hawk	3,711	1,650	42	947
508	Chicago	(20,614)	(7,177)	(247)	(38,682)
	Daley	2,948	1,163	32	6,511
	Kennedy-King	2,081	748	45	2,990
	Malcolm X	2,250	855	0	5,224
	Olive-Harvey	1,697	837	46	3,673
	Truman	2,919	955	2	11,404
	Washington	4,323	1,319	50	2,501
	Wilbur Wright	4,396	1,300	74	6,379
507	Danville	2,065	279	0	245
502	DuPage	15,923	5,676	5	8,631
509	Elgin	5,244	1,151	371	3,382
512	Harper	7,918	2,735	345	3,484
540	Heartland	1,391	2,866	0	309
519	Highland	1,285	540	81	608
514	Illinois Central	5,654	2,602	783	2,429
529	Illinois Eastern	(5,806)	(1,976)	(0)	(871)
	Frontier	1,435	510	0	232
	Lincoln Trail	889	343	0	123
	Olney Central	979	489	0	163
	Wabash Valley	2,503	634	0	353
513	Illinois Valley	2,501	1,051	0	321
525	Joliet	7,387	2,953	119	2,445
520	Kankakee	1,911	648	94	822
501	Kaskaskia	1,178	915	597	1,032
523	Kishwaukee	2,707	584	50	609
532	Lake County	7,119	3,568	79	4,691
517	Lake Land	3,779	1,530	639	525
536	Lewis & Clark	3,017	1,445	2,097	562
526	Lincoln Land	4,201	1,939	522	458
530	Logan	4,662	1,213	0	447
528	McHenry	2,773	1,105	118	1,505
524	Moraine Valley	8,683	3,206	1	2,590
527	Morton	2,286	891	0	1,756
535	Oakton	3,347	1,509	45	6,520
505	Parkland	4,623	3,000	150	1,766
515	Prairie State	4,022	452	0	527
521	Rend Lake	1,811	1,044	0	277
537	Richland	1,901	1,069	280	318
511	Rock Valley	6,107	439	877	1,593
518	Sandburg	2,124	593	2	722
506	Sauk Valley	1,374	632	50	532
531	Shawnee	987	580	167	324
510	South Suburban	4,302	1,812	59	824
533	Southeastern	1,300	636	343	425
522	Southwestern**	6,887	3,622	402	2,722
534	Spoon River	1,027	456	186	420
504	Triton	7,141	2,658	963	4,102
516	Waubonsee	2,479	1,153	0	4,658
539	Wood	1,204	734	116	254
	TOTALS	172,451	68,089	9,830	103,335

*Unclassified students are those who do not meet minimum requirements for entrance as regular college-level students, or already have an Associate Degree or higher and are taking courses at the same level or lower. Some colleges may be including course enrollees in this category as well.

**Formerly Belleville Area College

SOURCE OF DATA: Fall Enrollment (E1 Records) - reflects enrollments as of the fall term census date (end of registration). Will not reflect enrollments in courses that have a starting date later than the census date - particularly those in adult education.

Illinois Community College Board
Table 1-6
SUMMARY OF OPENING FALL 2002 STUDENT HEADCOUNT ENROLLMENT
BY TYPE OF RESIDENCY

Dist. No.	District/College	In-District	Out-of- District	Corrections	Out-of- State	Federal Corrections	Foreign
503	Black Hawk	6,020	107	21	173	0	29
508	Chicago	(64,246)	(1,993)	(0)	(63)	(0)	(418)
	Daley	10,021	617	0	16	0	0
	Kennedy-King	5,775	71	0	2	0	14
	Malcolm X	8,159	161	0	0	0	9
	Olive-Harvey	6,046	174	0	33	0	0
	Truman	14,756	451	0	0	0	73
	Washington	7,724	173	0	12	0	284
	Wilbur Wright	11,765	346	0	0	0	38
507	Danville	2,253	104	0	223	0	9
502	DuPage	26,672	2,677	0	153	0	733
509	Elgin	9,421	694	0	8	0	25
512	Harper	12,519	1,860	0	2	0	101
540	Heartland	4,392	127	0	47	0	0
519	Highland	2,381	77	0	56	0	0
514	Illinois Central	10,472	580	205	57	38	116
529	Illinois Eastern	(6,310)	(1,891)	(255)	(97)	(0)	(100)
	Frontier	2,029	146	0	2	0	0
	Lincoln Trail	1,014	37	255	21	0	28
	Olney Central	1,561	29	0	19	0	22
	Wabash Valley	1,706	1,679	0	55	0	50
513	Illinois Valley	3,704	169	0	0	0	0
525	Joliet	12,672	219	0	11	0	2
520	Kankakee	3,288	151	0	36	0	0
501	Kaskaskia	3,358	238	118	6	0	2
523	Kishwaukee	3,004	907	0	12	0	27
532	Lake County	13,697	439	0	241	0	1,080
517	Lake Land	4,825	324	1,265	41	0	18
536	Lewis & Clark	6,765	287	0	51	0	18
526	Lincoln Land	6,864	238	0	4	0	14
530	Logan	5,998	293	0	4	0	27
528	McHenry	5,303	155	0	26	0	17
524	Moraine Valley	11,585	2,082	0	21	0	792
527	Morton	4,409	519	0	1	0	4
535	Oakton	8,635	2,748	0	32	0	6
505	Parkland	7,389	1,592	1	119	0	438
515	Prairie State	4,214	605	0	182	0	0
521	Rend Lake	2,692	291	144	0	0	5
537	Richland	3,405	73	74	0	0	16
511	Rock Valley	8,788	174	0	37	0	17
518	Sandburg	3,246	54	72	68	0	1
506	Sauk Valley	2,521	64	0	3	0	0
531	Shawnee	1,805	36	26	187	0	4
510	South Suburban	5,488	1,010	0	490	0	9
533	Southeastern	1,999	79	608	11	0	7
522	Southwestern*	12,712	795	0	113	0	13
534	Spoon River	1,733	326	0	6	0	24
504	Triton	11,205	3,515	0	56	0	88
516	Waubonsee	7,489	795	0	4	0	2
539	Wood	2,061	49	0	196	0	2
	TOTALS	315,540	28,337	2,789	2,837	38	4,164

* Formerly Belleville Area College

SOURCE OF DATA: Fall Enrollment (EI Records) - reflects enrollments as of the fall term census date (end of registration).
Will not reflect enrollments in courses that have a starting date later than the census date -
particularly those in adult education.

Illinois Community College Board
Table 1-7
SUMMARY OF OPENING FALL 2002 STUDENT HEADCOUNT ENROLLMENT
BY ENROLLMENT STATUS

Dist. No.	District/College	First-Time College-Level Students	New Pre-College Students	Transfer Students	New Gen Studies/Voc Students	Continuing Students	Students Moved to College-Level	Readmitted Students	Unknown
503	Black Hawk	1,306	213	26	161	3,466	65	1,113	0
508	Chicago	(7,498)	(10,509)	(1,527)	(4,662)	(30,410)	(1,411)	(10,703)	(0)
	Daley	1,232	1,648	243	658	5,273	158	1,442	0
	Kennedy-King	624	598	84	700	2,302	214	1,340	0
	Malcolm X	701	1,600	166	1,168	3,105	188	1,401	0
	Olive-Harvey	635	900	21	827	2,310	124	1,436	0
	Truman	875	3,774	215	340	7,950	271	1,855	0
	Washington	1,833	161	492	290	3,719	205	1,493	0
	Wilbur Wright	1,598	1,828	306	679	5,751	251	1,736	0
507	Danville	698	162	34	87	1,381	2	225	0
502	DuPage	4,466	1,725	1,891	44	15,654	862	5,593	0
509	Elgin	1,497	1,086	822	2	4,791	381	1,569	0
512	Harper	3,687	345	892	1	7,795	0	1,762	0
540	Heartland	1,438	38	1,149	0	1,918	0	23	0
519	Highland	466	78	108	42	1,757	0	63	0
514	Illinois Central	2,871	0	611	0	7,563	0	423	0
529	Illinois Eastern	(1,575)	(36)	(213)	(152)	(4,861)	(0)	(1,816)	(0)
	Frontier	174	22	1	109	931	0	940	0
	Lincoln Trail	377	1	25	12	888	0	52	0
	Olney Central	216	2	0	7	922	0	484	0
	Wabash Valley	808	11	187	24	2,120	0	340	0
513	Illinois Valley	910	147	140	92	1,886	0	698	0
525	Joliet	3,050	124	223	0	6,936	0	2,571	0
520	Kankakee	455	118	213	62	1,709	0	918	0
501	Kaskaskia	1,304	51	2	69	1,580	0	716	0
523	Kishwaukee	934	113	594	21	1,766	0	522	0
532	Lake County	2,623	1,699	656	56	6,984	442	2,997	0
517	Lake Land	1,588	588	299	0	3,084	0	914	0
536	Lewis & Clark	2,342	0	44	0	3,294	0	1,441	0
526	Lincoln Land	1,865	0	351	246	3,618	67	973	0
530	Logan	559	81	357	786	3,408	0	1,131	0
528	McHenry	890	84	308	27	3,108	52	1,032	0
524	Moraine Valley	3,248	1,334	185	126	4,004	288	5,295	0
527	Morton	723	567	8	47	3,435	0	153	0
535	Oakton	1,267	3,166	1,075	618	3,376	76	1,843	0
505	Parkland	1,624	551	1,416	41	4,076	374	1,457	0
515	Prairie State	1,310	0	564	0	2,893	0	234	0
521	Rend Lake	1,384	255	141	28	999	4	321	0
537	Richland	835	0	1	1	2,096	0	635	0
511	Rock Valley	851	422	3	120	6,909	711	0	0
518	Sandburg	775	138	8	95	1,712	12	701	0
506	Sauk Valley	547	127	41	54	1,171	104	544	0
531	Shawnee	340	0	9	40	722	0	947	0
510	South Suburban	504	349	690	282	3,484	542	1,146	0
533	Southeastern	616	18	25	99	1,393	1	552	0
522	Southwestern*	2,482	676	208	30	7,683	0	2,554	0
534	Spoon River	452	60	271	15	864	25	402	0
504	Triton	2,566	810	1	409	8,389	329	2,360	0
516	Waubonsee	1,301	577	148	61	6,203	0	0	0
539	Wood	<u>659</u>	<u>142</u>	<u>180</u>	<u>0</u>	<u>1,139</u>	<u>0</u>	<u>188</u>	<u>0</u>
	TOTALS	63,506	26,389	15,434	8,576	177,517	5,748	56,535	0

* Formerly Belleville Area College

SOURCE OF DATA: Fall Enrollment (E1 Records) - reflects enrollments as of the fall term census date (end of registration). Will not reflect enrollments in courses that have a starting date later than the census date - particularly those in adult education.

Illinois Community College Board
Table I-8
PROPORTIONS OF DISTRICT POPULATIONS SERVED BY
ILLINOIS PUBLIC COMMUNITY COLLEGES IN INSTRUCTIONAL
CREDIT CURRICULA BY HEADCOUNT AND FTE

<u>Dist. No.</u>	<u>District</u>	<u>Headcount Per 1000 Population</u>	<u>FTE Per 1000 Population</u>
503	Black Hawk	28.04	18.02
508	Chicago	23.04	13.04
507	Danville	28.66	18.04
502	DuPage	30.20	17.01
509	Elgin	25.61	12.41
512	Harper	28.48	15.45
540	Heartland	23.44	13.73
519	Highland	27.44	15.59
514	Illinois Central	31.78	18.12
529	Illinois Eastern	77.75	33.12
513	Illinois Valley	25.97	15.32
525	Joliet	27.77	14.94
520	Kankakee	26.57	13.67
501	Kaskaskia	30.97	20.01
523	Kishwaukee	40.55	24.47
532	Lake County	24.89	11.57
517	Lake Land	34.10	21.86
536	Lewis & Clark	32.62	15.04
526	Lincoln Land	21.60	12.21
530	Logan	44.28	23.43
528	Mc Henry	24.69	13.20
524	Moraine Valley	36.42	20.84
527	Morton	31.51	14.02
535	Oakton	24.64	11.62
505	Parkland	39.28	24.07
515	Prairie State	24.63	13.47
521	Rend Lake	34.18	21.70
537	Richland	25.73	15.05
511	Rock Valley	26.56	14.52
518	Carl Sandburg	30.22	17.56
506	Sauk Valley	24.90	14.75
531	Shawnee	32.74	21.82
510	South Suburban	24.95	13.55
533	Southeastern	48.76	26.93
522	Southwestern*	31.30	16.65
534	Spoon River	28.82	17.44
504	Triton	44.41	22.98
516	Waubonsee	31.46	14.65
539	John Wood	<u>23.33</u>	<u>14.39</u>
	TOTALS	28.48	15.58

* Formerly Belleville Area College

SOURCES OF DATA: Fall Enrollment (E1 Records)

2000 Census, Department of Economics and Finance, Southern Illinois Unive

Illinois Community College Board
Table I-9
SUMMARY OF OPENING FALL 2002 STUDENT HEADCOUNT ENROLLMENT
BY INSTRUCTIONAL PROGRAM AREA AND STUDENT LEVEL

		FRESHMAN LEVEL								
Dist. No.	District/College	General Associates	Bacc/ Transfer	Occupa- tional	General Studies	Voc Skills	Adult Basic Ed	Adult Sec Ed	Eng as a Second Language	Total
503	Black Hawk	6	2,367	1,335	0	3	0	0	0	3,711
508	Chicago	(5,566)	(10,680)	(3,537)	(0)	(831)	(0)	(0)	(0)	(20,614)
	Daley	54	2,190	689	0	15	0	0	0	2,948
	Kennedy-King	40	1,030	1,001	0	10	0	0	0	2,081
	Malcolm X	475	1,257	367	0	151	0	0	0	2,250
	Olive-Harvey	279	1,039	295	0	84	0	0	0	1,697
	Truman	879	1,645	378	0	17	0	0	0	2,919
	Washington	619	3,068	615	0	21	0	0	0	4,323
	Wilbur Wright	3,220	451	192	0	533	0	0	0	4,396
507	Danville	0	1,076	803	0	186	0	0	0	2,065
502	DuPage	43	8,018	4,244	2,959	659	0	0	0	15,923
509	Elgin	394	2,834	1,896	0	120	0	0	0	5,244
512	Harper	0	4,927	2,991	0	0	0	0	0	7,918
540	Heartland	0	1,243	104	0	44	0	0	0	1,391
519	Highland	17	723	545	0	0	0	0	0	1,285
514	Illinois Central	1,549	2,415	1,624	51	15	0	0	0	5,654
529	Illinois Eastern	(355)	(2,419)	(2,409)	(0)	(623)	(0)	(0)	(0)	(5,806)
	Frontier	35	802	192	0	406	0	0	0	1,435
	Lincoln Trail	152	439	280	0	18	0	0	0	889
	Olney Central	83	556	329	0	11	0	0	0	979
	Wabash Valley	85	622	1,608	0	188	0	0	0	2,503
513	Illinois Valley	114	989	887	511	0	0	0	0	2,501
525	Joliet	194	4,725	2,187	0	281	0	0	0	7,387
520	Kankakee	60	755	983	25	88	0	0	0	1,911
501	Kaskaskia	197	358	620	1	2	0	0	0	1,178
523	Kishwaukee	0	2,184	491	12	20	0	0	0	2,707
532	Lake County	0	3,763	3,052	136	168	0	0	0	7,119
517	Lake Land	220	1,716	1,768	0	75	0	0	0	3,779
536	Lewis & Clark	235	1,777	835	35	135	0	0	0	3,017
526	Lincoln Land	372	2,332	1,240	1	256	0	0	0	4,201
530	Logan	21	2,210	1,708	1	722	0	0	0	4,662
528	McHenry	96	1,877	799	0	1	0	0	0	2,773
524	Moraine Valley	0	4,601	3,915	0	167	0	0	0	8,683
527	Morton	6	1,501	740	10	29	0	0	0	2,286
535	Oakton	0	2,321	958	1	67	0	0	0	3,347
505	Parkland	115	2,588	1,832	0	88	0	0	0	4,623
515	Prairie State	74	3,196	752	0	0	0	0	0	4,022
521	Rend Lake	0	1,166	580	0	65	0	0	0	1,811
537	Richland	3	1,079	778	28	13	0	0	0	1,901
511	Rock Valley	37	2,929	1,579	0	1,562	0	0	0	6,107
518	Sandburg	11	969	1,048	0	96	0	0	0	2,124
506	Sauk Valley	5	766	603	0	0	0	0	0	1,374
531	Shawnee	78	474	356	62	17	0	0	0	987
510	South Suburban	0	1,715	2,156	3	428	0	0	0	4,302
533	Southeastern	2	765	444	9	80	0	0	0	1,300
522	Southwestern*	0	3,460	3,417	4	6	0	0	0	6,887
534	Spoon River	169	669	172	0	17	0	0	0	1,027
504	Triton	1,493	2,592	2,785	0	271	0	0	0	7,141
516	Waubensee	297	1,186	959	32	5	0	0	0	2,479
539	Wood	0	720	432	52	0	0	0	0	1,204
TOTALS		11,729	92,085	57,564	3,933	7,140	0	0	0	172,451

* Formerly Belleville Area College

SOURCE OF DATA: Fall Enrollment (E1 Records) - reflects enrollments as of the fall term census date (end of registration).
Will not reflect enrollments in courses that have a starting date later than the census date - particularly those in adult education.

Illinois Community College Board
Table 1-9
SUMMARY OF OPENING FALL 2002 STUDENT HEADCOUNT ENROLLMENT
BY INSTRUCTIONAL PROGRAM AREA AND STUDENT LEVEL

SOPHOMORE LEVEL										
Dist. No.	District/College	General Associates	Bacc/ Transfer	Occupational	General Studies	Voc Skills	Adult Basic Ed	Adult Sec Ed	Eng as a Second Language	Total
503	Black Hawk	6	940	697	0	7	0	0	0	1,650
508	Chicago	(1,352)	(3,620)	(2,163)	(0)	(42)	(0)	(0)	(0)	(7,177)
	Daley	5	799	359	0	0	0	0	0	1,163
	Kennedy-King	18	320	409	0	1	0	0	0	748
	Malcolm X	74	357	410	0	14	0	0	0	855
	Olive-Harvey	27	525	279	0	6	0	0	0	837
	Truman	179	481	286	0	9	0	0	0	955
	Washington	103	928	285	0	3	0	0	0	1,319
	Wilbur Wright	946	210	135	0	9	0	0	0	1,300
507	Danville	0	146	114	0	19	0	0	0	279
502	DuPage	39	2,826	2,103	466	242	0	0	0	5,676
509	Elgin	40	636	462	0	13	0	0	0	1,151
512	Harper	0	1,686	1,049	0	0	0	0	0	2,735
540	Heartland	0	2,227	341	0	298	0	0	0	2,866
519	Highland	3	334	203	0	0	0	0	0	540
514	Illinois Central	387	1,241	972	2	0	0	0	0	2,602
529	Illinois Eastern	(96)	(891)	(765)	(0)	(224)	(0)	(0)	(0)	(1,976)
	Frontier	10	231	86	0	183	0	0	0	510
	Lincoln Trail	49	150	142	0	2	0	0	0	343
	Olney Central	13	260	216	0	0	0	0	0	489
	Wabash Valley	24	250	321	0	39	0	0	0	634
513	Illinois Valley	46	463	478	64	0	0	0	0	1,051
525	Joliet	62	1,622	1,252	1	16	0	0	0	2,953
520	Kankakee	29	284	331	1	3	0	0	0	648
501	Kaskaskia	66	339	508	0	2	0	0	0	915
523	Kishwaukee	0	349	233	1	1	0	0	0	584
532	Lake County	0	2,054	1,447	20	47	0	0	0	3,568
517	Lake Land	66	638	813	0	13	0	0	0	1,530
536	Lewis & Clark	74	748	582	16	25	0	0	0	1,445
526	Lincoln Land	305	937	663	0	34	0	0	0	1,939
530	Logan	6	649	520	0	38	0	0	0	1,213
528	McHenry	31	811	263	0	0	0	0	0	1,105
524	Moraine Valley	0	1,354	1,833	0	19	0	0	0	3,206
527	Morton	3	612	273	1	2	0	0	0	891
535	Oakton	0	1,016	492	0	1	0	0	0	1,509
505	Parkland	78	1,650	1,252	0	20	0	0	0	3,000
515	Prairie State	9	386	57	0	0	0	0	0	452
521	Rend Lake	0	579	447	0	18	0	0	0	1,044
537	Richland	5	629	429	4	2	0	0	0	1,069
511	Rock Valley	1	218	190	0	30	0	0	0	439
518	Sandburg	1	222	362	0	8	0	0	0	593
506	Sauk Valley	4	313	315	0	0	0	0	0	632
531	Shawnee	25	308	221	15	11	0	0	0	580
510	South Suburban	0	727	1,055	0	30	0	0	0	1,812
533	Southeastern	5	329	281	0	21	0	0	0	636
522	Southwestern*	0	1,963	1,655	3	1	0	0	0	3,622
534	Spoon River	55	289	112	0	0	0	0	0	456
504	Triton	302	1,105	1,241	0	10	0	0	0	2,658
516	Waubonsee	54	664	419	14	2	0	0	0	1,153
539	Wood	0	428	298	8	0	0	0	0	734
TOTALS		3,150	36,233	26,891	616	1,199	0	0	0	68,089

* Formerly Belleville Area College

SOURCE OF DATA: Fall Enrollment (E1 Records) - reflects enrollments as of the fall term census date (end of registration).
Will not reflect enrollments in courses that have a starting date later than the census date - particularly those in adult education.

Illinois Community College Board
Table 1-9
SUMMARY OF OPENING FALL 2002 STUDENT HEADCOUNT ENROLLMENT
BY INSTRUCTIONAL PROGRAM AREA AND STUDENT LEVEL

HIGH SCHOOL LEVEL										
Dist.		General	Bacc/	Occupational	General	Voc	Adult	Adult	Eng as a	
No.	District/College	Associates	Transfer		Studies	Skills	Basic	Sec	Second	Total
							Ed	Ed	Language	
503	Black Hawk	0	19	23	0	0	0	0	0	42
508	Chicago	(37)	(116)	(94)	(0)	(0)	(0)	(0)	(0)	(247)
	Daley	0	24	8	0	0	0	0	0	32
	Kennedy-King	0	0	43	0	0	0	0	0	43
	Malcolm X	0	0	0	0	0	0	0	0	0
	Olive-Harvey	0	46	0	0	0	0	0	0	46
	Truman	1	1	0	0	0	0	0	0	2
	Washington	4	44	2	0	0	0	0	0	50
	Wilbur Wright	32	1	41	0	0	0	0	0	74
507	Danville	0	0	0	0	0	0	0	0	0
502	DuPage	0	4	1	0	0	0	0	0	5
509	Elgin	16	118	219	0	18	0	0	0	371
512	Harper	0	100	245	0	0	0	0	0	345
540	Heartland	0	0	0	0	0	0	0	0	0
519	Highland	0	73	8	0	0	0	0	0	81
514	Illinois Central	473	219	87	4	0	0	0	0	783
529	Illinois Eastern	(0)	(0)	(0)	(0)	(0)	(0)	(0)	(0)	(0)
	Frontier	0	0	0	0	0	0	0	0	0
	Lincoln Trail	0	0	0	0	0	0	0	0	0
	Olney	0	0	0	0	0	0	0	0	0
	Wabash Valley	0	0	0	0	0	0	0	0	0
513	Illinois Valley	0	0	0	0	0	0	0	0	0
525	Joliet	119	0	0	0	0	0	0	0	119
520	Kankakee	1	83	10	0	0	0	0	0	94
501	Kaskaskia	1	92	504	0	0	0	0	0	597
523	Kishwaukee	0	47	2	1	0	0	0	0	50
532	Lake County	0	61	11	3	4	0	0	0	79
517	Lake Land	0	621	16	0	2	0	0	0	639
536	Lewis & Clark	0	1,184	910	3	0	0	0	0	2,097
526	Lincoln Land	3	416	39	0	64	0	0	0	522
530	Logan	0	0	0	0	0	0	0	0	0
528	McHenry	1	17	100	0	0	0	0	0	118
524	Moraine Valley	0	1	0	0	0	0	0	0	1
527	Morton	0	0	0	0	0	0	0	0	0
535	Oakton	0	35	10	0	0	0	0	0	45
505	Parkland	1	14	135	0	0	0	0	0	150
515	Prairie State	0	0	0	0	0	0	0	0	0
521	Rend Lake	0	0	0	0	0	0	0	0	0
537	Richland	0	213	26	41	0	0	0	0	280
511	Rock Valley	12	352	105	0	408	0	0	0	877
518	Sandburg	0	2	0	0	0	0	0	0	2
506	Sauk Valley	1	44	1	0	4	0	0	0	50
531	Shawnee	7	123	33	1	3	0	0	0	167
510	South Suburban	0	28	31	0	0	0	0	0	59
533	Southeastern	0	39	151	1	152	0	0	0	343
522	Southwestern*	0	199	203	0	0	0	0	0	402
534	Spoon River	1	110	74	0	1	0	0	0	186
504	Triton	0	919	43	0	1	0	0	0	963
516	Waubonsee	0	0	0	0	0	0	0	0	0
539	Wood	0	94	19	3	0	0	0	0	116
	TOTALS	673	5,343	3,100	57	657	0	0	0	9,830

* Formerly Belleville Area College

SOURCE OF DATA: Fall Enrollment (E1 Records) - reflects enrollments as of the fall term census date (end of registration).
Will not reflect enrollments in courses that have a starting date later than the census date - particularly those in adult education.

Illinois Community College Board
Table I-9
SUMMARY OF OPENING FALL 2002 STUDENT HEADCOUNT ENROLLMENT
BY INSTRUCTIONAL PROGRAM AREA AND STUDENT LEVEL

UNCLASSIFIED LEVEL										
Dist. No.	District/College	General Associates	Bacc/ Transfer	Occupational	General Studies	Voc Skills	Adult Basic Ed	Adult Sec Ed	Eng as a Second Language	Total
503	Black Hawk	2	224	191	0	255	21	27	227	947
508	Chicago	(2,106)	(4,409)	(1,601)	(255)	(2,096)	(7,431)	(2,282)	(18,502)	(38,682)
	Daley	41	882	255	165	337	900	271	3,660	6,511
	Kennedy-King	20	339	331	9	124	1,525	103	539	2,990
	Malcolm X	133	389	115	22	119	1,924	625	1,897	5,224
	Olive-Harvey	152	396	94	4	458	1,622	222	725	3,673
	Truman	359	794	121	7	246	628	661	8,588	11,404
	Washington	375	1,294	598	46	159	3	24	2	2,501
	Wilbur Wright	1,026	315	87	2	653	829	376	3,091	6,379
507	Danville	0	76	54	0	22	49	18	26	245
502	DuPage	9	1,264	1,691	1,751	477	232	464	2,743	8,631
509	Elgin	26	543	694	0	42	146	114	1,817	3,382
512	Harper	0	919	881	0	0	123	86	1,475	3,484
540	Heartland	0	206	29	0	33	34	0	7	309
519	Highland	6	103	53	225	221	0	0	0	608
514	Illinois Central	392	725	987	79	1	128	67	50	2,429
529	Illinois Eastern	(6)	(202)	(341)	(0)	(50)	(152)	(84)	(36)	(871)
	Frontier	1	74	35	0	43	23	31	25	232
	Lincoln Trail	1	49	12	0	2	59	0	0	123
	Olney	0	32	17	0	0	70	44	0	163
	Wabash Valley	4	47	277	0	5	0	9	11	353
513	Illinois Valley	7	36	114	45	0	36	60	23	321
525	Joliet	41	488	312	240	48	330	288	698	2,445
520	Kankakee	10	303	296	26	170	2	14	1	822
501	Kaskaskia	107	401	513	1	0	5	0	5	1,032
523	Kishwaukee	0	203	100	3	9	43	66	185	609
532	Lake County	0	778	1,319	121	99	258	185	1,931	4,691
517	Lake Land	13	290	180	0	32	0	2	8	525
536	Lewis & Clark	15	119	106	17	10	103	167	25	562
526	Lincoln Land	42	203	124	2	73	1	11	2	458
530	Logan	1	104	98	0	30	126	88	0	447
528	McHenry	32	838	560	0	0	18	15	42	1,505
524	Moraine Valley	0	416	701	0	43	155	267	1,008	2,590
527	Morton	0	68	53	4	4	273	50	1,304	1,756
535	Oakton	0	3,108	1,811	23	1,330	48	101	99	6,520
505	Parkland	58	770	602	0	86	102	64	84	1,766
515	Prairie State	2	136	14	12	73	203	33	54	527
521	Rend Lake	0	140	54	0	79	0	3	1	277
537	Richland	2	159	151	4	1	1	0	0	318
511	Rock Valley	3	502	246	0	532	111	94	105	1,593
518	Sandburg	2	112	140	0	248	46	164	10	722
506	Sauk Valley	2	275	56	0	197	1	1	0	532
531	Shawnee	11	56	70	81	58	9	24	15	324
510	South Suburban	0	241	326	0	163	6	1	87	824
533	Southeastern	0	155	96	9	100	48	17	0	425
522	Southwestern*	0	920	890	5	0	411	373	123	2,722
534	Spoon River	24	157	64	0	41	68	55	11	420
504	Triton	34	334	314	0	665	333	290	2,132	4,102
516	Waubonsee	95	1,025	1,232	388	83	155	94	1,586	4,658
539	Wood	0	79	65	24	0	43	27	16	254
TOTALS		3,048	21,087	17,129	3,315	7,371	11,251	5,696	34,438	103,335

* Formerly Belleville Area College

SOURCE OF DATA: Fall Enrollment (E1 Records) - reflects enrollments as of the fall term census date (end of registration).
Will not reflect enrollments in courses that have a starting date later than the census date - particularly those in adult education.

Illinois Community College Board
Table I-10
SUMMARY OF OPENING FALL TERM STUDENT HEADCOUNT ENROLLMENT
FALL 1993 THROUGH FALL 2002

Dist No.	District/College	Fall 1993	Fall 1994	Fall 1995	Fall 1996	Fall 1997	Fall 1998	Fall 1999	Fall 2000	Fall 2001	Fall 2002
503	Black Hawk	6,721	6,943	6,354	6,390	6,532	6,536	6,473	6,118	6,248	6,350
508	Chicago	(73,904)	(71,598)	(68,233)	(69,189)	(70,717)	(69,389)	(66,797)	(66,396)	(66,109)	(66,720)
	City-Wide	---	---	---	---	---	---	---	---	---	---
	Daley	8,072	8,992	8,835	9,445	10,067	9,834	9,800	9,532	10,068	10,654
	Kennedy-King	8,571	6,042	7,071	6,644	7,111	7,117	6,681	6,029	5,371	5,862
	Malcolm X	11,805	11,077	9,637	9,172	9,348	8,791	8,561	8,638	8,519	8,329
	Olive-Harvey	6,655	6,102	6,110	6,887	7,375	7,693	7,778	6,569	6,388	6,253
	Truman	15,566	15,675	14,883	15,644	16,009	15,048	14,147	15,466	15,584	15,280
	Washington	11,235	12,028	9,741	9,104	8,531	8,434	8,270	8,147	7,946	8,193
	Wilbur Wright	12,000	11,682	11,956	12,293	12,276	12,472	11,560	12,015	12,233	12,149
507	Danville	3,182	2,857	2,716	2,662	2,633	2,586	2,461	2,505	2,585	2,589
502	DuPage	31,132	30,237	29,888	29,698	28,989	28,968	29,032	28,862	29,423	30,235
509	Elgin	9,126	9,175	8,589	9,104	9,181	9,549	9,513	10,171	9,636	10,148
512	Harper	16,212	15,560	15,106	15,041	15,690	14,986	14,817	15,021	14,514	14,482
540	Heartland	2,349	2,779	3,072	3,343	3,534	3,637	3,932	4,205	4,558	4,566
519	Highland	2,614	2,678	2,662	2,536	2,603	2,504	2,493	2,595	2,541	2,514
514	Illinois Central	12,297	11,696	11,839	11,520	11,724	11,486	11,145	11,053	11,083	11,468
529	Illinois Eastern	(6,780)	(6,818)	(6,540)	(6,107)	(7,334)	(7,010)	(7,334)	(7,867)	(7,273)	(8,653)
	Frontier	1,890	2,093	1,904	2,302	1,893	1,652	1,819	1,519	1,913	2,177
	Lincoln Trail	1,152	1,114	1,127	1,216	1,339	1,279	1,303	1,279	1,100	1,355
	Olney Central	1,481	1,536	1,486	1,128	1,427	1,381	1,417	1,648	1,617	1,631
	Wabash Valley	2,257	2,075	2,023	1,461	2,675	2,698	2,795	3,421	2,643	3,490
513	Illinois Valley	4,174	3,971	3,947	3,902	3,919	3,678	4,135	3,794	3,673	3,873
525	Joliet	10,336	10,369	10,248	10,414	10,647	11,137	10,858	11,334	12,089	12,904
520	Kankakee	3,888	3,853	3,924	3,818	3,696	3,685	3,643	3,120	3,164	3,475
501	Kaskaskia	3,379	3,247	2,916	2,996	2,687	2,993	2,857	2,676	3,097	3,722
523	Kishwaukee	3,243	3,244	3,268	3,054	3,146	3,164	3,612	3,663	3,883	3,950
532	Lake County	14,162	13,755	13,510	13,453	13,577	13,733	13,880	14,441	12,917	15,457
517	Lake Land	4,763	4,831	4,734	4,710	5,182	5,388	5,606	5,925	6,102	6,473
536	Lewis & Clark	5,441	5,534	5,303	5,408	5,421	5,992	6,104	6,629	6,985	7,121
526	Lincoln Land	7,943	8,220	8,609	7,930	7,958	7,112	6,993	6,789	6,883	7,120
530	Logan	5,440	5,469	5,432	5,677	6,159	6,163	6,241	7,675	6,546	6,322
528	Mc Henry	4,797	4,841	4,933	4,808	5,071	5,050	5,108	5,086	5,747	5,501
541	Metropolitan*	1,255	982	886	838	1,095	776	---	---	---	---
524	Moraine Valley	13,826	13,273	12,813	13,234	13,347	13,417	14,414	12,972	14,033	14,480
527	Morton	4,214	3,977	3,760	4,283	4,222	4,223	4,348	4,465	4,328	4,933
535	Oakton	12,796	11,634	12,074	11,573	11,103	10,881	10,928	11,551	10,792	11,421
505	Parkland	8,869	8,463	8,403	8,074	7,848	7,937	8,143	8,026	8,482	9,539
515	Prairie State	5,368	5,305	5,191	5,559	5,471	5,275	5,188	4,795	4,428	5,001
521	Rend Lake	3,092	3,551	3,438	4,287	4,213	3,653	3,182	2,739	2,944	3,132
537	Richland	3,950	3,801	3,384	3,388	3,244	3,267	3,090	3,243	3,260	3,568
511	Rock Valley	9,113	8,905	8,228	8,027	8,188	8,254	6,352	7,699	8,542	9,016
518	Carl Sandburg	2,591	2,541	2,765	2,689	2,635	2,906	2,739	3,220	3,341	3,441
506	Sauk Valley	2,790	2,646	2,724	2,706	2,627	2,452	2,573	2,386	2,688	2,588
531	Shawnee	2,021	2,182	2,119	2,024	1,961	1,700	1,865	1,880	1,887	2,058
510	South Suburban	9,107	8,997	7,648	7,323	8,458	7,390	7,254	6,751	6,452	6,997
533	Southeastern	2,925	2,648	2,643	2,793	2,807	2,443	2,663	2,508	2,704	2,704
522	Southwestern**	14,624	14,314	13,923	13,298	13,144	12,288	13,757	13,351	13,307	13,633
534	Spoon River	2,077	1,860	1,950	1,922	1,785	1,813	1,861	1,894	1,909	2,089
504	Triton	15,308	15,485	15,362	17,576	16,799	17,815	18,697	16,927	14,848	14,864
516	Waubonsee	6,768	6,797	6,552	6,787	7,000	7,021	7,276	7,602	7,890	8,290
539	John Wood	<u>2,140</u>	<u>1,943</u>	<u>2,030</u>	<u>2,010</u>	<u>2,209</u>	<u>2,265</u>	<u>2,309</u>	<u>2,167</u>	<u>2,111</u>	<u>2,308</u>
	TOTALS	354,717	346,979	337,716	340,151	344,556	340,522	339,673	340,101	339,002	353,705

*Formerly State Community College

**Formerly Belleville Area College

SOURCE OF DATA: Fall Enrollment (E1 Records) - reflects enrollment as of the fall term census date (end of registration). Will not reflect enrollments in courses that have a starting date later than the census date - particularly those in adult education.

Illinois Community College Board
Table 1-11
SUMMARY OF OPENING FALL TERM STUDENT FTE ENROLLMENT
FALL 1993 THROUGH FALL 2002

Dist No.	District/College	1993 FTE	1994 FTE	1995 FTE	1996 FTE	1997 FTE	1998 FTE	1999 FTE	2000 FTE	2001 FTE	2002 FTE
503	Black Hawk	4,134	4,209	3,906	4,013	3,983	4,015	3,980	3,810	3,880	4,081
	East	---	---	---	---	---	---	---	---	---	---
	Quad	---	---	---	---	---	---	---	---	---	---
508	Chicago	(41,819)	(39,058)	(37,655)	(38,955)	(42,632)	(40,110)	(37,605)	(36,766)	(37,005)	(37,776)
	City-Wide	---	---	---	---	---	---	---	---	---	---
	Daley	4,086	4,383	4,221	4,431	6,105	5,979	5,856	5,617	5,989	6,277
	Kennedy-King	5,413	3,785	4,354	4,071	4,693	4,774	4,421	4,095	3,861	4,184
	Malcolm X	7,962	6,441	6,167	6,138	7,078	6,780	6,625	6,808	6,170	5,872
	Olive-Harvey	4,381	4,076	4,080	4,542	4,903	5,284	4,505	4,019	4,249	4,357
	Truman	9,288	9,053	8,389	8,882	9,058	6,153	5,742	5,699	5,923	6,021
	Washington	5,243	5,451	4,385	4,003	4,006	4,403	4,252	4,228	4,334	4,527
	Wilbur Wright	5,446	5,869	6,059	6,887	6,788	6,736	6,206	6,299	6,479	6,539
507	Danville	2,022	1,836	1,762	1,724	1,686	1,633	1,521	1,527	1,616	1,630
502	DuPage	16,091	15,829	15,573	15,480	15,244	15,324	15,657	15,588	16,318	17,024
509	Elgin	4,320	4,349	4,182	4,455	4,534	4,588	4,538	4,732	4,578	4,918
512	Harper	7,997	7,780	7,523	7,582	7,970	7,797	7,751	7,713	7,474	7,856
540	Heartland	1,181	1,403	1,614	1,749	1,887	2,000	2,163	2,370	2,609	2,675
519	Highland	1,508	1,433	1,355	1,351	1,369	1,332	1,445	1,484	1,427	1,428
514	Illinois Central	6,487	6,208	6,141	6,145	6,373	6,301	6,139	6,091	6,221	6,537
529	Illinois Eastern	(3,419)	(3,473)	(3,278)	(3,277)	(3,594)	(3,400)	(3,485)	(3,583)	(3,348)	(3,686)
	Frontier	555	577	491	612	509	485	519	457	523	626
	Lincoln Trail	766	751	725	835	849	816	795	868	781	774
	Olney Central	1,172	1,164	1,090	874	1,127	1,057	996	1,109	1,024	1,039
	Wabash Valley	926	981	972	956	1,109	1,043	1,174	1,149	1,020	1,247
513	Illinois Valley	2,439	2,268	2,221	2,248	2,197	2,183	2,334	2,189	2,172	2,284
525	Joliet	5,379	5,468	5,453	5,535	5,607	5,854	5,839	5,849	6,391	6,944
520	Kankakee	1,957	1,971	1,985	1,932	1,898	1,932	1,868	1,664	1,683	1,789
501	Kaskaskia	2,237	2,143	1,952	1,953	1,901	2,022	1,929	1,902	2,032	2,405
523	Kishwaukee	1,851	1,839	1,903	1,826	1,903	1,933	2,165	2,200	2,326	2,384
532	Lake County	5,847	5,796	5,837	5,868	5,987	6,064	6,081	6,354	6,171	7,186
517	Lake Land	3,030	2,930	2,970	3,052	3,314	3,467	3,590	3,641	3,819	4,149
536	Lewis & Clark	2,782	2,792	2,726	2,836	2,879	2,968	2,880	2,908	3,006	3,282
526	Lincoln Land	3,939	3,991	4,046	3,981	4,001	3,898	3,928	3,570	3,894	4,026
530	Logan	3,585	3,596	3,566	3,654	3,635	3,389	3,429	3,356	3,406	3,346
528	Mc Henry	2,145	2,234	2,326	2,321	2,485	2,519	2,581	2,587	2,759	2,941
541	Metropolitan*	821	664	564	453	715	481	---	---	---	---
524	Moraine Valley	7,371	7,186	7,078	7,195	7,470	7,596	7,665	7,293	7,827	8,286
527	Morton	1,810	1,709	1,576	1,752	1,836	1,819	1,833	1,838	1,931	2,195
535	Oakton	5,544	5,293	5,636	5,327	5,122	4,971	5,100	5,365	5,261	5,385
505	Parkland	5,287	5,105	5,001	4,987	5,002	4,967	4,973	4,986	5,245	5,846
515	Prairie State	2,601	2,559	2,525	2,664	2,706	2,681	2,612	2,466	2,373	2,734
521	Rend Lake	1,961	2,013	2,010	2,195	2,007	1,880	1,830	1,787	1,895	1,988
537	Richland	2,059	1,881	1,695	1,770	1,766	1,750	1,656	1,764	1,796	2,087
511	Rock Valley	4,320	4,157	3,955	3,857	3,997	4,093	3,220	3,961	4,507	4,929
518	Carl Sandburg	1,530	1,460	1,591	1,542	1,512	1,576	1,541	1,661	1,781	1,999
506	Sauk Valley	1,611	1,496	1,500	1,466	1,444	1,366	1,442	1,366	1,565	1,533
531	Shawnee	1,375	1,346	1,334	1,251	1,247	1,024	1,236	1,182	1,258	1,371
510	South Suburban	4,270	4,217	3,631	3,615	4,090	3,644	3,572	3,446	3,386	3,799
533	Southeastern	1,842	1,751	1,688	1,744	1,756	1,496	1,613	1,580	1,532	1,493
522	Southwestern**	7,130	6,947	6,818	6,641	6,596	6,378	6,976	6,939	7,072	7,252
534	Spoon River	1,268	1,143	1,177	1,145	1,087	1,093	1,115	1,118	1,158	1,264
504	Triton	7,421	7,324	7,717	7,949	8,013	8,126	7,860	7,568	7,383	7,690
516	Waubonsee	2,957	2,948	2,855	2,923	3,032	3,007	3,205	3,402	3,601	3,861
539	John Wood	1,161	1,029	1,115	1,142	1,239	1,368	1,365	1,303	1,319	1,423
	TOTALS	186,508	180,834	177,440	179,552	185,715	182,042	179,722	178,908	183,024	193,485

*Formerly State Community College

**Formerly Belleville Area College

Revised 10/8/02

SOURCE OF DATA: Fall Enrollment (E1 Records) - reflects enrollment as of the fall term census date (end of registration). Will not reflect enrollments in courses that have a starting date later than the census date - particularly those in adult education.

Section II

FACULTY AND STAFF DATA

The tables in this section present data regarding faculty and staff employed by the public community colleges of Illinois. The salary and staff data were collected in fall 2002 and reflect averages for fiscal year 2003. Employee groups exclude those persons who are employed predominantly to provide services at a correctional facility.

Descriptions of the employee groups used in this section are provided below. These categories correspond with *Fiscal Management Manual* salaries expenditures codes.

- Faculty are individuals who spend more than one-half of their workload in the activity of teaching and providing instruction to students.
- Administrative Staff are line officers of the college who manage, conduct, and administer programs, staff, and operations of the board of trustees.
- Classified Staff include clerical and custodial/maintenance staff. Clerical personnel engage in the process of keeping records and processing information upon the request and direction of college professional staff. Custodial/maintenance staff engage in housekeeping and the maintenance or repair of college facilities and equipment.
- Other (nonteaching) Professional Staff include professional/technical, academic support, and supervisory staff. Professional/technical staff have specialized skills but do not directly support the process of teaching. Academic support staff exercise professional judgement and discretion and directly support the teaching and learning process. Supervisory staff have the duty, responsibility, or authority to recommend the employment, transfer, suspension, dismissal, promotion, assignment, reward, or discipline of other staff individuals both full- and part-time.

Figure 2 shows the headcount distribution of community college employees statewide by employee group: faculty (53.43 percent), other nonteaching professionals (13.92 percent), classified (28.17 percent), and administrators (4.48 percent).

Table II-1 lists the number of instructional teaching faculty by sex and employment status employed during fall 2002. Of the 16,972 teaching faculty employed in fall 2002, 4,369 were full-time faculty.

Table II-2 shows the total number of administrative staff by sex and employment status.

Table II-3 lists the number of full-time and part-time nonteaching professional staff by sex and employment status employed in each community college. Table II-4 provides the same information for classified or civil service type staff.

The average contractual base salaries paid to full-time teaching faculty, full-time administrative staff, and full-time nonteaching professionals are shown in Table II-5.

Table II-6 identifies the average class size for on-campus lecture/discussion classes and laboratory classes. Table II-7 shows a percent distribution of on-campus classes by size for each community college.

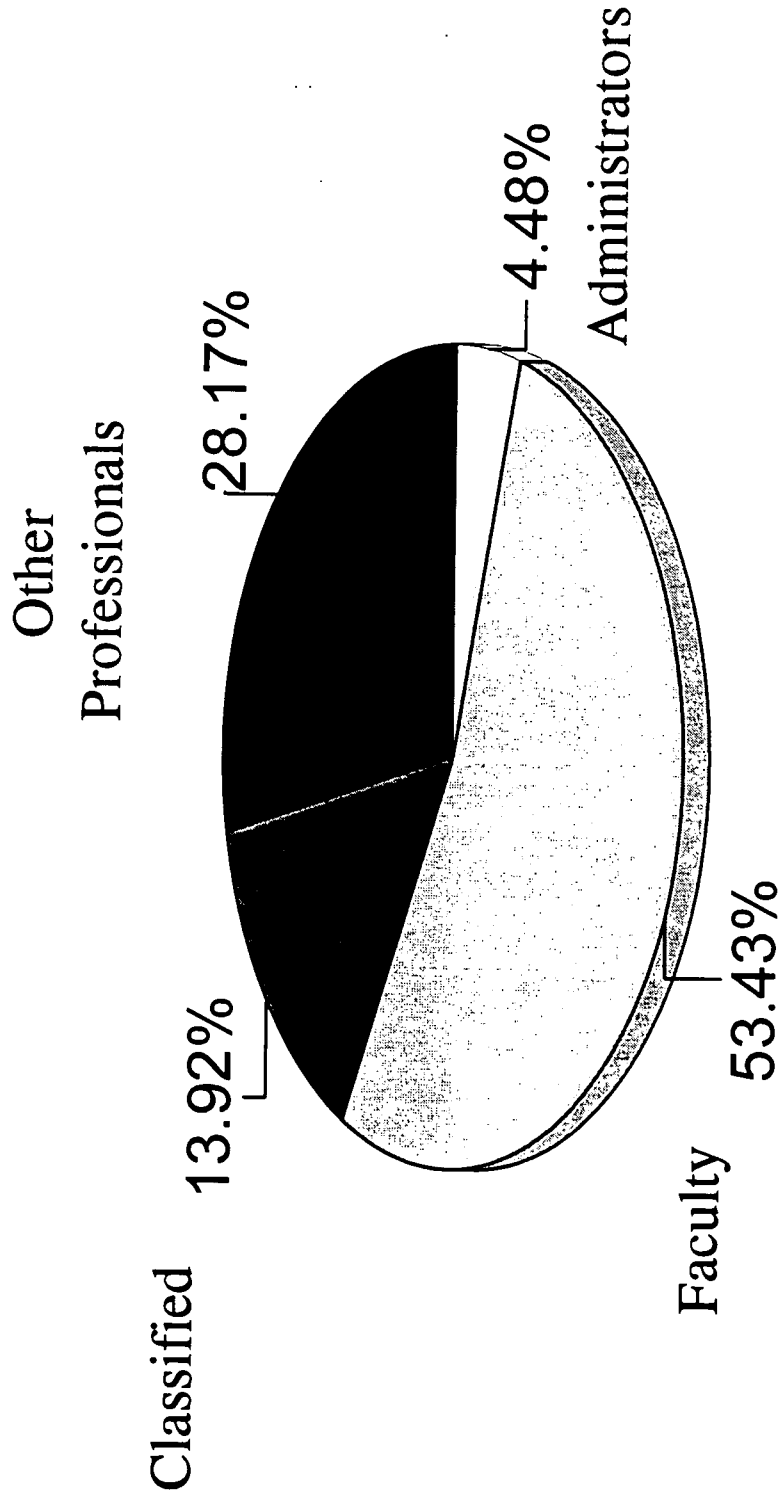


Figure 2. Fall 2002 State Headcount Distribution of Employees by Employee Group

Illinois Community College Board

Table II-1

SUMMARY OF INSTRUCTIONAL TEACHING FACULTY (9 AND 12 MOS.) EMPLOYED IN
ILLINOIS PUBLIC COMMUNITY COLLEGES BY SEX AND EMPLOYMENT STATUS DURING FALL 2002

Dist. No.	District/College	Full-Time		Total	Part-Time		Total	Grand	Grand
		Male	Female	Full-Time FTE	Male	Female	Part-Time FTE	Total Headcount	Total FTE
503	Black Hawk	68	72	140	94	110	29	344	169
508	Chicago	(266)	(261)	(527)	(728)	(848)	(1,287)	(2,103)	(1,814)
	Daley	37	23	60	108	125	192	293	252
	Kennedy-King	34	45	79	53	92	117	224	196
	Malcolm X	31	30	61	129	118	220	308	281
	Olive-Harvey	30	33	63	62	56	96	181	159
	Truman	41	46	87	122	190	296	399	383
	Washington	44	41	85	123	104	137	312	222
	Wilbur Wright	49	43	92	131	163	229	386	321
507	Danville	24	23	47	31	49	56	127	103
502	DuPage	130	153	283	465	517	473	1,265	756
509	Elgin	52	49	101	136	176	133	413	234
512	Harper	75	105	180	289	342	256	811	436
540	Heartland	31	31	62	104	104	78	270	140
519	Highland	32	13	45	47	93	42	185	87
514	Illinois Central	97	77	174	209	236	57	620	232
529	Illinois Eastern	(69)	(41)	(110)	(117)	(163)	(90)	(390)	(200)
	Frontier	2	2	4	55	90	41	149	45
	Lincoln Trail	16	10	26	13	18	10	57	36
	Olney Central	20	22	42	23	17	16	82	58
	Wabash Valley	31	7	38	26	38	23	102	61
513	Illinois Valley	38	44	82	75	62	104	219	186
525	Joliet	94	74	168	301	240	15	709	183
520	Kankakee	25	26	51	60	82	40	193	91
501	Kaskaskia	32	31	63	63	78	46	204	109
523	Kishwaukee	37	33	70	57	87	54	214	124
532	Lake County	84	92	176	380	403	261	959	437
517	Lake Land	50	52	102	88	108	54	299	157
536	Lewis & Clark	43	36	79	92	125	116	296	195
526	Lincoln Land	63	55	118	139	120	96	377	214
530	Logan	48	53	101	65	68	61	234	162
528	McHenry	47	40	87	100	104	63	291	150
524	Moraine Valley	75	86	161	342	314	202	817	363
527	Morton	25	23	48	87	103	25	238	73
535	Oakton	58	79	137	282	208	191	627	328
505	Parkland	93	79	172	165	174	130	511	302
515	Prairie State	37	42	79	43	71	43	193	122
521	Rend Lake	32	26	58	54	53	42	165	100
537	Richland	34	28	62	85	109	95	256	157
511	Rock Valley	79	68	147	94	70	54	311	201
518	Sandburg	30	36	66	80	85	70	231	136
506	Sauk Valley	33	20	53	61	61	35	175	88
531	Shawnee	14	28	42	54	90	53	186	95
510	South Suburban	48	65	113	118	133	50	364	163
533	Southeastern	34	19	53	59	75	67	187	120
522	Southwestern*	64	63	127	351	265	240	743	367
534	Spoon River	22	17	39	45	32	26	116	65
504	Triton	63	57	120	289	196	172	605	292
516	Waubonsee	41	36	77	193	299	234	569	311
539	Wood	<u>21</u>	<u>28</u>	<u>49</u>	<u>54</u>	<u>52</u>	<u>41</u>	<u>155</u>	<u>90</u>
	TOTALS	2,208	2,161	4,369	6,096	6,505	5,183	16,972	9,554

*Formerly Belleville Area College

SOURCE OF DATA: Fiscal Year 2003 Salary Submission (C1 & C2)

Illinois Community College Board
Table II-2
SUMMARY OF ADMINISTRATIVE STAFF EMPLOYED IN
ILLINOIS PUBLIC COMMUNITY COLLEGES BY SEX AND EMPLOYMENT STATUS DURING FALL 2002

Dist. No.	District/College	Full-Time		Total	Part-Time		Total	Grand	Grand
		Male	Female	FTE	Male	Female	FTE	Total Headcount	Total FTE
503	Black Hawk	6	3	9	0	0	0	9	9
508	Chicago*	(50)	(68)	(118)	(0)	(0)	(0)	(118)	(118)
	Daley	7	5	12	0	0	0	12	12
	Kennedy-King	6	10	16	0	0	0	16	16
	Malcolm X	6	7	13	0	0	0	13	13
	Olive-Harvey	4	9	13	0	0	0	13	13
	Truman	6	6	12	0	0	0	12	12
	Washington	5	8	13	0	0	0	13	13
	Wright	5	11	16	0	0	0	16	16
507	Danville	14	22	36	0	2	1	38	37
502	DuPage	21	23	44	2	0	1	46	45
509	Elgin	18	32	50	2	0	1	52	51
512	Harper	18	22	40	0	0	0	40	40
540	Heartland	16	17	33	0	0	0	33	33
519	Highland	14	11	25	1	5	3	31	28
514	Illinois Central	17	13	30	0	0	0	30	30
529	Illinois Eastern*	(14)	(19)	(33)	(0)	(0)	(0)	(33)	(33)
	Frontier	4	3	7	0	0	0	7	7
	Lincoln Trail	1	4	5	0	0	0	5	5
	Olney	2	4	6	0	0	0	6	6
	Wabash	3	4	7	0	0	0	7	7
513	Illinois Valley	11	14	25	0	1	1	26	26
525	Joliet	32	35	67	4	3	4	74	71
520	Kankakee	27	37	64	2	0	1	66	65
501	Kaskaskia	15	35	50	0	0	0	50	50
523	Kishwaukee	8	8	16	0	0	0	16	16
532	Lake County	24	33	57	0	0	0	57	57
517	Lake Land	8	10	18	0	2	2	20	20
536	Lewis & Clark	19	29	48	1	0	0	49	48
526	Lincoln Land	25	37	62	0	0	0	62	62
530	Logan	19	23	42	0	0	0	42	42
528	McHenry	22	20	42	0	2	1	44	43
524	Moraine Valley	13	14	27	0	0	0	27	27
527	Morton	5	8	13	0	0	0	13	13
535	Oakton	11	20	31	0	1	0	32	31
505	Parkland	18	20	38	0	0	0	38	38
515	Prairie State	10	17	27	0	0	0	27	27
521	Rend Lake	11	16	27	0	0	0	27	27
537	Richland	10	21	31	0	0	0	31	31
511	Rock Valley	24	18	42	0	0	0	42	42
518	Sandburg	9	14	23	0	0	0	23	23
506	Sauk Valley	10	11	21	0	0	0	21	21
531	Shawnee	10	9	19	1	0	0	20	19
510	South Suburban	15	15	30	0	0	0	30	30
533	Southeastern	12	13	25	0	1	1	26	26
522	Southwestern**	12	11	23	1	3	3	27	26
534	Spoon River	6	7	13	0	0	0	13	13
504	Triton	15	17	32	0	0	0	32	32
516	Waubonsee	13	15	28	0	0	0	28	28
539	Wood	13	17	30	0	0	0	30	30
	TOTALS	615	774	1,389	14	20	18	1,423	1,407

*District Totals include central administration staff.

**Formerly Belleville Area College

SOURCE OF DATA: Fiscal Year 2003 Salary Submission (C1 & C2)

Illinois Community College Board

Table II-3

SUMMARY OF OTHER NONTEACHING PROFESSIONAL* STAFF (9 AND 12 MONTH) EMPLOYED IN ILLINOIS PUBLIC COMMUNITY COLLEGES BY SEX AND EMPLOYMENT STATUS DURING FALL 2002

Dist. No.	District/College	Full-Time		Total	Part-Time		Total	Grand	Grand
		Male	Female	FTE	Male	Female	FTE	Total Headcount	Total FTE
503	Black Hawk	54	102	156	1	1	0	158	156
508	Chicago**	(132)	(240)	(372)	(20)	(23)	(32)	(415)	(404)
	Daley	18	27	45	6	9	11	60	56
	Kennedy-King	18	45	63	2	2	3	67	66
	Malcolm X	18	24	42	3	1	3	46	45
	Olive-Harvey	11	32	43	2	1	2	46	45
	Truman	17	27	44	3	5	6	52	50
	Washington	16	33	49	0	0	0	49	49
	Wright	9	19	28	1	3	3	32	31
507	Danville	13	23	36	0	1	0	37	36
502	DuPage	134	184	318	0	1	1	319	319
509	Elgin	28	47	75	15	41	28	131	103
512	Harper	81	105	186	1	20	13	207	199
540	Heartland	11	35	46	3	11	8	60	54
519	Highland	10	14	24	0	0	0	24	24
514	Illinois Central	47	93	140	56	57	11	253	151
529	Illinois Eastern**	(34)	(70)	(104)	(0)	(0)	(0)	(104)	(104)
	Frontier	8	7	15	0	0	0	15	15
	Lincoln Trail	6	10	16	0	0	0	16	16
	Olney	4	13	17	0	0	0	17	17
	Wabash	6	10	16	0	0	0	16	16
513	Illinois Valley	21	31	52	5	3	3	60	55
525	Joliet	18	11	29	29	46	28	104	57
520	Kankakee	14	37	51	4	5	5	60	56
501	Kaskaskia	3	6	9	2	4	4	15	13
523	Kishwaukee	16	44	60	13	32	19	105	79
532	Lake County	45	80	125	0	0	0	125	125
517	Lake Land	28	51	79	31	17	23	127	102
536	Lewis & Clark	23	41	64	1	2	0	67	64
526	Lincoln Land	32	68	100	4	13	11	117	111
530	Logan	39	51	90	2	7	5	99	95
528	McHenry	31	73	104	2	5	4	111	108
524	Moraine Valley	43	95	138	0	0	0	138	138
527	Morton	15	14	29	0	0	0	29	29
535	Oakton	31	78	109	4	15	284	128	393
505	Parkland	48	84	132	23	19	14	174	146
515	Prairie State	13	24	37	0	0	0	37	37
521	Rend Lake	13	50	63	32	75	0	170	63
537	Richland	6	24	30	2	3	3	35	33
511	Rock Valley	27	29	56	0	6	3	62	59
518	Sandburg	24	39	63	1	4	0	69	64
506	Sauk Valley	10	16	26	10	11	11	47	37
531	Shawnee	16	22	38	0	0	0	38	38
510	South Suburban	22	42	64	0	0	0	64	64
533	Southeastern	5	10	15	10	44	27	69	42
522	Southwestern***	34	52	86	75	176	125	337	211
534	Spoon River	12	21	33	0	6	0	39	33
504	Triton	32	52	84	0	0	0	84	84
516	Waubonsee	23	32	55	44	59	62	158	117
539	Wood	<u>15</u>	<u>25</u>	<u>40</u>	<u>1</u>	<u>5</u>	<u>4</u>	<u>46</u>	<u>44</u>
	TOTALS	1,203	2,115	3,318	391	712	729	4,422	4,048

*Other nonteaching professional staff include professional/technical, academic support, and supervisory staff.

**District Totals include central administration staff.

***Formerly Belleville Area College

SOURCE OF DATA: Fiscal Year 2003 Salary Submission (C1 & C2)

Illinois Community College Board
Table II-4
SUMMARY OF CIVIL SERVICE OR CLASSIFIED STAFF EMPLOYED IN
ILLINOIS PUBLIC COMMUNITY COLLEGES BY SEX AND EMPLOYMENT STATUS DURING FALL 2002

Dist. No.	District/College	Full-Time		Part-Time		Total	Grand	Grand	
		Male	Female	Male	Female	FTE	Total Headcount	Total FTE	
503	Black Hawk	23	73	96	34	78	31	208	127
508	Chicago*	(159)	(448)	(607)	(680)	(678)	(882)	(1,965)	(1,489)
	Daley	4	63	67	108	86	123	261	190
	Kennedy-King	8	44	52	120	123	156	295	208
	Malcolm X	38	46	84	73	87	104	244	188
	Olive-Harvey	4	53	57	66	66	85	189	142
	Truman	35	59	94	104	78	117	276	211
	Washington	23	78	101	77	90	112	268	213
	Wright	41	74	115	101	101	133	317	248
507	Danville	19	45	64	1	6	4	71	68
502	DuPage	78	129	207	187	569	331	963	538
509	Elgin	30	76	106	28	66	47	200	153
512	Harper	88	147	235	6	47	30	288	265
540	Heartland	7	28	35	0	8	5	43	40
519	Highland	16	24	40	5	18	11	63	51
514	Illinois Central	54	135	189	52	167	109	408	298
529	Illinois Eastern*	(15)	(62)	(77)	(36)	(65)	(56)	(178)	(133)
	Frontier	2	10	12	3	7	5	22	17
	Lincoln Trail	5	8	13	8	15	13	36	26
	Olney	6	13	19	12	22	19	53	38
	Wabash	2	15	17	8	9	11	34	28
513	Illinois Valley	14	46	60	81	38	30	179	90
525	Joliet	35	69	104	43	206	78	353	182
520	Kankakee	12	53	65	25	62	44	152	109
501	Kaskaskia	13	27	40	14	49	42	103	82
523	Kishwaukee	22	43	65	6	8	6	79	71
532	Lake County	67	84	151	4	46	21	201	172
517	Lake Land	23	52	75	21	59	48	155	123
536	Lewis & Clark	17	51	68	7	17	9	92	77
526	Lincoln Land	35	79	114	1	20	12	135	126
530	Logan	37	83	120	11	16	14	147	134
528	McHenry	15	42	57	13	77	46	147	103
524	Moraine Valley	44	120	164	11	51	27	226	191
527	Morton	9	23	32	28	39	30	99	62
535	Oakton	50	62	112	38	75	62	225	174
505	Parkland	35	60	95	1	5	4	101	99
515	Prairie State	19	70	89	1	16	9	106	98
521	Rend Lake	26	30	56	13	8	0	77	56
537	Richland	7	52	59	13	13	13	85	72
511	Rock Valley	44	104	148	6	13	9	167	157
518	Sandburg	21	55	76	0	4	0	80	76
506	Sauk Valley	16	30	46	3	9	8	58	54
531	Shawnee	11	26	37	6	11	0	54	37
510	South Suburban	32	70	102	2	4	3	108	105
533	Southeastern	10	23	33	4	4	4	41	37
522	Southwestern**	44	98	142	99	153	189	394	331
534	Spoon River	6	21	27	5	21	0	53	27
504	Triton	91	142	233	171	222	261	626	494
516	Waubensee	4	66	70	54	131	121	255	191
539	Wood	6	39	45	4	16	10	65	55
	TOTALS	1,254	2,887	4,141	1,714	3,095	2,605	8,950	6,746

*District Totals include central administration staff.

**Formerly Belleville Area College

SOURCE OF DATA: Fiscal Year 2003 Salary Submission (C1 & C2)

Illinois Community College Board

Table II-5

FISCAL YEAR 2003 AVERAGE CONTRACTUAL BASE SALARIES FOR FULL-TIME TEACHING
FACULTY (9 MOS), ADMINISTRATIVE STAFF (12 MOS) AND NONTEACHING PROFESSIONAL STAFF (12 MOS)
IN ILLINOIS PUBLIC COMMUNITY COLLEGES

Dist. No.	District	Average Salary 9-Month Faculty	Average Salary 12-Month Administrative	Average Salary 12-Month Other Professional*
503	Black Hawk	53,149	90,635	42,275
508	Chicago	67,920	87,940	48,203
507	Danville	42,209	55,392	30,733
502	DuPage	67,489	94,642	47,439
509	Elgin	74,914	72,769	47,042
512	Harper	58,395	93,978	49,945
540	Heartland	44,413	63,750	34,041
519	Highland	55,355	58,447	31,887
514	Illinois Central	45,744	71,661	37,623
529	Illinois Eastern	43,193	61,501	32,528
513	Illinois Valley	49,267	62,201	33,388
525	Joliet	59,740	62,310	40,074
520	Kankakee	56,980	54,624	33,913
501	Kaskaskia	45,064	42,230	31,078
523	Kishwaukee	43,971	73,431	37,280
532	Lake County	73,623	74,938	37,434
517	Lake Land	42,230	74,256	35,920
536	Lewis & Clark	52,546	60,221	34,478
526	Lincoln Land	60,828	60,307	36,348
530	Logan	53,940	61,743	36,610
528	McHenry	54,638	71,469	37,062
524	Moraine Valley	49,295	82,991	42,957
527	Morton	58,755	72,586	37,909
535	Oakton	67,470	90,411	48,863
505	Parkland	51,544	73,654	40,280
515	Prairie State	53,707	63,096	38,011
521	Rend Lake	46,172	57,986	30,321
537	Richland	45,232	60,328	32,443
511	Rock Valley	51,135	66,771	44,879
518	Sandburg	43,989	59,750	29,448
506	Sauk Valley	44,289	67,969	37,619
531	Shawnee	46,834	56,628	30,921
510	South Suburban	55,137	73,378	34,989
533	Southeastern	46,372	49,964	31,645
522	Southwestern**	48,744	77,450	48,102
534	Spoon River	44,229	59,509	32,395
504	Triton	61,940	72,760	46,152
516	Waubonsee	54,636	77,888	42,775
539	Wood	<u>42,289</u>	<u>55,906</u>	<u>31,040</u>
	AVERAGES	\$56,271	\$68,853	\$40,927

* Nonteaching professional staff includes professional/technical, academic support, and supervisory staff who are not administrators.

** Formerly Belleville Area College

SOURCE OF DATA: Fiscal Year 2003 Salary Submission (C1)

BEST COPY AVAILABLE

Illinois Community College Board
Table II-6
AVERAGE ON-CAMPUS CLASS BY TYPE*
FALL 2002

Dist. No.	District/College	Lecture/ Discussion	Laboratory	Average Class Size**
503	Black Hawk	19.42	15.72	18.04
508	Chicago			
	Daley	20.70	19.61	20.56
	Kennedy-King	16.96	11.86	16.82
	Malcolm X	17.25	DNA	17.25
	Olive-Harvey	19.94	DNA	19.94
	Truman	19.21	DNA	19.21
	Washington	21.81	DNA	21.81
	Wright	23.18	19.00	23.18
507	Danville	13.58	13.41	13.57
502	DuPage	19.27	15.92	18.89
509	Elgin	20.01	13.77	17.65
512	Harper	21.14	17.35	20.97
540	Heartland	13.27	DNA	13.27
519	Highland	15.42	12.22	14.63
514	Illinois Central	18.47	16.19	18.17
529	Illinois Eastern			
	Frontier	DNA	DNA	DNA
	Lincoln Trail	13.31	7.91	12.69
	Olney Central	13.82	10.88	13.51
	Wabash Valley	14.93	8.57	14.56
513	Illinois Valley	15.49	12.98	14.84
525	Joliet	16.82	DNA	16.82
520	Kankakee	15.29	14.43	14.93
501	Kaskaskia	18.10	11.15	16.08
523	Kishwaukee	18.65	10.91	15.26
532	Lake County	18.73	12.33	18.53
517	Lake Land	21.07	17.31	19.84
536	Lewis & Clark	17.94	11.06	15.25
526	Lincoln Land	18.91	15.51	17.50
530	Logan	19.40	13.75	17.96
528	McHenry	19.10	18.22	18.78
524	Moraine Valley	21.08	16.43	19.23
527	Morton	21.01	14.54	19.54
535	Oakton	18.77	13.67	17.41
505	Parkland	17.00	13.60	16.83
515	Prairie State	17.29	14.40	16.23
521	Rend Lake	16.37	DNA	16.37
537	Richland	13.49	3.40	13.39
511	Rock Valley	22.39	15.95	21.62
518	Sandburg	11.54	12.33	11.61
506	Sauk Valley	18.31	12.12	15.58
531	Shawnee	12.85	DNA	12.85
510	South Suburban	18.19	15.81	17.75
533	Southeastern	15.28	11.17	13.80
522	Southwestern***	17.03	13.56	16.20
534	Spoon River	14.19	11.93	13.47
504	Triton	18.04	13.53	17.15
516	Waubonsee	17.70	10.95	15.41
539	Wood	<u>15.39</u>	<u>13.39</u>	<u>14.99</u>
	AVERAGES	18.28	14.12	17.49

*Adult Basic Education, Adult Secondary Education, and English as a Second Language classes are excluded.

**Averages computed on enrollment in all instructional types, excluding Adult Basic Education, Adult Secondary Education, English as a Second Language, independent study and classes with only one student.

***Formerly Belleville Area College

DNA = Data Not Available

SOURCE OF DATA: S3 and S6 Record Submissions

36

BEST COPY AVAILABLE

Illinois Community College Board
Table II-7
PERCENTAGE OF ON-CAMPUS CLASSES* BY CLASS SIZE CATEGORIES
FALL 2002

Dist. No.	District/College	Class Size Categories						Total Classes	
		2-5	6-10	11-20	21-35	36-50	51-100		Over 100
503	Black Hawk	5	16	38	41	1	0	0	796
508	Chicago								
	Daley	3	14	31	47	5	0	0	671
	Kennedy-King	9	21	36	32	2	0	0	500
	Malcolm X	16	18	25	39	2	0	0	522
	Olive-Harvey	5	17	26	48	4	0	0	451
	Truman	7	18	27	44	3	0	0	541
	Washington	8	11	19	56	6	0	0	756
	Wright	3	9	23	56	8	0	0	689
507	Danville	18	26	38	17	1	0	0	528
502	DuPage	12	12	33	39	3	1	0	2,676
509	Elgin	8	13	45	32	1	0	0	1,129
512	Harper	2	6	46	44	2	1	0	1,698
540	Heartland	7	15	78	0	0	0	0	41
519	Highland	16	25	34	20	4	1	0	579
514	Illinois Central	9	16	39	31	6	0	0	1,367
529	Illinois Eastern								
	Frontier	DNA	DNA	DNA	DNA	DNA	DNA	DNA	DNA
	Lincoln Trail	16	31	40	10	1	1	0	278
	Olney Central	12	32	37	19	0	0	0	398
	Wabash Valley	10	36	32	20	0	2	0	364
513	Illinois Valley	13	25	41	18	2	0	0	734
525	Joliet	8	20	41	31	0	0	0	1,296
520	Kankakee	9	26	44	20	2	0	0	669
501	Kaskaskia	18	22	29	26	4	0	1	493
523	Kishwaukee	10	26	40	23	2	0	0	729
532	Lake County	3	15	42	40	0	0	0	1,296
517	Lake Land	3	11	40	45	2	0	0	606
536	Lewis & Clark	14	15	44	28	0	0	0	776
526	Lincoln Land	6	16	39	38	1	0	0	794
530	Logan	8	19	42	27	2	1	1	1,140
528	McHenry	12	10	33	41	4	0	0	744
524	Moraine Valley	4	14	38	42	2	0	0	1,684
527	Morton	4	20	27	47	1	0	0	483
535	Oakton	6	16	48	28	1	0	0	1,757
505	Parkland	6	17	50	24	1	0	0	1,384
515	Prairie State	9	17	45	27	1	0	0	703
521	Rend Lake	11	20	42	24	2	1	0	681
537	Richland	20	25	37	18	0	1	0	528
511	Rock Valley	5	9	33	40	13	0	0	928
518	Sandburg	28	25	32	13	0	1	0	514
506	Sauk Valley	11	21	43	21	3	0	0	591
531	Shawnee	23	27	33	13	3	0	0	309
510	South Suburban	12	13	30	39	6	0	0	977
533	Southeastern	22	22	36	20	0	0	1	394
522	Southwestern**	6	22	48	21	2	0	0	1,631
534	Spoon River	13	26	44	17	0	0	0	169
504	Triton	8	16	44	31	1	0	0	1,934
516	Waubensee	15	21	37	27	0	0	0	873
539	Wood	8	26	41	25	0	0	0	332
	AVERAGES/TOTAL	9	17	39	32	2	0	0	39,133

* All instructional type classes are reported, excluding ABE, ASE, ESL, independent study, and classes with only one student.

**Formerly Belleville Area College

DNA = Data Not Available

SOURCE OF DATA: S3 and S6 Record Submissions

Section III

ANNUAL ENROLLMENT AND COMPLETION DATA

Section III includes data on annual enrollment and completions in fiscal year 2002 among Illinois public community colleges.

Table III-1 shows the annual unduplicated headcount enrollment by sex in Illinois public community colleges for fiscal year 2002.

Table III-2 shows the annual unduplicated headcount enrollment by program classification in Illinois public community colleges for fiscal year 2002.

Table III-3 contains more detailed data on fiscal year 2002 annual unduplicated enrollment through the use of the national program classification structure/classification of instructional program (PCS/CIP) coding system.

Table III-4 shows the fiscal year 2002 annual unduplicated enrollment by age category.

Table III-5 summarizes the fiscal year 2002 annual unduplicated enrollment by ethnic origin.

Table III-6 summarizes the highest degree previously earned for fiscal year 2002 Illinois public community college students.

Figure 3 shows the fiscal year 2002 annual duplicated completers in the following categories; transfer degrees (32.77 percent), occupational certificates (43.65 percent), occupational degrees (20.91 percent), general associate degrees (2.08 percent), and vocational skills and general studies certificates comprise the “other” category (0.59 percent).

Table III-7 lists the number of associate degrees awarded in transfer and general studies curricula and the number of general studies certificates awarded by each community college in fiscal year 2002.

Table III-8 shows the number of associate degrees and certificates awarded in occupational curricula and the number of vocational skills certificates awarded by each community college in fiscal year 2002.

Table III-9 contains more detailed data on collegiate-level fiscal year 2002 annual completers through the use of the national program classification structure/classification of instructional program (PCS/CIP) coding system.

Table III-10 shows the number of high school completions awarded by each community college in fiscal year 2002.

Table III-11 provides a summary of adult basic education and English as a Second Language completions by each community college during fiscal year 2002.

Tables III-12 through 19 depict annual unduplicated headcount enrollment data by ethnic origin for fiscal year 2002.

Illinois Community College Board
Table III-1
SUMMARY OF ANNUAL UNDUPLICATED HEADCOUNT ENROLLMENT BY SEX
FOR FISCAL YEAR 2002

Dist No.	District/College	Male	Female	Total
503	Black Hawk	5,921	7,163	13,084
508	Chicago	(52,729)	(68,601)	(121,330)
	Daley	6,890	9,985	16,875
	Kennedy-King	3,396	6,763	10,159
	Malcolm X	8,708	8,781	17,489
	Olive-Harvey	3,805	6,611	10,416
	Truman	14,765	15,540	30,305
	Washington	7,011	8,894	15,905
	Wilbur Wright	8,154	12,027	20,181
507	Danville	2,052	3,607	5,659
502	DuPage	23,749	30,997	54,746
509	Elgin	8,155	10,108	18,263
512	Harper	10,806	14,141	24,947
540	Heartland	3,198	3,879	7,077
519	Highland	2,202	4,069	6,271
514	Illinois Central	8,586	10,223	18,809
529	Illinois Eastern	(14,878)	(9,638)	(24,516)
	Frontier	2,644	3,994	6,638
	Lincoln Trail	1,181	861	2,042
	Olney Central	1,116	1,643	2,759
	Wabash	9,937	3,140	13,077
513	Illinois Valley	3,464	3,780	7,244
525	Joliet	8,817	11,568	20,385
520	Kankakee	3,160	5,274	8,434
501	Kaskaskia	2,751	3,632	6,383
523	Kishwaukee	3,190	3,721	6,911
532	Lake County	11,556	14,154	25,710
517	Lake Land	8,974	5,155	14,129
536	Lewis & Clark	5,031	6,869	11,900
526	Lincoln Land	8,019	10,071	18,090
530	Logan	5,359	5,879	11,238
528	McHenry	5,144	6,445	11,589
524	Moraine Valley	12,266	14,652	26,918
527	Morton	2,785	4,255	7,040
535	Oakton	11,491	23,075	34,566
505	Parkland	6,693	8,430	15,123
515	Prairie State	4,347	6,042	10,389
521	Rend Lake	6,307	3,874	10,181
537	Richland	2,571	4,228	6,799
511	Rock Valley	6,536	8,600	15,136
518	Sandburg	2,550	3,486	6,036
506	Sauk Valley	2,191	2,722	4,913
531	Shawnee	2,125	3,172	5,297
510	South Suburban	5,860	9,535	15,395
533	Southeastern	3,488	2,419	5,907
522	Southwestern*	10,573	13,014	23,587
534	Spoon River	1,708	2,267	3,975
504	Triton	13,061	14,746	27,807
516	Waubensee	7,450	8,923	16,373
539	Wood	1,666	2,589	4,255
	TOTALS	301,409	375,003	676,412

*Formerly Belleville Area College
SOURCE OF DATA: A1 Record Submission

Illinois Community College Board
Table III-2
SUMMARY OF ANNUAL UNDUPLICATED HEADCOUNT ENROLLMENT
BY PROGRAM CLASSIFICATION
FOR FISCAL YEAR 2002

Dist. No.	District/College	Bacc/ Transfer	Vocational	Occupational	ABE	ASE	ESL	General Studies	General Associates	Total
503	Black Hawk	5,516	2,165	2,992	1,668	708	0	19	16	13,084
508	Chicago	(27,702)	(7,175)	(16,215)	(17,248)	(4,744)	(36,245)	(185)	(11,816)	(121,330)
	Daley	5,533	1,015	2,719	1,523	463	5,445	25	152	16,875
	Kennedy-King	1,997	463	3,086	3,310	183	919	17	184	10,159
	Malcolm X	2,534	735	1,577	6,036	1,042	4,601	16	948	17,489
	Olive-Harvey	3,063	857	1,305	2,635	650	1,188	14	704	10,416
	Truman	4,504	1,182	1,515	1,610	1,489	17,987	28	1,990	30,305
	Washington	8,128	892	4,940	130	115	23	74	1,603	15,905
	Wilbur Wright	1,943	2,031	1,073	2,004	802	6,082	11	6,235	20,181
507	Danville	2,106	1,529	1,557	257	154	56	0	0	5,659
502	DuPage	20,122	3,093	12,060	376	1,213	5,559	12,204	119	54,746
509	Elgin	7,351	597	5,047	663	411	3,620	0	574	18,263
512	Harper	13,074	0	7,833	434	371	3,235	0	0	24,947
540	Heartland	5,102	780	743	370	0	82	0	0	7,077
519	Highland	1,613	1,311	1,477	342	218	149	1,118	43	6,271
514	Illinois Central	7,239	15	6,748	450	320	73	251	3,713	18,809
529	Illinois Eastern	(5,064)	(4,729)	(13,374)	(392)	(289)	(47)	(0)	(621)	(24,516)
	Frontier	1,412	4,215	592	163	170	27	0	59	6,638
	Lincoln Trail	919	2	676	125	0	1	0	319	2,042
	Olney Central	1,305	64	1,115	92	88	1	0	94	2,759
	Wabash	1,428	448	10,991	12	31	18	0	149	13,077
513	Illinois Valley	2,219	0	2,522	131	681	101	1,169	421	7,244
525	Joliet	10,505	75	6,304	591	741	1,393	423	353	20,385
520	Kankakee	2,424	1,203	2,438	976	492	117	635	149	8,434
501	Kaskaskia	1,855	0	3,448	215	260	53	2	550	6,383
523	Kishwaukee	4,047	29	1,412	221	321	711	170	0	6,911
532	Lake County	10,391	569	9,463	675	576	3,450	586	0	25,710
517	Lake Land	5,361	3,151	4,380	208	315	56	0	658	14,129
536	Lewis & Clark	5,471	648	4,268	343	582	44	165	379	11,900
526	Lincoln Land	5,888	3,819	3,973	422	549	619	1	2,819	18,090
530	Logan	4,741	1,551	3,972	492	458	7	1	16	11,238
528	McHenry	5,404	2	2,966	351	393	2,269	0	204	11,589
524	Moraine Valley	9,960	1,075	12,524	431	1,050	1,878	0	0	26,918
527	Morton	2,915	106	1,311	382	53	2,218	27	28	7,040
535	Oakton	11,615	13,342	5,469	974	373	2,706	87	0	34,566
505	Parkland	7,801	820	4,957	681	456	63	0	345	15,123
515	Prairie State	5,337	1,927	1,611	387	129	717	0	281	10,389
521	Rend Lake	3,035	4,349	2,270	72	442	13	0	0	10,181
537	Richland	2,778	848	2,256	585	55	0	254	23	6,799
511	Rock Valley	8,055	1,232	3,420	1,318	372	693	1	45	15,136
518	Sandburg	2,389	1,071	2,008	58	468	27	0	15	6,036
506	Sauk Valley	2,408	540	1,375	204	201	167	0	18	4,913
531	Shawnee	1,522	1,373	1,168	349	239	46	506	94	5,297
510	South Suburban	4,213	2,917	5,690	797	702	1,075	1	0	15,395
533	Southeastern	2,554	991	1,796	372	77	0	110	7	5,907
522	Southwestern*	11,128	95	9,606	1,101	1,655	0	2	0	23,587
534	Spoon River	1,955	513	691	313	231	28	0	244	3,975
504	Triton	6,778	6,672	7,073	630	801	3,904	0	1,949	27,807
516	Waubonsee	4,691	297	4,199	763	1,152	3,894	828	549	16,373
539	Wood	<u>2,312</u>	<u>2</u>	<u>1,165</u>	<u>183</u>	<u>208</u>	<u>25</u>	<u>357</u>	<u>3</u>	<u>4,255</u>
TOTALS		244,641	70,611	181,781	36,425	22,460	75,340	19,102	26,052	676,412

*Formerly Belleville Area College

SOURCE OF DATA: A1 Submission

Illinois Community College Board
 Table III-3
 ANNUAL UNDUPLICATED ENROLLMENT BY ACADEMIC PROGRAM BY COLLEGE
 FOR FISCAL YEAR 2002

Dist. No.	District/College	Ag Bus. & Mgmt. 12.010101	Ag Bus./Mgmt. Other 12.010199	Ag Mechanics, Gen. 12.010201	Ag Mechanics, Other 12.010299	Ag Production, Gen 12.010301	Animal Production 12.010302	Crop Prod Op/Mgmt 12.010304	Ag/Food Prod Proc 12.010401	Ag Svcs/Sup. Gen 12.010501	Horsehandling/Care 12.010507	Horticulture, General 12.010601
503	Black Hawk	23	0	6	0	24	11	0	0	0	0	55
508	Chicago	(0)	(0)	(0)	(0)	(0)	(0)	(0)	(0)	(0)	(0)	(0)
	Daley	0	0	0	0	0	0	0	0	0	0	0
	Kennedy-King	0	0	0	0	0	0	0	0	0	0	0
	Malcolm X	0	0	0	0	0	0	0	0	0	0	0
	Olive-Harvey	0	0	0	0	0	0	0	0	0	0	0
	Truman	0	0	0	0	0	0	0	0	0	0	0
	Washington	0	0	0	0	0	0	0	0	0	0	0
	Wilbur Wright	0	0	0	0	0	0	0	0	0	0	0
507	Danville	13	0	4	0	0	0	0	0	0	0	0
502	DuPage	0	0	0	0	0	0	0	0	0	0	195
509	Elgin	0	0	0	0	0	0	0	0	0	0	0
512	Harper	0	0	0	0	0	0	0	0	0	0	68
540	Heartland	0	0	0	0	0	0	0	0	0	0	0
519	Highland	17	0	0	0	6	0	0	0	0	0	0
514	Illinois Central	33	0	41	0	0	0	0	0	0	0	144
529	Illinois Eastern	(41)	(0)	(0)	(0)	(13)	(0)	(0)	(0)	(0)	(0)	(44)
	Frontier	0	0	0	0	0	0	0	0	0	0	0
	Lincoln Trail	0	0	0	0	0	0	0	0	0	0	44
	Olney Central	0	0	0	0	0	0	0	0	0	0	0
	Wabash	41	0	0	0	13	0	0	0	0	0	0
513	Illinois Valley	3	0	0	0	0	0	0	0	0	0	0
525	Joliet	23	0	0	0	44	0	0	0	0	0	163
520	Kankakee	0	0	0	0	0	0	0	0	0	0	0
501	Kaskaskia	41	0	0	0	0	0	0	0	0	0	29
523	Kishwaukee	10	0	44	0	24	0	0	0	0	0	12
532	Lake County	0	0	0	0	0	0	0	0	0	0	1
517	Lake Land	41	0	51	0	44	2	2	0	0	5	130
536	Lewis & Clark	5	0	0	0	0	0	0	0	0	0	0
526	Lincoln Land	0	0	0	0	57	0	0	0	0	0	0
530	Logan	0	0	0	0	0	0	0	0	0	0	0
528	McHenry	0	0	0	0	0	0	0	0	0	0	37
524	Moraine Valley	0	0	0	0	0	0	0	0	0	0	0
527	Morton	0	0	0	0	0	0	0	0	0	0	0
535	Oakton	0	0	0	0	0	0	0	0	0	0	0
505	Parkland	44	8	7	3	0	20	0	0	0	0	0
515	Prairie State	0	0	0	0	0	0	0	0	0	0	0
521	Rend Lake	22	0	34	0	25	0	0	0	0	0	89
537	Richland	6	0	0	0	0	0	0	2	2	0	73
511	Rock Valley	0	0	0	0	0	0	0	0	0	0	0
518	Sandburg	0	0	0	0	21	0	0	0	0	0	0
506	Sauk Valley	0	0	0	0	0	0	0	0	0	0	0
531	Shawnee	5	0	0	0	5	0	0	0	0	0	0
510	South Suburban	0	0	0	0	0	0	0	0	0	0	0
533	Southeastern	0	0	0	0	0	0	0	0	0	0	50
522	Southwestern*	2	0	0	0	0	0	0	0	0	0	95
534	Spoon River	0	0	24	0	15	0	0	0	0	0	0
504	Triton	0	0	0	0	0	0	0	0	0	0	0
516	Waubonsee	0	0	0	0	0	0	0	0	0	0	0
539	Wood	44	0	0	0	0	12	0	0	0	0	34
	TOTALS	373	8	211	3	278	45	2	2	2	5	1,219

*Formerly Belleville Area College

SOURCE OF DATA: Annual Enrollment & Completion Data (A1)

Illinois Community College Board
 Table III-3
 ANNUAL UNDUPLICATED ENROLLMENT BY ACADEMIC PROGRAM BY COLLEGE
 FOR FISCAL YEAR 2002

Dist. No.	District/College	Arboriculture 12 010602	Orn. Horticulture 12 010603	Grntise Oper/Mgmt 12 010604	Landscaping 12 010605	Nursery Oper/Mgmt 12 010606	Turf Management 12 010607	Parks/Grounds Mgmt 12 010610	Agribus/Ag Prod. Onlr 12 019999	Ntrl Rsrves Conservation 12 030101	Ntrl Rsrves Mgmt/Policy 12 030201
503	Black Hawk	0	0	0	0	0	0	0	172	0	0
508	Chicago	(0)	(0)	(0)	(0)	(0)	(0)	(0)	(0)	(0)	(0)
	Daley	0	0	0	0	0	0	0	0	0	0
	Kennedy-King	0	0	0	0	0	0	0	0	0	0
	Malcolm X	0	0	0	0	0	0	0	0	0	0
	Olive-Harvey	0	0	0	0	0	0	0	0	0	0
	Truman	0	0	0	0	0	0	0	0	0	0
	Washington	0	0	0	0	0	0	0	0	0	0
	Wilbur Wright	0	0	0	0	0	0	0	0	0	0
507	Danville	0	11	0	30	0	0	0	2	0	0
502	DuPage	0	12	9	41	8	6	0	0	0	0
509	Elgin	0	0	0	0	0	0	0	0	0	0
512	Harper	1	18	0	4	0	0	13	0	0	0
540	Heartland	0	0	0	0	0	0	0	0	0	0
519	Highland	0	0	0	0	0	0	0	0	0	0
514	Illinois Central	0	0	0	6	0	1	0	14	0	0
529	Illinois Eastern	(0)	(0)	(0)	(0)	(0)	(0)	(0)	(8)	(0)	(0)
	Frontier	0	0	0	0	0	0	0	8	0	0
	Lincoln Trail	0	0	0	0	0	0	0	0	0	0
	Olney Central	0	0	0	0	0	0	0	0	0	0
	Wabash	0	0	0	0	0	0	0	0	0	0
513	Illinois Valley	0	12	0	0	0	0	0	2	0	0
525	Joliet	0	15	2	4	3	3	0	3	0	0
520	Kankakee	0	0	0	0	0	0	0	1	0	0
501	Kaskaskia	0	0	0	0	0	0	0	27	0	0
523	Kishwaukee	0	13	14	34	3	20	0	32	0	0
532	Lake County	6	25	0	66	0	36	0	58	0	5
517	Lake Land	0	0	0	0	0	0	0	0	0	0
536	Lewis & Clark	0	0	0	0	0	7	0	32	0	0
526	Lincoln Land	0	0	0	30	0	0	0	0	0	0
530	Logan	0	0	0	0	0	0	0	0	0	0
528	McHenry	0	20	0	10	0	0	1	35	0	0
524	Moraine Valley	0	0	0	0	0	0	0	0	0	0
527	Morton	0	0	0	0	0	0	0	0	0	0
535	Oakton	0	0	0	0	0	0	0	0	0	0
505	Parkland	0	0	0	36	0	0	0	34	0	0
515	Prairie State	0	0	0	0	0	0	0	0	0	0
521	Rend Lake	0	0	0	0	0	0	0	18	0	0
537	Richland	0	0	0	0	0	0	0	3	0	0
511	Rock Valley	0	0	0	0	0	0	0	0	0	0
518	Sandburg	0	0	0	0	0	0	0	0	0	0
506	Sauk Valley	0	0	0	0	0	0	0	0	0	0
531	Shawnee	0	0	0	0	0	0	0	0	1	0
510	South Suburban	0	0	0	0	0	0	0	0	0	0
533	Southeastern	0	0	0	11	0	0	0	0	0	0
522	Southwestern*	0	0	0	0	0	0	0	25	0	0
534	Spoon River	0	0	0	0	0	0	0	4	0	0
504	Triton	0	0	29	56	0	0	0	41	0	0
516	Waubonsee	0	0	0	0	0	0	0	0	0	0
539	Wood	0	0	0	0	0	0	0	2	0	0
	TOTALS	7	126	54	328	14	73	14	518	1	5

*Formerly Belleville Area College

SOURCE OF DATA: Annual Enrollment & Completion Data (A1)

Illinois Community College Board
Table III-3
ANNUAL UNDUPLICATED ENROLLMENT BY ACADEMIC PROGRAM BY COLLEGE
FOR FISCAL YEAR 2002

Dist. No.	District/College	Frstry Prod/Proc, Gen 12 030401	Wildlife Mgmt 12 030601	Fashion Merch 12 080102	Entrepreneurship 12 080301	Fin Svcs Mktg, Gen 12 080401	Food Prod Retail/Wholesale Op 12 080601	Industrial Marketing 12 080702	Retailing 12 080705	Gen Mktg/Sales 12 080706	Gen Mktg Op 12 080708	Distribution Op, Gen 12 080709
503	Black Hawk	0	0	0	0	0	0	0	152	0	0	0
508	Chicago	(0)	(0)	(0)	(0)	(0)	(0)	(0)	(0)	(1)	(0)	(0)
	Daley	0	0	0	0	0	0	0	0	0	0	0
	Kennedy-King	0	0	0	0	0	0	0	0	0	0	0
	Malcolm X	0	0	0	0	0	0	0	0	0	0	0
	Olive-Harvey	0	0	0	0	0	0	0	0	1	0	0
	Truman	0	0	0	0	0	0	0	0	0	0	0
	Washington	0	0	0	0	0	0	0	0	0	0	0
	Wilbur Wright	0	0	0	0	0	0	0	0	0	0	0
507	Danville	0	0	0	0	0	0	0	0	52	0	0
502	DuPage	0	0	81	13	0	1	0	0	218	0	15
509	Elgin	0	0	0	0	0	0	0	7	20	0	0
512	Harper	0	0	62	0	0	0	4	4	247	0	109
540	Heartland	0	0	0	0	0	0	0	0	0	0	0
519	Highland	0	0	0	0	0	0	0	0	1	0	0
514	Illinois Central	0	0	0	0	0	0	0	0	54	0	1
529	Illinois Eastern	(0)	(0)	(0)	(0)	(0)	(0)	(0)	(65)	(0)	(0)	(0)
	Frontier	0	0	0	0	0	0	0	0	0	0	0
	Lincoln Trail	0	0	0	0	0	0	0	0	0	0	0
	Olney Central	0	0	0	0	0	0	0	0	0	0	0
	Wabash	0	0	0	0	0	0	0	65	0	0	0
513	Illinois Valley	0	0	0	0	0	0	0	0	12	0	0
525	Joliet	0	0	56	0	0	0	0	3	89	0	0
520	Kankakee	0	0	0	0	0	0	0	0	0	0	0
501	Kaskaskia	0	0	0	0	0	0	0	5	0	0	0
523	Kishwaukee	0	0	0	0	0	0	0	1	0	0	0
532	Lake County	0	0	0	0	0	0	0	94	142	0	0
517	Lake Land	0	0	0	4	0	0	0	109	29	0	0
536	Lewis & Clark	0	0	0	0	0	0	0	0	2	0	0
526	Lincoln Land	0	0	0	0	0	0	0	0	5	0	0
530	Logan	0	0	15	0	0	0	0	0	54	0	0
528	McHenry	0	0	0	0	0	0	0	0	26	0	0
524	Moraine Valley	0	0	0	0	0	0	0	86	4	0	0
527	Morton	0	0	0	0	0	0	0	0	0	0	0
535	Oakton	0	0	0	0	0	0	0	10	20	19	56
505	Parkland	0	0	0	0	0	0	0	0	42	0	0
515	Prairie State	0	0	0	0	0	0	0	0	0	0	0
521	Rend Lake	0	0	0	0	0	0	0	0	0	0	0
537	Richland	0	0	0	0	0	0	0	0	0	0	0
511	Rock Valley	0	0	0	0	2	0	0	1	31	0	0
518	Sandburg	0	0	0	0	0	1	0	0	36	0	0
506	Sauk Valley	0	0	0	0	0	0	0	0	23	0	0
531	Shawnee	0	13	0	0	0	0	0	0	0	0	0
510	South Suburban	0	0	23	9	0	0	0	2	29	0	0
533	Southeastern	37	48	0	0	0	0	0	0	0	0	0
522	Southwestern*	0	0	0	0	0	0	0	0	67	9	0
534	Spoon River	0	0	0	0	0	0	0	0	0	0	0
504	Triton	0	0	0	0	15	0	0	0	101	0	2
516	Waubonsee	0	0	3	0	0	0	0	64	0	18	0
539	Wood	0	0	0	0	0	0	0	0	0	0	0
	TOTALS	37	61	240	26	17	2	4	603	1,313	46	183

*Formerly Belleville Area College

SOURCE OF DATA: Annual Enrollment & Completion Data (A1)



Illinois Community College Board
Table III-3
ANNUAL UNDUPLICATED ENROLLMENT BY ACADEMIC PROGRAM BY COLLEGE
FOR FISCAL YEAR 2002

District/College	Mktg-Rec Svcs 12 080903	Insurance Marketing 12 081001	Travel Svcs Mktg 12 081105	Mktg/Distrib, Other 12 089999	Print Journalism 12 090401	Radio/TV, Gen 12 090701	Ed Media Tech 12 100101	Radio/TV Prod 12 100104	Voc Media Finnlctes 12 109999	Funeral Services 12 120301	Cosmetology 12 120403
Black Hawk	0	0	0	0	0	0	0	20	0	0	0
Chicago	(0)	(0)	(29)	(0)	(0)	(117)	(0)	(0)	(0)	(60)	(213)
Daley	0	0	26	0	0	0	0	0	0	0	0
Kennedy-King	0	0	0	0	0	117	0	0	0	0	0
Malcolm X	0	0	0	0	0	0	0	0	0	60	0
Olive-Harvey	0	0	0	0	0	0	0	0	0	0	0
Truman	0	0	0	0	0	0	0	0	0	0	0
Washington	0	0	3	0	0	0	0	0	0	0	213
Wilbur Wright	0	0	0	0	0	0	0	0	0	0	0
Danville	0	0	0	12	0	0	0	0	0	0	76
DuPage	0	0	320	0	3	0	248	0	0	0	0
Elgin	0	0	94	5	0	0	0	0	0	0	0
Harper	0	4	0	0	105	0	0	0	0	0	0
Heartland	0	9	0	0	0	0	0	0	0	0	0
Highland	0	0	0	0	0	0	0	0	0	0	48
Illinois Central	0	0	16	127	0	0	0	0	0	0	0
Illinois Eastern	(0)	(0)	(0)	(3)	(0)	(0)	(0)	(23)	(0)	(0)	(56)
Frontier	0	0	0	0	0	0	0	0	0	0	0
Lincoln Trail	0	0	0	0	0	0	0	0	0	0	0
Olney Central	0	0	0	0	0	0	0	0	0	0	56
Wabash	0	0	0	3	0	0	0	23	0	0	0
Illinois Valley	0	0	0	2	0	0	0	0	0	0	0
Joliet	0	0	0	0	0	0	0	0	0	0	0
Kankakee	0	0	0	7	0	0	0	0	0	0	1
Kaskaskia	0	0	0	0	0	0	0	0	0	0	101
Kishwaukee	0	0	0	7	0	0	0	0	0	0	0
Lake County	0	0	0	1	0	0	0	0	106	0	0
Lake Land	0	0	0	0	0	54	0	0	0	0	146
Lewis & Clark	0	0	0	4	0	57	0	0	0	0	0
Lincoln Land	0	0	0	0	0	0	0	0	0	0	0
Logan	0	0	1	0	0	0	0	0	0	0	110
McHenry	0	0	0	112	0	0	0	0	0	0	0
Moraine Valley	25	0	115	0	0	0	0	0	36	0	0
Morton	0	0	0	0	0	0	0	0	0	0	0
Oakton	0	0	0	0	0	0	0	0	0	0	0
Parkland	0	0	10	9	0	45	0	10	10	0	0
Prairie State	0	0	0	0	0	0	0	0	0	0	0
Rend Lake	0	0	0	16	0	0	0	0	0	0	0
Richland	0	0	0	0	0	0	0	0	0	0	0
Rock Valley	0	0	0	2	0	0	0	0	0	0	0
Sandburg	0	0	0	0	0	0	0	0	0	33	64
Sauk Valley	0	0	0	0	0	0	0	0	0	0	0
Shawnee	0	0	0	0	0	0	0	0	0	0	31
South Suburban	0	0	0	5	0	0	0	0	8	0	0
Southeastern	0	0	0	0	0	0	0	0	0	0	76
Southwestern*	0	0	0	11	0	0	0	0	0	0	26
Spoon River	0	0	0	0	0	0	0	0	0	0	0
Triton	0	0	0	12	0	0	0	0	1	0	0
Waubonsee	0	0	23	0	0	0	0	4	0	0	0
Wood	0	0	0	0	0	0	0	0	0	0	0
TOTALS	25	13	608	335	108	273	248	60	161	93	948

ily Belleville Area College
CE OF DATA: Annual Enrollment & Completion Data (A1)

Illinois Community College Board
Table III-3
ANNUAL UNDUPLICATED ENROLLMENT BY ACADEMIC PROGRAM BY COLLEGE
FOR FISCAL YEAR 2002

Dist. No.	District/College	Massage 12 120405	Nail Technology 12 120410	Baker/Pastry Chef 12 120501	Cul Arts/Chef Trng 12 120503	Restaurant Op Mngr 12 120504	Cook/Asst Training 12 120505	Teaching ESL 12 131401	Teacher Asst/Aide 12 131501	Architect Engng Tech 12 150101	Civil Technology 12 150201	Computer Tech 12 150301
503	Black Hawk	0	0	0	22	0	0	0	0	0	10	0
508	Chicago	(0)	(0)	(43)	(172)	(0)	(0)	(0)	(80)	(0)	(0)	(0)
	Daley	0	0	0	0	0	0	0	0	0	0	0
	Kennedy-King	0	0	43	172	0	0	0	29	0	0	0
	Malcolm X	0	0	0	0	0	0	0	37	0	0	0
	Olive-Harvey	0	0	0	0	0	0	0	0	0	0	0
	Truman	0	0	0	0	0	0	0	0	0	0	0
	Washington	0	0	0	0	0	0	0	0	0	0	0
	Wilbur Wright	0	0	0	0	0	0	0	14	0	0	0
507	Danville	0	0	0	0	0	0	0	0	0	0	0
502	DuPage	165	0	16	180	100	0	0	23	0	0	0
509	Elgin	0	0	4	289	15	0	0	0	0	0	0
512	Harper	0	0	1	23	130	0	0	12	0	0	0
540	Heartland	0	0	0	0	0	0	0	0	0	0	0
519	Highland	0	0	0	0	0	0	0	0	0	0	0
514	Illinois Central	0	0	0	111	0	0	0	0	0	0	0
529	Illinois Eastern	(0)	(0)	(0)	(44)	(0)	(0)	(0)	(35)	(0)	(0)	(0)
	Frontier	0	0	0	0	0	0	0	22	0	0	0
	Lincoln Trail	0	0	0	44	0	0	0	13	0	0	0
	Olney Central	0	0	0	0	0	0	0	0	0	0	0
	Wabash	0	0	0	0	0	0	0	0	0	0	0
513	Illinois Valley	63	0	0	40	0	0	0	0	0	0	0
525	Joliet	0	0	0	234	42	0	0	38	0	0	0
520	Kankakee	0	0	0	0	0	0	0	30	18	0	0
501	Kaskaskia	0	15	0	12	0	0	0	28	0	0	0
523	Kishwaukee	77	0	0	0	0	0	0	0	0	0	0
532	Lake County	0	0	0	23	138	0	0	38	0	21	0
517	Lake Land	0	0	0	81	0	0	0	16	0	168	30
536	Lewis & Clark	0	0	0	0	12	0	0	60	0	0	0
526	Lincoln Land	0	0	0	0	18	0	0	36	0	0	0
530	Logan	0	0	0	0	0	0	0	9	0	0	0
528	McHenry	0	0	0	0	0	0	0	0	0	0	0
524	Moraine Valley	0	0	4	0	118	0	0	154	0	0	36
527	Morton	25	0	0	0	0	0	0	0	0	0	0
535	Oakton	0	0	0	0	25	0	0	0	0	0	0
505	Parkland	7	0	0	0	49	0	21	0	0	0	0
515	Prairie State	0	0	0	0	0	0	0	4	0	0	0
521	Rend Lake	35	0	0	145	0	0	0	0	0	0	163
537	Richland	0	0	0	0	32	37	0	0	0	0	0
511	Rock Valley	0	0	0	0	0	0	0	0	0	0	0
518	Sandburg	0	7	0	0	0	0	0	0	3	0	0
506	Sauk Valley	0	0	0	0	0	0	0	0	0	0	0
531	Shawnee	22	0	0	49	4	0	0	26	0	0	0
510	South Suburban	0	0	0	0	0	0	0	52	0	0	0
533	Southeastern	0	0	0	48	0	0	0	0	0	0	0
522	Southwestern*	178	0	0	15	83	0	0	0	0	0	0
534	Spoon River	0	0	0	0	0	0	0	0	0	0	0
504	Triton	0	0	0	124	31	0	0	2	0	0	0
516	Waubonsee	131	0	0	0	0	0	0	0	0	0	0
539	Wood	0	0	0	5	13	0	0	0	0	0	0
TOTALS		703	22	68	1,617	810	37	21	643	21	199	229

*Formerly Belleville Area College

SOURCE OF DATA: Annual Enrollment & Completion Data (A1)



Illinois Community College Board
 Table III-3
 ANNUAL UNDUPLICATED ENROLLMENT BY ACADEMIC PROGRAM BY COLLEGE
 FOR FISCAL YEAR 2002

Dist. No.	District/College	Electronic Tech 12 150303	Telecom Elec Tech 12 150310	Elec Eng Tech, Other 12 150399	Biomed Equip Tech 12 150401	Comp Svc Tech 12 150402	Electromech Tech 12 150403	Instr Tech 12 150404	Robotics Tech 12 150405	Fluid Power Tech 12 150410	Automtd Manuf Tech 12 150411	Water/Wastewtr Tech 12 150506
503	Black Hawk	0	0	0	0	0	52	2	28	0	3	0
508	Chicago	(21)	(1)	(0)	(0)	(27)	(0)	(0)	(0)	(0)	(0)	(0)
	Daley	0	1	0	0	0	0	0	0	0	0	0
	Kennedy-King	0	0	0	0	0	0	0	0	0	0	0
	Malcolm X	0	0	0	0	0	0	0	0	0	0	0
	Olive-Harvey	0	0	0	0	27	0	0	0	0	0	0
	Truman	21	0	0	0	0	0	0	0	0	0	0
	Washington	0	0	0	0	0	0	0	0	0	0	0
	Wilbur Wright	0	0	0	0	0	0	0	0	0	0	0
507	Danville	0	0	0	0	0	0	0	0	0	0	0
502	DuPage	177	0	0	0	402	0	0	14	0	22	0
509	Elgin	69	0	0	0	0	0	0	0	0	49	0
512	Harper	126	0	0	0	3	5	0	0	0	22	0
540	Heartland	17	0	14	0	0	0	0	0	0	8	0
519	Highland	1	0	0	0	0	0	0	0	0	0	0
514	Illinois Central	143	0	0	0	0	0	0	71	0	0	10
529	Illinois Eastern	(37)	(151)	(0)	(0)	(0)	(0)	(0)	(0)	(0)	(0)	(0)
	Frontier	0	0	0	0	0	0	0	0	0	0	0
	Lincoln Trail	0	151	0	0	0	0	0	0	0	0	0
	Olney Central	0	0	0	0	0	0	0	0	0	0	0
	Wabash	37	0	0	0	0	0	0	0	0	0	0
513	Illinois Valley	47	0	0	0	0	0	0	0	0	13	0
525	Joliet	133	0	0	0	0	0	0	0	0	0	3
520	Kankakee	42	0	0	0	0	0	0	0	0	0	0
501	Kaskaskia	55	0	0	0	0	0	0	0	0	16	0
523	Kishwaukee	33	0	0	0	0	0	0	0	0	30	5
532	Lake County	137	0	0	0	0	5	0	0	0	0	0
517	Lake Land	47	62	0	0	0	39	0	0	0	0	11
536	Lewis & Clark	0	0	0	0	0	0	0	0	0	23	0
526	Lincoln Land	63	0	0	0	0	0	0	0	0	0	0
530	Logan	193	0	0	0	0	0	0	0	0	0	0
528	McHenry	75	0	0	0	0	0	0	0	0	0	0
524	Moraine Valley	27	0	0	0	0	0	52	0	0	13	0
527	Morton	0	3	0	0	0	0	0	0	0	0	0
535	Oakton	99	0	0	0	19	0	0	0	0	94	0
505	Parkland	29	7	0	1	42	0	0	0	0	0	0
515	Prairie State	2	0	0	0	0	0	0	0	0	0	0
521	Rend Lake	33	0	0	0	0	0	0	0	0	0	0
537	Richland	0	0	0	8	0	0	0	0	0	12	0
511	Rock Valley	157	0	0	0	0	0	0	0	4	0	0
518	Sandburg	75	0	0	0	0	0	0	0	0	0	0
506	Sauk Valley	53	0	0	0	0	0	0	0	0	0	0
531	Shawnee	11	0	0	0	0	0	0	0	0	0	0
510	South Suburban	92	0	0	20	0	0	0	0	0	2	0
533	Southeastern	0	0	0	0	0	0	0	0	0	0	0
522	Southwestern*	44	0	0	0	0	0	0	0	0	0	0
534	Spoon River	22	0	0	0	0	0	0	0	0	0	0
504	Triton	64	0	0	0	96	0	0	2	0	68	0
516	Waubonsee	59	1	0	0	1	0	0	12	0	2	1
539	Wood	14	0	0	0	0	0	0	0	0	0	0
	TOTALS	2,197	225	14	29	590	101	54	127	4	377	30

*Formerly Belleville Area College

SOURCE OF DATA: Annual Enrollment & Completion Data (A1)

Illinois Community College Board
 Table III-3
 ANNUAL UNDUPLICATED ENROLLMENT BY ACADEMIC PROGRAM BY COLLEGE
 FOR FISCAL YEAR 2002

Dist. No.	District/College	Envir/Pollution Tech 12 150507	Industrial Tech 12 150603	Plastic Technology 12 150607	Metallurgy Tech 12 150611	Occ Safety/Hlth Tech 12 150701	Quality Control Tech 12 150702	Mech Design Tech 12 150805	Comp-Aided Design 12 150810	Coal Mining Tech 12 150901	Constr/Building Tech 12 151001	Surveying 12 151102
503	Black Hawk	2	47	0	0	0	0	0	8	0	0	0
508	Chicago	(12)	(0)	(0)	(0)	(0)	(0)	(0)	(14)	(0)	(0)	(0)
	Daley	0	0	0	0	0	0	0	1	0	0	0
	Kennedy-King	0	0	0	0	0	0	0	0	0	0	0
	Malcolm X	0	0	0	0	0	0	0	0	0	0	0
	Olive-Harvey	0	0	0	0	0	0	0	0	0	0	0
	Truman	0	0	0	0	0	0	0	0	0	0	0
	Washington	0	0	0	0	0	0	0	0	0	0	0
	Wilbur Wright	12	0	0	0	0	0	0	13	0	0	0
507	Danville	0	32	0	0	0	0	0	17	0	0	0
502	DuPage	0	151	8	0	4	0	0	62	0	0	0
509	Elgin	0	0	6	59	0	0	0	221	0	0	0
512	Harper	0	1	0	0	0	4	49	14	0	0	0
540	Heartland	0	0	0	0	0	0	0	35	0	0	0
519	Highland	0	148	0	0	0	0	0	1	0	0	0
514	Illinois Central	0	88	0	0	0	0	52	11	0	0	0
529	Illinois Eastern	(0)	(15)	(0)	(0)	(0)	(25)	(1)	(1)	(3)	(0)	(0)
	Frontier	0	0	0	0	0	22	0	0	0	0	0
	Lincoln Trail	0	0	0	0	0	2	1	1	0	0	0
	Olney Central	0	0	0	0	0	1	0	0	0	0	0
	Wabash	0	15	0	0	0	0	0	0	3	0	0
513	Illinois Valley	0	0	0	0	0	0	0	64	0	0	0
525	Joliet	0	96	0	0	0	0	100	0	0	0	0
520	Kankakee	0	2	0	0	0	0	0	62	0	0	0
501	Kaskaskia	0	0	0	0	0	0	0	0	0	0	0
523	Kishwaukee	0	0	0	0	0	0	0	38	0	0	0
532	Lake County	0	0	0	0	0	0	45	143	0	71	0
517	Lake Land	0	0	0	0	0	0	20	43	0	0	0
536	Lewis & Clark	0	13	0	0	0	0	0	79	0	0	0
526	Lincoln Land	0	0	0	0	0	0	0	0	0	0	0
530	Logan	0	0	0	0	0	0	0	71	0	0	0
528	McHenry	0	0	24	0	0	0	9	22	0	0	0
524	Moraine Valley	0	0	0	3	0	60	165	93	0	0	0
527	Morton	0	0	0	0	0	0	0	11	0	0	0
535	Oakton	0	0	0	0	0	0	39	74	0	0	0
505	Parkland	0	43	0	0	0	0	0	18	0	0	1
515	Prairie State	0	6	0	0	0	0	9	27	0	0	0
521	Rend Lake	0	7	0	0	0	0	0	5	0	0	0
537	Richland	0	12	0	0	0	0	0	0	0	0	0
511	Rock Valley	0	90	0	0	1	50	0	122	0	0	0
518	Sandburg	0	16	0	0	0	0	26	6	0	0	0
506	Sauk Valley	0	3	0	0	0	5	22	17	0	0	0
531	Shawnee	0	0	0	0	0	0	0	0	0	0	0
510	South Suburban	0	0	0	0	0	0	0	60	0	0	0
533	Southeastern	0	0	0	0	0	0	0	0	0	0	0
522	Southwestern*	0	39	0	0	0	0	0	0	0	0	0
534	Spoon River	0	0	0	0	0	0	0	0	0	0	0
504	Triton	0	0	3	19	0	13	36	90	0	0	0
516	Waubonsee	0	0	0	0	0	13	0	41	0	0	0
539	Wood	0	0	0	0	0	0	0	40	0	0	0
	TOTALS	14	809	41	81	5	170	573	1,510	3	71	1

*Formerly Belleville Area College

SOURCE OF DATA: Annual Enrollment & Completion Data (A1)



Illinois Community College Board
Table III-3
ANNUAL UNDUPLICATED ENROLLMENT BY ACADEMIC PROGRAM BY COLLEGE
FOR FISCAL YEAR 2002

Dist. No.	District/College	Eng Tech Enrollees 12 159999	Child Care/Developmt 12 200202	Fash Design/Coord 12 200306	Food Prod Mgmt, Gen 12 200401	Dietetic Aide/Asst 12 200404	Furn/Eqpt Inst, Othr 12 200501	Elder Care Prov/Comp 12 200602	Custodial Services 12 200604	Inst Svcs Enrollees 12 209999	Legal Assisting 12 220103	Tech/Bus Writing 12 231101
503	Black Hawk	0	169	0	0	0	0	0	30	0	33	1
508	Chicago	(76)	(1,645)	(0)	(1,293)	(30)	(0)	(0)	(0)	(10)	(0)	(0)
	Daley	31	204	0	0	2	0	0	0	0	0	0
	Kennedy-King	3	272	0	17	0	0	0	0	0	0	0
	Malcolm X	3	267	0	0	28	0	0	0	0	0	0
	Olive-Harvey	2	321	0	0	0	0	0	0	0	0	0
	Truman	26	154	0	0	0	0	0	0	0	0	0
	Washington	6	427	0	1,276	0	0	0	0	0	0	0
	Wilbur Wright	5	0	0	0	0	0	0	0	10	0	0
507	Danville	50	45	0	0	0	0	0	0	0	0	0
502	DuPage	142	362	119	0	0	324	5	0	0	0	0
509	Elgin	231	4	0	0	0	0	2	0	34	220	0
512	Harper	0	377	139	0	68	284	0	0	0	304	0
540	Heartland	0	96	0	0	0	0	0	0	0	0	0
519	Highland	0	84	0	0	0	0	0	0	0	0	0
514	Illinois Central	69	242	0	0	2	39	0	30	10	135	0
529	Illinois Eastern	(10,616)	(60)	(0)	(0)	(0)	(0)	(0)	(59)	(36)	(0)	(0)
	Frontier	11	0	0	0	0	0	0	0	0	0	0
	Lincoln Trail	23	0	0	0	0	0	0	59	22	0	0
	Olney Central	87	0	0	0	0	0	0	0	0	0	0
	Wabash	10,495	60	0	0	0	0	0	0	14	0	0
513	Illinois Valley	19	84	0	0	0	0	0	0	14	0	0
525	Joliet	1,184	167	0	0	0	97	0	0	0	0	0
520	Kankakee	112	80	0	0	0	0	0	0	0	10	0
501	Kaskaskia	648	153	0	0	0	0	0	44	2	0	0
523	Kishwaukee	35	65	0	0	0	0	0	0	1	0	0
532	Lake County	233	283	0	0	0	0	0	0	1	0	0
517	Lake Land	0	105	0	0	0	0	0	217	0	0	224
536	Lewis & Clark	241	102	0	0	0	0	7	0	72	0	0
526	Lincoln Land	0	125	0	0	7	0	0	0	0	0	0
530	Logan	310	128	0	0	0	0	0	0	0	0	0
528	McHenry	47	132	0	0	0	0	0	0	0	0	0
524	Moraine Valley	913	244	0	0	0	0	0	0	21	0	0
527	Morton	898	0	0	0	0	0	0	0	0	0	0
535	Oakton	0	508	0	0	0	0	0	0	0	0	0
505	Parkland	100	125	0	0	0	0	0	0	0	0	0
515	Prairie State	0	70	0	0	0	45	0	0	37	0	0
521	Rend Lake	72	93	0	0	0	0	0	55	44	0	0
537	Richland	50	145	0	0	0	0	0	38	0	0	0
511	Rock Valley	0	140	0	0	0	0	0	0	0	0	0
518	Sandburg	0	93	0	0	0	0	0	0	0	0	1
506	Sauk Valley	0	42	0	0	0	0	0	35	0	0	0
531	Shawnee	0	117	0	0	0	0	0	0	0	0	0
510	South Suburban	5	231	0	0	0	0	1	0	14	274	0
533	Southeastern	0	85	0	0	0	0	0	121	0	0	0
522	Southwestern*	287	303	0	90	0	0	0	0	73	259	0
534	Spoon River	118	0	0	0	0	0	0	0	0	0	0
504	Triton	125	342	0	0	0	40	0	0	140	0	0
516	Waubensee	234	134	0	0	0	0	0	0	0	0	0
539	Wood	0	99	0	0	11	0	0	0	0	0	0
	TOTALS	16,815	7,279	258	1,383	118	829	15	629	509	1,235	226

*Formerly Belleville Area College

SOURCE OF DATA: Annual Enrollment & Completion Data (A1)

Illinois Community College Board
 Table III-3
 ANNUAL UNDUPLICATED ENROLLMENT BY ACADEMIC PROGRAM BY COLLEGE
 FOR FISCAL YEAR 2002

Dist. No.	District/College	Library Assisting 12.250301	Library Enrollees 12.259999	Leisure Facility Mgmt 12.310301	11th/Phys Ed/Fitness 12.310501	Biological Technology 12.410101	Nuclear Power Tech 12.410205	Chem Technology 12.410301	Sci Tech Enrollees 12.419999	Corrections 12.410102
503	Black Hawk	15	0	0	0	0	0	0	0	0
508	Chicago	(1)	(0)	(0)	(0)	(16)	(0)	(0)	(0)	(3)
	Daley	0	0	0	0	0	0	0	0	0
	Kennedy-King	0	0	0	0	0	0	0	0	0
	Malcolm X	0	0	0	0	0	0	0	0	0
	Olive-Harvey	0	0	0	0	0	0	0	0	0
	Truman	0	0	0	0	16	0	0	0	0
	Washington	0	0	0	0	0	0	0	0	3
	Wilbur Wright	1	0	0	0	0	0	0	0	0
507	Danville	0	0	0	0	0	0	0	0	0
502	DuPage	177	0	5	0	0	0	0	0	0
509	Elgin	0	0	4	0	0	0	0	0	2
512	Harper	0	0	0	0	0	0	0	0	0
540	Heartland	0	0	0	0	0	0	0	0	9
519	Highland	0	0	0	0	0	0	0	0	0
514	Illinois Central	31	8	0	0	0	0	0	0	0
529	Illinois Eastern	(0)	(0)	(0)	(0)	(0)	(0)	(0)	(0)	(0)
	Frontier	0	0	0	0	0	0	0	0	0
	Lincoln Trail	0	0	0	0	0	0	0	0	0
	Olney Central	0	0	0	0	0	0	0	0	0
	Wabash	0	0	0	0	0	0	0	0	0
513	Illinois Valley	0	0	0	0	0	0	0	80	0
525	Joliet	3	0	0	0	0	3	0	0	108
520	Kankakee	0	0	0	0	0	0	0	0	0
501	Kaskaskia	0	0	0	0	0	0	0	0	0
523	Kishwaukee	0	0	0	0	0	0	0	0	1
532	Lake County	35	7	0	0	0	0	24	8	0
517	Lake Land	0	0	0	0	0	0	0	0	0
536	Lewis & Clark	6	0	0	0	0	0	0	0	0
526	Lincoln Land	0	0	0	0	0	0	0	0	0
530	Logan	0	0	0	0	0	0	0	0	0
528	McHenry	0	0	0	45	0	0	0	0	0
524	Moraine Valley	0	0	22	0	0	0	0	0	0
527	Morton	0	0	0	0	0	0	0	0	0
535	Oakton	0	0	0	0	0	0	0	0	0
505	Parkland	0	0	0	0	0	0	0	0	0
515	Prairie State	0	0	10	0	0	0	0	0	0
521	Rend Lake	0	0	0	0	0	0	0	0	1
537	Richland	0	0	0	0	0	0	0	0	0
511	Rock Valley	0	0	1	0	0	0	0	0	0
518	Sandburg	0	0	0	0	0	0	0	0	0
506	Sauk Valley	0	0	0	0	0	0	0	0	12
531	Shawnee	0	0	0	0	0	0	0	0	0
510	South Suburban	0	0	37	0	0	0	0	0	0
533	Southeastern	0	0	0	0	0	0	0	0	9
522	Southwestern*	0	0	0	0	0	0	31	0	0
534	Spoon River	0	0	0	0	0	0	0	0	0
504	Triton	0	0	31	0	0	0	0	0	4
516	Waubonsee	0	0	0	0	0	0	0	0	0
539	Wood	0	0	0	0	0	0	0	0	0
	TOTALS	268	15	110	45	16	3	55	88	149

*Formerly Belleville Area College

SOURCE OF DATA: Annual Enrollment & Completion Data (A1)



Illinois Community College Board
Table III-3
ANNUAL UNDUPLICATED ENROLLMENT BY ACADEMIC PROGRAM BY COLLEGE
FOR FISCAL YEAR 2002

Dist. No.	District/College	Law Enf/Police Sci 12 430107	Security Svcs (Priv) 12 430109	Crim Just/Corr, Othr 12 430199	Fire Protection Safety Tech 12 430201	Fire Services Admin 12 430202	Firefighting 12 430203	Prof Svcs Enrollees 12 439999	Social Work/ Svc 12 440701	Pblc/Soc Svcs Enrollees 12 449999	Mason and Tilesetter 12 460101	Carpentry 12 460201
503	Black Hawk	78	3	0	0	39	0	0	0	0	0	0
508	Chicago	(1,300)	(7)	(0)	(176)	(0)	(0)	(0)	(88)	(0)	(0)	(72)
	Daley	308	5	0	0	0	0	0	0	0	0	0
	Kennedy-King	0	0	0	0	0	0	0	58	0	0	72
	Malcolm X	0	0	0	0	0	0	0	0	0	0	0
	Olive-Harvey	2	0	0	0	0	0	0	0	0	0	0
	Truman	49	0	0	0	0	0	0	0	0	0	0
	Washington	871	2	0	176	0	0	0	20	0	0	0
	Wilbur Wright	70	0	0	0	0	0	0	10	0	0	0
507	Danville	99	0	0	0	0	0	0	27	3	0	0
502	DuPage	268	0	0	262	2	43	0	213	0	0	0
509	Elgin	87	0	13	183	0	0	0	458	30	0	0
512	Harper	453	0	0	88	0	0	0	0	0	0	0
540	Heartland	0	0	0	0	0	0	0	0	0	0	0
519	Highland	0	0	0	0	0	0	0	0	0	0	0
514	Illinois Central	243	32	0	192	0	0	23	0	61	0	0
529	Illinois Eastern	(74)	(0)	(0)	(0)	(0)	(81)	(0)	(52)	(1)	(0)	(0)
	Frontier	0	0	0	0	0	81	0	0	0	0	0
	Lincoln Trail	1	0	0	0	0	0	0	0	0	0	0
	Olney Central	73	0	0	0	0	0	0	0	0	0	0
	Wabash	0	0	0	0	0	0	0	52	1	0	0
513	Illinois Valley	61	0	0	0	0	0	1	0	156	0	0
525	Joliet	87	0	0	147	0	4	0	0	0	0	0
520	Kankakee	98	0	0	1	0	0	0	0	55	0	0
501	Kaskaskia	111	0	0	0	0	0	0	0	116	0	0
523	Kishwaukee	56	0	0	40	0	0	0	0	1	0	0
532	Lake County	259	0	0	93	0	0	118	19	1,292	0	0
517	Lake Land	2	0	0	0	0	0	0	143	0	0	0
536	Lewis & Clark	110	0	0	65	0	0	0	0	156	0	0
526	Lincoln Land	918	45	0	35	0	20	0	0	0	0	0
530	Logan	286	0	0	0	0	0	0	0	140	0	100
528	McHenry	72	0	0	0	0	122	19	0	1	0	0
524	Moraine Valley	848	21	0	101	16	46	0	0	2,948	0	0
527	Morton	39	0	0	0	0	0	0	0	0	0	0
535	Oakton	244	0	0	121	0	0	0	89	0	0	0
505	Parkland	134	0	0	49	0	0	6	83	15	0	0
515	Prairie State	43	0	0	33	0	0	0	0	0	0	0
521	Rend Lake	93	0	0	0	2	0	10	0	7	0	0
537	Richland	57	0	0	58	0	0	0	0	6	0	0
511	Rock Valley	131	0	0	1	33	0	0	117	0	2	4
518	Sandburg	51	0	0	0	0	0	0	30	0	0	13
506	Sauk Valley	26	0	0	0	0	0	0	32	0	0	0
531	Shawnee	43	12	0	12	0	0	0	34	21	0	0
510	South Suburban	238	0	0	44	0	0	92	186	9	0	0
533	Southeastern	41	0	0	0	0	11	0	0	0	0	21
522	Southwestern*	553	4	0	135	0	150	0	31	16	45	258
534	Spoon River	8	0	0	0	0	0	0	0	0	0	0
504	Triton	488	0	0	131	0	0	32	0	0	0	0
516	Waubonsee	117	1	0	51	1	12	0	55	10	0	0
539	Wood	14	0	0	43	0	0	0	0	6	0	0
	TOTALS	7,830	125	13	2,061	93	489	301	1,657	5,050	47	468

*Formerly Belleville Area College

SOURCE OF DATA: Annual Enrollment & Completion Data (A1)



Illinois Community College Board
Table III-3
ANNUAL UNDUPLICATED ENROLLMENT BY ACADEMIC PROGRAM BY COLLEGE
FOR FISCAL YEAR 2002

Dist. No.	District/College	Electrician 12 460302	Bldg/Property Maint 12 460401	Constr/Cement Mason 12 460402	Constr Inspection 12 460403	Painter & Wallcoverer 12 460408	Plumber & Pipefitter 12 460501	Construction Trades 12 461000	Const Trades Enrollees 12 469999	Elec Equip Rpr, Gen 12 470101	Comm Elec 12 470103	Comp Elec Maint/Rpr 12 470104
503	Black Hawk	2	0	0	0	0	0	29	0	0	0	0
508	Chicago	(0)	(14)	(0)	(0)	(0)	(0)	(0)	(0)	(37)	(0)	(33)
	Daley	0	0	0	0	0	0	0	0	0	0	14
	Kennedy-King	0	0	0	0	0	0	0	0	37	0	0
	Malcolm X	0	0	0	0	0	0	0	0	0	0	18
	Olive-Harvey	0	0	0	0	0	0	0	0	0	0	1
	Truman	0	0	0	0	0	0	0	0	0	0	0
	Washington	0	14	0	0	0	0	0	0	0	0	0
	Wilbur Wright	0	0	0	0	0	0	0	0	0	0	0
507	Danville	0	0	0	0	0	0	0	0	0	0	0
502	DuPage	0	45	0	0	0	0	0	0	0	22	0
509	Elgin	0	0	0	0	0	0	0	0	0	0	10
512	Harper	0	0	0	37	0	0	0	0	18	0	4
540	Heartland	63	0	0	0	0	0	0	0	0	0	0
519	Highland	0	0	0	0	0	0	0	0	0	0	17
514	Illinois Central	0	0	0	0	0	0	132	0	0	5	20
529	Illinois Eastern	(0)	(0)	(0)	(0)	(0)	(0)	(0)	(0)	(0)	(3)	(102)
	Frontier	0	0	0	0	0	0	0	0	0	0	37
	Lincoln Trail	0	0	0	0	0	0	0	0	0	3	12
	Olney Central	0	0	0	0	0	0	0	0	0	0	44
	Wabash	0	0	0	0	0	0	0	0	0	0	9
513	Illinois Valley	424	0	0	0	0	0	0	0	0	0	0
525	Joliet	14	0	0	0	0	0	84	0	0	0	0
520	Kankakee	0	0	0	0	0	0	0	0	0	0	0
501	Kaskaskia	0	0	0	0	0	0	19	0	0	0	0
523	Kishwaukee	6	6	0	0	0	0	0	0	0	0	0
532	Lake County	12	0	0	0	0	0	0	0	0	0	57
517	Lake Land	0	52	0	0	0	0	228	0	0	9	0
536	Lewis & Clark	24	0	0	0	0	0	0	0	0	0	4
526	Lincoln Land	0	7	0	0	0	0	19	0	0	0	0
530	Logan	0	0	0	0	0	0	0	0	0	0	26
528	McHenry	0	0	0	0	0	0	0	0	0	0	0
524	Moraine Valley	0	0	0	0	0	0	0	0	0	0	0
527	Morton	0	0	0	0	0	0	0	0	0	0	7
535	Oakton	0	26	0	0	0	0	32	0	0	0	0
505	Parkland	0	20	0	0	0	0	100	14	0	0	0
515	Prairie State	144	0	0	0	0	1	0	0	0	0	2
521	Rend Lake	0	1	0	0	0	0	120	0	0	0	0
537	Richland	102	0	0	0	0	0	0	0	0	0	0
511	Rock Valley	72	0	0	0	1	0	48	0	0	0	102
518	Sandburg	0	0	0	0	0	0	0	0	0	0	0
506	Sauk Valley	0	6	0	0	0	0	0	0	0	6	2
531	Shawnee	1	1	0	0	0	0	0	0	0	0	0
510	South Suburban	0	0	0	14	0	0	110	17	0	0	0
533	Southeastern	0	1	0	0	0	0	102	0	0	0	61
522	Southwestern*	143	0	42	0	63	74	80	0	0	30	31
534	Spoon River	0	0	0	0	0	0	0	0	0	0	0
504	Triton	28	0	0	0	0	0	108	26	0	0	18
516	Waubonsee	100	0	0	0	0	0	0	0	0	0	9
539	Wood	25	0	0	0	0	0	0	0	0	0	0
	TOTALS	1,160	179	42	51	64	75	1,211	57	55	75	505

*Formerly Belleville Area College

SOURCE OF DATA: Annual Enrollment & Completion Data (A1)



Illinois Community College Board
Table III-3
ANNUAL UNDUPLICATED ENROLLMENT BY ACADEMIC PROGRAM BY COLLEGE
FOR FISCAL YEAR 2002

Dist. No.	District/College	Industrial Electronics 12 470105	Major Appl Repair 12 470106	Htg/AC/Refrig Mech 12 470201	Hvy Equip Maint/Rpr 12 470302	Ind Equip Maint/Rpr 12 470303	Ind Equip Maint/Repair 12 470399	Stnary Enrgy Sres Inst/Op 12 470501	Auto Body Repair 12 470603	Auto Mechanics 12 470604	Diesel/Truck Mech 12 470605	Small Engine Repair 12 470606
503	Black Hawk	0	0	0	0	0	0	0	0	72	0	0
508	Chicago	(1)	(8)	(76)	(0)	(123)	(0)	(0)	(5)	(222)	(0)	(0)
	Daley	1	0	0	0	87	0	0	0	0	0	0
	Kennedy-King	0	0	76	0	0	0	0	4	153	0	0
	Malcolm X	0	0	0	0	0	0	0	0	0	0	0
	Olive-Harvey	0	0	0	0	0	0	0	0	0	0	0
	Truman	0	8	0	0	0	0	0	1	69	0	0
	Washington	0	0	0	0	0	0	0	0	0	0	0
	Wilbur Wright	0	0	0	0	36	0	0	0	0	0	0
507	Danville	53	0	0	0	20	0	0	0	12	0	0
502	DuPage	99	0	249	0	0	0	0	0	265	0	0
509	Elgin	0	0	146	0	0	0	0	0	168	0	0
512	Harper	0	0	132	0	0	0	0	0	0	0	0
540	Heartland	0	0	1	0	10	0	0	0	0	0	0
519	Highland	0	0	0	0	0	0	0	41	34	0	0
514	Illinois Central	5	0	90	0	0	0	0	0	127	69	0
529	Illinois Eastern	(0)	(0)	(25)	(0)	(129)	(8)	(0)	(15)	(35)	(25)	(0)
	Frontier	0	0	0	0	0	0	0	0	0	0	0
	Lincoln Trail	0	0	25	0	0	0	0	0	0	0	0
	Olney Central	0	0	0	0	128	0	0	15	35	0	0
	Wabash	0	0	0	0	1	8	0	0	0	25	0
513	Illinois Valley	0	0	0	0	23	0	0	0	77	3	5
525	Joliet	185	0	81	58	0	0	0	0	138	0	0
520	Kankakee	38	0	40	0	28	0	0	0	33	0	0
501	Kaskaskia	0	0	0	0	67	0	0	35	30	0	0
523	Kishwaukee	0	0	0	0	0	0	0	16	31	0	0
532	Lake County	23	0	147	0	52	0	0	40	154	0	0
517	Lake Land	0	0	36	0	0	0	0	118	208	2	53
536	Lewis & Clark	3	0	0	2	17	0	0	0	83	0	0
526	Lincoln Land	13	0	61	0	0	0	0	51	69	0	0
530	Logan	0	0	31	0	17	0	0	20	56	0	0
528	McHenry	0	0	0	0	0	0	0	0	89	0	0
524	Moraine Valley	0	0	97	0	33	0	0	0	134	0	0
527	Morton	0	0	5	0	0	0	0	0	6	0	0
535	Oakton	0	0	77	0	1	0	0	0	99	0	0
505	Parkland	21	0	0	0	0	0	0	18	95	36	0
515	Prairie State	0	0	45	0	13	0	0	11	81	0	0
521	Rend Lake	0	0	14	10	43	0	0	0	111	0	0
537	Richland	76	0	52	0	20	0	0	0	28	0	0
511	Rock Valley	0	0	0	0	0	0	0	0	59	0	0
518	Sandburg	0	0	0	0	0	0	0	36	39	18	0
506	Sauk Valley	62	0	85	0	0	0	0	0	0	0	0
531	Shawnee	3	0	0	0	0	0	0	0	25	0	0
510	South Suburban	0	0	0	0	0	0	0	0	0	12	0
533	Southeastern	0	0	42	0	23	0	0	34	97	121	0
522	Southwestern*	41	3	218	0	0	0	15	59	0	0	0
534	Spoon River	0	0	0	0	0	0	0	0	29	0	0
504	Triton	0	0	271	0	28	0	34	0	312	2	0
516	Waubonsee	0	0	82	0	25	0	0	43	69	0	0
539	Wood	5	0	0	0	0	0	0	0	0	0	0
	TOTALS	628	11	2,103	70	672	8	49	542	3,087	288	58

*Formerly Belleville Area College

SOURCE OF DATA: Annual Enrollment & Completion Data (A1)

Illinois Community College Board
Table III-3
ANNUAL UNDUPLICATED ENROLLMENT BY ACADEMIC PROGRAM BY COLLEGE
FOR FISCAL YEAR 2002

Dist. No.	District/College	Aviation Maint Tech 12 470609	Mech/Repair Enrollees 12 479999	Architectl Drafting 12 480102	Elec Drafting 12 480104	Mechanical Drafting 12 480105	Graphic/Prng Equip Op. Gen 12 480201	Typstg/Mk-up/Comp 12 480205	Lith/Photo/Platemkg 12 480206	Print Press Op 12 480208	Dsktp Pub Equip Op 12 480212	Machine Tech 12 480501
503	Black Hawk	0	0	0	0	0	0	0	0	0	0	0
508	Chicago	(1)	(0)	(50)	(0)	(51)	(0)	(0)	(101)	(0)	(0)	(0)
	Daley	1	0	12	0	3	0	0	0	0	0	0
	Kennedy-King	0	0	0	0	0	0	0	101	0	0	0
	Malcolm X	0	0	0	0	0	0	0	0	0	0	0
	Olive-Harvey	0	0	13	0	0	0	0	0	0	0	0
	Truman	0	0	0	0	16	0	0	0	0	0	0
	Washington	0	0	7	0	0	0	0	0	0	0	0
	Wilbur Wright	0	0	18	0	32	0	0	0	0	0	0
507	Danville	0	0	0	0	1	0	0	0	0	0	0
502	DuPage	0	0	274	0	0	0	4	94	21	263	0
509	Elgin	0	0	0	0	0	0	0	0	0	3	0
512	Harper	0	0	151	0	1	0	0	0	0	0	0
540	Heartland	0	0	0	0	0	0	0	0	0	0	0
519	Highland	0	0	0	0	0	0	0	0	0	2	0
514	Illinois Central	0	2	4	0	0	0	0	41	0	5	0
529	Illinois Eastern	(0)	(0)	(20)	(0)	(0)	(0)	(0)	(0)	(0)	(0)	(0)
	Frontier	0	0	0	0	0	0	0	0	0	0	0
	Lincoln Trail	0	0	20	0	0	0	0	0	0	0	0
	Olney Central	0	0	0	0	0	0	0	0	0	0	0
	Wabash	0	0	0	0	0	0	0	0	0	0	0
513	Illinois Valley	0	5	0	0	0	0	0	0	0	19	0
525	Joliet	0	0	0	0	0	0	0	0	0	10	0
520	Kankakee	0	0	0	0	0	0	0	0	0	0	0
501	Kaskaskia	0	0	24	0	4	0	0	0	0	0	0
523	Kishwaukee	0	12	0	0	0	0	0	0	0	0	0
532	Lake County	0	83	79	1	6	0	0	0	0	3	0
517	Lake Land	0	0	34	0	0	7	0	0	0	40	0
536	Lewis & Clark	0	0	0	0	0	0	0	0	0	50	0
526	Lincoln Land	62	0	73	0	0	0	0	0	0	0	0
530	Logan	0	0	0	0	0	0	0	0	0	0	0
528	McHenry	0	34	0	0	0	0	0	0	0	0	0
524	Moraine Valley	0	0	0	0	28	0	0	0	0	5	0
527	Morton	0	0	0	0	0	0	0	0	0	0	0
535	Oakton	0	0	73	0	0	0	0	0	0	0	0
505	Parkland	0	100	0	0	11	0	0	0	0	53	0
515	Prairie State	0	0	0	0	6	0	0	0	0	1	0
521	Rend Lake	0	4	56	0	0	0	0	0	0	0	0
537	Richland	0	0	0	0	64	0	0	0	0	0	0
511	Rock Valley	81	0	0	0	0	0	0	0	0	0	0
518	Sandburg	0	0	0	0	0	0	0	0	0	30	0
506	Sauk Valley	0	0	0	0	4	0	0	0	0	0	0
531	Shawnee	0	0	1	0	0	0	0	0	0	0	0
510	South Suburban	0	0	13	0	9	0	0	45	0	3	0
533	Southeastern	0	0	0	0	0	0	0	0	0	0	0
522	Southwestern*	79	0	0	0	104	0	0	0	0	44	71
534	Spoon River	0	0	0	0	0	0	0	0	0	0	0
504	Triton	0	263	44	0	5	0	2	163	0	12	0
516	Waubonsee	0	0	5	0	0	0	0	0	0	0	0
539	Wood	0	0	0	0	0	0	0	0	0	0	0
	TOTALS	223	503	901	1	294	7	6	444	21	596	78

*Formerly Belleville Area College

SOURCE OF DATA: Annual Enrollment & Completion Data (A1)



Illinois Community College Board
Table III-3
ANNUAL UNDUPLICATED ENROLLMENT BY ACADEMIC PROGRAM BY COLLEGE
FOR FISCAL YEAR 2002

Dist. No.	District/College	Mach Tool Op/Shop 12 480503	Patternmaker 12 480505	Sheet Metal 12 480506	Tool & Die Making 12 480507	Weld/Braz/Soldrg 12 480508	Numerical Control 12 480520	Prec Metal Wrkrs 12 480599	Prc Prod Tradcs, Othr 12 489999	Airplane Piloting 12 490102	Aircraft Pilot (Priv) 12 490107	Truck/Bus Driving 12 490205
503	Black Hawk	19	3	0	10	41	0	0	0	0	0	77
508	Chicago	(130)	(0)	(0)	(0)	(15)	(0)	(0)	(0)	(0)	(0)	(1,617)
	Daley	130	0	0	0	0	0	0	0	0	0	0
	Kennedy-King	0	0	0	0	15	0	0	0	0	0	0
	Malcolm X	0	0	0	0	0	0	0	0	0	0	0
	Olive-Harvey	0	0	0	0	0	0	0	0	0	0	0
	Truman	0	0	0	0	0	0	0	0	0	0	149
	Washington	0	0	0	0	0	0	0	0	0	0	0
	Wilbur Wright	0	0	0	0	0	0	0	0	0	0	1,468
507	Danville	7	0	0	0	36	0	0	0	0	0	0
502	DuPage	0	0	0	4	32	0	0	0	0	0	0
509	Elgin	27	0	0	3	26	0	0	0	0	0	129
512	Harper	3	0	0	0	0	0	0	0	0	0	0
540	Heartland	0	0	0	0	3	0	0	0	0	0	0
519	Highland	0	0	0	0	0	0	0	0	0	0	0
514	Illinois Central	6	0	0	0	67	0	0	164	0	0	162
529	Illinois Eastern	(28)	(0)	(0)	(0)	(18)	(0)	(0)	(0)	(0)	(0)	(0)
	Frontier	0	0	0	0	0	0	0	0	0	0	0
	Lincoln Trail	0	0	0	0	0	0	0	0	0	0	0
	Olney Central	0	0	0	0	18	0	0	0	0	0	0
	Wabash	28	0	0	0	0	0	0	0	0	0	0
513	Illinois Valley	9	0	4	7	0	0	24	0	0	0	106
525	Joliet	0	0	0	0	83	0	0	0	0	0	0
520	Kankakee	3	0	0	5	36	0	0	0	0	0	0
501	Kaskaskia	8	0	0	0	29	0	0	0	0	0	124
523	Kishwaukee	15	0	0	11	17	0	89	0	0	0	0
532	Lake County	35	0	0	0	42	0	33	0	0	0	0
517	Lake Land	0	0	0	0	52	0	0	0	0	0	122
536	Lewis & Clark	52	0	0	0	0	0	0	0	0	0	5
526	Lincoln Land	0	0	0	0	2	0	0	0	0	0	160
530	Logan	8	0	0	14	0	0	0	0	0	0	0
528	McHenry	35	0	0	0	0	0	8	0	0	0	0
524	Moraine Valley	36	0	0	0	50	0	0	0	0	0	0
527	Morton	0	0	0	0	0	0	0	0	0	0	0
535	Oakton	35	0	0	0	0	0	0	0	0	0	0
505	Parkland	0	0	0	0	0	0	23	0	0	0	0
515	Prairie State	36	0	0	9	40	0	0	0	0	0	0
521	Rend Lake	0	0	0	0	34	0	0	0	0	0	0
537	Richland	21	0	0	0	51	0	0	0	0	0	1
511	Rock Valley	0	0	37	62	19	1	0	0	0	0	0
518	Sandburg	11	0	0	0	48	1	0	0	0	0	0
506	Sauk Valley	24	0	0	0	0	0	0	0	0	0	93
531	Shawnee	0	0	0	0	13	0	0	0	0	0	63
510	South Suburban	20	0	0	0	0	0	1	5	0	0	0
533	Southeastern	2	0	0	0	98	0	0	0	0	0	34
522	Southwestern*	106	0	56	0	412	0	0	68	6	0	0
534	Spoon River	0	0	0	0	0	0	0	0	0	0	35
504	Triton	17	0	0	11	12	0	373	0	0	0	1
516	Waubensee	18	0	0	0	17	0	7	0	0	0	0
539	Wood	0	0	0	0	0	0	0	0	0	0	74
	TOTALS	711	3	97	136	1,293	2	7	715	73	6	2,803

*Formerly Belleville Area College

SOURCE OF DATA: Annual Enrollment & Completion Data (A1)

Illinois Community College Board
Table III-3
ANNUAL UNDUPLICATED ENROLLMENT BY ACADEMIC PROGRAM BY COLLEGE
FOR FISCAL YEAR 2002

Dist. No.	District/College	Marine Sci/Officer 12 490309	Railroad Technology 12 490410	Transportation Enrollees 12 499999	Design/Visual Comm 12 500401	Grphc Dsgn/Comm Art/Illus 12 500402	Comm Photog 12 500406	Tech Theatre/Design/Siggrfl 12 500502	Speech/Lang Pthlgy 12 510203	Sign Lang Interp 12 510205	Dental Assistant 12 510601	Dental Hygienist 12 510602
503	Black Hawk	0	0	0	0	0	0	0	0	0	22	0
508	Chicago	(0)	(0)	(0)	(11)	(42)	(0)	(7)	(0)	(0)	(13)	(67)
	Daley	0	0	0	4	42	0	0	0	0	0	0
	Kennedy-King	0	0	0	0	0	0	7	0	0	0	67
	Malcolm X	0	0	0	0	0	0	0	0	0	0	0
	Olive-Harvey	0	0	0	0	0	0	0	0	0	0	0
	Truman	0	0	0	0	0	0	0	0	0	0	0
	Washington	0	0	0	6	0	0	0	0	0	0	0
	Wilbur Wright	0	0	0	1	0	0	0	0	0	13	0
507	Danville	0	0	0	0	0	0	0	0	0	0	0
502	DuPage	0	0	0	771	0	419	0	40	0	0	13
509	Elgin	0	0	0	340	0	0	0	0	0	35	0
512	Harper	0	0	0	0	0	0	0	0	298	0	171
540	Heartland	0	0	0	0	0	0	0	0	0	0	0
519	Highland	0	0	0	29	0	0	0	0	0	0	0
514	Illinois Central	0	0	0	228	0	0	0	0	39	3	93
529	Illinois Eastern	(0)	(0)	(0)	(0)	(0)	(0)	(0)	(0)	(0)	(0)	(0)
	Frontier	0	0	0	0	0	0	0	0	0	0	0
	Lincoln Trail	0	0	0	0	0	0	0	0	0	0	0
	Olney Central	0	0	0	0	0	0	0	0	0	0	0
	Wabash	0	0	0	0	0	0	0	0	0	0	0
513	Illinois Valley	0	0	0	0	0	0	0	0	0	15	0
525	Joliet	0	0	0	0	0	0	0	0	0	0	0
520	Kankakee	0	0	0	0	0	0	0	0	0	0	0
501	Kaskaskia	0	0	0	0	0	0	0	0	0	20	0
523	Kishwaukee	0	0	0	0	0	0	0	0	0	0	0
532	Lake County	0	0	0	0	0	0	0	0	0	0	81
517	Lake Land	0	0	0	0	0	0	0	11	0	0	127
536	Lewis & Clark	0	0	0	0	0	0	0	0	0	22	38
526	Lincoln Land	0	0	0	0	0	0	0	0	0	0	0
530	Logan	0	0	0	0	0	0	0	0	42	38	49
528	McHenry	0	0	0	0	0	0	0	0	0	0	0
524	Moraine Valley	0	0	3	144	0	0	0	0	0	0	0
527	Morton	0	0	0	0	0	0	0	0	0	0	0
535	Oakton	0	0	0	216	0	0	0	0	0	0	0
505	Parkland	0	0	0	1	49	0	0	4	0	0	67
515	Prairie State	0	0	0	57	0	39	0	0	0	0	94
521	Rend Lake	0	0	0	0	34	0	0	0	0	0	0
537	Richland	0	0	0	58	0	0	0	0	0	0	0
511	Rock Valley	0	0	0	0	0	0	0	0	0	0	2
518	Sandburg	0	2	0	0	0	0	0	0	0	0	55
506	Sauk Valley	0	0	0	0	0	0	0	0	0	0	0
531	Shawnee	0	0	0	0	0	0	0	0	0	0	0
510	South Suburban	0	0	0	14	0	0	0	0	0	0	0
533	Southeastern	0	0	0	0	0	0	0	0	0	0	0
522	Southwestern*	5	0	0	16	0	0	0	0	49	0	0
534	Spoon River	0	0	0	6	0	0	0	0	0	0	0
504	Triton	0	0	0	152	0	0	0	0	0	1	0
516	Waubonsee	0	2	0	106	0	0	0	0	132	0	0
539	Wood	0	0	0	0	0	0	0	0	0	0	0
	TOTALS	5	4	3	2,149	125	458	7	55	560	169	857

*Formerly Belleville Area College

SOURCE OF DATA: Annual Enrollment & Completion Data (A1)



Illinois Community College Board
 Table III-3
 ANNUAL UNDUPLICATED ENROLLMENT BY ACADEMIC PROGRAM BY COLLEGE
 FOR FISCAL YEAR 2002

Dist. No.	District/College	Dental Lab Asst 12 510603	Hlth Facility Admin 12 510702	Hlth Unit Coord/Ward Clerk 12 510703	Med Ofc Mgmt 12 510705	Med Records Tech 12 510707	Med Transcription 12 510708	Medical Assistant 12 510801	Medical Lab Assistant 12 510802	Occ Therapy Asst 12 510803	Pharmacy Tech/Asst 12 510805	Phys Therapy Asst 12 510806
503	Black Hawk	0	0	0	0	1	59	1	0	127	3	92
508	Chicago	(0)	(0)	(0)	(0)	(26)	(49)	(26)	(0)	(19)	(46)	(0)
	Daley	0	0	0	0	15	0	0	0	0	14	0
	Kennedy-King	0	0	0	0	4	49	0	0	0	0	0
	Malcolm X	0	0	0	0	0	0	26	0	0	29	0
	Olive-Harvey	0	0	0	0	0	0	0	0	0	1	0
	Truman	0	0	0	0	7	0	0	0	0	2	0
	Washington	0	0	0	0	0	0	0	0	0	0	0
	Wilbur Wright	0	0	0	0	0	0	0	0	19	0	0
507	Danville	0	0	0	0	0	0	0	0	0	0	0
502	DuPage	0	37	0	0	114	189	0	29	63	0	98
509	Elgin	0	0	0	0	0	8	0	0	0	0	30
512	Harper	0	0	0	0	0	14	268	0	0	83	0
540	Heartland	0	0	0	0	0	0	0	0	0	0	0
519	Highland	0	0	0	0	0	43	0	0	0	0	0
514	Illinois Central	0	1	0	0	1	25	0	0	41	3	73
529	Illinois Eastern	(0)	(0)	(0)	(0)	(0)	(16)	(0)	(0)	(0)	(0)	(0)
	Frontier	0	0	0	0	0	0	0	0	0	0	0
	Lincoln Trail	0	0	0	0	0	0	0	0	0	0	0
	Olney Central	0	0	0	0	0	16	0	0	0	0	0
	Wabash	0	0	0	0	0	0	0	0	0	0	0
513	Illinois Valley	0	0	0	0	0	0	0	0	0	0	0
525	Joliet	0	0	0	0	2	43	28	0	0	0	0
520	Kankakee	0	0	0	0	0	0	0	20	0	0	5
501	Kaskaskia	0	0	0	0	0	0	0	0	0	0	16
523	Kishwaukee	0	0	0	0	0	28	0	0	0	0	0
532	Lake County	0	0	0	131	1	34	0	0	0	0	0
517	Lake Land	0	0	0	0	0	0	0	0	0	0	52
536	Lewis & Clark	0	0	1	0	0	0	0	0	27	0	0
526	Lincoln Land	0	0	0	0	0	16	0	0	30	0	53
530	Logan	0	0	0	0	10	50	0	0	23	0	0
528	McHenry	0	0	0	0	0	21	0	0	0	0	0
524	Moraine Valley	0	0	0	0	218	0	0	0	0	0	0
527	Morton	0	0	0	0	0	0	0	0	0	0	19
535	Oakton	0	0	0	0	131	23	0	0	0	0	54
505	Parkland	0	0	0	0	0	17	0	0	27	0	0
515	Prairie State	0	0	0	0	0	0	0	0	0	0	0
521	Rend Lake	0	0	0	0	15	1	0	0	9	0	0
537	Richland	0	0	0	0	0	0	0	0	0	21	0
511	Rock Valley	0	0	0	0	0	2	0	0	0	7	0
518	Sandburg	0	0	0	0	0	0	0	0	0	0	3
506	Sauk Valley	0	0	0	0	0	0	0	0	0	0	0
531	Shawnee	0	0	0	0	8	10	0	0	12	0	0
510	South Suburban	0	0	0	0	0	37	31	0	29	53	0
533	Southeastern	0	0	0	0	6	0	0	0	10	0	0
522	Southwestern*	0	0	45	0	66	2	175	0	0	0	105
534	Spoon River	0	0	0	0	0	0	0	0	0	0	0
504	Triton	77	0	0	0	0	0	0	0	0	0	0
516	Waubonsee	0	0	0	0	0	39	49	0	0	0	0
539	Wood	0	0	0	0	0	1	0	0	0	0	0
	TOTALS	77	38	46	131	599	727	578	49	417	216	600

*Formerly Belleville Area College
 SOURCE OF DATA: Annual Enrollment & Completion Data (A1)



Illinois Community College Board
 Table III-3
 ANNUAL UNDUPLICATED ENROLLMENT BY ACADEMIC PROGRAM BY COLLEGE
 FOR FISCAL YEAR 2002

Dist. No.	District/College	Physician Assistant 12 510807	Vet Ass/Animal Hlth Tech 12 510808	Cardiovascular Tech 12 510901	BEG Tech 12 510903	Emerg Med Tech 12 510904	Nuclear Med Tech 12 510905	Med Radiologic Tech 12 510907	Resp Therapy Tech 12 510908	Surg/Op Room Tech 12 510909	Diag Med Sonography 12 510910	Renal Dialysis Tech 12 510911
503	Black Hawk	0	0	0	7	58	0	22	1	0	0	0
508	Chicago	(75)	(0)	(0)	(0)	(115)	(0)	(162)	(81)	(34)	(0)	(49)
	Daley	0	0	0	0	0	0	0	0	0	0	0
	Kennedy-King	0	0	0	0	0	0	0	0	0	0	0
	Malcolm X	75	0	0	0	95	0	65	58	34	0	49
	Olive-Harvey	0	0	0	0	0	0	0	23	0	0	0
	Truman	0	0	0	0	0	0	0	0	0	0	0
	Washington	0	0	0	0	0	0	0	0	0	0	0
	Wilbur Wright	0	0	0	0	20	0	97	0	0	0	0
507	Danville	0	0	0	0	0	0	34	0	0	0	0
502	DuPage	0	0	0	0	120	42	245	123	63	31	0
509	Elgin	0	0	0	0	62	0	0	0	43	0	0
512	Harper	0	0	106	0	0	0	0	0	3	0	0
540	Heartland	0	0	0	0	0	0	0	0	0	0	0
519	Highland	0	0	0	0	0	0	0	0	0	0	0
514	Illinois Central	0	0	0	0	35	0	118	63	90	0	0
529	Illinois Eastern	(0)	(0)	(0)	(0)	(90)	(0)	(25)	(0)	(0)	(0)	(0)
	Frontier	0	0	0	0	90	0	0	0	0	0	0
	Lincoln Trail	0	0	0	0	0	0	0	0	0	0	0
	Olney Central	0	0	0	0	0	0	25	0	0	0	0
	Wabash	0	0	0	0	0	0	0	0	0	0	0
513	Illinois Valley	0	0	0	0	0	0	0	0	0	0	0
525	Joliet	0	156	0	0	0	0	0	0	0	0	0
520	Kankakee	0	0	0	0	95	0	83	21	0	0	0
501	Kaskaskia	0	0	0	0	0	0	73	11	0	13	0
523	Kishwaukee	0	0	0	0	0	0	40	0	0	0	0
532	Lake County	0	0	0	0	140	0	128	0	14	0	0
517	Lake Land	0	0	0	0	38	0	0	0	0	0	0
536	Lewis & Clark	0	0	0	0	0	0	0	0	0	0	0
526	Lincoln Land	0	0	0	0	88	0	129	10	0	0	0
530	Logan	0	0	0	0	45	0	0	0	18	13	0
528	McHenry	0	0	0	0	108	0	0	0	0	0	0
524	Moraine Valley	0	0	0	0	282	0	77	40	0	0	0
527	Morton	0	0	0	0	0	0	0	0	0	0	0
535	Oakton	0	0	0	0	42	0	0	0	0	0	0
505	Parkland	0	67	0	0	4	0	30	27	34	0	0
515	Prairie State	0	0	0	0	44	0	0	0	41	0	0
521	Rend Lake	0	0	0	0	46	0	0	0	5	0	0
537	Richland	0	0	0	0	40	0	21	0	67	0	0
511	Rock Valley	0	0	0	0	0	0	0	69	21	0	0
518	Sandburg	0	0	0	0	44	0	129	7	0	12	0
506	Sauk Valley	0	0	0	0	39	0	127	0	0	0	0
531	Shawnee	0	0	0	0	0	0	0	0	5	0	0
510	South Suburban	0	0	0	0	265	0	31	0	0	16	0
533	Southeastern	0	0	0	0	85	0	0	0	5	0	0
522	Southwestern*	0	0	0	0	281	0	230	46	0	0	0
534	Spoon River	0	0	0	0	0	0	0	0	0	0	0
504	Triton	0	0	0	0	0	54	117	48	63	102	0
516	Waubonsee	0	0	0	0	4	0	0	9	0	0	0
539	Wood	0	0	0	0	0	0	45	0	29	0	0
	TOTALS	75	223	106	7	2,170	96	1,866	556	535	187	49

*Formerly Belleville Area College

SOURCE OF DATA: Annual Enrollment & Completion Data (A1)



Illinois Community College Board
Table III-3
ANNUAL UNDUPLICATED ENROLLMENT BY ACADEMIC PROGRAM BY COLLEGE
FOR FISCAL YEAR 2002

Dist. No.	District/College	Comp Tomography 12 510913	MRI 12 510914	Med Lab Tech 12 511004	Alcohol/Drug Counseling 12 511501	Psych/Mntl Hlth Svcs Tech 12 511502	Dev Disab/ Habilitatin Aide 12 511504	Nursing (RN) 12 511601	Nursing, Public Health 12 511611	Nursing Refresher 12 511612	Prac Nurse (LPN) 12 511613	Nurse Assistant/Aide 12 511614
503	Black Hawk	0	0	0	0	0	0	467	0	0	139	99
508	Chicago	(0)	(0)	(91)	(216)	(23)	(1)	(759)	(0)	(0)	(476)	(768)
	Daley	0	0	13	0	0	0	150	0	0	0	51
	Kennedy-King	0	0	1	59	17	1	95	0	0	428	281
	Malcolm X	0	0	52	0	0	0	101	0	0	0	8
	Olive-Harvey	0	0	16	0	0	0	151	0	0	0	201
	Truman	0	0	1	0	0	0	262	0	0	0	41
	Washington	0	0	0	157	2	0	0	0	0	0	64
	Wilbur Wright	0	0	8	0	4	0	0	0	0	48	122
507	Danville	0	0	0	20	0	0	137	0	0	16	104
502	DuPage	0	0	0	214	0	0	1,025	0	0	8	231
509	Elgin	0	0	81	13	1	0	639	0	0	1	57
512	Harper	0	0	0	0	0	2	763	0	0	19	87
540	Heartland	0	0	0	0	0	0	86	0	0	29	18
519	Highland	0	0	0	0	0	0	180	0	0	123	69
514	Illinois Central	0	0	38	43	0	0	431	0	0	89	34
529	Illinois Eastern	(0)	(0)	(0)	(0)	(18)	(0)	(165)	(0)	(0)	(52)	(191)
	Frontier	0	0	0	0	18	0	0	0	0	0	81
	Lincoln Trail	0	0	0	0	0	0	0	0	0	0	55
	Olney Central	0	0	0	0	0	0	165	0	0	50	38
	Wabash	0	0	0	0	0	0	0	0	0	2	17
513	Illinois Valley	0	0	0	0	2	0	264	0	0	88	63
525	Joliet	0	0	0	0	0	0	265	0	0	69	188
520	Kankakee	0	0	39	0	0	0	278	0	0	138	17
501	Kaskaskia	0	0	0	0	0	0	199	0	0	53	91
523	Kishwaukee	0	0	0	0	0	0	113	0	0	0	89
532	Lake County	0	0	59	74	0	0	532	0	0	1	99
517	Lake Land	0	0	0	0	0	0	264	0	0	117	35
536	Lewis & Clark	0	0	13	0	0	0	154	0	0	6	140
526	Lincoln Land	0	0	0	0	0	0	453	0	0	36	295
530	Logan	0	0	25	0	0	0	119	0	0	156	76
528	McHenry	0	0	0	0	0	11	0	0	0	0	124
524	Moraine Valley	0	0	7	91	11	0	229	0	0	0	0
527	Morton	0	0	0	0	0	0	103	0	0	23	45
535	Oakton	0	0	13	65	0	0	145	4	4	1	48
505	Parkland	0	0	0	0	0	0	72	0	0	154	48
515	Prairie State	0	0	0	8	28	0	322	0	0	0	35
521	Rend Lake	0	0	8	0	0	0	65	0	0	113	60
537	Richland	0	0	0	0	0	0	163	0	0	23	11
511	Rock Valley	0	0	0	2	0	0	362	0	0	25	453
518	Sandburg	0	0	0	1	0	0	238	0	0	175	117
506	Sauk Valley	0	0	6	0	0	0	184	0	0	89	43
531	Shawnee	0	0	8	31	0	0	71	0	0	101	144
510	South Suburban	0	0	0	9	0	0	161	0	0	34	102
533	Southeastern	0	0	6	0	48	0	27	0	0	72	26
522	Southwestern*	0	0	49	0	0	0	656	0	0	0	136
534	Spoon River	0	0	0	0	0	0	75	0	0	10	125
504	Triton	3	37	0	87	0	0	258	0	0	75	227
516	Waubonsee	0	0	0	35	1	0	524	0	0	0	77
539	Wood	0	0	2	0	0	0	61	0	0	28	28
	TOTALS	3	37	452	909	132	14	11,009	4	4	2,609	4,670

*Formerly Belleville Area College

SOURCE OF DATA: Annual Enrollment & Completion Data (A1)

Illinois Community College Board
Table III-3
ANNUAL UNDUPLICATED ENROLLMENT BY ACADEMIC PROGRAM BY COLLEGE
FOR FISCAL YEAR 2002

Dist. No.	District/College	Ophthalmic Med Tech 12 511803	Med Lab Aide/ Phleb 12 512602	Therap Rec Assig 12 512604	Allied Hlth Enroll 12 519999	Business, General 12 520101	Bus Adm/Mgmt, Gen 12 520201	Pur/Proc/Cont Mgmt 12 520202	Logistics Mgmt 12 520203	Ofc Superv/Mgmt 12 520204	Operations Mgmt 12 520205	Accounting 12 520301
503	Black Hawk	0	0	0	0	0	31	0	0	19	0	0
508	Chicago	(0)	(0)	(0)	(0)	(0)	(135)	(0)	(0)	(0)	(0)	(0)
	Daley	0	0	0	0	0	37	0	0	0	0	0
	Kennedy-King	0	0	0	0	0	16	0	0	0	0	0
	Malcolm X	0	0	0	0	0	0	0	0	0	0	0
	Olive-Harvey	0	0	0	0	0	22	0	0	0	0	0
	Truman	0	0	0	0	0	23	0	0	0	0	0
	Washington	0	0	0	0	0	15	0	0	0	0	0
	Wilbur Wright	0	0	0	0	0	22	0	0	0	0	0
507	Danville	0	0	0	41	0	0	0	0	23	0	0
502	DuPage	0	0	0	0	0	402	0	0	15	0	0
509	Elgin	0	0	0	60	0	263	0	0	9	0	0
512	Harper	0	0	0	0	0	94	0	1	0	0	0
540	Heartland	0	0	0	0	0	0	0	4	0	0	0
519	Highland	0	0	0	0	0	300	0	0	0	0	0
514	Illinois Central	0	0	0	107	0	348	0	5	5	0	0
529	Illinois Eastern	(0)	(0)	(0)	(5)	(0)	(37)	(0)	(0)	(0)	(0)	(0)
	Frontier	0	0	0	0	0	0	0	0	0	0	0
	Lincoln Trail	0	0	0	0	0	37	0	0	0	0	0
	Olney Central	0	0	0	3	0	0	0	0	0	0	0
	Wabash	0	0	0	2	0	0	0	0	0	0	0
513	Illinois Valley	0	0	0	100	0	77	0	0	0	0	0
525	Joliet	0	0	0	949	0	0	0	0	0	45	0
520	Kankakee	0	0	0	325	0	130	0	0	0	0	0
501	Kaskaskia	0	0	0	151	0	125	0	0	7	0	0
523	Kishwaukee	0	0	0	8	0	30	0	1	0	4	0
532	Lake County	0	0	0	641	0	332	0	0	0	0	3
517	Lake Land	0	0	0	0	0	300	0	0	8	0	0
536	Lewis & Clark	0	0	0	18	0	50	0	0	0	1	0
526	Lincoln Land	0	0	0	0	0	150	0	0	5	0	0
530	Logan	0	0	0	1,207	0	0	0	0	18	0	0
528	McHenry	0	0	0	65	0	231	0	0	0	113	0
524	Moraine Valley	0	146	60	392	7	916	0	0	0	0	0
527	Morton	0	0	0	0	0	12	0	0	0	0	0
535	Oakton	0	20	0	0	0	5	0	8	19	104	0
505	Parkland	0	0	0	660	0	184	0	1	0	0	0
515	Prairie State	0	0	0	0	0	0	0	0	0	44	0
521	Rend Lake	0	0	0	129	0	172	0	0	0	0	0
537	Richland	0	0	0	81	0	195	0	1	0	0	0
511	Rock Valley	0	0	0	2	0	330	0	14	3	0	0
518	Sandburg	0	0	0	0	0	20	125	0	0	0	0
506	Sauk Valley	0	0	0	0	0	79	0	0	0	0	0
531	Shawnee	0	0	0	0	0	19	0	0	0	0	0
510	South Suburban	0	0	0	1,545	0	0	0	6	85	0	0
533	Southeastern	0	0	0	0	0	83	0	0	0	0	0
522	Southwestern*	0	0	0	228	0	283	0	0	0	0	0
534	Spoon River	0	0	0	5	0	0	0	0	0	0	0
504	Triton	46	0	0	59	0	295	0	0	0	30	0
516	Waubonsee	0	0	0	91	0	84	0	59	0	21	0
539	Wood	0	0	0	84	0	77	0	0	0	0	0
	TOTALS	46	166	60	6,953	7	5,789	125	100	216	362	3

*Formerly Belleville Area College

SOURCE OF DATA: Annual Enrollment & Completion Data (A1)

Illinois Community College Board
Table III-3
ANNUAL UNDUPLICATED ENROLLMENT BY ACADEMIC PROGRAM BY COLLEGE
FOR FISCAL YEAR 2002

Dist. No.	District/College	Accounting Tech 12 520302	Admin Asst/Sec Sci, Gen 12 520401	Exec Asst/Secretary 12 520402	Legal Admin Asst/Sec 12 520403	Med Admin Asst/Sec 12 520404	Court Reporter 12 520405	Receptionist 12 520406	Info Proc/Data Entry Tech 12 520407	Gen Ofc/Clerical/Ty,pg Svcs 12 520408	Business Cumm 12 520501	Enterprise Mgmt/Oper. Gen 12 520701
503	Black Hawk	108	60	0	11	0	0	0	84	0	0	1
508	Chicago	(455)	(59)	(4)	(0)	(44)	(0)	(0)	(242)	(50)	(7)	(0)
	Daley	108	27	0	0	36	0	0	207	0	0	0
	Kennedy-King	42	0	0	0	0	0	0	35	6	0	0
	Malcolm X	54	15	0	0	0	0	0	0	0	0	0
	Olive-Harvey	45	17	0	0	7	0	0	0	0	0	0
	Truman	81	0	0	0	0	0	0	0	0	0	0
	Washington	76	0	4	0	0	0	0	0	0	0	0
	Wilbur Wright	49	0	0	0	1	0	0	0	44	7	0
507	Danville	93	18	42	0	61	0	0	25	0	0	0
502	DuPage	459	211	0	25	0	0	0	0	0	0	0
509	Elgin	186	46	114	4	0	0	0	8	15	0	1
512	Harper	476	20	56	5	2	0	0	0	18	0	17
540	Heartland	0	47	0	0	0	0	0	33	0	0	23
519	Highland	56	42	0	0	0	0	0	0	17	0	0
514	Illinois Central	165	90	0	0	41	5	0	6	41	0	0
529	Illinois Eastern	(46)	(68)	(10)	(0)	(34)	(4)	(0)	(215)	(0)	(0)	(0)
	Frontier	0	11	0	0	0	0	0	64	0	0	0
	Lincoln Trail	0	19	10	0	0	0	0	65	0	0	0
	Olney Central	46	25	0	0	34	0	0	58	0	0	0
	Wabash	0	13	0	0	0	4	0	28	0	0	0
513	Illinois Valley	57	0	0	0	0	0	0	117	18	0	0
525	Joliet	105	159	0	33	0	1	0	218	2	0	0
520	Kankakee	81	107	0	3	8	0	0	28	1	0	0
501	Kaskaskia	81	1	62	0	7	0	0	8	29	0	0
523	Kishwaukee	0	33	0	1	0	0	0	0	20	0	0
532	Lake County	276	238	0	0	6	0	0	445	0	0	0
517	Lake Land	109	52	0	15	51	0	0	324	15	0	0
536	Lewis & Clark	69	76	0	23	68	0	0	0	17	0	2
526	Lincoln Land	69	91	0	15	17	0	3	63	19	0	0
530	Logan	90	1	11	20	25	0	0	0	5	0	0
528	McHenry	100	85	0	15	0	0	0	24	0	0	9
524	Moraine Valley	63	340	23	14	0	0	0	0	0	0	53
527	Morton	0	23	0	0	7	0	0	12	4	0	0
535	Oakton	295	100	35	0	0	0	0	0	0	0	0
505	Parkland	158	12	81	1	2	0	0	8	0	0	24
515	Prairie State	11	22	0	0	0	0	0	31	0	0	2
521	Rend Lake	1	64	0	4	16	0	0	111	0	0	2
537	Richland	0	172	0	0	0	0	0	59	0	0	0
511	Rock Valley	159	102	0	16	41	0	0	50	1	0	18
518	Sandburg	81	88	0	7	31	0	0	32	17	0	0
506	Sauk Valley	63	31	0	14	24	0	0	29	16	0	0
531	Shawnee	41	5	17	13	22	0	0	4	5	0	0
510	South Suburban	129	68	96	0	0	174	0	10	5	0	81
533	Southeastern	0	20	0	0	12	0	0	97	46	0	0
522	Southwestern*	86	196	0	27	21	0	0	899	0	0	64
534	Spoon River	1	67	0	0	0	0	0	0	4	0	0
504	Triton	144	70	91	2	13	95	0	1	0	0	5
516	Waubonsee	153	61	39	6	12	0	0	107	16	13	62
539	Wood	25	87	10	7	35	0	0	2	3	0	0
	TOTALS	4,491	3,032	691	281	600	279	3	3,297	384	20	364

*Formerly Belleville Area College

SOURCE OF DATA: Annual Enrollment & Completion Data (A1)



Illinois Community College Board
Table III-3
ANNUAL UNDUPLICATED ENROLLMENT BY ACADEMIC PROGRAM BY COLLEGE
FOR FISCAL YEAR 2002

Dist. No.	District/College	Finance, General 12 520801	Banking/Fin Support Svcs 12 520803	Investment/Securities 12 520807	Hotel/Motel/Restaur Mgmt 12 520902	Human Resources Mgmt 12 521001	Internat'l Business 12 521101	MIS/Bus Data Proc 12 521201	Bus Comp Programming 12 521202	Bus Systems Analy/Diagn 12 521203	Bus Sys Network/Telcom 12 521204	Bus Comp Facilities Op 12 521205
503	Black Hawk	0	27	0	0	0	2	0	139	0	63	21
508	Chicago	(0)	(2)	(0)	(10)	(0)	(0)	(23)	(1,472)	(0)	(46)	(0)
	Daley	0	0	0	0	0	0	0	343	0	3	0
	Kennedy-King	0	0	0	0	0	0	0	241	0	0	0
	Malcolm X	0	0	0	0	0	0	0	141	0	0	0
	Olive-Harvey	0	0	0	0	0	0	13	155	0	3	0
	Truman	0	0	0	0	0	0	9	355	0	36	0
	Washington	0	2	0	10	0	0	0	120	0	0	0
	Wilbur Wright	0	0	0	0	0	0	1	117	0	4	0
507	Danville	0	0	0	0	0	0	0	194	0	36	4
502	DuPage	0	0	0	76	0	0	0	1,073	0	0	15
509	Elgin	0	0	0	8	0	0	0	214	0	62	0
512	Harper	0	173	0	13	30	52	0	1,874	0	46	4
540	Heartland	0	0	0	0	0	0	149	43	0	46	0
519	Highland	0	0	0	0	1	0	0	61	0	0	0
514	Illinois Central	0	36	0	0	0	0	0	243	6	464	1
529	Illinois Eastern	(0)	(0)	(0)	(0)	(0)	(0)	(0)	(0)	(57)	(0)	(0)
	Frontier	0	0	0	0	0	0	0	0	0	0	0
	Lincoln Trail	0	0	0	0	0	0	0	0	57	0	0
	Olney Central	0	0	0	0	0	0	0	0	0	0	0
	Wabash	0	0	0	0	0	0	0	0	0	0	0
513	Illinois Valley	0	0	0	0	0	0	0	36	0	93	0
525	Joliet	27	0	0	0	28	0	0	141	0	231	0
520	Kankakee	0	0	0	0	0	0	0	154	0	1	0
501	Kaskaskia	0	0	0	0	0	0	0	117	0	12	0
523	Kishwaukee	0	0	0	0	0	0	0	80	0	0	0
532	Lake County	0	0	0	0	0	0	0	300	0	225	5
517	Lake Land	0	0	0	0	0	0	0	103	0	155	42
536	Lewis & Clark	0	0	0	5	3	0	0	196	0	145	0
526	Lincoln Land	0	0	0	42	0	0	0	278	0	213	0
530	Logan	0	4	0	0	0	0	0	197	0	0	0
528	McHenry	0	0	0	0	0	2	0	263	0	73	0
524	Moraine Valley	0	0	0	0	42	0	0	320	0	177	0
527	Morton	0	0	0	0	0	0	0	68	0	1	0
535	Oakton	0	51	46	90	9	0	0	993	0	707	0
505	Parkland	0	0	0	40	0	3	15	411	0	209	0
515	Prairie State	0	5	0	0	0	0	0	115	0	50	1
521	Rend Lake	0	0	0	0	0	0	0	7	0	11	0
537	Richland	0	0	0	0	0	0	0	256	3	15	0
511	Rock Valley	0	50	0	4	0	1	0	289	0	12	0
518	Sandburg	0	0	0	0	33	0	0	77	0	21	0
506	Sauk Valley	0	0	0	0	0	0	0	93	0	0	21
531	Shawnee	0	0	0	4	0	0	0	106	0	29	0
510	South Suburban	0	22	0	0	0	0	0	326	0	25	0
533	Southeastern	0	0	0	0	0	0	0	49	0	0	0
522	Southwestern*	0	22	0	0	0	0	0	123	0	200	1
534	Spoon River	0	0	0	0	0	0	0	47	0	27	0
504	Triton	0	0	0	43	0	0	0	321	6	28	25
516	Waubonsee	0	38	0	0	0	0	0	127	0	80	0
539	Wood	0	0	0	0	0	0	0	30	0	0	0
	TOTALS	27	430	46	335	146	60	187	10,936	72	3,503	140

*Formerly Belleville Area College

SOURCE OF DATA: Annual Enrollment & Completion Data (A1)

Illinois Community College Board
Table III-3
ANNUAL UNDUPLICATED ENROLLMENT BY ACADEMIC PROGRAM BY COLLEGE
FOR FISCAL YEAR 2002

Dist. No.	District/College	Bus Mktg/Mgmt 12 521401	Intern'l Bus Mktg 12 521403	Real Estate 12 521501	Bus/Admin Svcs Enrollers 12 529999	Associate in Arts	Associate in Arts & Science	Adult Basic Education	Associate in Engineering Science	Associate in Fine Arts	Associate in General Studies	Associate in Science
503	Black Hawk	0	0	0	0	4,118	0	1,668	0	0	16	799
508	Chicago	(0)	(0)	(30)	(2,489)	(18,302)	(0)	(17,248)	(73)	(6)	(11,816)	(4,015)
	Daley	0	0	14	829	4,244	0	1,523	19	0	152	937
	Kennedy-King	0	0	0	568	1,306	0	3,310	3	0	184	568
	Malcolm X	0	0	0	362	1,660	0	6,036	0	0	948	584
	Olive-Harvey	0	0	0	135	2,050	0	2,635	12	0	704	375
	Truman	0	0	0	125	2,712	0	1,610	8	0	1,990	685
	Washington	0	0	0	197	5,784	0	130	17	1	1,603	689
	Wilbur Wright	0	0	16	273	546	0	2,004	14	5	6,235	177
507	Danville	0	0	18	66	169	1,537	257	3	0	0	326
502	DuPage	1	0	143	0	15,968	0	376	11	119	119	3,647
509	Elgin	0	0	3	114	3,891	0	663	93	111	574	3,238
512	Harper	0	0	62	0	5,083	0	434	1	154	0	1,515
540	Heartland	0	0	0	0	4,830	0	370	17	0	0	255
519	Highland	0	0	0	156	594	0	342	20	0	43	559
514	Illinois Central	0	0	92	706	0	5,392	450	177	0	3,713	0
529	Illinois Eastern	(0)	(0)	(0)	(389)	(19)	(756)	(392)	(0)	(3)	(621)	(744)
	Frontier	0	0	0	147	0	123	163	0	0	59	129
	Lincoln Trail	0	0	0	12	9	159	125	0	2	319	158
	Olney Central	0	0	0	198	10	366	92	0	1	94	194
	Wabash	0	0	0	32	0	108	12	0	0	149	263
513	Illinois Valley	0	0	0	213	1,044	0	131	26	0	421	695
525	Joliet	0	0	50	57	9,590	0	591	0	0	353	869
520	Kankakee	0	0	0	202	535	0	976	28	38	149	425
501	Kaskaskia	0	0	0	645	875	0	215	0	0	550	116
523	Kishwaukee	0	0	50	135	1,091	0	221	18	20	0	1,581
532	Lake County	0	0	37	1,102	4,881	0	675	178	54	0	1,320
517	Lake Land	0	0	0	0	1,482	0	208	73	0	658	1,238
536	Lewis & Clark	0	0	0	1,926	253	0	343	3	10	379	2,377
526	Lincoln Land	0	0	20	0	2,783	0	422	70	57	2,819	1,545
530	Logan	0	0	54	64	3,073	0	492	43	0	16	1,622
528	McHenry	0	0	108	618	444	0	351	100	167	204	2,004
524	Moraine Valley	0	0	0	2,336	3,004	0	431	0	119	0	1,339
527	Morton	0	0	0	0	238	0	382	0	13	28	50
535	Oakton	161	10	179	78	10,508	0	974	360	196	0	535
505	Parkland	6	0	0	1,005	2,107	0	681	196	173	345	1,958
515	Prairie State	7	0	17	0	4,838	0	387	0	6	281	493
521	Rend Lake	0	0	0	35	1,223	0	72	0	2	0	542
537	Richland	0	0	0	114	1,297	0	585	30	10	23	831
511	Rock Valley	0	0	1	5	5,699	0	1,318	0	0	45	1,028
518	Sandburg	0	0	0	0	1,411	0	58	0	13	15	821
506	Sauk Valley	0	0	0	0	390	0	204	41	35	18	1,110
531	Shawnee	0	0	0	0	890	0	349	9	12	94	280
510	South Suburban	0	0	22	602	1,714	0	797	52	72	0	1,163
533	Southeastern	0	0	31	0	542	0	372	4	0	7	328
522	Southwestern*	0	0	36	985	3,596	0	1,101	0	101	0	2,835
534	Spoon River	0	0	0	69	900	0	313	0	0	244	336
504	Triton	0	0	16	614	2,324	0	630	30	26	1,949	1,829
516	Waubonsee	6	0	57	826	789	0	763	0	0	549	1,745
539	Wood	0	0	0	2	489	0	183	0	0	3	942
	TOTALS	181	10	1,026	15,553	120,984	7,685	36,425	1,656	1,517	26,052	47,055

*Formerly Belleville Area College

SOURCE OF DATA: Annual Enrollment & Completion Data (A1)

Illinois Community College Board
Table III-3
ANNUAL UNDUPLICATED ENROLLMENT BY ACADEMIC PROGRAM BY COLLEGE
FOR FISCAL YEAR 2002

Dist. No.	District/College	Adult Secondary Education	Pre-Bacc/Trans Course Enrollees	English as a Second Language	General Studies	Vocational **	Final
503	Black Hawk	708	599	0	19	2,165	13,084
508	Chicago	(4,744)	(5,306)	(36,245)	(185)	(7,175)	(121,330)
	Daley	463	333	5,445	25	1,015	16,875
	Kennedy-King	183	120	919	17	463	10,159
	Malcolm X	1,042	290	4,601	16	735	17,489
	Olive-Harvey	650	626	1,188	14	857	10,416
	Truman	1,489	1,099	17,987	28	1,182	30,305
	Washington	115	1,637	23	74	892	15,905
	Wilbur Wright	802	1,201	6,082	11	2,031	20,181
507	Danville	154	71	56	0	1,529	5,659
502	DuPage	1,213	377	5,559	12,204	3,093	54,746
509	Elgin	411	18	3,620	0	597	18,263
512	Harper	371	6,321	3,235	0	0	24,947
540	Heartland	0	0	82	0	780	7,077
519	Highland	218	440	149	1,118	1,311	6,271
514	Illinois Central	320	1,670	73	251	15	18,809
529	Illinois Eastern	(289)	(3,542)	(47)	(0)	(4,729)	(24,516)
	Frontier	170	1,160	27	0	4,215	6,638
	Lincoln Trail	0	591	1	0	2	2,042
	Olney Central	88	734	1	0	64	2,759
	Wabash	31	1,057	18	0	448	13,077
513	Illinois Valley	681	454	101	1,169	0	7,244
525	Joliet	741	46	1,393	423	75	20,385
520	Kankakee	492	1,398	117	635	1,203	8,434
501	Kaskaskia	260	864	53	2	0	6,383
523	Kishwaukee	321	1,337	711	170	29	6,911
532	Lake County	576	3,958	3,450	586	569	25,710
517	Lake Land	315	2,568	56	0	3,151	14,129
536	Lewis & Clark	582	2,828	44	165	648	11,900
526	Lincoln Land	549	1,433	619	1	3,819	18,090
530	Logan	458	3	7	1	1,551	11,238
528	McHenry	393	2,689	2,269	0	2	11,589
524	Moraine Valley	1,050	5,498	1,878	0	1,075	26,918
527	Morton	53	2,614	2,218	27	106	7,040
535	Oakton	373	1	2,706	87	13,342	34,566
505	Parkland	456	3,367	63	0	820	15,123
515	Prairie State	129	0	717	0	1,927	10,389
521	Rend Lake	442	1,268	13	0	4,349	10,181
537	Richland	55	610	0	254	848	6,799
511	Rock Valley	372	1,328	693	1	1,232	15,136
518	Sandburg	468	144	27	0	1,071	6,036
506	Sauk Valley	201	832	167	0	540	4,913
531	Shawnee	239	331	46	506	1,373	5,297
510	South Suburban	702	1,212	1,075	1	2,917	15,395
533	Southeastern	77	1,680	0	110	991	5,907
522	Southwestern*	1,655	4,596	0	2	95	23,587
534	Spoon River	231	719	28	0	513	3,975
504	Triton	801	2,569	3,904	0	6,672	27,807
516	Waubonsee	1,152	2,139	3,894	828	297	16,373
539	Wood	208	881	25	357	2	4,255
	TOTALS	22,460	65,711	75,340	19,102	70,611	676,412

*Formerly Belleville Area College

SOURCE OF DATA: Annual Enrollment & Completion Data (A1)

** Corrected

Table III-4
SUMMARY OF ANNUAL UNDUPLICATED HEADCOUNT ENROLLMENT BY AGE
FOR FISCAL YEAR 2002

Dist. No.	District/College	Mean Age	Median Age	16 & Under	17-20	21-24	25-30	31-39	40-55	Over 55	Unknown
503	Black Hawk	30.11	25.42	39	3,453	2,803	2,010	1,946	2,242	480	111
508	Chicago	(31.17)	(27.75)	(235)	(20,788)	(26,104)	(26,271)	(23,425)	(19,533)	(4,934)	(40)
	Daley	29.42	26.42	56	3,343	4,007	3,626	3,239	2,285	318	1
	Kennedy-King	30.29	26.42	19	2,247	2,267	1,935	1,728	1,578	379	6
	Malcolm X	31.22	28.00	29	3,219	3,564	3,485	3,536	3,081	571	4
	Olive-Harvey	29.88	25.83	45	2,601	2,203	1,915	1,684	1,563	402	3
	Truman	33.12	29.50	51	3,582	5,733	7,407	6,542	4,872	2,105	13
	Washington	31.86	28.58	11	1,996	3,620	3,544	3,223	2,912	594	5
	Wilbur Wright	30.90	26.75	24	3,800	4,710	4,359	3,473	3,242	565	8
507	Danville	31.74	26.83	48	1,524	865	739	780	1,220	278	205
502	DuPage	32.55	26.67	103	11,995	12,275	8,022	7,925	9,785	4,234	407
509	Elgin	29.13	25.17	305	4,619	3,971	3,157	2,993	2,633	484	101
512	Harper	28.52	24.17	49	6,768	6,396	4,110	3,718	3,404	484	18
540	Heartland	27.14	23.33	14	1,698	2,463	1,203	865	749	73	12
519	Highland	36.44	33.08	40	1,303	812	695	1,007	1,573	793	48
514	Illinois Central	29.25	24.58	67	5,265	4,308	2,878	2,791	2,915	525	60
529	Illinois Eastern	(37.25)	(37.17)	(1,216)	(4,142)	(1,982)	(2,376)	(3,779)	(8,258)	(2,757)	(6)
	Frontier	32.64	28.12	1048	1,603	397	535	878	1,527	645	5
	Lincoln Trail	31.64	26.00	24	552	380	299	322	309	156	0
	Olney Central	32.09	26.12	47	872	388	322	375	523	232	0
	Wabash	41.55	43.42	97	1,115	817	1,220	2,204	5,899	1,724	1
513	Illinois Valley	30.36	25.42	18	2,008	1,440	946	1,114	1,340	250	128
525	Joliet	30.15	25.33	30	5,569	4,395	2,768	3,237	3,742	643	1
520	Kankakee	30.60	25.17	222	2,326	1,479	1,031	1,221	1,567	433	155
501	Kaskaskia	28.69	23.92	401	1,887	1,108	839	912	1,062	174	0
523	Kishwaukee	27.44	22.92	31	1,969	2,210	977	782	797	131	14
532	Lake County	30.30	26.25	32	5,728	5,952	4,261	4,481	4,460	734	62
517	Lake Land	30.58	27.17	112	3,313	2,643	2,385	2,597	2,710	367	2
536	Lewis & Clark	26.59	20.92	1392	4,552	1,845	1,070	1,135	1,357	459	90
526	Lincoln Land	32.52	29.08	66	3,506	2,782	2,266	2,845	3,793	732	2,100
530	Logan	32.97	25.92	109	2,634	2,469	1,437	1,291	1,957	1,240	101
528	McHenry	29.79	25.25	58	3,131	2,472	1,694	1,848	2,015	325	46
524	Moraine Valley	29.43	24.50	96	7,215	6,492	3,667	3,991	4,643	605	209
527	Morton	29.69	26.17	14	1,468	1,669	1,488	1,186	1,010	180	25
535	Oakton	36.05	38.83	23	4,693	5,241	3,801	3,965	14,883	1,948	12
505	Parkland	28.36	23.25	80	4,186	4,425	2,143	1,815	1,982	456	36
515	Prairie State	31.90	27.42	95	2,314	2,010	1,461	1,647	2,121	524	217
521	Rend Lake	36.13	33.92	97	1,862	1,178	1,354	1,685	2,974	1,015	16
537	Richland	31.20	27.00	18	1,536	1,165	948	1,075	1,245	239	573
511	Rock Valley	30.30	26.25	45	3,774	3,165	2,375	2,671	2,647	456	3
518	Sandburg	31.38	26.25	38	1,504	1,131	852	877	1,099	356	179
506	Sauk Valley	31.96	27.42	29	1,291	866	621	750	1,098	248	10
531	Shawnee	32.71	28.33	58	1,396	820	653	792	1,176	402	0
510	South Suburban	31.42	27.25	56	3,455	2,949	2,197	2,462	3,074	630	572
533	Southeastern	32.65	27.00	107	1,544	965	774	943	1,018	528	28
522	Southwestern*	29.34	24.75	127	6,308	5,495	3,654	3,460	3,876	634	33
534	Spoon River	28.55	22.58	14	1,304	1,146	439	396	461	212	3
504	Triton	30.76	27.08	109	4,856	4,761	4,216	4,017	4,087	782	4,979
516	Waubonsee	29.10	25.00	217	4,393	3,548	2,673	2,658	2,505	378	1
539	Wood	29.14	23.67	75	1,318	933	521	587	669	149	3
	TOTALS	31.14	26.67	5,885	152,595	138,733	104,972	105,669	127,680	30,272	10,606

*Formerly Belleville Area College

SOURCE OF DATA: Annual Enrollment & Completion Data (A1)

Illinois Community College Board
Table III-5
SUMMARY OF ANNUAL UNDUPLICATED HEADCOUNT ENROLLMENT BY ETHNIC ORIGIN
FOR FISCAL YEAR 2002

Dist. No.	District/College	Asian or Pacific Islander	American Indian or Alaskan	Black Non- Hispanic	Hispanic	White Non- Hispanic	Non- Resident Alien	All Other or No Indication	Total
503	Black Hawk	153	59	1,287	1,575	10,010	0	0	13,084
508	Chicago	(8,427)	(612)	(42,604)	(47,100)	(22,522)	(65)	(0)	(121,330)
	Daley	252	60	3,559	10,067	2,916	21	0	16,875
	Kennedy-King	239	59	8,541	1,114	205	1	0	10,159
	Malcolm X	837	99	10,046	5,338	1,158	11	0	17,489
	Olive-Harvey	36	59	8,086	2,084	150	1	0	10,416
	Truman	3,452	118	3,675	16,021	7,015	24	0	30,305
	Washington	2,407	129	6,980	2,945	3,444	0	0	15,905
	Wilbur Wright	1,204	88	1,717	9,531	7,634	7	0	20,181
507	Danville	53	11	544	159	4,889	3	0	5,659
502	DuPage	6,649	85	2,178	6,322	37,983	7	1,522	54,746
509	Elgin	866	36	878	5,493	10,948	42	0	18,263
512	Harper	3,458	55	825	4,120	14,786	117	1,586	24,947
540	Heartland	149	37	574	150	6,157	10	0	7,077
519	Highland	59	11	517	182	5,497	5	0	6,271
514	Illinois Central	334	57	1,929	322	16,129	38	0	18,809
529	Illinois Eastern	(122)	(38)	(475)	(238)	(23,629)	(14)	(0)	(24,516)
	Frontier	37	5	8	19	6,569	0	0	6,638
	Lincoln Trail	19	7	309	60	1,646	1	0	2,042
	Olney Central	14	4	17	10	2,701	13	0	2,759
	Wabash	52	22	141	149	12,713	0	0	13,077
513	Illinois Valley	88	20	191	578	6,194	0	173	7,244
525	Joliet	385	41	2,097	2,760	15,055	47	0	20,385
520	Kankakee	58	23	1,155	638	6,515	4	41	8,434
501	Kaskaskia	42	59	498	116	5,664	4	0	6,383
523	Kishwaukee	295	20	801	1,138	4,647	10	0	6,911
532	Lake County	1,313	99	2,416	5,531	15,223	1,127	1	25,710
517	Lake Land	138	62	1,588	427	11,840	74	0	14,129
536	Lewis & Clark	54	41	784	128	10,824	69	0	11,900
526	Lincoln Land	190	27	827	407	16,591	48	0	18,090
530	Logan	172	42	1,030	134	9,849	11	0	11,238
528	McHenry	178	28	68	2,645	8,611	59	0	11,589
524	Moraine Valley	445	80	2,417	1,955	20,580	1,441	0	26,918
527	Morton	131	6	141	4,785	1,871	106	0	7,040
535	Oakton	4,079	46	938	2,137	27,366	0	0	34,566
505	Parkland	716	55	1,970	575	11,118	689	0	15,123
515	Prairie State	133	38	3,344	1,458	3,662	52	1,702	10,389
521	Rend Lake	71	31	625	218	9,233	3	0	10,181
537	Richland	69	20	944	106	5,657	3	0	6,799
511	Rock Valley	438	78	1,554	1,431	11,616	19	0	15,136
518	Sandburg	35	19	405	174	5,384	19	0	6,036
506	Sauk Valley	45	26	100	529	4,213	0	0	4,913
531	Shawnee	72	24	915	104	4,182	0	0	5,297
510	South Suburban	179	58	7,393	2,319	5,354	92	0	15,395
533	Southeastern	29	32	1,213	212	4,416	5	0	5,907
522	Southwestern*	437	127	4,399	602	17,988	34	0	23,587
534	Spoon River	86	22	197	46	3,620	4	0	3,975
504	Triton	788	65	3,828	5,797	17,280	49	0	27,807
516	Waubonsee	254	93	961	5,906	9,148	11	0	16,373
539	Wood	32	17	161	55	3,977	13	0	4,255
TOTALS		31,222	2,300	94,771	108,572	430,228	4,294	5,025	676,412

*Formerly Belleville Area College

SOURCE OF DATA: Annual Enrollment & Completion Data (A1)

Illinois Community College Board
Table III-6
HIGHEST DEGREE PREVIOUSLY EARNED FOR FISCAL YEAR 2002
ILLINOIS PUBLIC COMMUNITY COLLEGE STUDENTS

Dist. No.	District/College	GED	High School Diploma	Some College	Certificate	Assoc Degree	Bach Degree	Masters Degree	1st Prof* Degree	Doctoral Degree	Unknown/Other	None	Total
503	Black Hawk	1,240	5,775	1,506	322	461	602	167	5	15	617	2,374	13,084
508	Chicago	(7,617)	(54,498)	(0)	(0)	(218)	(572)	(101)	(1)	(11)	(58,312)	(0)	(121,330)
	Daley	1,433	8,171	0	0	45	155	28	0	1	7,042	0	16,875
	Kennedy-King	1,058	3,672	0	0	8	28	4	1	0	5,388	0	10,159
	Malcolm X	937	4,439	0	0	16	32	3	0	0	12,062	0	17,489
	Olive-Harvey	773	3,527	0	0	6	10	2	0	0	6,098	0	10,416
	Truman	1,143	11,142	0	0	6	23	9	0	2	17,980	0	30,305
	Washington	1,100	11,401	0	0	124	260	49	0	7	2,964	0	15,905
	Wright	1,173	12,146	0	0	13	64	6	0	1	6,778	0	20,181
507	Danville	434	2,605	0	123	241	319	146	6	8	589	1,188	5,659
502	DuPage	1,083	21,993	12,274	660	1,699	6,909	2,529	236	314	2,338	4,711	54,746
509	Elgin	492	5,310	2,916	659	1,506	674	170	31	10	5,146	1,349	18,263
512	Harper	658	17,838	0	68	257	1,438	371	0	0	0	4,317	24,947
540	Hearthland	193	1,389	2,307	39	165	275	47	1	4	1,888	769	7,077
519	Highland	215	2,680	478	124	430	363	134	10	18	387	1,432	6,271
514	Illinois Central	1,049	8,576	3,100	627	2,304	1,028	271	7	21	101	1,725	18,809
529	Illinois Eastern	(1,214)	(8,342)	(1)	(857)	(1,571)	(691)	(149)	(55)	(20)	(290)	(11,326)	(24,516)
	Frontier	122	825	0	79	274	148	42	2	5	9	5,132	6,638
	Lincoln Trail	150	784	1	9	62	46	15	1	4	155	815	2,042
	Olney Central	46	307	0	41	72	25	10	0	0	5	2,253	2,759
	Wabash Valley	896	6,426	0	728	1,163	472	82	52	11	121	3,126	13,077
513	Illinois Valley	0	0	0	87	175	211	80	12	4	3,081	3,594	7,244
525	Joliet	423	9,084	0	215	1,443	31	56	0	5	7,884	1,244	20,385
520	Kankakee	234	3,292	0	176	735	96	25	1	5	3,870	0	8,434
501	Kaskaskia	138	833	448	121	114	22	10	1	1	4,683	12	6,383
523	Kishwaukee	96	536	4,054	112	294	207	55	4	7	1,416	130	6,911
532	Lake County	804	14,374	18	1,107	639	1,715	622	122	93	686	5,530	25,710
517	Lake Land	2,084	6,267	0	1,456	1,663	936	126	53	15	1	1,528	14,129
536	Lewis & Clark	245	2,263	3,744	142	240	187	43	5	8	316	4,707	11,900
526	Lincoln Land	423	5,915	3,213	236	304	397	80	0	23	7,042	457	18,090
530	Logan	0	6,094	1,859	181	536	8	1	0	0	281	2,278	11,238
528	McHenry	347	4,002	1,636	629	1,087	552	166	20	15	67	3,068	11,589
524	Moraine Valley	779	11,636	6,628	298	652	997	248	16	40	800	4,824	26,918
527	Morton	121	2,084	337	47	72	60	19	2	1	856	3,441	7,040
535	Oakton	0	0	5,800	486	643	2,655	1,027	0	153	19,358	4,444	34,566
505	Parkland	589	9,831	93	243	588	1,036	350	15	65	1,453	860	15,123
515	Prairie State	0	0	0	0	0	0	0	0	0	10,389	0	10,389
521	Rend Lake	1,021	5,390	431	323	801	816	244	17	33	65	1,040	10,181
537	Richland	486	3,895	0	144	652	17	5	0	0	70	1,530	6,799
511	Rock Valley	782	5,981	1,315	616	1,049	280	49	3	9	488	4,564	15,136
518	Sandburg	124	583	0	0	123	122	35	1	7	4,896	145	6,036
506	Sauk Valley	319	2,430	385	218	280	170	68	10	13	447	573	4,913
531	Shawnee	357	2,249	296	170	246	237	106	5	8	245	1,378	5,297
510	South Suburban	31	6,197	3,844	189	412	616	176	8	22	486	3,414	15,395
533	Southeastern	1,170	2,253	257	129	176	232	97	8	16	157	1,412	5,907
522	Southwestern**	1,057	6,701	7,820	999	1,608	1,182	363	30	32	59	3,736	23,587
534	Spoon River	157	1,468	620	26	64	54	14	1	3	6	1,562	3,975
504	Triton	655	8,577	0	577	1,389	0	0	0	0	0	16,609	27,807
516	Waubonsee	646	6,752	0	338	616	924	262	14	30	54	6,737	16,373
539	Wood	183	1,517	1,394	162	127	142	35	0	12	1	682	4,255
TOTALS		27,466	259,210	66,774	12,906	25,580	26,773	8,447	700	1,041	138,825	108,690	676,412

*Dental, Law, Medical, Pharmacy, Theology, Veterinary, etc.

**Formerly Belleville Area College

SOURCE OF DATA: A1 Submission

Illinois Community College Board
Table III-7
SUMMARY OF TRANSFER AND GENERAL STUDIES DEGREES AND CERTIFICATES
AWARDED IN FISCAL YEAR 2002

Dist. No.	District/College	Associate in Arts	Associate in Science	Associate in Arts and Science	Associate in Engineering Science	Associate in Fine Arts	Associate in Liberal Studies & General Ed	Gen Studies Certificates	Grand Total Graduates in Transfer and General Studies Areas
503	Black Hawk	269	82	0	0	0	17	0	368
508	Chicago	(713)	(98)	(0)	(9)	(1)	(160)	(0)	(981)
	Daley	165	16	0	6	0	2	0	189
	Kennedy-King	82	4	0	0	0	34	0	120
	Malcolm X	39	17	0	0	0	8	0	64
	Olive-Harvey	93	11	0	0	0	1	0	105
	Truman	54	7	0	0	0	22	0	83
	Washington	89	19	0	0	0	69	0	177
	Wilbur Wright	191	24	0	3	1	24	0	243
507	Danville	6	12	103	2	0	0	0	123
502	DuPage	660	104	0	8	0	90	0	862
509	Elgin	325	118	0	9	2	7	0	461
512	Harper	629	23	0	1	5	0	0	658
540	Heartland	345	45	0	3	0	0	0	393
519	Highland	96	63	0	3	0	8	0	170
514	Illinois Central	0	0	545	7	0	101	0	653
529	Illinois Eastern	(7)	(156)	(183)	(0)	(1)	(58)	(0)	(405)
	Frontier	1	29	26	0	0	7	0	63
	Lincoln Trail	2	30	43	0	0	36	0	111
	Olney Central	3	46	89	0	1	4	0	143
	Wabash	1	51	25	0	0	11	0	88
513	Illinois Valley	158	163	0	5	0	19	0	345
525	Joliet	318	38	0	0	0	22	0	378
520	Kankakee	47	34	0	3	5	36	0	125
501	Kaskaskia	184	11	0	0	0	28	0	223
523	Kishwaukee	114	199	0	2	0	0	0	315
532	Lake County	448	77	0	5	0	0	0	530
517	Lake Land	97	185	0	0	0	45	0	327
536	Lewis & Clark	40	232	0	0	1	2	0	275
526	Lincoln Land	211	171	0	4	6	28	1	421
530	Logan	123	142	0	1	0	5	0	271
528	McHenry	14	253	0	2	7	20	0	296
524	Moraine Valley	380	371	0	0	4	0	0	755
527	Morton	99	28	0	0	0	32	0	159
535	Oakton	225	4	0	4	1	0	0	234
505	Parkland	176	196	0	14	11	27	0	424
515	Prairie State	136	23	0	0	0	5	0	164
521	Rend Lake	154	80	0	0	0	0	0	234
537	Richland	102	65	0	2	0	2	0	171
511	Rock Valley	366	71	0	0	0	1	0	438
518	Sandburg	69	66	0	0	6	20	0	161
506	Sauk Valley	44	121	0	4	1	8	0	178
531	Shawnee	51	10	0	1	0	7	0	69
510	South Suburban	100	64	0	3	0	0	0	167
533	Southeastern	80	56	0	0	0	16	0	152
522	Southwestern*	466	229	0	0	6	0	0	701
534	Spoon River	101	51	0	0	0	7	0	159
504	Triton	188	115	0	1	1	19	0	324
516	Waubonsee	85	216	0	0	0	21	7	329
539	Wood	85	96	0	0	0	0	0	181
	TOTALS	7,711	4,068	831	93	58	811	8	13,580

*Formerly Belleville Area College

SOURCE OF DATA: Annual Enrollment & Completion Data (A1)

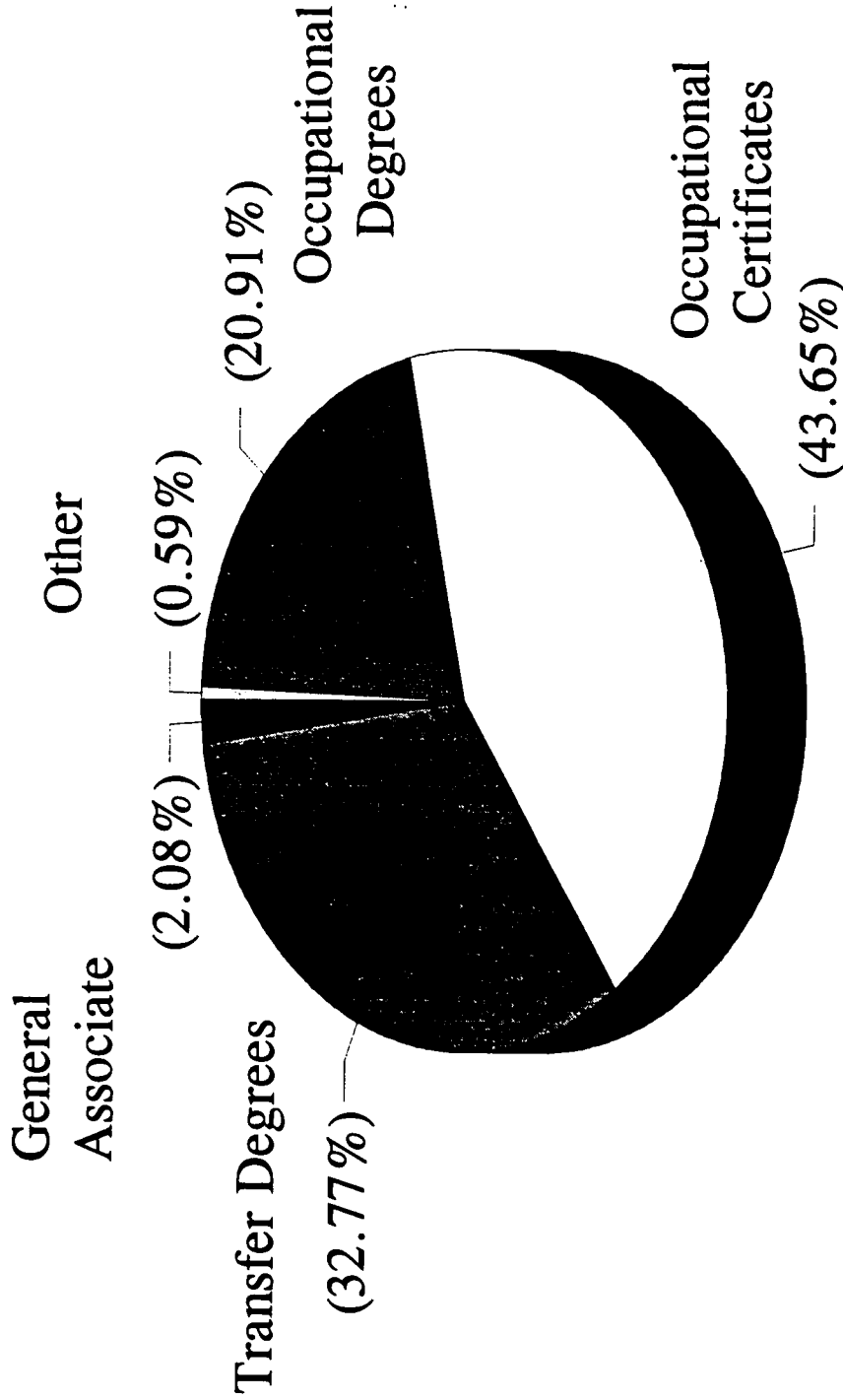


Figure 3. FY 2002 Annual Duplicated Completers
in Broad Program Categories

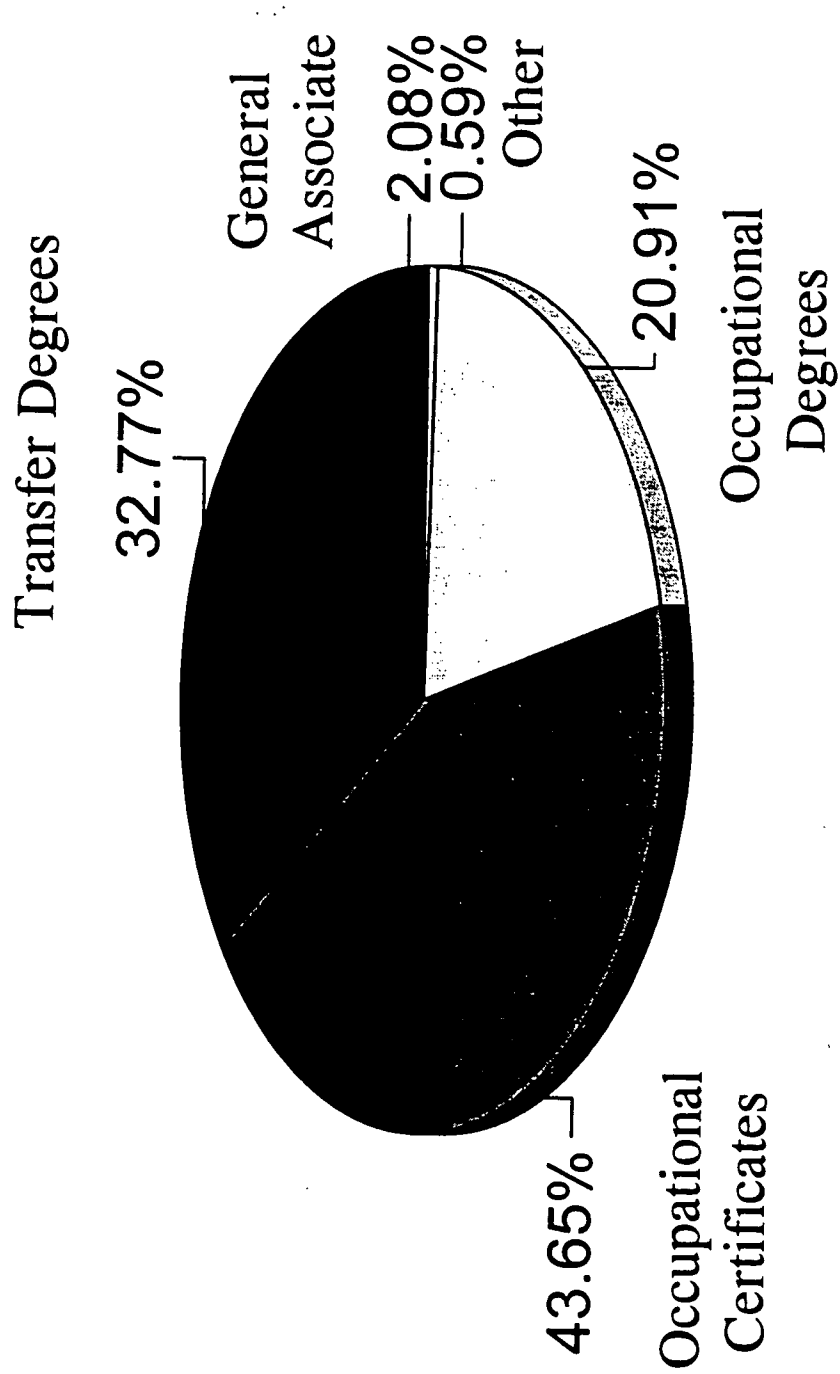


Figure 3. FY 2002 Annual Duplicated Completers in Broad Program Categories

Illinois Community College Board
Table III-9
ANNUAL DUPLICATED COMPLETERS BY ACADEMIC PROGRAM BY COLLEGE
FOR FISCAL YEAR 2002

Dist. No.	District/College	Ag Bus/Mgmt, Gen 12 010101	Ag Mechanics, Gen 12 010201	Ag Production, Gen 12 010301	Animal Prod 12 010302	Ag Supplies 12 010501	Animal Trainer 12 010505	Horse Mgmt/Training 12 010507	Horticulture, Gen 12 010601	Arboriculture 12 010602	Ornamental Hort 12 010603	Greenhouse Op/Mgmt 12 010604
503	Black Hawk	5	1	7	23	0	0	24	19	0	0	0
508	Chicago	(0)	(0)	(0)	(0)	(0)	(0)	(0)	(0)	(0)	(0)	(0)
	Daley	0	0	0	0	0	0	0	0	0	0	0
	Kennedy-King	0	0	0	0	0	0	0	0	0	0	0
	Malcolm X	0	0	0	0	0	0	0	0	0	0	0
	Olive-Harvey	0	0	0	0	0	0	0	0	0	0	0
	Truman	0	0	0	0	0	0	0	0	0	0	0
	Washington	0	0	0	0	0	0	0	0	0	0	0
	Wilbur Wright	0	0	0	0	0	0	0	0	0	0	0
507	Danville	2	0	0	0	0	0	0	0	0	0	0
502	DuPage	0	0	0	0	0	0	0	11	0	2	1
509	Elgin	0	0	0	0	0	0	0	0	0	0	0
512	Harper	0	0	0	0	0	0	0	3	1	9	0
540	Heartland	0	0	0	0	0	0	0	0	0	0	0
519	Highland	0	0	1	0	0	0	0	0	0	0	0
514	Illinois Central	7	17	0	0	0	0	0	37	0	0	0
529	Illinois Eastern	(16)	(0)	(5)	(0)	(0)	(0)	(0)	(12)	(0)	(0)	(0)
	Frontier	0	0	0	0	0	0	0	0	0	0	0
	Lincoln Trail	0	0	0	0	0	0	0	12	0	0	0
	Olney Central	0	0	0	0	0	0	0	0	0	0	0
	Wabash	16	0	5	0	0	0	0	0	0	0	0
513	Illinois Valley	0	0	0	0	0	0	0	0	0	2	0
525	Joliet	11	0	9	0	0	0	0	33	0	4	0
520	Kankakee	0	0	0	0	0	0	0	0	0	0	0
501	Kaskaskia	11	0	0	0	0	0	0	25	0	0	0
523	Kishwaukee	3	26	2	0	0	0	0	6	0	6	7
532	Lake County	0	0	0	0	0	0	0	0	1	7	0
517	Lake Land	11	14	13	1	0	15	0	36	0	0	0
536	Lewis & Clark	0	0	0	0	0	0	0	0	0	0	0
526	Lincoln Land	0	0	11	0	0	0	0	0	0	0	0
530	Logan	0	0	0	0	0	0	0	0	0	0	0
528	McHenry	0	0	0	0	0	0	0	0	0	0	0
524	Moraine Valley	0	0	0	0	0	0	0	5	0	2	0
527	Morton	0	0	0	0	0	0	0	0	0	0	0
535	Oakton	0	0	0	0	0	0	0	0	0	0	0
505	Parkland	11	2	0	2	0	0	0	0	0	0	0
515	Prairie State	0	0	0	0	0	0	0	0	0	0	0
521	Rend Lake	2	7	10	0	0	0	0	0	0	0	0
537	Richland	0	0	0	0	1	0	0	32	0	0	0
511	Rock Valley	0	0	0	0	0	0	0	6	0	0	0
518	Sandburg	0	0	1	0	0	0	0	0	0	0	0
506	Sauk Valley	0	0	0	0	0	0	0	0	0	0	0
531	Shawnee	0	0	1	0	0	0	0	0	0	0	0
510	South Suburban	0	0	0	0	0	0	0	0	0	0	0
533	Southeastern	0	0	0	0	0	0	0	37	0	0	0
522	Southwestern*	0	0	0	0	0	0	0	17	0	0	0
534	Spoon River	0	7	5	0	0	0	0	0	0	0	0
504	Triton	0	0	0	0	0	0	0	0	0	0	0
516	Waubonsee	0	0	0	0	0	0	0	0	0	0	2
539	Wood	13	0	0	5	0	0	0	0	0	0	0
	TOTALS	92	74	65	31	1	15	24	283	2	32	10

*Formerly Belleville Area College

SOURCE OF DATA: Annual Enrollment & Completion Data (A1)

Illinois Community College Board
 Table III-9
 ANNUAL DUPLICATED COMPLETERS BY ACADEMIC PROGRAM BY COLLEGE
 FOR FISCAL YEAR 2002

Dist. No.	District/College	Landscaping 12 010605	Nursery Op/Mgmt 12 010606	Turf Mgmt 12 010607	Parks/Grounds Mgmt 12 010610	Fstry Prod/Proc, Gen 12 030401	Wildlife Mgmt 12 030601	Microcomp Apps 12 070308	Ofc Supr/Mgmt 12 070401	Fashion Merch 12 080102	Entrepreneurship 12 080301	Ind Marketing 12 080702
503	Black Hawk	0	0	0	0	0	0	0	0	0	0	0
508	Chicago	(0)	(0)	(0)	(0)	(0)	(0)	(0)	(0)	(0)	(0)	(0)
	Daley	0	0	0	0	0	0	0	0	0	0	0
	Kennedy-King	0	0	0	0	0	0	0	0	0	0	0
	Malcolm X	0	0	0	0	0	0	0	0	0	0	0
	Olive-Harvey	0	0	0	0	0	0	0	0	0	0	0
	Truman	0	0	0	0	0	0	0	0	0	0	0
	Washington	0	0	0	0	0	0	0	0	0	0	0
	Wilbur Wright	0	0	0	0	0	0	0	0	0	0	0
507	Danville	2	0	0	0	0	0	0	0	0	0	0
502	DuPage	7	2	1	0	0	0	0	0	8	0	0
509	Elgin	0	0	0	0	0	0	0	8	0	0	0
512	Harper	2	0	0	1	0	0	0	0	7	0	3
540	Heartland	0	0	0	0	0	0	0	0	0	0	0
519	Highland	0	0	0	0	0	0	0	0	0	0	0
514	Illinois Central	0	0	0	0	0	0	0	0	0	0	0
529	Illinois Eastern	(0)	(0)	(0)	(0)	(0)	(0)	(0)	(0)	(0)	(0)	(0)
	Frontier	0	0	0	0	0	0	0	0	0	0	0
	Lincoln Trail	0	0	0	0	0	0	0	0	0	0	0
	Olney Central	0	0	0	0	0	0	0	0	0	0	0
	Wabash	0	0	0	0	0	0	0	0	0	0	0
513	Illinois Valley	0	0	0	0	0	0	0	0	0	0	0
525	Joliet	0	1	3	0	0	0	5	0	4	0	0
520	Kankakee	0	0	0	0	0	0	0	0	0	0	0
501	Kaskaskia	0	0	0	0	0	0	0	0	0	0	0
523	Kishwaukee	7	1	15	0	0	0	0	0	0	0	0
532	Lake County	20	0	3	0	0	0	0	0	0	0	0
517	Lake Land	0	0	0	0	0	0	0	0	0	1	0
536	Lewis & Clark	0	0	3	0	0	0	0	0	0	0	0
526	Lincoln Land	4	0	0	0	0	0	0	0	0	0	0
530	Logan	0	0	0	0	0	0	0	0	5	0	0
528	McHenry	4	0	0	1	0	0	0	0	0	0	0
524	Moraine Valley	0	0	0	0	0	0	0	0	0	0	0
527	Morton	0	0	0	0	0	0	0	0	0	0	0
535	Oakton	0	0	0	0	0	0	0	0	0	0	0
505	Parkland	2	0	0	0	0	0	0	0	0	0	0
515	Prairie State	0	0	0	0	0	0	0	0	0	0	0
521	Rend Lake	0	0	0	0	0	0	0	0	0	0	0
537	Richland	0	0	0	0	0	0	0	0	0	0	0
511	Rock Valley	0	0	0	0	0	0	0	0	0	0	0
518	Sandburg	0	0	0	0	0	0	0	0	0	0	0
506	Sauk Valley	0	0	0	0	0	0	0	0	0	0	0
531	Shawnee	0	0	0	0	0	2	0	0	0	0	0
510	South Suburban	0	0	0	0	0	0	0	0	0	2	0
533	Southeastern	3	0	0	0	5	12	0	0	0	0	0
522	Southwestern*	0	0	0	0	0	0	0	0	0	0	0
534	Spoon River	0	0	0	0	0	0	0	0	0	0	0
504	Triton	3	0	0	0	0	0	0	0	0	0	0
516	Waubonsee	0	0	0	0	0	0	0	0	0	0	0
539	Wood	0	0	0	0	0	0	0	0	0	0	0
	TOTALS	54	4	25	2	5	14	5	8	24	3	3

*Formerly Belleville Area College

SOURCE OF DATA: Annual Enrollment & Completion Data (A1)



Illinois Community College Board
Table III-9
ANNUAL DUPLICATED COMPLETERS BY ACADEMIC PROGRAM BY COLLEGE
FOR FISCAL YEAR 2002

Dist. No.	District/College	Retailing 12 080705	Gen Mktg/Sales 12 080706	Gen Mktg Op 12 080708	Gen Distrib Op 12 080709	Rec Prod/Svcs Mktg Ops 12 080903	Insurance Mktg Ops 12 081001	Travel Svcs Mktg 12 081105	Journalism 12 090401	Radio/TV, Gen 12 090701	Ed Media Tech 12 100101	Radio/TV Prod 12 100104
503	Black Hawk	4	0	0	0	0	0	0	0	0	0	0
508	Chicago	(0)	(7)	(0)	(0)	(0)	(0)	(3)	(0)	(18)	(0)	(0)
	Daley	0	0	0	0	0	0	0	0	0	0	0
	Kennedy-King	0	0	0	0	0	0	0	0	18	0	0
	Malcolm X	0	0	0	0	0	0	0	0	0	0	0
	Olive-Harvey	0	7	0	0	0	0	0	0	0	0	0
	Truman	0	0	0	0	0	0	0	0	0	0	0
	Washington	0	0	0	0	0	0	0	0	0	0	0
	Wilbur Wright	0	0	0	0	0	0	3	0	0	0	0
507	Danville	0	10	0	0	0	0	0	0	0	0	0
502	DuPage	0	30	0	6	0	0	101	1	0	7	0
509	Elgin	1	5	0	0	0	0	6	0	0	0	0
512	Harper	9	3	0	11	0	0	0	2	0	0	0
540	Heartland	0	0	0	0	0	1	0	0	0	0	0
519	Highland	0	1	0	0	0	0	0	0	0	0	0
514	Illinois Central	0	2	0	0	0	0	1	0	0	0	0
529	Illinois Eastern	(15)	(8)	(0)	(0)	(0)	(0)	(0)	(0)	(0)	(0)	(3)
	Frontier	0	0	0	0	0	0	0	0	0	0	0
	Lincoln Trail	0	0	0	0	0	0	0	0	0	0	0
	Olney Central	0	0	0	0	0	0	0	0	0	0	0
	Wabash	15	8	0	0	0	0	0	0	0	0	3
513	Illinois Valley	0	7	0	0	0	0	0	0	0	0	0
525	Joliet	6	10	0	0	0	0	0	0	0	0	0
520	Kankakee	0	0	0	0	0	0	0	0	0	0	0
501	Kaskaskia	2	0	0	0	0	0	0	0	0	0	0
523	Kishwaukee	6	0	0	0	0	0	0	0	0	0	0
532	Lake County	0	5	0	0	0	0	0	0	0	0	0
517	Lake Land	17	1	0	0	0	0	0	0	3	0	0
536	Lewis & Clark	0	0	0	0	0	0	0	0	6	0	0
526	Lincoln Land	0	1	0	0	0	0	0	0	0	0	0
530	Logan	0	6	0	0	0	0	1	0	0	0	0
528	McHenry	0	3	0	0	0	0	0	0	0	0	0
524	Moraine Valley	4	0	0	0	2	0	33	0	0	0	0
527	Morton	0	0	0	0	0	0	0	0	0	0	0
535	Oakton	0	0	0	2	0	0	0	0	0	0	0
505	Parkland	0	4	0	0	0	0	3	0	5	0	0
515	Prairie State	0	0	0	0	0	0	0	0	0	0	0
521	Rend Lake	0	0	0	0	0	0	0	0	0	0	0
537	Richland	0	0	0	0	0	0	0	0	0	0	0
511	Rock Valley	0	2	0	0	0	0	0	0	0	0	0
518	Sandburg	0	6	0	0	0	0	0	0	0	0	0
506	Sauk Valley	0	4	0	0	0	0	0	0	0	0	0
531	Shawnee	0	0	0	0	0	0	0	0	0	0	0
510	South Suburban	0	0	0	0	0	0	0	0	0	0	0
533	Southeastern	0	0	0	0	0	0	0	0	0	0	0
522	Southwestern*	0	11	0	0	0	0	0	0	0	0	0
534	Spoon River	0	0	0	0	0	0	0	0	0	0	0
504	Triton	0	6	0	0	0	0	0	0	0	0	0
516	Waubonsee	3	0	1	0	0	0	1	0	0	0	0
539	Wood	0	0	0	0	0	0	0	0	0	0	0
	TOTALS	67	132	1	19	2	1	149	3	32	7	3

*Formerly Belleville Area College
SOURCE OF DATA: Annual Enrollment & Completion Data (A1)

Illinois Community College Board
Table III-9
ANNUAL DUPLICATED COMPLETERS BY ACADEMIC PROGRAM BY COLLEGE
FOR FISCAL YEAR 2002

Dist. No.	District/College	Funeral Svcs 12 120301	Cosmetologist 12 120403	Massage 12 120405	Nail Technology 12 120410	Baker/Pastry Chef 12 120501	Cul Arts/Chef Trng 12 120503	Restaurant Op Mngr 12 120504	Cook/Asst Training 12 120505	Teaching ESL 12 131401	Teacher Asst/Aide 12 131501	Architect Engineering Tech 12 150101
503	Black Hawk	0	0	0	0	0	25	0	0	0	0	0
508	Chicago	(17)	(61)	(0)	(0)	(10)	(96)	(0)	(0)	(0)	(2)	(0)
	Daley	0	0	0	0	0	0	0	0	0	0	0
	Kennedy-King	0	0	0	0	10	96	0	0	0	2	0
	Malcolm X	17	0	0	0	0	0	0	0	0	0	0
	Olive-Harvey	0	0	0	0	0	0	0	0	0	0	0
	Truman	0	61	0	0	0	0	0	0	0	0	0
	Washington	0	0	0	0	0	0	0	0	0	0	0
	Wilbur Wright	0	0	0	0	0	0	0	0	0	0	0
507	Danville	0	8	0	0	0	0	0	0	0	1	0
502	DuPage	0	0	3	0	6	6	2	0	0	0	0
509	Elgin	0	0	0	0	32	21	2	0	0	0	0
512	Harper	0	0	0	0	2	1	6	0	0	0	0
540	Heartland	0	0	0	0	0	0	0	0	0	0	0
519	Highland	0	9	0	0	0	0	0	0	0	0	0
514	Illinois Central	0	0	0	0	0	33	0	0	0	0	0
529	Illinois Eastern	(0)	(20)	(0)	(0)	(0)	(19)	(0)	(0)	(0)	(7)	(0)
	Frontier	0	0	0	0	0	0	0	0	0	5	0
	Lincoln Trail	0	0	0	0	0	19	0	0	0	2	0
	Olney Central	0	20	0	0	0	0	0	0	0	0	0
	Wabash	0	0	0	0	0	0	0	0	0	0	0
513	Illinois Valley	0	0	6	0	0	12	0	0	0	0	0
525	Joliet	0	0	0	0	0	29	3	0	0	2	0
520	Kankakee	0	0	0	0	0	0	0	0	0	0	0
501	Kaskaskia	0	22	0	8	0	24	0	0	0	4	0
523	Kishwaukee	0	0	23	0	0	0	0	0	0	0	0
532	Lake County	0	0	0	0	0	5	2	0	0	0	0
517	Lake Land	0	33	0	0	0	51	0	0	0	6	0
536	Lewis & Clark	0	0	0	0	0	0	5	0	0	7	0
526	Lincoln Land	0	0	0	0	0	0	3	0	0	3	0
530	Logan	0	29	0	0	0	0	0	0	0	2	0
528	McHenry	0	0	0	0	0	0	0	0	0	0	0
524	Moraine Valley	0	0	0	0	1	0	10	0	0	14	0
527	Morton	0	0	8	0	0	0	0	0	0	0	0
535	Oakton	0	0	0	0	0	0	2	0	0	0	0
505	Parkland	0	0	0	0	0	0	3	0	8	0	0
515	Prairie State	0	0	0	0	0	0	0	0	0	3	0
521	Rend Lake	0	0	15	0	0	25	0	0	0	0	0
537	Richland	0	0	0	0	0	0	1	7	0	0	0
511	Rock Valley	0	0	0	0	0	0	0	0	0	0	0
518	Sandburg	13	19	0	5	0	0	0	0	0	0	1
506	Sauk Valley	0	0	0	0	0	0	0	0	0	0	0
531	Shawnee	0	2	0	0	0	0	0	0	0	0	0
510	South Suburban	0	0	0	0	0	0	0	0	0	2	0
533	Southeastern	0	31	0	0	0	17	0	0	0	0	0
522	Southwestern*	0	0	80	0	0	17	4	0	0	0	0
534	Spoon River	0	0	0	0	0	0	0	0	0	0	0
504	Triton	0	0	0	0	0	12	7	0	0	2	0
516	Waubensee	0	0	25	0	0	0	0	0	0	0	0
539	Wood	0	0	0	0	0	1	3	0	0	0	0
	TOTALS	30	234	160	13	51	394	53	7	8	55	1

*Formerly Belleville Area College

SOURCE OF DATA: Annual Enrollment & Completion Data (A1)

Illinois Community College Board
Table III-9
ANNUAL DUPLICATED COMPLETERS BY ACADEMIC PROGRAM BY COLLEGE
FOR FISCAL YEAR 2002

Dist. No.	District/College	Civil Tech 12 150201	Comp Tech 12 150301	Electronic Tech 12 150303	Telecom Elec 12 150310	Biomed Equip Tech 12 150401	Comp Svc Tech 12 150402	Electromech Tech 12 150403	Instru Tech 12 150404	Robotics Tech 12 150405	Fluid Power Tech 12 150410	Automated Manuf Tech 12 150411
503	Black Hawk	1	0	0	0	0	0	9	0	0	0	0
508	Chicago	(0)	(0)	(1)	(0)	(0)	(3)	(0)	(0)	2	0	2
	Daley	0	0	0	0	0	0	0	0	(0)	(0)	(0)
	Kennedy-King	0	0	0	0	0	0	0	0	0	0	0
	Malcolm X	0	0	0	0	0	0	0	0	0	0	0
	Olive-Harvey	0	0	0	0	0	0	0	0	0	0	0
	Truman	0	0	1	0	0	3	0	0	0	0	0
	Washington	0	0	0	0	0	0	0	0	0	0	0
	Wilbur Wright	0	0	0	0	0	0	0	0	0	0	0
507	Danville	0	0	0	0	0	0	0	0	0	0	0
502	DuPage	0	0	9	0	0	15	0	0	0	0	0
509	Elgin	0	0	12	0	0	0	0	0	0	0	4
512	Harper	0	0	11	0	0	0	0	0	0	0	5
540	Heartland	0	0	1	0	0	2	1	0	0	0	0
519	Highland	0	0	0	0	0	0	0	0	0	0	2
514	Illinois Central	0	0	16	0	0	0	0	0	0	0	0
529	Illinois Eastern	(0)	(0)	(14)	(47)	(0)	(0)	(0)	(0)	13	0	1
	Frontier	0	0	0	0	0	0	0	0	(0)	(0)	(0)
	Lincoln Trail	0	0	0	47	0	0	0	0	0	0	0
	Olney Central	0	0	0	0	0	0	0	0	0	0	0
	Wabash	0	0	14	0	0	0	0	0	0	0	0
513	Illinois Valley	0	0	5	0	0	0	0	0	0	0	0
525	Joliet	0	0	15	0	0	0	0	0	0	0	3
520	Kankakee	0	0	3	0	0	0	0	0	0	0	0
501	Kaskaskia	0	0	31	0	0	0	0	0	0	0	0
523	Kishwaukee	0	0	2	0	0	0	0	0	0	0	0
532	Lake County	0	0	3	0	0	0	0	0	0	0	2
517	Lake Land	28	1	7	11	0	0	0	0	0	0	4
536	Lewis & Clark	0	0	0	0	0	0	11	0	0	0	0
526	Lincoln Land	0	0	9	0	0	0	0	0	0	0	0
530	Logan	0	0	41	0	0	0	0	0	0	0	0
528	McHenry	0	0	16	0	0	0	0	0	0	0	8
524	Moraine Valley	0	1	2	0	0	0	0	0	0	0	0
527	Morton	0	0	0	3	0	0	0	3	0	0	1
535	Oakton	0	0	5	0	0	0	0	0	0	0	0
505	Parkland	0	0	1	0	1	4	0	0	0	0	16
515	Prairie State	0	0	0	0	0	0	0	0	0	0	0
521	Rend Lake	0	31	9	0	0	0	0	0	0	0	0
537	Richland	0	0	0	0	1	0	0	0	0	0	0
511	Rock Valley	0	0	6	0	0	0	0	0	0	0	2
518	Sandburg	0	0	13	0	0	0	0	0	0	0	0
506	Sauk Valley	0	0	10	0	0	0	0	0	0	0	0
531	Shawnee	0	0	2	0	0	0	0	0	0	0	0
510	South Suburban	0	0	22	0	1	0	0	0	0	0	0
533	Southeastern	0	0	0	0	0	0	0	0	0	0	0
522	Southwestern*	0	0	15	0	0	0	0	0	0	0	0
534	Spoon River	0	0	4	0	0	0	0	0	0	0	0
504	Triton	0	0	0	0	0	18	0	0	0	0	0
516	Waubonsee	0	0	5	0	0	0	0	0	0	0	9
539	Wood	0	0	1	0	0	1	0	0	3	1	2
	TOTALS	29	33	291	61	3	43	21	3	18	1	61

*Formerly Belleville Area College

SOURCE OF DATA: Annual Enrollment & Completion Data (A1)

Illinois Community College Board
Table III-9
ANNUAL DUPLICATED COMPLETERS BY ACADEMIC PROGRAM BY COLLEGE
FOR FISCAL YEAR 2002

Dist. No.	District/College	Envir/Pollution Tech 12 150507	Industrial Tech 12 150603	Plastic Tech 12 150607	Quality Control Tech 12 150702	Mech Design Tech 12 150805	Comp-Aided Design 12 150810	Mining Tech 12 150901	Construct/Bldg Tech 12 151001	Surveying 12 151102	Mental Health Tech 12 170406	Child Care/Dev 12 200202
503	Black Hawk	0	1	0	0	0	1	0	0	0	0	20
508	Chicago	(8)	(0)	(0)	(0)	(0)	(27)	(0)	(0)	(0)	(0)	(239)
	Daley	0	0	0	0	0	0	0	0	0	0	24
	Kennedy-King	0	0	0	0	0	0	0	0	0	0	42
	Malcolm X	0	0	0	0	0	0	0	0	0	0	50
	Olive-Harvey	0	0	0	0	0	0	0	0	0	0	51
	Truman	0	0	0	0	0	0	0	0	0	0	46
	Washington	0	0	0	0	0	0	0	0	0	0	26
	Wilbur Wright	8	0	0	0	0	27	0	0	0	0	0
507	Danville	0	4	0	0	0	4	0	0	0	0	7
502	DuPage	0	0	12	0	0	5	0	0	0	0	25
509	Elgin	0	0	1	0	0	88	0	0	0	0	57
512	Harper	0	1	0	0	1	0	0	0	0	1	38
540	Heartland	0	0	0	0	0	5	0	0	0	0	21
519	Highland	0	21	0	0	0	0	0	0	0	0	9
514	Illinois Central	0	5	0	0	6	6	0	0	0	0	34
529	Illinois Eastern	(0)	(4)	(0)	(13)	(1)	(5)	(1)	(0)	(0)	(0)	(10)
	Frontier	0	0	0	10	0	0	0	0	0	0	0
	Lincoln Trail	0	0	0	2	1	5	0	0	0	0	0
	Olney Central	0	0	0	0	0	0	0	0	0	0	0
	Wabash	0	4	0	1	0	0	1	0	0	0	10
513	Illinois Valley	0	0	0	0	0	11	0	0	0	0	17
525	Joliet	0	2	0	0	9	0	0	0	0	0	13
520	Kankakee	0	0	0	0	0	13	0	0	0	0	11
501	Kaskaskia	0	0	0	0	0	1	0	0	0	0	17
523	Kishwaukee	0	0	0	0	0	13	0	0	0	0	5
532	Lake County	0	0	0	0	2	17	0	6	0	0	4
517	Lake Land	0	0	0	0	5	12	0	0	0	0	38
536	Lewis & Clark	0	1	0	0	0	17	0	0	0	0	16
526	Lincoln Land	0	0	0	0	0	0	0	0	1	0	5
530	Logan	0	0	0	0	0	19	0	0	0	0	10
528	McHenry	0	0	2	0	1	2	0	0	0	0	8
524	Moraine Valley	0	0	0	17	9	12	0	0	0	0	11
527	Morton	0	0	0	0	0	7	0	0	0	0	0
535	Oakton	0	0	0	0	5	18	0	0	0	0	29
505	Parkland	0	6	0	0	0	5	0	0	0	0	13
515	Prairie State	0	0	0	0	1	2	0	0	0	0	10
521	Rend Lake	0	1	0	0	0	8	0	0	0	0	12
537	Richland	0	1	0	0	0	0	0	0	0	0	36
511	Rock Valley	0	7	0	6	0	10	0	0	0	0	14
518	Sandburg	0	0	0	0	2	0	0	0	0	0	8
506	Sauk Valley	0	0	0	0	2	2	0	0	0	0	1
531	Shawnee	0	0	0	0	0	0	0	0	0	0	2
510	South Suburban	0	0	0	0	0	9	0	0	0	0	10
533	Southeastern	0	0	0	0	0	0	0	0	0	0	11
522	Southwestern*	0	0	0	0	0	0	0	0	0	0	26
534	Spoon River	0	0	0	0	0	0	0	0	0	0	0
504	Triton	0	0	1	0	4	14	0	0	0	0	20
516	Waubonsee	0	0	0	0	0	9	0	0	0	0	15
539	Wood	0	0	0	0	0	1	0	0	0	0	11
	TOTALS	8	54	16	36	48	343	1	6	1	1	833

*Formerly Belleville Area College

SOURCE OF DATA: Annual Enrollment & Completion Data (A1)

Illinois Community College Board
Table III-9
ANNUAL DUPLICATED COMPLETERS BY ACADEMIC PROGRAM BY COLLEGE
FOR FISCAL YEAR 2002

Dist. No.	District/College	Fash Design/Coord 12 200306	Food Prod Mgmt, Gen 12 200401	Baking 12 200402	Dietetic Aide/Assig 12 200404	Food Srvc/Rest Mgmt 12 200406	Home Furn/Equip Inst, Other 12 200501	Elder Care Provider 12 200602	Custodial Services 12 200604	Paralegal/Legal Assst 12 220103	Tech/Bus Writing 12 231101	AGS/AGE/ALS 12 240102
503	Black Hawk	0	0	0	0	0	0	0	49	3	1	0
508	Chicago	(0)	(777)	(0)	(15)	(0)	(0)	(0)	(0)	(0)	(0)	(0)
	Daley	0	0	0	0	0	0	0	0	0	0	0
	Kennedy-King	0	0	0	0	0	0	0	0	0	0	0
	Malcolm X	0	0	0	15	0	0	0	0	0	0	0
	Olive-Harvey	0	0	0	0	0	0	0	0	0	0	0
	Truman	0	0	0	0	0	0	0	0	0	0	0
	Washington	0	777	0	0	0	0	0	0	0	0	0
	Wilbur Wright	0	0	0	0	0	0	0	0	0	0	0
507	Danville	0	0	0	0	0	0	0	0	0	0	0
502	DuPage	10	0	0	0	0	8	3	0	0	0	0
509	Elgin	0	0	2	0	1	0	1	0	48	0	0
512	Harper	7	0	0	3	0	16	0	0	42	0	0
540	Heartland	0	0	0	0	0	0	0	0	0	0	0
519	Highland	0	0	0	0	0	0	0	0	0	0	0
514	Illinois Central	0	0	0	0	0	1	0	38	17	0	0
529	Illinois Eastern	(0)	(0)	(0)	(0)	(0)	(0)	(0)	(26)	(0)	(0)	(0)
	Frontier	0	0	0	0	0	0	0	0	0	0	0
	Lincoln Trail	0	0	0	0	0	0	0	26	0	0	0
	Olney Central	0	0	0	0	0	0	0	0	0	0	0
	Wabash	0	0	0	0	0	0	0	0	0	0	0
513	Illinois Valley	0	0	0	0	0	0	0	0	0	0	0
525	Joliet	0	0	0	0	0	5	0	0	0	0	0
520	Kankakee	0	0	0	0	0	0	0	0	0	0	0
501	Kaskaskia	0	0	0	0	0	0	0	32	0	0	0
523	Kishwaukee	0	0	0	0	0	0	0	0	0	0	0
532	Lake County	0	0	0	0	0	0	0	0	0	0	0
517	Lake Land	0	0	0	0	0	0	0	108	0	0	0
536	Lewis & Clark	0	0	0	0	0	0	4	0	0	0	0
526	Lincoln Land	0	0	0	3	0	0	0	0	0	0	0
530	Logan	0	0	0	0	0	0	0	0	0	0	0
528	McHenry	0	0	0	0	0	0	0	0	0	0	0
524	Moraine Valley	0	0	0	0	0	0	0	0	0	0	0
527	Morton	0	0	0	0	0	0	0	0	0	0	0
535	Oakton	0	0	0	0	0	0	0	0	0	0	0
505	Parkland	0	0	0	0	0	0	0	0	0	0	0
515	Prairie State	0	0	0	0	0	7	0	0	0	0	0
521	Rend Lake	0	0	0	0	0	0	0	32	0	0	0
537	Richland	0	0	0	0	0	0	0	14	0	0	0
511	Rock Valley	0	0	0	0	0	0	0	0	0	0	0
518	Sandburg	0	0	0	0	0	0	0	34	0	0	0
506	Sauk Valley	0	0	0	0	0	0	0	0	0	0	0
531	Shawnee	0	0	0	0	0	0	0	0	0	0	0
510	South Suburban	0	0	0	0	0	0	0	0	23	0	0
533	Southeastern	0	0	0	0	0	0	0	56	0	0	0
522	Southwestern*	0	5	0	0	0	0	0	0	21	0	0
534	Spoon River	0	0	0	0	0	0	0	0	0	0	0
504	Triton	0	0	0	0	0	3	0	0	0	0	1
516	Waubonsee	0	0	0	0	0	0	0	0	0	0	0
539	Wood	0	0	0	0	0	0	0	0	0	0	0
	TOTALS	17	782	2	23	1	40	8	389	154	9	1

*Formerly Belleville Area College

SOURCE OF DATA: Annual Enrollment & Completion Data (A1)

Illinois Community College Board
Table III-9
ANNUAL DUPLICATED COMPLETERS BY ACADEMIC PROGRAM BY COLLEGE
FOR FISCAL YEAR 2002

Dist. No.	District/College	Library Assisting 12 250301	Parks/Rec/Leisure Fac Mgmt 12 310301	Hlth/Physical Ed 12 310501	Biological Tech 12 410101	Nuclear Power Tech 12 410205	Chem Tech 12 410301	Corrections 12 430102	Law Enforcement/Police Sci 12 430107	Security Svc (Private) 12 430109	Criminal Just/Correc 12 430199	Fire Cntrl/Sfty Tech 12 430201
503	Black Hawk	6	0	0	0	0	0	0	3	0	0	0
508	Chicago	(0)	(0)	(0)	(4)	(0)	(0)	(0)	(42)	(1)	(0)	(9)
	Daley	0	0	0	0	0	0	0	28	1	0	0
	Kennedy-King	0	0	0	0	0	0	0	0	0	0	0
	Malcolm X	0	0	0	0	0	0	0	0	0	0	0
	Olive-Harvey	0	0	0	0	0	0	0	0	0	0	0
	Truman	0	0	0	4	0	0	0	2	0	0	0
	Washington	0	0	0	0	0	0	0	4	0	0	9
	Wilbur Wright	0	0	0	0	0	0	0	8	0	0	0
507	Danville	0	0	0	0	0	0	0	3	0	0	0
502	DuPage	41	0	0	0	0	0	0	26	0	0	27
509	Elgin	0	0	0	0	0	0	0	6	0	14	7
512	Harper	0	0	0	0	0	0	0	21	0	0	1
540	Heartland	0	0	0	0	0	0	0	0	0	0	0
519	Highland	0	0	0	0	0	0	0	0	0	0	0
514	Illinois Central	3	0	0	0	0	0	0	28	0	0	22
529	Illinois Eastern	(0)	(0)	(0)	(0)	(0)	(0)	(0)	(10)	(0)	(0)	(0)
	Frontier	0	0	0	0	0	0	0	0	0	0	0
	Lincoln Trail	0	0	0	0	0	0	0	0	0	0	0
	Olney Central	0	0	0	0	0	0	0	10	0	0	0
	Wabash	0	0	0	0	0	0	0	0	0	0	0
513	Illinois Valley	0	0	0	0	0	0	0	4	0	0	0
525	Joliet	0	0	0	0	2	0	20	8	0	0	13
520	Kankakee	0	0	0	0	0	0	0	14	0	0	0
501	Kaskaskia	0	0	0	0	0	0	0	22	0	0	0
523	Kishwaukee	0	0	0	0	0	0	0	6	0	0	0
532	Lake County	2	0	0	0	0	0	0	20	0	0	6
517	Lake Land	0	0	0	0	0	0	0	2	0	0	0
536	Lewis & Clark	3	0	0	0	0	0	0	14	0	0	16
526	Lincoln Land	0	0	0	0	0	0	0	41	43	0	3
530	Logan	0	0	0	0	0	0	0	39	0	0	1
528	McHenry	0	0	10	0	0	0	0	2	0	0	0
524	Moraine Valley	0	1	0	0	0	0	0	51	1	0	13
527	Morton	0	0	0	0	0	0	0	20	0	0	0
535	Oakton	0	0	0	0	0	0	0	11	0	0	7
505	Parkland	0	0	0	0	0	0	0	11	0	0	4
515	Prairie State	0	0	0	0	0	0	0	2	0	0	2
521	Rend Lake	0	0	0	0	0	0	0	6	0	0	0
537	Richland	0	0	0	0	0	0	0	3	0	0	13
511	Rock Valley	0	0	0	0	0	0	0	1	0	0	0
518	Sandburg	0	0	0	0	0	0	0	5	0	0	0
506	Sauk Valley	0	0	0	0	0	0	0	0	0	0	0
531	Shawnee	0	0	0	0	0	0	0	2	1	0	0
510	South Suburban	0	2	0	0	0	0	0	15	0	0	6
533	Southeastern	0	0	0	0	0	0	0	9	0	0	0
522	Southwestern*	0	0	0	0	0	14	0	78	0	0	3
534	Spoon River	0	0	0	0	0	0	0	0	0	0	0
504	Triton	0	3	0	0	0	0	2	22	0	0	9
516	Waubonsee	0	0	0	0	0	0	0	9	1	0	7
539	Wood	0	0	0	0	0	0	0	0	0	0	2
	TOTALS	55	6	10	4	2	14	22	556	47	14	176

*Formerly Belleville Area College

SOURCE OF DATA: Annual Enrollment & Completion Data (A1)

Illinois Community College Board
Table III-9
ANNUAL DUPLICATED COMPLETERS BY ACADEMIC PROGRAM BY COLLEGE
FOR FISCAL YEAR 2002

Dist. No.	District/College	Fire Officer 12 430202	Firefighting 12 430203	Social Wk/Svc 12 440701	Mason & Tilesetter 12 460101	Carpentry 12 460201	Electrician 12 460302	Bldg Prop Maint 12 460401	Const Cement Mason 12 460402	Const Inspection 12 460403	Painter & Wallcoverer 12 460408	Plumber/Pipefitter 12 460501
503	Black Hawk	1	0	0	0	0	1	0	0	0	0	0
508	Chicago	(0)	(0)	(9)	(0)	(7)	(0)	(21)	(0)	(0)	(0)	(0)
	Daley	0	0	0	0	0	0	0	0	0	0	0
	Kennedy-King	0	0	2	0	7	0	0	0	0	0	0
	Malcolm X	0	0	0	0	0	0	0	0	0	0	0
	Olive-Harvey	0	0	0	0	0	0	0	0	0	0	0
	Truman	0	0	0	0	0	0	0	0	0	0	0
	Washington	0	0	0	0	0	0	21	0	0	0	0
	Wilbur Wright	0	0	7	0	0	0	0	0	0	0	0
507	Danville	0	0	2	0	0	0	0	0	0	0	0
502	DuPage	0	0	6	0	0	0	3	0	0	0	0
509	Elgin	0	0	5	0	0	0	0	0	0	0	0
512	Harper	0	0	0	0	0	0	0	0	5	0	0
540	Heartland	0	0	0	0	0	0	0	0	0	0	0
519	Highland	0	0	0	0	0	0	0	0	0	0	0
514	Illinois Central	0	0	0	0	0	0	0	0	0	0	0
529	Illinois Eastern	(0)	(5)	(14)	(0)	(0)	(0)	(0)	(0)	(0)	(0)	(0)
	Frontier	0	4	0	0	0	0	0	0	0	0	0
	Lincoln Trail	0	0	0	0	0	0	0	0	0	0	0
	Olney Central	0	0	0	0	0	0	0	0	0	0	0
	Wabash	0	1	14	0	0	0	0	0	0	0	0
513	Illinois Valley	0	0	0	0	0	10	0	0	0	0	0
525	Joliet	0	0	0	0	0	0	0	0	0	0	0
520	Kankakee	0	0	0	0	0	0	0	0	0	0	0
501	Kaskaskia	0	0	0	0	0	0	0	0	0	0	0
523	Kishwaukee	0	0	0	0	0	1	0	0	0	0	0
532	Lake County	0	0	1	0	0	0	0	0	0	0	0
517	Lake Land	0	0	30	0	0	0	11	0	0	0	0
536	Lewis & Clark	0	0	0	0	11	0	0	0	0	0	0
526	Lincoln Land	0	6	0	0	0	0	0	0	0	0	0
530	Logan	0	0	0	0	22	0	0	0	0	0	0
528	McHenry	0	17	0	0	0	0	0	0	0	0	0
524	Moraine Valley	0	0	0	0	0	0	0	0	0	0	0
527	Morton	0	0	0	0	0	0	0	0	0	0	0
535	Oakton	0	0	5	0	0	0	3	0	0	0	0
505	Parkland	0	0	2	0	0	0	4	0	0	0	0
515	Prairie State	0	0	0	0	0	14	0	0	0	0	0
521	Rend Lake	0	0	0	0	0	0	1	0	0	0	0
537	Richland	0	0	0	0	0	1	0	0	0	0	0
511	Rock Valley	4	0	7	0	0	16	0	0	0	0	0
518	Sandburg	0	0	0	0	2	0	0	0	0	0	0
506	Sauk Valley	0	0	3	0	0	0	2	0	0	0	0
531	Shawnee	0	0	0	0	0	0	0	0	0	0	0
510	South Suburban	0	0	7	0	0	0	0	0	0	0	0
533	Southeastern	0	5	0	0	0	0	0	0	0	0	0
522	Southwestern*	0	7	1	6	79	12	0	17	0	6	1
534	Spoon River	0	0	0	0	0	0	0	0	0	0	0
504	Triton	0	0	0	0	0	5	0	0	0	0	0
516	Waubensee	1	3	1	0	0	1	0	0	0	0	0
539	Wood	0	0	0	0	0	2	0	0	0	0	0
	TOTALS	6	43	93	6	121	63	45	17	5	6	1

*Formerly Belleville Area College

SOURCE OF DATA: Annual Enrollment & Completion Data (A1)

Illinois Community College Board
 Table III-9
 ANNUAL DUPLICATED COMPLETERS BY ACADEMIC PROGRAM BY COLLEGE
 FOR FISCAL YEAR 2002

Dist. No.	District/College	Construction Trades 12 461000	Elec Equip Install/Repair, Gen 12 470101	Comm Electronics 12 470103	Comp Elec Maint/Repair 12 470104	Ind Electronics 12 470105	Major Appl Repair 12 470106	Htg/AC/Refig Mech 12 470201	Heavy Equip Maint/Repair 12 470302	Ind Mach Maint/Rpr 12 470303	Ind Equip Maint/Repair 12 470399	Stat Energy Install/Op 12 470501
503	Black Hawk	18	0	0	0	0	0	0	0	0	0	0
508	Chicago	(0)	(4)	(0)	(13)	(0)	(6)	(6)	(0)	(51)	(0)	(0)
	Daley	0	0	0	1	0	0	0	0	23	0	0
	Kennedy-King	0	4	0	0	0	0	6	0	0	0	0
	Malcolm X	0	0	0	12	0	0	0	0	0	0	0
	Olive-Harvey	0	0	0	0	0	0	0	0	0	0	0
	Truman	0	0	0	0	0	6	0	0	0	0	0
	Washington	0	0	0	0	0	0	0	0	0	0	0
	Wilbur Wright	0	0	0	0	0	0	0	0	28	0	0
507	Danville	0	0	0	0	6	0	0	0	2	0	0
502	DuPage	0	0	5	0	6	0	35	0	0	0	0
509	Elgin	0	0	0	42	0	0	16	0	0	0	0
512	Harper	0	18	0	4	13	0	48	0	0	0	0
540	Heartland	0	0	0	0	0	0	0	0	1	0	0
519	Highland	0	0	0	3	0	0	0	0	0	0	0
514	Illinois Central	52	0	0	1	0	0	4	0	1	0	0
529	Illinois Eastern	(0)	(0)	(29)	(46)	(0)	(0)	(29)	(0)	(49)	(15)	(0)
	Frontier	0	0	0	17	0	0	0	0	0	0	0
	Lincoln Trail	0	0	29	2	0	0	29	0	0	0	0
	Olney Central	0	0	0	10	0	0	0	0	49	0	0
	Wabash	0	0	0	17	0	0	0	0	0	15	0
513	Illinois Valley	0	0	0	0	0	0	0	0	2	0	0
525	Joliet	0	0	0	0	25	0	1	2	0	0	0
520	Kankakee	0	0	0	0	5	0	2	0	1	0	0
501	Kaskaskia	27	0	0	0	0	0	0	0	11	0	0
523	Kishwaukee	0	0	0	0	0	0	0	0	0	0	0
532	Lake County	0	0	0	28	0	0	98	0	5	0	0
517	Lake Land	54	0	10	0	0	0	13	0	0	0	0
536	Lewis & Clark	0	0	0	3	3	0	0	0	0	0	0
526	Lincoln Land	1	0	0	0	4	0	12	0	0	0	0
530	Logan	0	0	0	4	0	0	17	0	8	0	0
528	McHenry	0	0	0	0	0	0	0	0	0	0	0
524	Moraine Valley	0	0	0	0	0	0	8	0	0	0	0
527	Morton	0	0	0	5	0	0	10	0	0	0	0
535	Oakton	4	0	0	0	0	0	9	0	2	0	0
505	Parkland	6	0	0	0	9	0	0	0	0	0	0
515	Prairie State	0	0	0	0	0	0	13	0	1	0	0
521	Rend Lake	30	0	0	0	0	0	6	0	13	0	0
537	Richland	0	0	0	0	12	0	2	0	1	0	0
511	Rock Valley	6	0	0	35	0	0	0	0	0	0	0
518	Sandburg	0	0	0	0	0	0	0	0	0	0	0
506	Sauk Valley	0	0	7	6	14	0	18	0	0	0	0
531	Shawnee	0	0	0	0	0	0	0	0	0	0	0
510	South Suburban	9	0	0	0	0	0	0	0	0	0	0
533	Southeastern	66	0	0	18	1	0	13	0	4	0	0
522	Southwestern*	10	0	3	8	11	3	36	0	0	0	1
534	Spoon River	0	0	0	7	3	0	0	0	0	0	0
504	Triton	8	0	0	4	0	0	15	0	3	0	6
516	Waubonsee	0	0	0	0	0	0	13	0	2	0	0
539	Wood	0	0	0	0	1	0	0	0	0	0	0
	TOTALS	291	22	54	227	113	9	424	2	157	15	7

*Formerly Belleville Area College

SOURCE OF DATA: Annual Enrollment & Completion Data (A1)



Illinois Community College Board
Table III-9
ANNUAL DUPLICATED COMPLETERS BY ACADEMIC PROGRAM BY COLLEGE
FOR FISCAL YEAR 2002

Dist. No.	District/College	Auto Body Repair 12 470603	Auto Mech 12 470604	Diesel Engine/Truck Mech 12 470605	Sm Engine Mech/Repair 12 470606	Aviation System Maint Tech 12 470609	Architectural Drafting 12 480102	Mechanical Drafting 12 480105	Graphic/Print Equip Op 12 480201	Comm Art/Graphic Design 12 480203	Typesetting/Make-Up/Comp 12 480205	Lith/Photog/Platemkg 12 480206
503	Black Hawk	0	29	0	0	0	0	0	0	0	0	0
508	Chicago	(0)	(98)	(0)	(0)	(5)	(5)	(3)	(0)	(0)	(5)	(39)
	Daley	0	0	0	0	5	0	0	0	0	0	0
	Kennedy-King	0	20	0	0	0	0	0	0	0	5	39
	Malcolm X	0	0	0	0	0	0	0	0	0	0	0
	Olive-Harvey	0	0	0	0	0	0	0	0	0	0	0
	Truman	0	78	0	0	0	0	3	0	0	0	0
	Washington	0	0	0	0	0	0	0	0	0	0	0
	Wilbur Wright	0	0	0	0	0	5	0	0	0	0	0
507	Danville	0	0	0	0	0	0	0	0	0	0	0
502	DuPage	0	20	0	0	0	4	0	0	0	5	2
509	Elgin	0	141	0	0	0	0	0	0	12	0	0
512	Harper	0	0	0	0	0	21	0	0	0	0	0
540	Heartland	0	0	0	0	0	0	0	0	0	0	0
519	Highland	0	8	0	0	0	0	0	0	0	0	0
514	Illinois Central	0	20	19	0	0	3	0	0	0	0	5
529	Illinois Eastern	(3)	(4)	(9)	(0)	(0)	(8)	(0)	(0)	(0)	(0)	(0)
	Frontier	0	0	0	0	0	0	0	0	0	0	0
	Lincoln Trail	0	0	0	0	0	8	0	0	0	0	0
	Olney Central	3	4	0	0	0	0	0	0	0	0	0
	Wabash	0	0	9	0	0	0	0	0	0	0	0
513	Illinois Valley	0	32	0	4	0	0	0	0	0	0	0
525	Joliet	0	17	0	0	0	0	0	0	0	0	0
520	Kankakee	0	1	0	0	0	0	0	0	0	0	0
501	Kaskaskia	3	9	0	0	0	3	3	0	0	0	0
523	Kishwaukee	0	3	0	0	0	0	0	0	0	0	0
532	Lake County	1	39	0	0	0	0	3	0	0	0	0
517	Lake Land	18	68	1	1	0	7	0	1	0	0	0
536	Lewis & Clark	0	6	0	0	0	0	0	0	0	0	0
526	Lincoln Land	6	6	0	0	0	4	0	0	0	0	0
530	Logan	18	14	0	0	0	0	0	0	0	0	0
528	McHenry	0	5	0	0	0	0	0	0	0	0	0
524	Moraine Valley	0	5	0	0	0	0	8	0	0	0	0
527	Morton	0	2	0	0	0	0	4	0	0	0	0
535	Oakton	0	11	0	0	0	3	0	0	0	0	0
505	Parkland	1	15	2	0	0	0	2	0	0	0	0
515	Prairie State	0	2	0	0	0	0	0	0	0	0	0
521	Rend Lake	2	35	0	0	0	11	0	0	0	0	0
537	Richland	0	10	0	0	0	0	15	0	0	0	0
511	Rock Valley	0	3	0	0	20	1	0	0	0	0	0
518	Sandburg	6	5	15	0	0	0	0	0	0	0	0
506	Sauk Valley	0	0	0	0	0	0	0	0	0	0	0
531	Shawnee	0	0	0	0	0	0	0	0	0	0	0
510	South Suburban	0	0	0	0	0	1	0	0	0	0	6
533	Southeastern	16	58	27	0	0	0	0	0	0	0	0
522	Southwestern*	0	0	0	0	7	0	11	0	0	0	0
534	Spoon River	0	4	0	0	0	0	0	0	0	0	0
504	Triton	0	40	0	0	0	1	2	0	0	0	15
516	Waubensee	29	22	0	0	0	0	0	0	0	0	0
539	Wood	0	0	0	0	0	0	0	0	0	0	0
	TOTALS	103	732	73	5	32	72	51	1	12	10	67

*Formerly Belleville Area College

SOURCE OF DATA: Annual Enrollment & Completion Data (A1)

Illinois Community College Board
Table III-9
ANNUAL DUPLICATED COMPLETERS BY ACADEMIC PROGRAM BY COLLEGE
FOR FISCAL YEAR 2002

Dist. No.	District/College	Print Press Op 12 480208	Desktop Pub Equip 12 480212	Machinist Tech 12 480501	Mach Tool Op/Shop 12 480503	Sheet Metal 12 480506	Tool/Die Making 12 480507	Welding/Brazing/Soldering 12 480508	Numerical Control 12 480520	Precision Metal Worker 12 480599	Aircraft Pilot/Navigator 12 490102	Comm Vehicle Op 12 490205
503	Black Hawk	0	0	0	1	0	1	3	0	0	0	12
508	Chicago	(0)	(0)	(0)	(24)	(0)	(0)	(3)	(0)	(0)	(0)	(383)
	Daley	0	0	0	24	0	0	0	0	0	0	0
	Kennedy-King	0	0	0	0	0	0	3	0	0	0	0
	Malcolm X	0	0	0	0	0	0	0	0	0	0	0
	Olive-Harvey	0	0	0	0	0	0	0	0	0	0	26
	Truman	0	0	0	0	0	0	0	0	0	0	0
	Washington	0	0	0	0	0	0	0	0	0	0	357
	Wilbur Wright	0	0	0	0	0	0	0	0	0	0	0
507	Danville	0	0	0	0	0	0	9	0	0	0	0
502	DuPage	3	56	0	0	0	11	2	0	0	0	0
509	Elgin	0	2	0	3	0	8	12	0	0	0	61
512	Harper	0	0	0	0	0	0	0	0	0	0	0
540	Heartland	0	0	0	0	0	0	1	0	0	0	0
519	Highland	0	0	0	0	0	0	0	0	0	0	0
514	Illinois Central	0	5	0	1	0	0	9	0	0	0	0
529	Illinois Eastern	(0)	(0)	(0)	(8)	(15)	(0)	(11)	(0)	(0)	(0)	(0)
	Frontier	0	0	0	0	0	0	0	0	0	0	0
	Lincoln Trail	0	0	0	0	15	0	0	0	0	0	0
	Olney Central	0	0	0	0	0	0	11	0	0	0	0
	Wabash	0	0	0	8	0	0	0	0	0	0	0
513	Illinois Valley	0	5	0	2	0	0	0	0	0	0	117
525	Joliet	0	4	0	0	0	0	0	0	0	0	0
520	Kankakee	0	0	0	1	0	2	3	0	0	0	0
501	Kaskaskia	0	0	0	0	0	0	4	0	0	0	126
523	Kishwaukee	0	0	0	5	0	1	1	0	0	0	0
532	Lake County	0	5	0	11	0	2	2	0	0	0	0
517	Lake Land	0	10	0	0	0	0	9	0	0	0	0
536	Lewis & Clark	0	0	0	7	0	0	0	0	0	0	0
526	Lincoln Land	0	0	0	0	0	0	6	0	0	0	202
530	Logan	0	0	0	2	0	7	0	0	0	0	0
528	McHenry	0	0	0	1	0	0	0	0	0	0	0
524	Moraine Valley	0	4	0	2	0	0	11	0	0	0	0
527	Morton	0	0	0	0	0	0	0	0	0	0	0
535	Oakton	0	7	0	9	0	0	0	0	1	0	0
505	Parkland	0	8	0	0	0	0	0	0	0	0	0
515	Prairie State	0	0	0	2	0	0	0	0	0	0	0
521	Rend Lake	0	0	0	0	0	0	16	0	0	0	0
537	Richland	0	0	0	5	0	0	0	0	0	0	0
511	Rock Valley	0	0	0	0	13	22	1	1	0	0	0
518	Sandburg	0	5	0	0	0	0	2	0	0	0	0
506	Sauk Valley	0	0	0	2	0	0	0	0	0	0	39
531	Shawnee	0	0	0	0	0	0	0	0	0	0	0
510	South Suburban	0	1	0	5	0	0	0	0	0	0	0
533	Southeastern	0	0	0	3	0	0	6	0	0	0	1
522	Southwestern*	0	3	37	13	7	0	193	0	0	1	0
534	Spoon River	0	0	0	0	0	0	0	0	0	1	0
504	Triton	0	3	0	6	0	2	2	0	1	0	36
516	Waubonsee	0	0	0	4	0	0	1	0	0	0	0
539	Wood	0	0	0	0	0	0	0	0	0	0	76
	TOTALS	3	118	37	117	35	56	307	1	2	1	1,053

*Formerly Belleville Area College

SOURCE OF DATA: Annual Enrollment & Completion Data (A1)



Illinois Community College Board
Table III-9
ANNUAL DUPLICATED COMPLETERS BY ACADEMIC PROGRAM BY COLLEGE
FOR FISCAL YEAR 2002

Dist. No.	District/College	Marine Sci/Merchant Marine Officer 12 490109	Railroad Technology 12 490410	Design/Visual Comm 12 500401	Graphic Design 12 500402	Comm Photo 12 500406	Sign Lang Interp 12 510205	Dental Assistant 12 510601	Dental Hygienist 12 510602	Dental Lab Asst 12 510603	Hosp/Hlth Fac Admin 12 510702	Hlth Unit Coord/Ward Clrk 12 510703
503	Black Hawk	0	0	0	0	0	0	2	0	0	0	0
508	Chicago	(0)	(0)	(1)	(3)	(0)	(0)	(22)	(29)	(0)	(0)	(0)
	Daley	0	0	0	3	0	0	0	0	0	0	0
	Kennedy-King	0	0	0	0	0	0	0	29	0	0	0
	Malcolm X	0	0	0	0	0	0	0	0	0	0	0
	Olive-Harvey	0	0	0	0	0	0	0	0	0	0	0
	Truman	0	0	0	0	0	0	0	0	0	0	0
	Washington	0	0	1	0	0	0	0	0	0	0	0
	Wilbur Wright	0	0	0	0	0	0	22	0	0	0	0
507	Danville	0	0	0	0	0	0	0	0	0	0	0
502	DuPage	0	0	56	0	14	0	0	0	0	6	0
509	Elgin	0	0	23	0	0	0	12	0	0	0	0
512	Harper	0	0	0	0	0	3	0	26	0	0	0
540	Heartland	0	0	0	0	0	0	0	0	0	0	0
519	Highland	0	0	8	0	0	0	0	0	0	0	0
514	Illinois Central	0	0	24	0	0	6	0	17	0	0	0
529	Illinois Eastern	(0)	(0)	(0)	(0)	(0)	(0)	(0)	(0)	(0)	(0)	(0)
	Frontier	0	0	0	0	0	0	0	0	0	0	0
	Lincoln Trail	0	0	0	0	0	0	0	0	0	0	0
	Olney Central	0	0	0	0	0	0	0	0	0	0	0
	Wabash	0	0	0	0	0	0	0	0	0	0	0
513	Illinois Valley	0	0	0	0	0	0	4	0	0	0	0
525	Joliet	0	0	0	0	0	0	0	0	0	0	0
520	Kankakee	0	0	0	0	0	0	0	0	0	0	0
501	Kaskaskia	0	0	0	0	0	0	16	0	0	0	0
523	Kishwaukee	0	0	0	0	0	0	0	0	0	0	0
532	Lake County	0	0	0	0	0	0	0	20	0	0	0
517	Lake Land	0	0	0	0	0	0	0	24	0	0	0
536	Lewis & Clark	0	0	4	0	0	0	17	21	0	0	0
526	Lincoln Land	0	0	0	0	0	0	0	0	0	0	0
530	Logan	0	0	0	0	0	11	27	13	0	0	0
528	McHenry	0	0	0	0	0	0	0	0	0	0	0
524	Moraine Valley	0	0	11	0	0	0	0	0	0	0	0
527	Morton	0	0	0	0	0	0	0	0	0	0	0
535	Oakton	0	0	11	0	0	0	0	0	0	0	0
505	Parkland	0	0	0	1	0	0	0	0	0	0	0
515	Prairie State	0	0	7	0	4	0	0	28	0	0	0
521	Rend Lake	0	0	0	3	0	0	0	34	0	0	0
537	Richland	0	0	2	0	0	0	0	0	0	0	0
511	Rock Valley	0	0	0	0	0	0	0	0	0	0	0
518	Sandburg	0	1	0	0	0	0	0	0	0	0	0
506	Sauk Valley	0	0	0	0	0	0	0	0	0	0	0
531	Shawnee	0	0	0	0	0	0	0	0	0	0	0
510	South Suburban	0	0	2	0	0	0	0	0	0	0	0
533	Southeastern	0	0	0	0	0	0	0	0	0	0	0
522	Southwestern*	1	0	3	0	0	4	0	0	0	0	0
534	Spoon River	0	0	0	0	0	0	0	0	0	0	40
504	Triton	0	0	9	0	0	0	0	0	24	0	0
516	Waubonsee	0	0	1	0	0	44	0	0	0	0	0
539	Wood	0	0	0	0	0	0	0	0	0	0	0
	TOTALS	1	1	162	7	18	68	100	212	24	6	40

*Formerly Belleville Area College

SOURCE OF DATA: Annual Enrollment & Completion Data (A1)

Illinois Community College Board
 Table III-9
 ANNUAL DUPLICATED COMPLETERS BY ACADEMIC PROGRAM BY COLLEGE
 FOR FISCAL YEAR 2002

Dist. No.	District/College	Med Ofc Mgmt 12 510705	Med Records Tech 12 510707	Med Transcription 12 510708	Medical Assistant 12 510801	Medical Lab Asst 12 510802	Occ Therapy Asst 12 510803	Pharmacy Tech/Asst 12 510805	Phys Therapy Asst 12 510806	Physician Asst 12 510807	Ver Asst/Animal Hlth Tech 12 510808	Cardiovascular Tech 12 510901
503	Black Hawk	0	0	6	0	0	11	0	11	0	0	0
508	Chicago	(0)	(19)	(2)	(0)	(0)	(8)	(57)	(0)	(25)	(0)	(0)
	Daley	0	1	0	0	0	0	0	0	0	0	0
	Kennedy-King	0	8	2	0	0	0	0	0	0	0	0
	Malcolm X	0	0	0	0	0	0	9	0	25	0	0
	Olive-Harvey	0	0	0	0	0	0	0	0	0	0	0
	Truman	0	10	0	0	0	0	48	0	0	0	0
	Washington	0	0	0	0	0	0	0	0	0	0	0
	Wilbur Wright	0	0	0	0	0	8	0	0	0	0	0
507	Danville	0	0	0	0	0	0	0	0	0	0	0
502	DuPage	0	5	64	0	19	8	0	13	0	0	0
509	Elgin	0	0	2	0	0	0	0	8	0	0	0
512	Harper	0	0	1	6	0	0	2	0	0	0	10
540	Heartland	0	0	0	0	0	0	0	0	0	0	0
519	Highland	0	0	3	0	0	0	0	0	0	0	0
514	Illinois Central	0	0	5	0	0	12	0	6	0	0	0
529	Illinois Eastern	(0)	(0)	(7)	(0)	(0)	(0)	(0)	(0)	(0)	(0)	(0)
	Frontier	0	0	0	0	0	0	0	0	0	0	0
	Lincoln Trail	0	0	0	0	0	0	0	0	0	0	0
	Olney Central	0	0	7	0	0	0	0	0	0	0	0
	Wabash	0	0	0	0	0	0	0	0	0	0	0
513	Illinois Valley	0	0	0	0	0	0	0	0	0	0	0
525	Joliet	0	0	9	5	0	0	0	0	0	26	0
520	Kankakee	0	0	0	0	0	0	0	1	0	0	0
501	Kaskaskia	0	0	0	0	0	0	0	8	0	0	0
523	Kishwaukee	0	0	7	0	0	0	0	0	0	0	0
532	Lake County	21	0	2	0	0	0	0	0	0	0	0
517	Lake Land	0	0	0	0	0	0	0	9	0	0	0
536	Lewis & Clark	0	0	0	0	0	8	0	0	0	0	0
526	Lincoln Land	0	0	4	0	0	4	0	9	0	0	0
530	Logan	0	2	5	0	0	5	0	0	0	0	0
528	McHenry	0	0	5	0	0	0	0	0	0	0	0
524	Moraine Valley	0	33	0	0	0	0	0	0	0	0	0
527	Morton	0	0	0	0	0	0	0	9	0	0	0
535	Oakton	0	21	2	0	0	0	0	16	0	0	0
505	Parkland	0	0	2	0	0	11	0	0	0	29	0
515	Prairie State	0	0	0	0	0	0	0	0	0	0	0
521	Rend Lake	0	3	0	0	0	2	0	0	0	0	0
537	Richland	0	0	0	0	0	0	10	0	0	0	0
511	Rock Valley	0	0	1	0	0	0	0	0	0	0	0
518	Sandburg	0	0	0	0	0	0	0	0	0	0	0
506	Sauk Valley	0	0	0	0	0	0	0	0	0	0	0
531	Shawnee	0	0	1	0	0	0	0	0	0	0	0
510	South Suburban	0	0	2	2	0	22	8	0	0	0	0
533	Southeastern	0	0	0	0	0	7	0	0	0	0	0
522	Southwestern*	0	14	1	24	0	0	0	17	0	0	0
534	Spoon River	0	0	0	0	0	0	0	0	0	0	0
504	Triton	0	0	0	0	0	0	0	0	0	0	0
516	Waubonsee	0	0	9	0	0	0	0	0	0	0	0
539	Wood	0	0	0	0	0	0	0	0	0	0	0
TOTALS		21	97	140	37	19	98	77	107	25	55	10

*Formerly Belleville Area College

SOURCE OF DATA: Annual Enrollment & Completion Data (A1)



Illinois Community College Board
Table III-9
ANNUAL DUPLICATED COMPLETERS BY ACADEMIC PROGRAM BY COLLEGE
FOR FISCAL YEAR 2002

Dist. No.	District/College	Emerg Med Tech 12 510904	Nuclear Med Tech 12 510905	Med Radiologic Tech 12 510907	Resp Therapy Tech 12 510908	Surg/Op Room Tech 12 510909	Diag Med Sonog 12 510910	Renal Dialysis Tech 12 510911	MRI 12 510914	Med Lab Tech 12 511004	Alcohol/Drug Abuse Couns 12 511501	Psych/Mntl Hlth Svcs 12 511502
503	Black Hawk	1	0	6	0	0	0	0	0	0	0	0
508	Chicago	(125)	(0)	(21)	(7)	(11)	(0)	(7)	(0)	(40)	(92)	(7)
	Daley	0	0	0	0	0	0	0	0	3	0	0
	Kennedy-King	0	0	0	0	0	0	0	0	0	0	0
	Malcolm X	81	0	19	6	11	0	7	0	9	0	2
	Olive-Harvey	0	0	0	1	0	0	0	0	0	0	0
	Truman	0	0	0	0	0	0	0	0	7	0	0
	Washington	0	0	0	0	0	0	0	0	0	0	0
	Wilbur Wright	44	0	2	0	0	0	0	0	21	66	1
507	Danville	0	0	0	0	0	0	0	0	0	0	4
502	DuPage	92	9	21	33	21	7	0	0	0	1	0
509	Elgin	24	0	0	0	12	0	0	0	6	8	0
512	Harper	0	0	0	0	0	0	0	0	4	4	0
540	Heartland	0	0	0	0	0	0	0	0	0	0	0
519	Highland	0	0	0	0	0	0	0	0	0	0	0
514	Illinois Central	1	0	13	11	18	0	0	0	4	7	0
529	Illinois Eastern	(3)	(0)	(13)	(0)	(0)	(0)	(0)	(0)	(0)	(0)	(0)
	Frontier	3	0	0	0	0	0	0	0	0	0	0
	Lincoln Trail	0	0	0	0	0	0	0	0	0	0	0
	Olney Central	0	0	13	0	0	0	0	0	0	0	0
	Wabash	0	0	0	0	0	0	0	0	0	0	0
513	Illinois Valley	0	0	0	0	0	0	0	0	0	0	0
525	Joliet	0	0	0	0	0	0	0	0	0	0	0
520	Kankakee	6	0	9	6	0	0	0	0	0	0	0
501	Kaskaskia	0	0	22	5	0	5	0	0	3	0	0
523	Kishwaukee	0	0	10	0	0	0	0	0	0	0	0
532	Lake County	17	0	0	0	0	0	0	0	56	9	0
517	Lake Land	5	0	0	0	0	0	0	0	0	0	0
536	Lewis & Clark	0	0	0	0	0	0	0	0	3	0	0
526	Lincoln Land	50	0	14	2	0	0	0	0	0	0	0
530	Logan	0	0	0	0	1	5	0	0	2	0	0
528	McHenry	0	0	0	0	0	0	0	0	0	0	0
524	Moraine Valley	4	0	20	15	0	0	0	0	2	1	2
527	Morton	0	0	0	0	0	0	0	0	0	0	0
535	Oakton	0	0	0	0	0	0	0	0	2	4	0
505	Parkland	0	0	12	11	9	0	0	0	0	0	0
515	Prairie State	0	0	0	0	6	0	0	0	6	6	1
521	Rend Lake	0	0	0	0	0	0	0	0	3	0	0
537	Richland	2	0	0	0	30	0	0	0	0	0	0
511	Rock Valley	0	0	0	10	6	0	0	0	0	2	0
518	Sandburg	0	0	20	0	0	1	0	0	0	0	0
506	Sauk Valley	15	0	12	0	0	0	0	0	5	0	0
531	Shawnee	0	0	0	0	1	0	0	0	0	1	0
510	South Suburban	21	0	19	0	0	3	0	0	0	1	0
533	Southeastern	67	0	0	0	0	0	0	0	1	0	0
522	Southwestern*	3	0	34	12	0	0	0	0	.11	0	6
534	Spoon River	0	0	0	0	0	0	0	0	0	0	0
504	Triton	0	18	29	14	19	32	0	9	0	9	0
516	Waubonsee	0	0	0	4	0	0	0	0	0	2	0
539	Wood	0	0	0	0	0	0	0	0	0	0	0
	TOTALS	436	27	275	130	143	53	7	9	138	147	20

*Formerly Belleville Area College

SOURCE OF DATA: Annual Enrollment & Completion Data (A1)

Illinois Community College Board
Table III-9
ANNUAL DUPLICATED COMPLETERS BY ACADEMIC PROGRAM BY COLLEGE
FOR FISCAL YEAR 2002

Dist. No.	District/College	Dev Disab/Hub Aide 12 511504	Nursing (RN) 12 511601	Practical Nurse (LPN) 12 511613	Nurse Assistant 12 511614	Optician/Disp Opt 12 511801	Ophthalm Med Tech 12 511803	Med Lab Aide/Phleb 12 512602	Therapeutic Rec Asstg 12 512604	Bus Adm/Mgmt, Gen 12 520201	Logistics/Materials Mgmt 12 520202	Purch/Procurement/Contracts Mgmt 12 520203
503	Black Hawk	0	35	33	25	0	0	0	0	3	0	0
508	Chicago	(0)	(136)	(86)	(637)	(0)	(0)	(0)	(0)	(61)	(0)	(0)
	Daley	0	35	0	18	0	0	0	0	42	0	0
	Kennedy-King	0	20	86	206	0	0	0	0	0	0	0
	Malcolm X	0	17	0	0	0	0	0	0	0	0	0
	Olive-Harvey	0	8	0	49	0	0	0	0	2	0	0
	Truman	0	56	0	110	0	0	0	0	1	0	0
	Washington	0	0	0	58	0	0	0	0	2	0	0
	Wilbur Wright	0	0	0	196	0	0	0	0	14	0	0
507	Danville	0	19	18	0	0	0	0	0	0	0	0
502	DuPage	0	49	0	223	0	0	0	0	244	0	0
509	Elgin	0	56	49	108	0	0	0	0	3	0	0
512	Harper	0	81	16	0	0	0	0	0	22	0	2
540	Heartland	0	21	17	0	0	0	0	0	0	0	0
519	Highland	0	12	16	0	0	0	0	0	29	0	0
514	Illinois Central	0	38	13	2	0	0	0	0	40	0	5
529	Illinois Eastern	(0)	(71)	(40)	(184)	(0)	(0)	(0)	(0)	(18)	(0)	(0)
	Frontier	0	0	0	97	0	0	0	0	0	0	0
	Lincoln Trail	0	0	0	43	0	0	0	0	18	0	0
	Olney Central	0	71	40	23	0	0	0	0	0	0	0
	Wabash	0	0	0	21	0	0	0	0	0	0	0
513	Illinois Valley	0	30	21	116	0	0	0	0	11	0	0
525	Joliet	0	89	58	0	0	0	0	0	0	0	0
520	Kankakee	0	39	18	0	0	0	0	0	23	0	0
501	Kaskaskia	0	49	9	108	0	0	0	0	17	0	0
523	Kishwaukee	0	31	17	96	0	0	0	0	4	0	3
532	Lake County	0	51	0	209	0	0	0	0	24	0	0
517	Lake Land	0	24	18	0	0	0	0	0	102	0	0
536	Lewis & Clark	0	50	22	112	0	0	0	0	4	0	0
526	Lincoln Land	0	67	7	292	0	0	0	0	15	0	0
530	Logan	0	29	66	0	0	0	0	0	0	0	0
528	McHenry	15	0	0	142	2	0	0	0	24	0	0
524	Moraine Valley	0	66	0	0	0	0	40	2	24	0	0
527	Morton	0	39	16	4	0	0	0	0	10	0	0
535	Oakton	0	57	0	72	0	0	10	0	0	0	0
505	Parkland	0	36	0	0	0	0	0	0	22	0	1
515	Prairie State	0	29	0	0	0	0	0	0	0	0	0
521	Rend Lake	0	45	27	62	0	0	0	0	29	0	0
537	Richland	0	22	0	0	0	0	0	0	20	0	0
511	Rock Valley	0	31	16	180	0	0	0	0	25	0	1
518	Sandburg	0	21	25	0	0	0	0	0	18	15	0
506	Sauk Valley	0	13	7	42	0	0	0	0	11	0	0
531	Shawnee	0	3	26	0	0	0	0	0	0	0	0
510	South Suburban	0	75	18	311	0	0	0	0	0	0	0
533	Southeastern	0	10	34	11	0	0	0	0	32	0	0
522	Southwestern*	0	45	0	206	0	0	0	0	23	0	0
534	Spoon River	0	2	1	0	0	0	0	0	0	0	0
504	Triton	0	75	7	1	0	13	0	0	23	0	0
516	Waubensee	0	22	0	126	0	0	0	0	9	0	2
539	Wood	0	22	35	73	0	0	0	0	6	0	0
TOTALS		15	1,590	736	3,342	2	13	50	2	896	15	14

*Formerly Belleville Area College

SOURCE OF DATA: Annual Enrollment & Completion Data (A1)

Table III-9
ANNUAL DUPLICATED COMPLETERS BY ACADEMIC PROGRAM BY COLLEGE
FOR FISCAL YEAR 2002

Dist. No.	District/College	Ofc Superv/Mgmt 12 520204	Op Mgmt/Supervision 12 520205	Accounting Tech 12 520302	Admin Asst/Sec Sci, Gen 12 520401	Exec Asst/Sec 12 520402	Legal Admin Asst/Sec 12 520403	Med Admin Asst/Sec 12 520404	Court Reporter 12 520405	Info Proc/Data Entry Tech 12 520407	Gen Ofc Clrk/Clerk/TyPg Svc 12 520408	Business Comm 12 520501
503	Black Hawk	5	0	11	7	0	0	0	0	9	0	0
508	Chicago	(0)	(0)	(80)	(8)	(0)	(0)	(13)	(0)	(97)	(0)	(20)
	Daley	0	0	41	0	0	0	11	0	95	0	0
	Kennedy-King	0	0	0	0	0	0	0	0	2	0	0
	Malcolm X	0	0	3	4	0	0	0	0	0	0	0
	Olive-Harvey	0	0	1	4	0	0	0	0	0	0	0
	Truman	0	0	10	0	0	0	0	0	0	0	0
	Washington	0	0	9	0	0	0	0	0	0	0	0
	Wilbur Wright	0	0	16	0	0	0	2	0	0	0	20
507	Danville	4	0	11	16	7	0	17	0	8	0	0
502	DuPage	2	0	37	42	0	3	0	0	0	0	0
509	Elgin	17	0	3	19	10	1	0	0	9	2	0
512	Harper	0	0	44	1	2	2	0	0	0	11	0
540	Heartland	0	0	0	10	0	0	0	0	3	0	0
519	Highland	0	0	2	6	0	0	0	0	0	0	0
514	Illinois Central	0	0	9	14	0	0	9	0	11	21	0
529	Illinois Eastern	(0)	(0)	(14)	(41)	(1)	(0)	(9)	(2)	(72)	(0)	(0)
	Frontier	0	0	0	11	0	0	0	0	11	0	0
	Lincoln Trail	0	0	0	4	1	0	0	0	30	0	0
	Olney Central	0	0	14	17	0	0	9	0	21	0	0
	Wabash	0	0	0	9	0	0	0	2	10	0	0
513	Illinois Valley	0	0	14	0	0	0	0	0	47	8	0
525	Joliet	0	17	11	18	0	0	0	0	17	0	0
520	Kankakee	0	0	6	13	0	1	1	0	4	0	0
501	Kaskaskia	4	0	3	0	2	0	4	0	0	0	0
523	Kishwaukee	0	1	3	10	0	1	0	0	8	4	0
532	Lake County	0	0	13	35	0	0	1	0	57	0	0
517	Lake Land	2	0	14	28	0	3	1	0	97	3	0
536	Lewis & Clark	0	1	8	13	0	2	7	0	0	1	0
526	Lincoln Land	8	0	0	7	0	1	0	0	16	11	0
530	Logan	2	0	13	0	1	1	4	0	0	2	0
528	McHenry	0	31	3	34	0	2	0	0	25	0	0
524	Moraine Valley	0	0	6	9	6	1	0	0	0	0	0
527	Morton	0	0	0	13	0	0	2	0	20	5	0
535	Oakton	0	6	18	6	5	0	0	0	0	0	0
505	Parkland	0	0	14	3	14	0	0	0	1	0	0
515	Prairie State	0	5	1	7	0	0	0	0	8	0	0
521	Rend Lake	0	0	0	14	0	0	1	0	36	0	0
537	Richland	0	0	0	18	0	0	0	0	30	0	0
511	Rock Valley	3	0	17	8	0	1	6	0	13	0	0
518	Sandburg	0	0	16	13	0	2	6	0	7	1	0
506	Sauk Valley	0	0	10	7	0	2	3	0	12	5	0
531	Shawnee	0	0	0	0	0	0	1	0	0	0	0
510	South Suburban	97	0	11	11	10	0	0	11	2	0	0
533	Southeastern	0	0	0	1	0	0	3	0	36	14	0
522	Southwestern*	0	0	6	27	0	1	0	0	143	0	0
534	Spoon River	0	0	0	10	0	0	0	0	1	6	0
504	Triton	0	5	14	10	6	0	0	1	0	0	0
516	Waubonsee	0	1	10	3	4	0	0	0	30	1	0
539	Wood	0	0	4	10	2	1	0	0	0	0	0
	TOTALS	144	67	426	492	70	25	88	14	819	95	20

*Formerly Belleville Area College

SOURCE OF DATA: Annual Enrollment & Completion Data (A1)

Illinois Community College Board
 Table III-9
 ANNUAL DUPLICATED COMPLETERS BY ACADEMIC PROGRAM BY COLLEGE
 FOR FISCAL YEAR 2002

Dist. No.	District/College	Enterprise Mgmt/Op. Gen 12 520701	Finance, General 12 520801	Banking/Fin Support Svcs 12 520803	Investments/Securities 12 520807	Hotel/Restaurant Mgmt 12 520902	Human Res Mgmt 12 521001	Intern'l Business 12 521101	Mgmt Info Sys/Bus DP, Gen 12 521201	Bus Comp Prog 12 521202	Bus Sys Analysis/Design 12 521203	Bus Sys Network/Telecom 12 521204
503	Black Hawk	0	0	3	0	0	0	0	0	8	0	8
508	Chicago	(0)	(0)	(20)	(0)	(0)	(0)	(0)	(27)	(304)	(0)	(45)
	Daley	0	0	0	0	0	0	0	0	112	0	0
	Kennedy-King	0	0	0	0	0	0	0	0	33	0	0
	Malcolm X	0	0	0	0	0	0	0	0	20	0	0
	Olive-Harvey	0	0	0	0	0	0	0	13	13	0	0
	Truman	0	0	0	0	0	0	0	10	48	0	15
	Washington	0	0	0	0	0	0	0	0	31	0	0
	Wilbur Wright	0	0	20	0	0	0	0	4	47	0	30
507	Danville	0	0	0	0	0	0	0	0	29	0	4
502	DuPage	0	0	0	0	6	0	0	0	337	0	0
509	Elgin	13	0	0	0	0	0	0	0	31	0	21
512	Harper	1	0	4	0	4	9	2	0	90	0	27
540	Heartland	1	0	0	0	0	0	0	39	6	0	10
519	Highland	0	0	0	0	0	0	0	0	7	0	0
514	Illinois Central	0	0	3	0	0	0	0	0	10	0	91
529	Illinois Eastern	(0)	(0)	(0)	(0)	(0)	(0)	(0)	(0)	(0)	(13)	(0)
	Frontier	0	0	0	0	0	0	0	0	0	0	0
	Lincoln Trail	0	0	0	0	0	0	0	0	0	13	0
	Olney Central	0	0	0	0	0	0	0	0	0	0	0
	Wabash	0	0	0	0	0	0	0	0	0	0	0
513	Illinois Valley	0	0	0	0	0	0	0	0	6	0	18
525	Joliet	0	6	0	0	0	18	0	0	16	0	22
520	Kankakee	0	0	0	0	0	0	0	0	6	0	0
501	Kaskaskia	0	0	0	0	0	0	0	0	8	0	10
523	Kishwaukee	0	0	0	0	0	0	0	0	14	0	0
532	Lake County	0	0	0	0	0	0	0	0	50	0	52
517	Lake Land	0	0	0	0	0	0	0	0	6	0	19
536	Lewis & Clark	1	0	0	0	4	3	0	0	18	0	19
526	Lincoln Land	0	0	0	0	5	0	0	0	30	0	59
530	Logan	0	0	0	0	0	0	0	0	16	0	0
528	McHenry	2	0	0	0	0	0	0	0	10	0	6
524	Moraine Valley	1	0	0	0	0	6	0	0	44	0	31
527	Morton	0	0	0	0	0	0	0	0	36	0	1
535	Oakton	0	0	1	9	2	0	0	0	47	0	49
505	Parkland	4	0	0	0	1	0	0	0	54	0	11
515	Prairie State	0	0	0	0	0	0	0	0	13	0	9
521	Rend Lake	0	0	0	0	0	0	0	0	0	0	3
537	Richland	0	0	0	0	0	0	0	0	35	3	5
511	Rock Valley	0	0	1	0	0	0	0	0	12	0	16
518	Sandburg	0	0	0	0	0	4	0	0	10	0	3
506	Sauk Valley	0	0	0	0	0	0	0	0	10	0	0
531	Shawnee	0	0	0	0	0	0	0	0	2	0	1
510	South Suburban	1	0	2	0	0	0	0	0	12	0	2
533	Southeastern	0	0	0	0	0	0	0	0	11	0	0
522	Southwestern*	1	0	3	0	0	0	0	0	64	0	146
534	Spoon River	0	0	0	0	0	0	0	0	13	0	21
504	Triton	0	0	0	0	5	0	0	0	22	1	4
516	Waubonsee	1	0	3	0	0	0	0	0	11	0	11
539	Wood	0	0	0	0	0	0	0	0	0	0	0
	TOTALS	26	6	40	9	27	40	2	66	1,398	17	724

*Formerly Belleville Area College

SOURCE OF DATA: Annual Enrollment & Completion Data (A1)



Illinois Community College Board
Table III-9
ANNUAL DUPLICATED COMPLETERS BY ACADEMIC PROGRAM BY COLLEGE
FOR FISCAL YEAR 2002

Dist. No.	District/College	Bus Comp Facility Op 12 521205	Bus Mktg Mgmt 12 521401	Internat'l Bus Mktg 12 521403	Real Estate 12 521501	Associate in Arts	Associate in Arts & Science	Associate in Engineering Science	Associate in Fine Arts	Associate in General Studies	Associate in Science
503	Black Hawk	3	0	0	0	269	0	0	0	17	82
508	Chicago	(0)	(0)	(0)	(42)	(713)	(0)	(9)	(1)	(160)	(98)
	Daley	0	0	0	0	165	0	6	0	2	16
	Kennedy-King	0	0	0	0	82	0	0	0	34	4
	Malcolm X	0	0	0	0	39	0	0	0	8	17
	Olive-Harvey	0	0	0	0	93	0	0	0	1	11
	Truman	0	0	0	0	54	0	0	0	22	7
	Washington	0	0	0	0	89	0	0	0	69	19
	Wilbur Wright	0	0	0	42	191	0	3	1	24	24
507	Danville	0	0	0	0	6	103	2	0	0	12
502	DuPage	0	0	0	1	660	0	8	0	90	104
509	Elgin	0	0	0	0	325	0	9	2	7	118
512	Harper	0	0	0	4	629	0	1	5	0	23
540	Heartland	0	0	0	0	345	0	3	0	0	45
519	Highland	0	0	0	0	96	0	3	0	8	63
514	Illinois Central	0	0	0	0	0	545	7	0	101	0
529	Illinois Eastern	(0)	(0)	(0)	(0)	(7)	(183)	(0)	(1)	(58)	(156)
	Frontier	0	0	0	0	1	26	0	0	7	29
	Lincoln Trail	0	0	0	0	2	43	0	0	36	30
	Olney Central	0	0	0	0	3	89	0	1	4	46
	Wabash	0	0	0	0	1	25	0	0	11	51
513	Illinois Valley	0	0	0	0	158	0	5	0	19	163
525	Joliet	0	0	0	0	318	0	0	0	22	38
520	Kankakee	0	0	0	0	47	0	3	5	36	34
501	Kaskaskia	0	0	0	0	184	0	0	0	28	11
523	Kishwaukee	0	0	0	13	114	0	2	0	0	199
532	Lake County	0	0	0	1	448	0	5	0	0	77
517	Lake Land	4	0	0	0	97	0	0	0	45	185
536	Lewis & Clark	0	0	0	0	40	0	0	1	2	232
526	Lincoln Land	0	0	0	0	211	0	4	6	28	171
530	Logan	0	0	0	0	123	0	1	0	5	142
528	McHenry	0	0	0	0	14	0	2	7	20	253
524	Moraine Valley	0	0	0	0	380	0	0	4	0	371
527	Morton	0	0	0	0	99	0	0	0	32	28
535	Oakton	0	5	1	1	225	0	4	1	0	4
505	Parkland	0	0	0	0	176	0	14	11	27	196
515	Prairie State	1	0	0	0	136	0	0	0	5	23
521	Rend Lake	0	0	0	0	154	0	0	0	0	80
537	Richland	0	0	0	0	102	0	2	0	2	65
511	Rock Valley	0	0	0	0	366	0	0	0	1	71
518	Sandburg	0	0	0	0	69	0	0	6	20	66
506	Sauk Valley	2	0	0	0	44	0	4	1	8	121
531	Shawnee	0	0	0	0	51	0	1	0	7	10
510	South Suburban	0	0	0	0	100	0	3	0	0	64
533	Southeastern	0	0	0	0	80	0	0	0	16	56
522	Southwestern*	0	0	0	3	466	0	0	6	0	229
534	Spoon River	0	0	0	0	101	0	0	0	7	51
504	Triton	1	0	0	4	188	0	1	1	18	115
516	Waubonsee	3	0	0	1	85	0	0	0	21	216
539	Wood	0	0	0	0	85	0	0	0	0	96
	TOTALS	14	5	1	70	7,711	831	93	58	810	4,068

*Formerly Belleville Area College

SOURCE OF DATA: Annual Enrollment & Completion Data (A1)

BEST COPY AVAILABLE

Illinois Community College Board
 Table III-9
 ANNUAL DUPLICATED COMPLETERS BY ACADEMIC PROGRAM BY COLLEGE
 FOR FISCAL YEAR 2002

Dist. No.	District/College	General Studies	Vocational Skills	Total
503	Black Hawk	0	21	848
508	Chicago	(0)	(181)	(5,236)
	Daley	0	0	656
	Kennedy-King	0	0	788
	Malcolm X	0	1	370
	Olive-Harvey	0	0	283
	Truman	0	180	779
	Washington	0	0	1,542
	Wilbur Wright	0	0	818
507	Danville	0	0	317
502	DuPage	0	0	2,719
509	Elgin	0	0	1,518
512	Harper	0	0	1,341
540	Heartland	0	0	532
519	Highland	0	0	305
514	Illinois Central	0	0	1,450
529	Illinois Eastern	(0)	(0)	(1,374)
	Frontier	0	0	221
	Lincoln Trail	0	0	417
	Olney Central	0	0	465
	Wabash	0	0	271
513	Illinois Valley	0	0	859
525	Joliet	0	0	946
520	Kankakee	0	0	317
501	Kaskaskia	0	0	878
523	Kishwaukee	0	0	678
532	Lake County	0	0	1,458
517	Lake Land	0	0	1,344
536	Lewis & Clark	0	0	715
526	Lincoln Land	1	0	1,396
530	Logan	0	19	748
528	McHenry	0	0	676
524	Moraine Valley	0	0	1,303
527	Morton	0	0	373
535	Oakton	0	0	728
505	Parkland	0	0	822
515	Prairie State	0	0	354
521	Rend Lake	0	0	766
537	Richland	0	0	479
511	Rock Valley	0	0	962
518	Sandburg	0	0	466
506	Sauk Valley	0	0	444
531	Shawnee	0	0	117
510	South Suburban	0	0	931
533	Southeastern	0	0	784
522	Southwestern*	0	0	2,297
534	Spoon River	0	0	279
504	Triton	0	0	929
516	Waubonsee	7	0	787
539	Wood	0	0	470
	TOTALS	8	221	38,946

*Formerly Belleville Area College

SOURCE OF DATA: Annual Enrollment & Completion Data (A1)

Table III-10

SUMMARY OF ADULT EDUCATION COMPLETIONS
AWARDED IN FISCAL YEAR 2002 BY COMMUNITY COLLEGE DISTRICT

Dist. No.	District/College	Adult Basic Education Levels Completed	Adult Secondary Education Levels Completed	English As A Second Language Levels Completed	Total
503	Black Hawk	289	224	191	704
508	Chicago	3,374	841	5,810	10,025
507	Danville	99	89	18	206
502	DuPage	298	179	2,051	2,528
509	Elgin	74	48	639	761
512	Harper	52	40	261	353
540	Heartland	73	73	1	147
519	Highland	102	69	30	201
514	Illinois Central	114	91	37	242
529	Illinois Eastern	84	27	0	111
513	Illinois Valley	91	146	91	328
525	Joliet	348	199	410	957
520	Kankakee	102	128	81	311
501	Kaskaskia	92	142	8	242
523	Kishwaukee	74	90	47	211
532	Lake County	110	59	876	1,045
517	Lake Land	55	72	0	127
536	Lewis & Clark	100	98	13	211
526	Lincoln Land	79	122	45	246
530	Logan	155	134	1	290
528	McHenry	115	79	270	464
524	Moraine Valley	219	110	501	830
527	Morton	156	32	513	701
535	Oakton	448	46	846	1,340
505	Parkland	106	77	95	278
515	Prairie State	195	40	130	365
521	Rend Lake	92	86	4	182
537	Richland	91	46	11	148
511	Rock Valley	90	62	91	243
518	Sandburg	116	55	16	187
506	Sauk Valley	102	125	59	286
531	Shawnee	41	26	0	67
510	South Suburban	222	70	368	660
533	Southeastern	42	34	0	76
522	Southwestern*	297	293	87	677
534	Spoon River	92	111	2	205
504	Triton	462	38	569	1,069
516	Waubonsee	65	80	220	365
539	Wood	30	56	6	92
	Totals	8,746	4,337	14,398	27,481

Education levels completed: ABE Beginning (0 - 5.9) to ABE Intermediate, ABE Intermediate (6.0-8.9) to ASE,
ESL Beginning Level (CELSA/MELT 0-V) to ESL Intermediate,
ESL Intermediate Level (CELSA/MELT VI-VII) to ESL Advanced

*Formerly Belleville Area College

SOURCE OF DATA: National Reporting System for Adult Education

Table III-11
 SUMMARY OF HIGH SCHOOL COMPLETIONS
 AWARDED IN FISCAL YEAR 2002 BY COMMUNITY COLLEGE DISTRICT

Dist. No.	District	Passed GED Exam*	Alternative High School Diploma Awarded	Total High School Completions
503	Black Hawk	448	34	482
508	Chicago	2,356	0	2,356
507	Danville	189	0	189
502	DuPage	289	17	306
509	Elgin	148	4	152
512	Harper	174	0	174
540	Heartland	253	1	254
519	Highland	253	0	253
514	Illinois Central	257	0	257
529	Illinois Eastern	126	0	126
513	Illinois Valley	260	0	260
525	Joliet	356	14	370
520	Kankakee	273	0	273
501	Kaskaskia	264	0	264
523	Kishwaukee	233	2	235
532	Lake County	141	0	141
517	Lake Land	227	0	227
536	Lewis & Clark	324	0	324
526	Lincoln Land	323	0	323
530	Logan	182	0	182
528	McHenry	248	0	248
524	Moraine Valley	362	0	362
527	Morton	216	0	216
535	Oakton	150	81	231
505	Parkland	214	0	214
515	Prairie State	119	0	119
521	Rend Lake	143	0	143
537	Richland	154	0	154
511	Rock Valley	171	0	171
518	Sandburg	145	65	210
506	Sauk Valley	144	0	144
531	Shawnee	75	5	80
510	South Suburban	299	0	299
533	Southeastern	186	0	186
522	Southwestern**	971	0	971
534	Spoon River	113	0	113
504	Triton	250	109	359
516	Waubonsee	265	0	265
539	Wood	147	0	147
	TOTALS	11,448	332	11,780

* Completeness of the GED count is based on matches between student SSN identifiers in college and ETS data. Upcoming changes in the GED exam contributed to the substantial increases over the previous year.

**Formerly Belleville Area College

SOURCES OF DATA: ISBE Adult Education Data
 STAIRS Self-Reported Data
 ICCB Annual Enrollment and Completions (A1) Data for GED completions at selected colleges.

Illinois Community College Board
Table III-12
SUMMARY OF ANNUAL UNDUPLICATED HEADCOUNT ENROLLMENT BY ETHNIC ORIGIN
IN GENERAL ASSOCIATE PROGRAMS, FISCAL YEAR 2002

Dist. No.	District/College	Asian or Pacific Islander	American Indian or Alaskan	Black Non- Hispanic	Hispanic	White Non- Hispanic	Non- Resident Alien	All Other or No Indication	Total
503	Black Hawk	0	0	1	2	13	0	0	16
508	Chicago	(1,423)	(75)	(3,186)	(3,399)	(3,733)	(0)	(0)	(11,816)
	Daley	8	1	63	63	17	0	0	152
	Kennedy-King	5	1	172	6	0	0	0	184
	Malcolm X	43	8	752	108	37	0	0	948
	Olive-Harvey	2	4	636	57	5	0	0	704
	Truman	362	19	501	428	680	0	0	1,990
	Washington	376	10	523	368	326	0	0	1,603
	Wilbur Wright	627	32	539	2,369	2,668	0	0	6,235
507	Danville	0	0	0	0	0	0	0	0
502	DuPage	8	1	9	2	99	0	0	119
509	Elgin	22	1	31	70	449	1	0	574
512	Harper	0	0	0	0	0	0	0	0
540	Heartland	0	0	0	0	0	0	0	0
519	Highland	1	0	10	0	32	0	0	43
514	Illinois Central	78	10	483	73	3,064	5	0	3,713
529	Illinois Eastern	(4)	(4)	(167)	(33)	(412)	(1)	(0)	(621)
	Frontier	0	0	0	1	58	0	0	59
	Lincoln Trail	3	4	144	20	148	0	0	319
	Olney Central	0	0	3	0	90	1	0	94
	Wabash	1	0	20	12	116	0	0	149
513	Illinois Valley	3	4	64	35	283	0	32	421
525	Joliet	3	1	18	12	318	1	0	353
520	Kankakee	0	2	21	2	124	0	0	149
501	Kaskaskia	2	6	99	13	430	0	0	550
523	Kishwaukee	0	0	0	0	0	0	0	0
532	Lake County	0	0	0	0	0	0	0	0
517	Lake Land	4	4	294	56	298	2	0	658
536	Lewis & Clark	0	0	35	2	342	0	0	379
526	Lincoln Land	35	3	114	24	2,633	10	0	2,819
530	Logan	0	0	1	1	14	0	0	16
528	McHenry	3	0	0	10	191	0	0	204
524	Moraine Valley	0	0	0	0	0	0	0	0
527	Morton	1	0	2	14	11	0	0	28
535	Oakton	0	0	0	0	0	0	0	0
505	Parkland	6	2	52	14	232	39	0	345
515	Prairie State	2	0	105	24	130	2	18	281
521	Rend Lake	0	0	0	0	0	0	0	0
537	Richland	1	0	2	1	19	0	0	23
511	Rock Valley	1	0	6	3	35	0	0	45
518	Sandburg	1	1	0	0	13	0	0	15
506	Sauk Valley	1	1	2	1	13	0	0	18
531	Shawnee	0	1	23	0	70	0	0	94
510	South Suburban	0	0	0	0	0	0	0	0
533	Southeastern	0	0	4	1	2	0	0	7
522	Southwestern*	0	0	0	0	0	0	0	0
534	Spoon River	1	2	7	3	231	0	0	244
504	Triton	131	6	486	329	996	1	0	1,949
516	Waubonsee	7	3	40	162	337	0	0	549
539	Wood	0	0	1	0	2	0	0	3
TOTALS		1,738	127	5,263	4,286	14,526	62	50	26,052

*Formerly Belleville Area College

SOURCE OF DATA: Annual Enrollment & Completion Data (A1)

Illinois Community College Board

Table III-13

SUMMARY OF ANNUAL UNDUPLICATED HEADCOUNT ENROLLMENT BY ETHNIC ORIGIN
IN BACCALAUREATE TRANSFER PROGRAMS, FISCAL YEAR 2002

Dist. No.	District/College	Asian or Pacific Islander	American Indian or Alaskan	Black Non- Hispanic	Hispanic	White Non- Hispanic	Non- Resident Alien	All Other or No Indication	Total
503	Black Hawk	60	21	406	414	4,615	0	0	5,516
508	Chicago	(1,827)	(169)	(14,123)	(5,969)	(5,613)	(1)	(0)	(27,702)
	Daley	116	19	2,084	2,098	1,215	1	0	5,533
	Kennedy-King	10	11	1,940	29	7	0	0	1,997
	Malcolm X	64	17	2,049	304	100	0	0	2,534
	Olive-Harvey	8	19	2,779	220	37	0	0	3,063
	Truman	667	36	1,170	1,036	1,595	0	0	4,504
	Washington	778	59	3,903	1,591	1,797	0	0	8,128
	Wilbur Wright	184	8	198	691	862	0	0	1,943
507	Danville	27	7	181	43	1,845	3	0	2,106
502	DuPage	2,574	32	856	1,212	15,098	1	349	20,122
509	Elgin	368	17	278	817	5,846	25	0	7,351
512	Harper	1,702	29	387	973	8,988	72	923	13,074
540	Heartland	69	26	376	99	4,523	9	0	5,102
519	Highland	16	4	118	21	1,450	4	0	1,613
514	Illinois Central	139	20	564	94	6,405	17	0	7,239
529	Illinois Eastern	(58)	(1)	(57)	(23)	(4,912)	(13)	(0)	(5,064)
	Frontier	5	0	1	4	1,402	0	0	1,412
	Lincoln Trail	16	0	30	9	863	1	0	919
	Olney Central	8	1	10	2	1,272	12	0	1,305
	Wabash	29	0	16	8	1,375	0	0	1,428
513	Illinois Valley	18	2	31	97	2,038	0	33	2,219
525	Joliet	201	18	850	714	8,698	24	0	10,505
520	Kankakee	26	4	253	56	2,077	1	7	2,424
501	Kaskaskia	6	10	128	29	1,681	1	0	1,855
523	Kishwaukee	218	15	660	213	2,932	9	0	4,047
532	Lake County	495	38	912	957	7,725	264	0	10,391
517	Lake Land	22	17	448	108	4,738	28	0	5,361
536	Lewis & Clark	29	13	296	72	5,045	16	0	5,471
526	Lincoln Land	74	9	317	76	5,394	18	0	5,888
530	Logan	111	17	479	60	4,074	0	0	4,741
528	McHenry	72	13	25	201	5,063	30	0	5,404
524	Moraine Valley	196	26	509	553	8,558	118	0	9,960
527	Morton	51	2	63	1,755	993	51	0	2,915
535	Oakton	2,044	27	465	593	8,486	0	0	11,615
505	Parkland	432	23	982	249	5,815	300	0	7,801
515	Prairie State	57	20	1,974	487	2,198	32	569	5,337
521	Rend Lake	15	8	139	35	2,838	0	0	3,035
537	Richland	18	5	369	31	2,353	2	0	2,778
511	Rock Valley	222	29	580	373	6,848	3	0	8,055
518	Sandburg	16	7	167	65	2,126	8	0	2,389
506	Sauk Valley	31	11	42	135	2,189	0	0	2,408
531	Shawnee	16	4	184	11	1,307	0	0	1,522
510	South Suburban	61	19	2,256	329	1,537	11	0	4,213
533	Southeastern	15	13	646	88	1,789	3	0	2,554
522	Southwestern*	182	47	1,591	204	9,084	20	0	11,128
534	Spoon River	46	3	137	20	1,747	2	0	1,955
504	Triton	235	29	1,248	901	4,351	14	0	6,778
516	Waubonsee	79	29	255	562	3,759	7	0	4,691
539	Wood	15	5	74	25	2,186	7	0	2,312
	TOTALS	11,843	789	33,426	18,664	176,924	1,114	1,881	244,641

*Formerly Belleville Area College

SOURCE OF DATA: Annual Enrollment & Completion Data (A1)

Illinois Community College Board
Table III-14
SUMMARY OF ANNUAL UNDUPLICATED HEADCOUNT ENROLLMENT BY ETHNIC ORIGIN
IN OCCUPATIONAL PROGRAMS, FISCAL YEAR 2002

Dist. No.	District/College	Asian or Pacific Islander	American Indian or Alaskan	Black Non- Hispanic	Hispanic	White Non- Hispanic	Non- Resident Alien	All Other or No Indication	Total
503	Black Hawk	30	12	275	191	2,484	0	0	2,992
508	Chicago	(1,724)	(129)	(8,558)	(3,168)	(2,636)	(0)	(0)	(16,215)
	Daley	65	18	831	1,184	621	0	0	2,719
	Kennedy-King	55	24	2,746	149	112	0	0	3,086
	Malcolm X	73	8	1,238	156	102	0	0	1,577
	Olive-Harvey	5	13	1,165	105	17	0	0	1,305
	Truman	295	14	539	348	319	0	0	1,515
	Washington	1,147	44	1,868	798	1,083	0	0	4,940
	Wilbur Wright	84	8	171	428	382	0	0	1,073
507	Danville	10	4	169	26	1,348	0	0	1,557
502	DuPage	1,253	22	638	769	9,159	1	218	12,060
509	Elgin	297	11	302	681	3,743	13	0	5,047
512	Harper	1,295	13	317	566	5,108	42	492	7,833
540	Heartland	10	8	75	6	644	0	0	743
519	Highland	11	3	158	12	1,292	1	0	1,477
514	Illinois Central	82	22	693	116	5,823	12	0	6,748
529	Illinois Eastern	(24)	(27)	(244)	(162)	(12,917)	(0)	(0)	(13,374)
	Frontier	2	0	1	1	588	0	0	592
	Lincoln Trail	0	3	134	31	508	0	0	676
	Olney Central	4	2	4	7	1,098	0	0	1,115
	Wabash	18	22	105	123	10,723	0	0	10,991
513	Illinois Valley	28	6	66	111	2,260	0	51	2,522
525	Joliet	115	19	706	496	4,962	6	0	6,304
520	Kankakee	16	4	390	68	1,955	1	4	2,438
501	Kaskaskia	28	23	232	32	3,131	2	0	3,448
523	Kishwaukee	24	1	73	81	1,233	0	0	1,412
532	Lake County	533	42	1,114	1,380	5,991	402	1	9,463
517	Lake Land	15	21	760	168	3,407	9	0	4,380
536	Lewis & Clark	16	15	255	30	3,943	9	0	4,268
526	Lincoln Land	22	11	217	41	3,674	8	0	3,973
530	Logan	39	14	363	41	3,514	1	0	3,972
528	McHenry	28	8	10	144	2,762	14	0	2,966
524	Moraine Valley	165	45	1,612	858	9,734	110	0	12,524
527	Morton	49	2	68	666	504	22	0	1,311
535	Oakton	941	12	319	369	3,828	0	0	5,469
505	Parkland	178	13	515	97	3,967	187	0	4,957
515	Prairie State	19	7	540	128	792	11	114	1,611
521	Rend Lake	18	7	338	74	1,833	0	0	2,270
537	Richland	13	9	344	27	1,863	0	0	2,256
511	Rock Valley	70	18	414	159	2,757	2	0	3,420
518	Sandburg	11	7	140	49	1,798	3	0	2,008
506	Sauk Valley	5	5	17	123	1,225	0	0	1,375
531	Shawnee	4	5	337	16	806	0	0	1,168
510	South Suburban	54	19	3,223	363	2,001	30	0	5,690
533	Southeastern	8	11	444	81	1,251	1	0	1,796
522	Southwestern*	116	42	1,589	178	7,672	9	0	9,606
534	Spoon River	6	5	16	2	662	0	0	691
504	Triton	286	18	1,476	1,189	4,096	8	0	7,073
516	Waubonsee	78	36	316	617	3,148	4	0	4,199
539	Wood	3	5	50	5	1,100	2	0	1,165
TOTALS		7,624	681	27,373	13,290	131,023	910	880	181,781

*Formerly Belleville Area College

SOURCE OF DATA: Annual Enrollment & Completion Data (A1)

Illinois Community College Board
Table III-15
SUMMARY OF ANNUAL UNDUPLICATED HEADCOUNT ENROLLMENT BY ETHNIC ORIGIN
IN GENERAL STUDIES PROGRAMS, FISCAL YEAR 2002

Dist. No.	District/College	Asian or Pacific Islander	American Indian or Alaskan	Black Non- Hispanic	Hispanic	White Non- Hispanic	Non- Resident Alien	All Other or No Indication	Total
503	Black Hawk	0	0	3	7	9	0	0	19
508	Chicago	(5)	(3)	(121)	(31)	(25)	(0)	(0)	(185)
	Daley	0	0	15	10	0	0	0	25
	Kennedy-King	1	0	15	1	0	0	0	17
	Malcolm X	0	0	16	0	0	0	0	16
	Olive-Harvey	0	0	14	0	0	0	0	14
	Truman	1	1	9	12	5	0	0	28
	Washington	3	2	43	7	19	0	0	74
	Wilbur Wright	0	0	9	1	1	0	0	11
507	Danville	0	0	0	0	0	0	0	0
502	DuPage	1,356	13	339	526	9,207	3	760	12,204
509	Elgin	0	0	0	0	0	0	0	0
512	Harper	0	0	0	0	0	0	0	0
540	Heartland	0	0	0	0	0	0	0	0
519	Highland	6	1	7	4	1,100	0	0	1,118
514	Illinois Central	7	0	6	4	233	1	0	251
529	Illinois Eastern	(0)	(0)	(0)	(0)	(0)	(0)	(0)	(0)
	Frontier	0	0	0	0	0	0	0	0
	Lincoln Trail	0	0	0	0	0	0	0	0
	Olney Central	0	0	0	0	0	0	0	0
	Wabash	0	0	0	0	0	0	0	0
513	Illinois Valley	12	1	8	32	1,095	0	21	1,169
525	Joliet	9	0	17	21	376	0	0	423
520	Kankakee	1	1	37	4	591	0	1	635
501	Kaskaskia	0	0	0	0	2	0	0	2
523	Kishwaukee	4	1	4	24	137	0	0	170
532	Lake County	37	2	55	80	396	16	0	586
517	Lake Land	0	0	0	0	0	0	0	0
536	Lewis & Clark	1	1	4	1	158	0	0	165
526	Lincoln Land	0	0	0	0	1	0	0	1
530	Logan	0	0	0	0	1	0	0	1
528	McHenry	0	0	0	0	0	0	0	0
524	Moraine Valley	0	0	0	0	0	0	0	0
527	Morton	0	0	0	9	18	0	0	27
535	Oakton	20	1	2	4	60	0	0	87
505	Parkland	0	0	0	0	0	0	0	0
515	Prairie State	0	0	0	0	0	0	0	0
521	Rend Lake	0	0	0	0	0	0	0	0
537	Richland	4	0	15	0	234	1	0	254
511	Rock Valley	0	0	0	0	1	0	0	1
518	Sandburg	0	0	0	0	0	0	0	0
506	Sauk Valley	0	0	0	0	0	0	0	0
531	Shawnee	1	0	46	4	455	0	0	506
510	South Suburban	0	0	0	0	1	0	0	1
533	Southeastern	0	0	0	0	109	1	0	110
522	Southwestern*	0	0	1	0	1	0	0	2
534	Spoon River	0	0	0	0	0	0	0	0
504	Triton	0	0	0	0	0	0	0	0
516	Waubonsee	15	6	30	107	670	0	0	828
539	Wood	3	0	3	4	347	0	0	357
	TOTALS	1,481	30	698	862	15,227	22	782	19,102

*Formerly Belleville Area College

SOURCE OF DATA: Annual Enrollment & Completion Data (A1)

Illinois Community College Board
Table III-16
SUMMARY OF ANNUAL UNDUPLICATED HEADCOUNT ENROLLMENT BY ETHNIC ORIGIN
IN VOCATIONAL PROGRAMS, FISCAL YEAR 2002

Dist. No.	District/College	Asian or Pacific Islander	American Indian or Alaskan	Black Non- Hispanic	Hispanic	White Non- Hispanic	Non- Resident Alien	All Other or No Indication	Total
503	Black Hawk	21	13	185	187	1,759	0	0	2,165
508	Chicago	(485)	(48)	(3,004)	(2,159)	(1,479)	(0)	(0)	(7,175)
	Daley	6	3	231	627	148	0	0	1,015
	Kennedy-King	3	2	439	15	4	0	0	463
	Malcolm X	14	6	649	47	19	0	0	735
	Olive-Harvey	3	4	715	96	39	0	0	857
	Truman	224	7	218	361	372	0	0	1,182
	Washington	72	11	511	129	169	0	0	892
	Wilbur Wright	163	15	241	884	728	0	0	2,031
507	Danville	3	0	55	14	1,457	0	0	1,529
502	DuPage	287	3	85	98	2,568	1	51	3,093
509	Elgin	31	1	62	97	406	0	0	597
512	Harper	0	0	0	0	0	0	0	0
540	Heartland	26	1	88	18	647	0	0	780
519	Highland	10	3	71	13	1,214	0	0	1,311
514	Illinois Central	0	0	1	0	14	0	0	15
529	Illinois Eastern	(4)	(5)	(2)	(10)	(4,708)	(0)	(0)	(4,729)
	Frontier	4	4	2	9	4,196	0	0	4,215
	Lincoln Trail	0	0	0	0	2	0	0	2
	Olney Central	0	1	0	0	63	0	0	64
	Wabash	0	0	0	1	447	0	0	448
513	Illinois Valley	0	0	0	0	0	0	0	0
525	Joliet	0	0	9	10	56	0	0	75
520	Kankakee	7	2	68	27	1,077	1	21	1,203
501	Kaskaskia	0	0	0	0	0	0	0	0
523	Kishwaukee	0	0	3	7	19	0	0	29
532	Lake County	20	3	53	56	429	8	0	569
517	Lake Land	92	19	80	66	2,879	15	0	3,151
536	Lewis & Clark	2	0	23	2	621	0	0	648
526	Lincoln Land	8	2	74	5	3,729	1	0	3,819
530	Logan	13	6	12	5	1,515	0	0	1,551
528	McHenry	0	0	0	1	1	0	0	2
524	Moraine Valley	14	3	81	26	946	5	0	1,075
527	Morton	2	0	2	34	63	5	0	106
535	Oakton	211	4	112	113	12,902	0	0	13,342
505	Parkland	13	6	94	10	673	24	0	820
515	Prairie State	15	6	446	130	419	5	906	1,927
521	Rend Lake	30	15	86	94	4,121	3	0	4,349
537	Richland	2	4	11	1	830	0	0	848
511	Rock Valley	23	16	135	57	1,001	0	0	1,232
518	Sandburg	3	2	24	12	1,022	8	0	1,071
506	Sauk Valley	3	3	5	43	486	0	0	540
531	Shawnee	8	5	172	12	1,176	0	0	1,373
510	South Suburban	29	12	776	550	1,507	43	0	2,917
533	Southeastern	2	5	67	19	898	0	0	991
522	Southwestern*	13	3	28	7	44	0	0	95
534	Spoon River	4	2	10	7	490	0	0	513
504	Triton	63	5	268	443	5,888	5	0	6,672
516	Waubensee	5	1	9	161	121	0	0	297
539	Wood	0	0	0	0	2	0	0	2
TOTALS		1,449	198	6,201	4,494	57,167	124	978	70,611

*Formerly Belleville Area College

SOURCE OF DATA: Annual Enrollment & Completion Data (A1)

Illinois Community College Board
Table III-17
SUMMARY OF ANNUAL UNDUPLICATED HEADCOUNT ENROLLMENT BY ETHNIC ORIGIN
IN ADULT BASIC EDUCATION PROGRAMS, FISCAL YEAR 2002

Dist. No.	District/College	Asian or Pacific Islander	American Indian or Alaskan	Black Non- Hispanic	Hispanic	White Non- Hispanic	Non- Resident Alien	All Other or No Indication	Total
503	Black Hawk	36	6	274	702	650	0	0	1,668
508	Chicago	(258)	(132)	(11,314)	(4,439)	(1,097)	(8)	(0)	(17,248)
	Daley	4	8	285	1,075	149	2	0	
	Kennedy-King	21	21	3,004	204	60	0	0	
	Malcolm X	70	54	4,591	1,095	222	4	0	3,310
	Olive-Harvey	10	19	2,354	234	17	1	0	6,036
	Truman	98	18	493	774	226	1	0	2,635
	Washington	6	0	83	32	9	0	0	1,610
	Wilbur Wright	49	12	504	1,025	414	0	0	130
507	Danville	0	0	104	28	125	0	0	2,004
502	DuPage	45	1	59	146	115	0	10	257
509	Elgin	18	4	135	373	133	0	0	376
512	Harper	47	3	56	222	80	2	24	663
540	Heartland	2	2	30	6	330	0	0	434
519	Highland	5	0	123	18	196	0	0	370
514	Illinois Central	2	5	131	9	303	0	0	342
529	Illinois Eastern	(0)	(0)	(2)	(2)	(388)	(0)	(0)	450
	Frontier	0	0	1	1	161	0	0	(392)
	Lincoln Trail	0	0	1	0	124	0	0	163
	Olney Central	0	0	0	1	91	0	0	125
	Wabash	0	0	0	0	12	0	0	92
513	Illinois Valley	4	0	7	20	91	0	9	12
525	Joliet	2	0	252	145	189	3	0	131
520	Kankakee	5	7	260	338	362	0	4	591
501	Kaskaskia	0	3	21	6	185	0	0	976
523	Kishwaukee	7	3	27	82	102	0	0	215
532	Lake County	21	5	140	356	132	21	0	221
517	Lake Land	1	1	1	5	198	2	0	675
536	Lewis & Clark	2	4	90	6	235	6	0	208
526	Lincoln Land	3	0	64	24	331	0	0	343
530	Logan	6	2	125	12	343	4	0	422
528	McHenry	12	2	16	171	145	5	0	492
524	Moraine Valley	5	3	112	98	190	23	0	351
527	Morton	3	1	4	304	65	5	0	431
535	Oakton	306	0	19	140	509	0	0	382
505	Parkland	68	4	175	168	162	104	0	974
515	Prairie State	3	4	209	56	71	1	43	681
521	Rend Lake	0	1	12	2	57	0	0	387
537	Richland	9	1	201	22	352	0	0	72
511	Rock Valley	51	8	348	293	617	1	0	585
518	Sandburg	1	0	3	0	54	0	0	1,318
506	Sauk Valley	2	4	17	47	134	0	0	58
531	Shawnee	23	4	110	22	190	0	0	204
510	South Suburban	1	6	633	78	78	1	0	349
533	Southeastern	4	2	48	20	298	0	0	797
522	Southwestern*	97	16	527	151	305	5	0	372
534	Spoon River	4	9	17	9	273	1	0	1,101
504	Triton	11	3	218	234	159	5	0	313
516	Waubonsee	13	9	185	375	181	0	0	630
539	Wood	0	5	16	7	155	0	0	763
	TOTALS	1,077	260	16,085	9,136	9,580	197	90	36,425

*Formerly Belleville Area College

SOURCE OF DATA: Annual Enrollment & Completion Data (A1)

Illinois Community College Board
 Table III-18

 SUMMARY OF ANNUAL UNDUPLICATED HEADCOUNT ENROLLMENT BY ETHNIC ORIGIN
 IN ADULT SECONDARY EDUCATION, FISCAL YEAR 2002

Dist. No.	District/College	Asian or Pacific Islander	American Indian or Alaskan	Black Non- Hispanic	Hispanic	White Non- Hispanic	Non- Resident Alien	All Other or No Indication	Total
503	Black Hawk	6	7	143	72	480			
508	Chicago	(99)	(18)	(1,588)	(2,646)	(391)	0	0	708
	Daley	4	3	37	379	40	(2)	(0)	(4,744)
	Kennedy-King	2	0	175	6	0	0	0	463
	Malcolm X	9	5	668	349	10	1	0	183
	Olive-Harvey	2	0	351	285	12	0	0	1,042
	Truman	44	8	267	1,036	133	1	0	650
	Washington	18	1	48	18	30	0	0	1,489
	Wilbur Wright	20	1	42	573	166	0	0	115
507	Danville	1	0	34	10	109	0	0	802
502	DuPage	79	5	129	475	496	1	0	154
509	Elgin	14	1	52	178	166	0	28	1,213
512	Harper	11	3	42	96	193	1	0	411
540	Heartland	0	0	0	0	0	0	25	371
519	Highland	0	0	25	6	187	0	0	0
514	Illinois Central	1	0	48	13	258	0	0	218
529	Illinois Eastern	(2)	(1)	(3)	(2)	(281)	(0)	(0)	320
	Frontier	0	1	3	2	164	0	(0)	(289)
	Lincoln Trail	0	0	0	0	0	0	0	170
	Olney Central	2	0	0	0	0	0	0	0
	Wabash	0	0	0	0	86	0	0	88
513	Illinois Valley	16	7	15	204	416	0	0	31
525	Joliet	10	2	213	171	341	4	0	681
520	Kankakee	1	3	126	35	322	1	4	741
501	Kaskaskia	6	3	16	3	231	1	0	492
523	Kishwaukee	1	0	25	99	196	0	0	260
532	Lake County	19	4	125	212	195	21	0	321
517	Lake Land	0	0	5	4	304	2	0	576
536	Lewis & Clark	2	8	81	12	479	0	0	315
526	Lincoln Land	3	0	36	16	494	0	0	582
530	Logan	1	2	50	15	387	3	0	549
528	McHenry	4	5	16	115	252	1	0	458
524	Moraine Valley	12	3	96	173	492	274	0	393
527	Morton	0	0	0	40	13	0	0	1,050
535	Oakton	32	1	15	89	236	0	0	53
505	Parkland	3	7	152	26	266	2	0	373
515	Prairie State	1	1	64	28	19	0	0	456
521	Rend Lake	0	0	50	10	382	0	16	129
537	Richland	22	1	2	24	6	0	0	442
511	Rock Valley	4	7	58	65	238	0	0	55
518	Sandburg	2	2	71	24	369	0	0	372
506	Sauk Valley	1	1	16	30	153	0	0	468
531	Shawnee	10	1	40	13	175	0	0	201
510	South Suburban	2	2	497	59	142	0	0	239
533	Southeastern	0	1	4	3	69	0	0	702
522	Southwestern*	29	19	663	62	882	0	0	77
534	Spoon River	3	1	8	2	216	1	0	1,655
504	Triton	10	4	123	358	303	3	0	231
516	Waubonsee	4	4	109	355	680	0	0	801
539	Wood	5	2	17	3	180	1	0	1,152
	TOTALS	416	126	4,757	5,748	10,999	318	96	22,460

*Formerly Belleville Area College

SOURCE OF DATA: Annual Enrollment & Completion Data (A1)

Illinois Community College Board

Table III-19

SUMMARY OF ANNUAL UNDUPLICATED HEADCOUNT ENROLLMENT BY ETHNIC ORIGIN
IN ENGLISH AS A SECOND LANGUAGE PROGRAMS, FISCAL YEAR 2002

Dist. No.	District/College	Asian or Pacific Islander	American Indian or Alaskan	Black Non- Hispanic	Hispanic	White Non- Hispanic	Non- Resident Alien	All Other or No Indication	Total
503	Black Hawk	0	0	0	0	0	0	0	0
508	Chicago	(2,606)	(38)	(710)	(25,289)	(7,548)	(54)	(0)	(36,245)
	Daley	49	8	13	4,631	726	18	0	5,445
	Kennedy-King	142	0	50	704	22	1	0	919
	Malcolm X	564	1	83	3,279	668	6	0	4,601
	Olive-Harvey	6	0	72	1,087	23	0	0	1,188
	Truman	1,761	15	478	12,026	3,685	22	0	17,987
	Washington	7	2	1	2	11	0	0	23
	Wilbur Wright	77	12	13	3,560	2,413	7	0	6,082
507	Danville	12	0	1	38	5	0	0	56
502	DuPage	1,047	8	63	3,094	1,241	0	106	5,559
509	Elgin	116	1	18	3,277	205	3	0	3,620
512	Harper	403	7	23	2,263	417	0	122	3,235
540	Heartland	42	0	5	21	13	1	0	82
519	Highland	10	0	5	108	26	0	0	149
514	Illinois Central	25	0	3	13	29	3	0	73
529	Illinois Eastern	(30)	(0)	(0)	(6)	(11)	(0)	(0)	(47)
	Frontier	26	0	0	1	0	0	0	27
	Lincoln Trail	0	0	0	0	1	0	0	1
	Olney Central	0	0	0	0	1	0	0	1
	Wabash	4	0	0	5	9	0	0	18
513	Illinois Valley	7	0	0	79	11	0	4	101
525	Joliet	45	1	32	1,191	115	9	0	1,393
520	Kankakee	2	0	0	108	7	0	0	117
501	Kaskaskia	0	14	2	33	4	0	0	53
523	Kishwaukee	41	0	9	632	28	1	0	711
532	Lake County	188	5	17	2,490	355	395	0	3,450
517	Lake Land	4	0	0	20	16	16	0	56
536	Lewis & Clark	2	0	0	3	1	38	0	44
526	Lincoln Land	45	2	5	221	335	11	0	619
530	Logan	2	1	0	0	1	3	0	7
528	McHenry	59	0	1	2,003	197	9	0	2,269
524	Moraine Valley	53	0	7	247	660	911	0	1,878
527	Morton	25	1	2	1,963	204	23	0	2,218
535	Oakton	525	1	6	829	1,345	0	0	2,706
505	Parkland	16	0	0	11	3	33	0	63
515	Prairie State	36	0	6	605	33	1	36	717
521	Rend Lake	8	0	0	3	2	0	0	13
537	Richland	0	0	0	0	0	0	0	0
511	Rock Valley	67	0	13	481	119	13	0	693
518	Sandburg	1	0	0	24	2	0	0	27
506	Sauk Valley	2	1	1	150	13	0	0	167
531	Shawnee	10	4	3	26	3	0	0	46
510	South Suburban	32	0	8	940	88	7	0	1,075
533	Southeastern	0	0	0	0	0	0	0	0
522	Southwestern*	0	0	0	0	0	0	0	0
534	Spoon River	22	0	2	3	1	0	0	28
504	Triton	52	0	9	2,343	1,487	13	0	3,904
516	Waubonsee	53	5	17	3,567	252	0	0	3,894
539	Wood	6	0	0	11	5	3	0	25
	TOTALS	5,594	89	968	52,092	14,782	1,547	268	75,340

*Formerly Belleville Area College

SOURCE OF DATA: Annual Enrollment & Completion Data (A1)

BEST COPY AVAILABLE

Section IV

FINANCIAL DATA

Presented in this section are financial data on audited revenues and expenditures, chargeback computations, local tax rates, tuition and fees, and state aid grants.

Tables IV-1 through IV-3 give historical data for annual enrollments, ICCB grants to colleges, and net instructional unit costs.

Table IV-4 shows the fiscal year 2002 reimbursable credit hours for funded instructional categories and the total reimbursable credit hours for each community college district. Reimbursable credit hours are those hours which qualify for state funding.

Tables IV-5 and IV-6 list the state grants received by each community college district during fiscal year 2002 and fiscal year 2003 for each category of grants.

Table IV-7 shows the per capita costs per credit hour, the chargeback rate, and tuition and fee rates for each community college district. Colleges are limited by law to a tuition rate that does not exceed one-third of their per capita costs.

Table IV-8 lists the total 2001 operating tax extensions and the corporate personal property replacement tax paid to each community college district in 2002.

Table IV-9 itemizes each college's 2001 tax levy rates for the Education Fund; Operations and Maintenance Fund; Bond and Interest Fund; Liability, Protection, and Settlement Fund; Audit Fund; and Other Funds.

Table IV-10 details the fiscal year 2002 net instructional unit cost for funded instructional categories for each community college district.

Tables IV-11 through IV-13 show operating revenues by source and operating expenditures by object and function for the Education and Operation and Maintenance Funds as reported in the districts' fiscal year 2002 external audits.

Tables IV-14 through IV-15 present total current funds revenues by source of funds and expenditures by function for each public community college district as reported in the districts' fiscal year 2002 external audit.

Table IV-16 provides data on energy costs for each college for fiscal year 2002.

Illinois Community College Board

Table IV-1

ANNUAL FTE STUDENTS*
FISCAL YEAR 1992 THROUGH FISCAL YEAR 2002

Dist. No.	District/College	Annual FY 1992 FTE	Annual FY 1993 FTE	Annual FY 1994 FTE	Annual FY 1995 FTE	Annual FY 1996 FTE	Annual FY 1997 FTE	Annual FY 1998 FTE	Annual FY 1999 FTE	Annual FY 2000 FTE	Annual FY 2001 FTE	Annual FY 2002 FTE
503	Black Hawk	5,110	5,034	5,194	4,969	5,080	5,110	4,951	4,847	4,667	4,647	4,846
508	Chicago	58,754	55,902	52,403	47,708	45,887	45,748	45,180	44,087	40,789	40,818	41,103
507	Danville	2,182	2,249	1,937	1,736	1,665	1,629	1,629	1,543	1,473	1,442	1,546
502	DuPage	14,019	14,395	14,024	13,890	13,836	13,702	13,748	13,867	14,229	14,301	15,229
509	Elgin	4,465	4,798	4,688	4,585	4,628	4,678	4,754	4,869	4,885	5,135	5,095
512	Harper	8,218	8,183	7,970	7,641	7,413	7,540	7,707	7,704	7,807	7,448	7,781
540	Hearland	—	—	—	1,378	1,603	1,743	1,831	1,938	2,202	2,255	2,493
519	Highland	1,823	1,826	1,796	1,707	1,563	1,546	1,560	1,509	1,641	1,700	1,638
514	Illinois Central	6,668	6,423	6,319	6,144	6,231	6,275	6,422	6,430	6,328	6,238	6,332
529	Illinois Eastern	4,818	4,691	4,423	4,452	4,404	4,603	4,733	4,615	4,566	4,689	4,771
513	Illinois Valley	2,634	2,617	2,572	2,468	2,348	2,423	2,378	2,440	2,547	2,551	2,530
525	Joliet	5,621	5,827	5,578	5,534	5,709	5,811	5,965	5,987	6,202	6,231	6,637
520	Kankakee	2,871	3,037	2,829	2,917	3,070	2,936	2,861	2,651	2,696	2,567	2,549
501	Kaskaskia	2,541	2,602	2,520	2,476	2,354	2,251	2,204	2,270	2,184	2,124	2,366
523	Kishwaukee	1,952	1,881	1,838	1,912	1,912	1,749	1,878	1,868	2,134	2,187	2,309
532	Lake County	5,865	6,032	5,870	5,807	5,887	5,942	6,089	6,010	6,218	6,218	6,687
517	Lake Land	3,217	3,231	3,276	3,141	3,283	3,389	3,738	3,988	4,419	4,601	4,795
536	Lewis & Clark	3,109	3,069	2,852	2,719	2,797	2,864	2,918	2,987	3,032	3,054	3,181
526	Lincoln Land	4,346	4,467	4,335	4,565	4,584	4,622	4,313	4,189	4,357	4,196	4,644
530	Logan	3,383	3,460	3,379	3,580	3,622	3,555	3,664	3,612	3,824	3,899	3,847
528	McHenry	2,267	2,449	2,499	2,531	2,716	2,707	2,789	2,778	2,948	3,026	3,228
541	Metropolitan	—	—	—	802	613	625	688	—	—	—	—
524	Moraine Valley	8,123	8,084	7,406	7,140	7,040	7,058	7,187	7,341	7,546	7,808	8,311
527	Morton	1,993	1,923	1,845	1,807	1,762	1,955	2,080	2,068	2,083	2,194	2,303
535	Oakton	6,146	6,327	6,289	6,031	6,367	6,070	5,872	5,855	6,567	7,000	7,404
505	Parkland	5,675	5,477	5,139	4,955	4,881	4,752	4,807	4,786	4,850	4,860	5,182
515	Prairie State	3,042	3,029	2,840	2,718	2,746	2,809	2,851	2,865	2,726	2,703	2,826
521	Rend Lake	2,266	2,138	2,219	2,335	2,301	2,296	2,238	2,174	2,321	2,310	2,435
537	Richland	2,167	2,220	2,064	1,869	1,775	1,782	1,829	1,855	1,771	1,880	2,010
511	Rock Valley	4,316	4,321	4,369	4,170	4,141	4,072	4,082	4,248	4,349	4,329	4,903
518	Sandburg	1,800	1,794	1,636	1,729	1,825	1,852	1,847	1,926	1,883	1,984	2,015
506	Sauk Valley	1,873	1,744	1,567	1,503	1,487	1,486	1,454	1,396	1,435	1,423	1,704
531	Shawnee	1,364	1,396	1,400	1,353	1,357	1,282	1,296	1,314	1,359	1,387	1,581
510	South Suburban	4,759	5,106	4,984	4,574	4,437	4,168	4,187	4,099	4,021	3,938	4,166
533	Southeastern	2,320	2,245	2,300	2,277	2,147	2,025	1,960	1,890	1,971	1,903	1,871
522	Southwestern	7,378	7,782	7,393	7,056	6,991	6,819	6,852	6,852	7,061	7,078	7,444
534	Spoon River	1,382	1,457	1,274	1,187	1,204	1,206	1,132	1,085	1,083	1,075	1,148
504	Triton	8,266	8,236	7,489	7,646	8,154	8,349	8,387	8,165	8,242	7,866	7,892
516	Waubensee	3,104	3,267	3,363	3,376	3,437	3,582	3,695	3,652	3,910	4,171	4,544
539	Wood	1,522	1,386	1,261	1,173	1,187	1,204	1,272	1,378	1,380	1,355	1,422
TOTALS		211,359	210,105	201,140	195,505	194,444	194,266	194,995	193,138	193,706	194,591	202,768

*Calculated from annual reimbursable credit hours
SOURCE OF DATA: ICCB Credit Hour Claims

BEST COPY AVAILABLE

Illinois Community College Board
Table IV-2
TOTAL ICCB DIRECT OPERATING GRANTS PAID TO COMMUNITY COLLEGES:
FISCAL YEAR 1996 THROUGH FISCAL YEAR 2003

Dist. No.	District/College	FY 1996	FY 1997	FY 1998	FY 1999	FY 2000	FY 2001	FY 2002**	FY 2003
		Total Grants	Total Grants	Total Grants	Total Grants	Total Grants	Total Grants	Total Grants	Total Grants
503	Black Hawk	\$8,374,803	\$8,821,192	\$9,496,762	\$10,286,682	\$10,592,488	\$10,956,699	\$10,841,000	\$10,590,627
508	Chicago	55,004,449	54,867,655	54,437,927	54,930,479	58,039,108	62,874,697	57,889,973	51,829,279
507	Duaneville	3,624,427	3,813,564	3,754,788	3,830,962	3,909,977	3,995,380	4,005,346	3,822,949
502	DuPage	13,179,428	13,790,384	14,154,326	15,081,253	15,367,425	16,078,969	17,508,396	16,859,337
509	Elgin	4,307,067	4,691,917	4,903,069	5,335,270	5,503,769	5,930,457	6,175,639	6,107,774
512	Harper	7,387,696	7,560,636	7,718,768	8,139,624	8,529,907	9,053,173	9,763,067	8,884,145
540	Heartland*	—	1,682,175	1,978,600	2,268,286	2,438,957	2,618,582	3,083,831	3,037,412
519	Highland	2,783,363	3,088,573	3,085,376	3,024,912	2,959,993	2,985,307	3,479,270	3,620,989
514	Illinois Central	8,299,320	8,550,807	8,990,741	10,040,722	10,854,967	11,231,350	11,726,052	11,367,999
529	Illinois Eastern	8,645,907	9,407,968	10,115,803	11,405,568	12,196,760	12,532,955	13,110,993	13,745,263
513	Illinois Valley	2,645,841	2,923,061	3,033,110	3,238,587	3,209,296	3,357,281	3,975,780	3,839,957
525	Joliet	5,325,738	5,720,266	6,105,851	6,637,669	6,927,496	7,361,710	8,074,177	7,597,300
520	Kankakee	4,791,921	5,315,643	5,948,450	6,159,953	6,493,676	6,534,584	6,451,089	6,177,472
501	Kaskaskia	4,650,210	5,090,772	5,331,459	5,498,425	5,483,053	5,738,996	5,831,317	5,820,225
523	Kishwaukee	2,654,823	2,978,101	3,105,796	3,112,985	2,995,167	2,928,704	3,717,334	4,000,457
532	Lake County	5,571,405	5,903,991	6,081,848	6,577,240	6,978,762	7,287,919	8,023,518	7,634,998
517	Lake Land	4,923,519	5,259,389	5,791,824	6,550,682	7,257,282	8,055,028	9,136,767	9,292,326
536	Lewis & Clark	3,780,402	4,039,454	4,297,924	5,010,532	5,590,251	6,128,283	6,466,321	6,629,975
526	Lincoln Land	4,286,015	4,818,344	5,160,656	5,640,488	5,599,215	5,691,238	6,531,235	5,845,768
530	Logan	7,260,943	8,510,363	9,447,213	10,018,663	10,665,371	10,958,761	11,967,811	12,457,777
528	McHenry	2,361,952	2,596,410	2,849,976	3,119,537	3,283,394	3,463,937	3,839,615	3,734,895
541	Metropolitan*	—	2,324,857	2,144,312	1,819,657	—	—	—	—
524	Moraine Valley	7,570,684	7,536,024	7,535,553	7,960,135	8,313,261	9,124,584	9,900,272	10,433,301
527	Morton	1,908,350	2,163,780	2,242,755	2,671,800	3,232,592	3,363,402	3,584,523	4,054,262
535	Oakton	5,696,547	6,005,266	6,464,993	6,610,315	6,761,137	7,001,025	7,932,165	8,032,581
505	Parkland	6,644,624	6,661,421	6,628,947	6,719,915	6,806,468	7,072,008	7,764,979	7,630,510
515	Prairie State	2,944,497	3,135,988	3,415,543	3,771,699	4,066,541	4,724,539	4,812,734	4,388,568
521	Rend Lake	4,358,233	4,994,048	5,428,696	5,889,394	6,108,097	6,254,887	6,536,163	6,481,475
537	Richland	2,046,188	2,288,960	2,293,923	2,377,645	2,504,328	2,588,343	2,807,377	3,188,519
511	Rock Valley	4,187,882	4,464,383	4,604,212	4,844,598	4,924,019	5,297,127	5,738,605	5,628,063
518	Sandburg	2,288,356	2,671,293	3,173,508	3,540,614	3,706,811	4,031,046	4,134,971	4,163,762
506	Sauk Valley	2,389,055	2,540,632	2,549,889	2,741,392	2,742,959	2,750,634	3,008,603	2,893,035
531	Shawnee	2,913,163	3,281,289	3,533,128	3,713,847	3,861,133	4,139,153	4,422,254	4,545,985
510	South Suburban	6,290,196	7,099,445	7,341,227	7,063,308	7,219,551	7,701,511	7,994,902	7,621,426
533	Southeastern	4,591,564	5,034,661	5,355,455	5,550,454	5,608,479	5,669,904	5,995,064	5,886,306
522	Southwestern	11,944,222	12,919,931	13,197,001	13,693,129	14,124,118	14,892,427	16,595,293	16,930,973
534	Spoon River	1,786,143	2,014,395	2,060,291	2,327,767	2,343,414	2,372,720	2,454,631	2,447,370
504	Triton	7,943,413	8,234,878	8,959,950	9,657,662	9,851,901	10,159,553	10,727,634	10,084,544
516	Waubesaee	3,045,086	3,389,490	3,523,213	3,967,555	4,162,664	4,288,726	4,658,485	4,630,092
539	Wood	1,950,158	2,112,359	2,144,771	2,333,865	2,635,984	3,064,003	3,207,373	3,236,145
TOTALS		\$240,357,589	\$258,303,762	\$268,387,634	\$283,163,271	\$293,849,771	\$310,259,602	\$323,874,561	\$315,173,838

*Heartland and Metropolitan were included in the system funding formula in fiscal year 1997 for the first time.
**Includes reductions for FY2002 due to 11/16/01 budget rescission
SOURCE OF DATA: ICCB Records

Illinois Community College Board
Table IV-3
NET INSTRUCTIONAL UNIT COST IN ILLINOIS PUBLIC COMMUNITY COLLEGES
SINCE FISCAL YEAR 1996

Dist. No.	District/College	FY 1996	FY 1997	FY 1998	FY 1999	FY2000	FY2001	FY2002
503	Black Hawk	\$162.45	\$180.41	\$179.48	\$179.31	\$197.13	\$200.47	\$184.37
508	Chicago	154.72	141.25	155.09	159.42	170.72	172.37	189.70
	Daley	141.92	133.84	149.84	155.05	153.92	154.61	168.08
	Kennedy-King	211.20	162.10	175.74	266.79	286.56	274.88	293.75
	Malcolm X	135.27	132.22	143.89	125.79	139.78	136.50	167.13
	Olive-Harvey	166.70	146.31	162.80	171.44	215.69	237.30	262.56
	Truman	133.25	127.81	142.81	117.95	128.40	130.85	147.01
	Washington	177.07	169.11	184.83	201.48	209.48	232.45	223.15
	Wright	156.83	142.63	153.82	160.33	154.15	156.23	181.65
507	Danville	185.04	212.85	205.33	234.24	248.87	255.33	247.36
502	DuPage	148.46	158.06	165.18	172.90	178.61	186.89	185.98
509	Elgin	158.84	180.29	196.61	196.59	DNS	222.12	237.05
512	Harper	220.69	219.30	222.30	223.39	230.16	254.16	249.80
540	Heartland	169.44	161.72	177.35	198.02	207.32	206.45	176.82
519	Highland	181.66	174.56	182.94	193.56	202.83	196.17	208.00
514	Illinois Central	143.51	168.50	173.41	187.30	NA	206.64	208.21
529	Illinois Eastern	105.67	119.84	131.55	130.34	136.65	143.75	143.85
	Frontier	90.48	104.35	132.72	125.16	134.12	140.50	148.85
	Lincoln Trail	124.89	128.78	137.16	137.96	149.85	157.42	161.33
	Olny Central	128.29	164.24	173.51	165.03	165.5	168.17	168.80
	Wabash Valley	90.06	97.63	103.83	107.61	112.29	120.65	115.93
513	Illinois Valley	155.35	166.47	173.10	170.82	192.09	227.59	237.09
525	Joliet	194.66	200.64	187.89	210.54	202.67	205.02	211.38
520	Kankakee	104.92	116.97	130.35	146.59	182.36	177.68	182.03
501	Kaskaskia	136.10	141.28	158.26	148.06	167.72	191.35	172.40
523	Kishwaukee	153.25	179.45	187.33	197.46	199.22	192.23	192.60
532	Lake County	195.85	208.81	218.88	223.72	246.33	263.01	272.69
517	Lake Land	132.56	133.36	146.42	130.98	132.46	153.08	159.10
536	Lewis & Clark	141.78	175.99	166.74	164.33	174.19	175.11	190.43
526	Lincoln Land	154.95	164.06	185.49	201.05	213.32	208.16	218.08
530	Logan	143.69	155.85	162.96	170.63	186.49	185.17	193.06
528	McHenry	154.38	167.93	182.46	205.61	204.88	233.32	227.12
541	Metropolitan/SCC	155.79	132.49	DNS	---	---	---	---
524	Moraine Valley	174.17	175.85	174.53	181.27	191.35	174.56	183.65
527	Morton	163.19	160.21	155.32	162.72	171.09	173.10	165.42
535	Oakton	150.86	167.50	182.14	189.92	188.36	187.14	170.57
505	Parkland	176.44	185.40	194.42	199.19	210.59	226.19	221.41
515	Prairie State	160.24	181.06	173.38	184.44	225.05	199.62	210.29
521	Rend Lake	132.50	155.95	173.11	172.77	154.2	192.12	163.33
537	Richland	175.79	198.99	204.66	216.32	244.02	245.36	244.78
511	Rock Valley	172.64	177.83	192.84	186.49	168.01	198.22	236.53
518	Sandburg	163.17	207.27	197.19	183.69	221.03	209.89	232.87
506	Sauk Valley	200.45	196.54	205.32	212.93	216.96	245.45	250.05
531	Shawnee	170.32	170.53	152.54	167.06	173.81	186.49	179.68
510	South Suburban	164.81	159.48	155.30	185.56	212.15	219.36	172.58
533	Southeastern	143.79	153.76	175.53	179.42	183	197.42	199.01
522	Southwestern	133.82	139.94	149.28	153.89	177.84	182.83	175.63
534	Spoon River	156.13	171.04	190.94	203.47	221.1	223.65	219.49
504	Triton	154.35	152.84	163.92	178.15	165.92	167.32	177.39
516	Waubensee	185.91	184.00	190.39	198.17	194.92	187.56	187.39
539	Wood	<u>182.77</u>	<u>184.54</u>	<u>172.34</u>	<u>162.91</u>	<u>196.51</u>	<u>226.63</u>	<u>242.01</u>
STATE AVERAGES		\$158.95	\$163.40	\$171.76	\$178.33	\$187.34	\$194.25	\$198.13

DNS = Data Not Submitted
SOURCE OF DATA: Unit Cost Reports

Illinois Community College Board
Table IV-4
FISCAL YEAR 2002 TOTAL REIMBURSABLE CREDIT HOURS*

Dist. No.	District	Baccalaureate	Business	Technical	Health	Remedial	ABE/ASE	Total
503	Black Hawk	73,819	9,353	19,949	6,274	10,274	25,702	145,370
508	Chicago	315,891	47,947	80,373	51,833	100,284	636,769	1,233,097
507	Danville	24,563	5,144	6,398	2,452	4,410	3,403	46,369
502	DuPage	275,936	33,174	66,346	18,273	34,809	28,337	456,874
509	Elgin	83,239	12,496	19,309	6,771	9,689	21,336	152,840
512	Harper	147,980	15,567	20,204	7,663	29,159	12,859	233,432
540	Heartland	50,488	3,090	7,259	2,418	9,897	1,629	74,780
519	Highland	27,984	2,651	5,271	2,418	6,506	4,326	49,155
514	Illinois Central	125,522	14,426	27,160	8,438	8,273	6,153	189,972
529	Illinois Eastern	65,091	9,366	44,244	16,452	4,626	3,361	143,139
513	Illinois Valley	44,369	4,413	15,358	3,416	4,394	3,939	75,888
525	Joliet	114,078	10,575	29,215	9,501	21,438	14,303	199,109
520	Kankakee	28,405	3,179	7,182	6,917	7,417	23,365	76,464
501	Kaskaskia	37,396	7,804	12,374	7,184	3,726	2,486	70,968
523	Kishwaukee	41,127	3,718	6,728	4,276	6,590	6,833	69,271
532	Lake County	119,585	8,940	26,033	10,518	17,431	18,096	200,602
517	Lake Land	70,061	16,103	41,077	6,656	7,187	2,777	143,859
536	Lewis & Clark	55,300	9,873	12,176	4,339	8,333	5,408	95,428
526	Lincoln Land	82,964	12,490	19,676	8,621	12,627	2,933	139,310
530	Logan	67,076	10,585	17,241	10,042	5,292	5,159	115,395
528	McHenry	64,154	7,461	7,451	2,467	6,843	8,461	96,837
524	Moraine Valley	153,694	26,473	22,784	13,238	22,016	11,117	249,322
527	Morton	30,865	4,340	4,142	3,719	5,585	20,441	69,092
535	Oakton	108,183	12,644	23,969	16,803	18,379	42,133	222,110
505	Parkland	100,469	6,676	19,488	7,956	16,200	4,671	155,459
515	Prairie State	42,739	4,575	10,373	5,484	12,356	9,267	84,793
521	Rend Lake	37,932	4,306	17,352	6,091	4,015	3,368	73,063
537	Richland	34,904	3,714	9,543	3,195	5,346	3,607	60,309
511	Rock Valley	85,523	8,195	20,513	6,697	16,971	9,182	147,081
518	Sandburg	33,243	5,579	8,572	5,432	3,939	3,697	60,460
506	Sauk Valley	27,354	3,086	7,919	3,204	5,415	4,146	51,124
531	Shawnee	26,341	4,020	3,966	5,878	1,987	5,225	47,417
510	South Suburban	51,578	11,283	10,626	11,073	15,583	24,851	124,993
533	Southeastern	26,539	5,330	15,640	5,087	1,690	1,859	56,144
522	Southwestern	119,929	20,466	39,871	14,208	18,692	10,153	223,319
534	Spoon River	22,546	1,822	4,722	1,623	2,074	1,649	34,436
504	Triton	108,768	15,163	36,826	14,511	14,870	46,631	236,768
516	Waubonsee	65,795	8,665	10,179	4,929	11,729	35,029	136,325
539	Wood	<u>25,238</u>	<u>3,508</u>	<u>5,766</u>	<u>2,947</u>	<u>3,709</u>	<u>1,487</u>	<u>42,654</u>
STATE TOTALS		3,016,663	398,193	763,266	328,997	499,760	1,076,141	6,083,021

*The credit hours used for funding purposes may not be the same as presented in this table.

SOURCE OF DATA: ICCB Credit Hour Claims

Illinois Community College Board
Table IV-5A
SUMMARY OF FISCAL YEAR 2002 ICCB GRANTS TO ILLINOIS PUBLIC COMMUNITY COLLEGES
ORIGINAL APPROPRIATION

Dist No.	District	Base Operating Grants	Small College Grants	Equalization Grants	Special Population Grants	Workforce Development			Advanced Technology			Deferred Mgmt Grants	Retirees Health Ins Grants	Current Workforce Training Grants	Accelerated College Enrollment Grants	Illinois Community College Online Grants	Total Grants to Colleges
						Business/ Industry Grants	Educ to Careers	Welfare to Work	Instructional Equipment	Technology Support	Staff Tech. Skills Enhance.						
503	Black Hawk	\$4,697,843	\$0	\$4,919,392	\$294,314	\$156,474	\$100,870	\$84,027	\$141,523	\$189,799	\$57,418	\$84,505	\$92,757	\$34,168	\$14,103	\$10,867,192	
508	Chicago	30,289,167	0	16,187,346	6,437,631	542,180	130,299	1,126,560	718,269	285,735	371,971	665,989	489,014	120,577	14,103	58,134,240	
509	DuPage	1,631,606	60,000	1,621,793	72,926	100,321	104,447	66,848	54,647	146,570	22,221	57,652	0	15,000	14,103	4,020,113	
509	Elgin	4,896,716	0	0	518,670	356,792	121,651	69,783	451,446	169,312	148,878	212,037	0	134,679	14,103	17,561,480	
512	Harper	8,115,239	0	0	256,619	163,839	108,878	65,151	152,918	123,621	59,838	102,956	0	194,793	14,103	6,201,010	
540	Heardland	2,325,846	60,000	0	103,096	179,463	121,191	62,072	177,091	121,909	79,929	136,617	0	352,447	14,103	9,798,333	
519	Highland	1,690,451	60,000	0	3,431,114	94,598	97,511	62,820	45,793	150,114	22,543	23,986	0	21,774	14,103	3,098,769	
514	Illinois Central	7,005,517	0	0	137,103	202,276	105,100	89,034	41,130	167,032	20,604	49,712	0	30,000	14,103	3,494,422	
529	Illinois Eastern	5,613,147	0	0	141,890	237,125	102,278	61,669	266,304	179,583	73,171	116,108	0	47,422	14,103	11,751,650	
525	Joliet	6,642,570	0	0	81,305	128,512	105,268	62,475	98,263	154,497	46,846	87,606	0	16,954	14,103	13,137,144	
520	Kankakee	2,612,424	0	0	267,659	197,270	111,682	75,049	204,641	140,123	50,111	49,791	0	51,622	14,103	3,992,444	
501	Kaskaskia	2,632,205	60,000	0	2,929,140	18,448	104,031	69,208	82,692	129,025	28,999	100,844	0	226,586	14,103	8,104,816	
523	Kishwaukee	2,245,449	60,000	0	59,578	127,266	100,482	64,863	96,335	176,304	21,506	40,938	0	51,855	14,103	6,470,556	
532	Lake County	6,586,834	0	0	113,223	101,344	97,646	61,036	56,230	114,800	27,051	48,847	0	50,000	14,103	5,847,417	
517	Lake Land	4,868,221	0	0	272,440	178,035	110,931	75,020	174,882	126,660	75,669	119,614	0	233,701	14,103	3,711,988	
536	Lewis & Clark	3,309,661	0	0	95,001	211,854	101,122	61,324	227,205	205,533	51,329	56,510	0	74,031	14,103	8,054,266	
526	Lincoln Land	4,953,427	0	0	449,958	133,107	102,862	72,229	100,881	180,383	36,896	72,725	0	73,758	14,103	9,160,334	
530	Logan	4,241,474	0	6,820,907	120,503	156,421	108,277	72,833	151,299	212,821	51,396	70,872	0	129,244	14,103	6,486,066	
528	McHenry	3,030,595	0	0	114,149	111,737	101,935	60,288	72,310	117,509	37,933	68,162	0	50,000	14,103	6,555,374	
524	Marine Valley	8,072,437	0	0	216,385	211,246	116,541	86,070	226,265	123,181	64,983	107,159	0	103,754	14,103	11,987,192	
527	Matton	1,864,130	60,000	904,122	215,095	91,784	112,708	68,776	41,439	91,670	30,314	44,997	0	282,447	14,103	3,856,910	
535	Oakton	6,404,859	0	0	418,478	188,115	112,708	68,345	190,477	122,604	62,476	102,311	0	57,713	14,103	9,932,077	
505	Parkland	5,372,348	0	0	1,290,137	154,671	100,982	72,949	138,734	92,083	56,510	76,517	0	224,930	14,103	7,964,853	
515	Prairie State	2,988,122	0	0	805,501	118,487	111,803	79,826	82,753	107,688	33,373	66,964	0	112,914	14,103	4,834,544	
521	Rend Lake	2,669,718	60,000	3,034,530	160,160	136,522	104,469	63,626	110,655	144,336	26,843	49,266	0	50,000	14,103	6,552,685	
517	Richland	1,988,512	60,000	0	81,582	101,210	101,989	74,013	56,022	148,076	30,167	40,874	0	57,001	14,103	2,822,549	
511	Rock Valley	4,666,020	0	0	172,796	155,780	106,359	69,438	140,450	130,532	44,359	88,290	0	136,086	14,103	7,788,375	
518	Sandburg	2,124,539	60,000	0	75,584	111,169	100,021	65,122	71,431	188,909	26,066	42,707	0	51,289	14,103	3,761,561	
506	Sauk Valley	1,599,318	60,000	684,778	64,966	95,013	98,591	61,093	46,435	163,066	19,549	50,893	0	50,000	14,103	4,130,954	
510	South Suburban	4,148,976	0	0	2,186,543	96,707	111,854	67,510	49,055	130,359	16,583	26,284	0	50,000	14,103	3,022,824	
533	Southwestern	2,394,375	60,000	0	309,569	154,011	108,891	117,118	137,714	110,453	38,969	90,148	0	15,000	14,103	4,435,612	
522	Southwestern	7,565,598	0	2,778,466	53,897	137,307	108,612	60,547	111,869	136,432	46,017	44,755	0	167,633	14,103	6,011,379	
534	Spoken River	1,231,402	60,000	0	239,303	241,993	108,612	107,881	273,834	199,673	80,737	108,829	0	50,000	14,103	8,021,914	
504	Triton	8,914,749	0	0	42,147	86,911	104,672	62,043	33,900	161,349	16,997	35,408	0	157,076	14,103	16,628,726	
516	Waubesa	3,560,730	0	0	298,480	126,110	102,663	79,711	94,546	125,505	66,538	88,659	0	116,242	14,103	10,765,168	
539	Wood	1,507,341	60,000	971,843	64,301	98,158	98,640	64,230	51,300	176,700	20,936	29,123	0	50,000	14,103	4,681,981	
STATE TOTALS		\$193,772,921	\$900,000	\$77,191,500	\$13,260,000	\$6,142,001	\$4,130,001	\$3,825,003	\$5,890,001	\$6,040,004	\$2,127,002	\$3,500,008	\$735,000	\$5,000,000	\$1,500,000	\$550,000	\$124,983,441
ROUNDING		2,079															2,059
PERF BASED GRANT		\$193,775,000	\$900,000	\$77,191,500	\$13,260,000	\$6,142,000	\$4,130,000	\$3,825,000	\$5,890,000	\$6,040,000	\$2,127,000	\$3,500,000	\$735,000	\$5,000,000	\$1,500,000	\$550,000	\$124,985,500

SOURCE OF DATA ICCB Financial Records

Illinois Community College Board
Table IV-5B
SUMMARY OF FISCAL YEAR 2002 ICCB GRANTS TO ILLINOIS PUBLIC COMMUNITY COLLEGES
REVISED DUE TO 11/16/01 BUDGET RESCISSION

Dist No.	District	Base Operating Grants	Small College Grants	Equalization Grants	Special Population Grants	Workforce Development				Advanced Technology			Deferred Maint Grants	Retirees Health Ins Grants	Current Workforce Training Grants	Accelerated College Enrollment Grants	Illinois Community College Online Grants	Total Grants to Colleges
						Business/ Industry Grants	Educ to Career Grants	Welfare to Work Grants	Instructional Equipment	Technology Support	Staff Tech Skills Enhance							
503	Black Hawk	\$4,697,843	\$0	\$4,919,392	\$288,147	\$153,195	\$98,754	\$82,267	\$138,557	\$185,824	\$56,213	\$82,735	\$0	\$90,815	\$33,453	\$13,808	\$10,841,000	
508	Chicago	30,289,367	0	16,187,346	6,302,730	530,818	1,023,565	1,102,964	722,795	279,750	164,163	652,040	719,600	478,774	118,052	13,807,69	57,889,973	
507	Danville	1,633,606	60,000	1,621,793	71,398	98,219	102,256	65,448	53,502	143,300	21,755	56,425	0	48,953	14,686	13,807,69	4,005,346	
502	DuPage	14,914,714	0	14,914,714	507,801	349,315	119,099	68,321	443,984	165,766	145,753	207,596	0	422,381	131,859	13,807,69	17,308,396	
509	Elgin	4,896,716	0	4,896,716	251,242	160,405	106,594	63,786	149,713	121,032	58,582	100,800	0	190,714	62,228	13,807,69	6,175,639	
512	Harper	8,115,219	0	8,115,219	342,152	175,702	118,648	60,772	173,779	119,356	78,251	133,756	0	345,067	86,939	13,807,69	9,763,067	
540	Heardland	2,325,846	60,000	2,325,846	100,936	92,616	95,465	61,504	44,833	146,970	22,070	23,484	0	74,982	21,318	13,807,69	3,083,831	
519	Highland	1,690,451	60,000	1,690,451	134,230	198,037	103,091	87,169	207,934	175,822	71,635	113,676	0	137,590	46,429	13,807,69	3,479,270	
514	Illinois Central	7,005,517	0	7,005,517	313,492	232,156	100,132	60,377	260,722	218,472	45,863	85,771	0	48,953	16,599	13,807,69	11,726,052	
513	Illinois Eastern	2,823,723	60,000	2,823,723	79,601	125,819	103,059	61,166	96,203	151,261	25,833	48,748	0	51,499	20,567	13,807,69	3,110,993	
525	Joliet	6,642,570	0	6,642,570	313,492	232,156	100,132	60,377	260,722	218,472	45,863	85,771	0	48,953	16,599	13,807,69	9,763,067	
520	Kankakee	2,612,424	0	2,612,424	237,942	115,966	101,848	67,758	80,959	126,323	28,390	48,090	0	50,769	17,671	13,807,69	3,479,270	
501	Kaskaskia	2,632,205	60,000	2,632,205	38,330	124,599	98,374	63,504	94,316	176,611	21,055	40,081	0	48,953	16,635	13,807,69	6,451,089	
523	Kishwaukee	2,243,449	60,000	2,243,449	110,850	99,220	95,597	59,758	55,051	112,396	26,483	47,824	0	28,807	84,569	13,807,69	3,717,334	
532	Lake County	6,386,834	0	6,386,834	266,731	174,304	108,604	71,449	171,216	124,007	74,081	117,029	0	228,807	84,569	13,807,69	8,023,518	
517	Lake Land	4,868,221	0	4,868,221	93,010	207,414	99,000	60,040	222,443	201,228	50,232	55,126	0	72,481	26,050	13,807,69	6,136,767	
536	Lewis & Clark	3,309,661	0	3,309,661	119,372	130,513	100,704	70,716	103,466	176,065	36,122	71,202	0	72,214	27,848	13,807,69	6,466,321	
526	Lincoln Land	4,951,427	0	4,951,427	137,545	159,380	102,379	68,350	148,128	208,363	50,317	69,388	0	126,538	43,654	13,807,69	6,331,235	
530	Logan	4,241,474	0	4,241,474	117,978	153,143	106,005	71,308	138,477	131,277	41,462	66,930	0	48,953	16,090	13,807,69	11,965,811	
538	McHenry	3,030,595	0	3,030,595	111,757	109,395	99,796	59,025	70,794	115,048	37,137	56,904	0	101,581	33,774	13,807,69	3,839,615	
524	Moaine Valley	8,072,437	0	8,072,437	211,851	206,819	114,096	84,267	221,522	120,601	61,619	104,915	0	276,533	68,080	13,807,69	9,900,272	
527	Monterey	1,864,130	60,000	1,864,130	210,388	89,860	99,437	67,335	40,570	89,730	29,678	44,055	0	56,504	14,686	13,807,69	3,584,523	
535	Oakton	6,004,859	0	6,004,859	409,709	184,173	110,343	66,914	186,485	200,036	61,165	100,168	0	220,220	54,286	13,807,69	7,932,165	
505	Parkland	5,372,348	0	5,372,348	169,361	151,410	98,863	71,421	135,826	188,060	55,324	74,914	0	110,550	32,918	13,807,69	7,764,979	
515	Prairie State	2,988,122	0	2,988,122	156,804	116,004	109,457	78,154	81,018	105,432	32,673	65,561	0	207,059	53,140	13,807,69	4,812,734	
521	Rend Lake	2,669,718	60,000	2,669,718	72,075	133,661	102,277	62,293	108,336	141,313	26,280	48,234	0	48,953	14,686	13,807,69	6,536,163	
537	Richland	1,988,512	60,000	1,988,512	79,872	99,089	101,318	72,463	54,848	144,975	29,730	40,018	0	55,807	16,938	13,807,69	2,807,377	
511	Rock Valley	4,666,030	0	4,666,030	169,175	152,515	104,128	67,984	137,506	127,798	43,428	86,441	0	133,236	36,566	13,807,69	5,738,605	
518	Stadburg	2,124,539	60,000	2,124,539	74,000	108,819	97,923	63,758	69,934	184,932	25,519	41,813	0	50,215	16,012	13,807,69	3,008,603	
506	Stark Valley	1,599,338	60,000	1,599,338	63,605	93,022	96,523	59,813	45,462	159,651	19,139	49,827	0	48,953	14,686	13,807,69	4,422,254	
531	Shawnee	1,550,680	60,000	1,550,680	59,677	94,680	109,507	66,096	48,027	127,629	16,235	25,733	0	48,953	14,686	13,807,69	3,008,603	
510	South Suburban	4,148,976	0	4,148,976	303,082	150,783	106,606	114,665	134,828	108,140	38,151	88,456	0	164,123	40,407	13,807,69	4,422,254	
533	Southwestern	2,394,375	60,000	2,394,375	52,768	134,429	106,333	59,279	109,524	133,574	45,051	43,818	0	48,953	14,686	13,807,69	7,994,902	
522	Southwestern	7,565,598	0	7,565,598	234,288	236,922	108,519	103,621	268,094	195,491	79,042	106,530	0	153,787	59,968	13,807,69	5,995,064	
534	Spoon River	1,231,042	60,000	1,231,042	41,264	85,090	102,476	60,744	33,189	157,970	16,640	34,666	0	48,953	14,686	13,807,69	16,955,293	
514	Triton	8,914,749	0	8,914,749	456,211	279,193	103,254	78,041	333,495	135,919	90,204	130,932	0	113,808	28,019	13,807,69	2,454,631	
504	Waubesa	3,560,730	0	3,560,730	293,225	123,467	100,509	62,181	92,564	122,876	65,141	86,802	0	98,968	39,213	13,807,69	10,727,634	
539	Wood	1,507,341	60,000	1,507,341	65,954	96,101	96,571	62,885	50,225	172,999	20,497	28,513	0	48,953	14,686	13,807,69	4,658,485	
STATE TOTALS		\$193,772,921	\$900,000	\$193,772,921	\$12,982,137	\$6,209,092	\$4,062,934	\$3,744,888	\$5,766,547	\$5,913,496	\$2,082,356	\$3,426,700	\$719,600	\$4,895,300	\$1,468,590	\$538,500	\$323,874,561	
ROUNDING		2,079			63	8	66	12	53	4	44			10			2,339	
PERF BASED GRANT		\$193,775,000	\$900,000	\$193,775,000	\$12,982,200	\$6,209,100	\$4,063,000	\$3,744,900	\$5,766,600	\$5,913,500	\$2,082,400	\$3,426,700	\$719,600	\$4,895,300	\$1,468,600	\$538,500	\$323,876,900	

SOURCE OF DATA ICCB Financial Records

Illinois Community College Board
Table IV-6
SUMMARY OF FISCAL YEAR 2003 ICCB GRANTS TO ILLINOIS PUBLIC COMMUNITY COLLEGES

Dist No.	District	Workforce Development				Advanced Technology				Deferred Maint Grants	Retirees Health Ins Grants	Additional Designated Grants	Total Grants to Colleges							
		Base Operating Grants	Small College Grants	Equitation Grants	Current Training Grants	Business/Industry Grants	Educ. to Career Grants	Welfare to Work Grants	P-16 Initiative Grants					Illinois Community College Online Grants	Instructional Equipment	Technology Support	Staff Tech Skills Enhance	Special Population Grants		
503	Black Hawk	\$4,509,959	\$0	\$5,023,500	\$76,203	\$132,666	\$90,002	\$77,758	\$26,993	\$12,025	\$118,291	\$155,776	\$48,966	\$0	\$69,164	\$0	\$0	\$0	\$189,326	\$10,590,627
504	Chicago	30,898,708	0	9,932,836	400,333	419,742	95,424	734,023	101,076	12,025	620,148	217,807	317,216	0	453,341	0	0	0	7,000,000	51,829,279
507	Denville	1,526,502	60,000	1,614,847	50,000	90,546	90,168	66,144	15,000	12,025	44,659	126,376	18,950	0	51,678	0	0	0	56,054	3,822,949
502	DuPage	14,719,337	0	0	357,263	284,976	93,981	65,228	113,516	12,025	384,466	141,863	126,963	0	185,096	0	0	0	374,803	16,859,337
519	Elgin	5,022,163	0	0	142,028	91,341	61,886	60,728	74,445	12,025	134,658	110,263	89,940	0	118,954	0	0	0	174,098	6,107,774
510	Harper	7,552,402	0	0	284,799	149,296	93,643	60,728	17,813	12,025	147,363	108,228	68,163	0	210,999	0	0	0	8,884,145	
540	Heardland	2,352,121	60,000	1,207,654	64,918	88,550	89,270	61,886	15,000	12,025	41,169	128,570	19,225	0	37,193	0	0	0	64,672	3,037,412
519	HIGHLAND	1,728,870	60,000	3,462,923	50,000	86,409	89,270	61,267	15,000	12,025	37,929	140,379	17,571	0	43,866	0	0	0	70,927	3,620,989
529	Illinois Eastern	6,752,337	0	7,022,615	50,000	165,178	90,602	74,551	15,000	12,025	175,128	148,797	62,400	0	98,913	0	0	0	172,008	11,367,999
513	Illinois Valley	5,609,061	60,000	301,919	50,000	204,155	89,849	60,916	15,000	12,025	243,265	179,043	39,250	0	76,900	0	0	0	142,482	13,745,263
523	Joliet	6,423,068	0	0	191,049	113,076	90,358	61,401	16,792	12,025	84,045	132,197	22,503	0	48,878	0	0	0	80,128	8,319,937
520	Kankakee	2,538,223	0	2,922,854	50,000	155,535	91,908	68,030	62,422	12,025	158,270	122,104	42,905	0	89,323	0	0	0	180,659	7,592,000
501	Kankaskia	2,532,416	60,000	2,443,997	50,000	103,159	90,156	62,856	15,000	12,025	66,708	113,448	24,720	0	42,610	0	0	0	186,306	7,034,998
523	Kishwaukee	2,262,827	60,000	1,054,325	50,000	111,960	89,602	63,530	15,000	12,025	82,094	147,342	18,340	0	36,347	0	0	0	135,431	6,177,472
532	Lake County	6,423,166	0	0	193,274	93,417	89,157	67,868	74,488	12,025	50,377	104,054	23,069	0	44,419	0	0	0	57,572	5,820,235
517	Lake Land	4,973,711	0	0	50,000	140,872	90,774	66,764	15,000	12,025	119,362	172,755	43,830	0	72,837	0	0	0	123,558	5,845,768
536	Lexis & Clark	3,191,510	0	3,313,609	62,669	98,276	90,014	60,296	28,789	12,025	149,578	112,526	64,530	0	60,650	0	0	0	116,859	12,457,777
526	Lincoln Land	4,674,508	0	2,621,063	61,632	118,802	89,804	61,024	21,716	12,025	207,837	170,944	43,773	0	94,047	0	0	0	90,268	3,734,495
530	Logan	4,333,056	0	1,904,557	108,490	133,279	90,498	68,273	23,449	12,025	94,213	150,179	31,463	0	39,938	0	0	0	229,859	10,433,301
524	McHenry	3,020,143	0	7,285,553	50,000	140,872	90,774	66,764	15,000	12,025	119,362	172,755	43,830	0	72,837	0	0	0	98,689	6,629,935
528	Moraine Valley	8,185,507	0	899,582	86,964	98,276	90,014	60,296	28,789	12,025	132,636	117,446	36,117	0	60,650	0	0	0	116,859	12,457,777
527	Morton	1,930,726	60,000	1,435,538	231,211	181,985	92,727	75,710	15,000	12,025	58,172	105,975	32,349	0	51,704	0	0	0	90,268	3,734,495
535	Oakton	6,790,215	0	0	184,137	164,313	89,793	64,177	46,481	12,025	37,149	86,830	23,852	0	39,938	0	0	0	120,984	4,054,262
505	Parkland	3,195,634	0	1,472,110	94,972	129,090	89,904	66,467	27,516	12,025	173,616	111,047	53,418	0	74,910	0	0	0	148,678	7,630,510
515	Patrie State	2,843,462	0	646,810	174,110	104,476	91,814	72,773	45,540	12,025	69,011	97,167	28,460	0	57,496	0	0	0	108,434	4,388,568
521	Rend Lake	2,549,819	60,000	3,175,936	50,000	115,315	90,176	62,075	15,000	12,025	88,081	126,764	22,892	0	36,757	0	0	0	67,937	6,481,475
537	Richland	1,988,111	0	499,952	50,000	96,925	90,086	62,222	15,000	12,025	55,810	126,990	23,897	0	36,757	0	0	0	151,790	5,628,063
511	Rock Valley	4,528,128	0	1,591,155	112,650	130,575	90,774	63,207	31,194	12,025	114,635	116,998	37,829	0	40,003	0	0	0	151,790	5,628,063
518	Sandburg	2,187,361	60,000	1,240,809	50,000	103,635	89,561	62,722	15,000	12,025	67,340	156,265	22,229	0	37,663	0	0	0	63,744	3,188,519
506	Sauk Valley	1,558,374	60,000	670,476	50,000	87,358	89,297	60,970	15,000	12,025	39,086	137,009	16,671	0	44,922	0	0	0	58,732	4,163,762
531	Shawnee	1,518,519	60,000	2,375,658	50,000	88,089	91,256	65,039	15,000	12,025	40,364	117,793	14,142	0	28,698	0	0	0	50,847	2,893,035
533	Southwestern	4,077,235	0	2,584,599	137,223	131,836	91,228	97,106	34,594	12,025	40,364	117,793	14,142	0	28,698	0	0	0	167,996	7,621,426
534	Spoon River	7,520,942	0	2,949,407	50,000	115,730	90,740	60,350	15,000	12,025	116,841	99,829	33,233	0	77,679	0	0	0	52,402	8,445,985
504	Stanton	1,160,596	60,000	8,045,159	129,039	205,565	91,504	92,417	48,825	12,025	245,731	164,555	64,852	0	37,867	0	0	0	47,726	5,886,306
516	Triton	8,494,258	0	668,001	50,000	80,577	90,147	61,967	15,000	12,025	27,231	136,797	14,495	0	93,358	0	0	0	213,001	16,930,973
506	Waubesaee	3,742,335	0	192,032	95,156	219,741	90,558	69,351	23,990	12,025	270,513	120,702	78,575	0	31,976	0	0	0	38,608	2,447,370
539	Wood	1,421,316	60,000	1,108,815	50,000	89,443	89,312	62,264	15,000	12,025	79,562	111,743	56,743	0	118,802	0	0	0	298,241	10,084,544
STATE TOTALS		\$191,837,096	\$900,000	\$76,616,781	\$4,263,898	\$5,408,299	\$3,539,000	\$3,261,801	\$1,278,999	\$468,273	\$5,023,000	\$5,150,897	\$1,813,000	\$0	\$2,084,592	\$0	\$0	\$12,000,000	\$315,173,818	
ROUNDING/		\$191,837,100	\$900,000	\$76,617,500	\$4,263,900	\$5,408,300	\$3,539,000	\$3,261,800	\$1,279,000	\$469,000	\$5,023,000	\$5,150,900	\$1,813,000	\$0	\$2,084,600	\$0	\$0	\$12,000,000	\$315,174,600	
UNDISTRIBUTED																			762	

SOURCE OF DATA ICCB Financial Records



107

Illinois Community College Board

Table IV-7

PER CAPITA COSTS, CHARGEBACK RATES, AND STUDENT TUITION AND
FEE RATES AT ILLINOIS PUBLIC COMMUNITY COLLEGE DISTRICTS

Dist. No.	District	FY 2002 Per Capita Costs a)	FY 2003 Chargeback Rates a)	FY 2003 Student Tuition & Fee Rates b)
503	Black Hawk	321.96	94.21	55.00
508	Chicago	276.04	151.51	60.33
507	Danville	378.43	174.85	51.00
502	DuPage	259.02	124.50	58.50
509	Elgin	315.39	205.97	56.00
512	Harper	359.92	213.26	71.79
540	Heartland	312.03	183.40	50.00
519	Highland	354.40	189.02	54.50
514	Illinois Central	314.75	137.10	52.00
529	Illinois Eastern	233.18	95.65	45.00
513	Illinois Valley	323.38	151.06	60.25
525	Joliet	274.01	136.72	56.00
520	Kankakee	291.39	105.40	44.00
501	Kaskaskia	255.76	87.54	48.00
523	Kishwaukee	280.34	151.44	56.00
532	Lake County	382.00	227.00	56.00
517	Lake Land	233.25	56.95	55.80
536	Lewis & Clark	339.09	175.52	58.00
526	Lincoln Land	284.55	166.83	50.00
530	Logan	240.02	116.35	49.00
528	McHenry	278.03	179.89	57.00
524	Moraine Valley	235.34	132.80	56.00
527	Morton	249.89	107.87	48.00
535	Oakton	247.20	116.92	56.60
505	Parkland	329.74	159.06	57.00
515	Prairie State	356.40	170.51	70.00
521	Rend Lake	360.23	187.58	48.00
537	Richland	317.89	138.05	52.00
511	Rock Valley	287.99	136.60	48.00
518	Sandburg	414.90	163.06	65.50
506	Sauk Valley	316.20	139.14	54.00
531	Shawnee	264.82	75.93	44.00
510	South Suburban	318.82	158.57	62.75
533	Southeastern	348.41	199.48	49.00
522	Southwestern	244.74	101.41	49.00
534	Spoon River	313.08	148.63	60.00
504	Triton	243.87	92.33	53.00
516	Waubonsee	258.37	131.39	50.00
539	Wood	<u>306.46</u>	<u>151.44</u>	58.00
AVERAGES		\$300.55	\$144.49	\$54.49

DNS - Data Not Submitted

SOURCES OF DATA: a) Certificate of Chargeback Reimbursement

b) ICCB Survey

Illinois Community College Board
Table IV-8
2001 OPERATING TAX EXTENSIONS* FOR REAL ESTATE
AND OTHER PROPERTY TAX AND 2002 CORPORATE PERSONAL
PROPERTY REPLACEMENT TAX REVENUES

Dist. <u>No.</u>	<u>District</u>	<u>2001 Operating Tax Extension a)</u>	<u>2002 Total CPPRT b)</u>
503	Black Hawk	\$6,650,583	\$780,709
508	Chicago	86,071,483	7,767,056
507	Danville	3,646,828	328,510
502	DuPage	53,925,447	885,274
509	Elgin	21,411,383	321,491
512	Harper	34,246,327	546,760
540	Heartland	6,514,746	457,703
519	Highland	3,246,937	229,425
514	Illinois Central	11,199,017	1,678,093
529	Illinois Eastern	2,525,238	383,334
513	Illinois Valley	5,700,791	686,154
525	Joliet	20,439,058	1,122,300
520	Kankakee	4,060,575	280,290
501	Kaskaskia	2,277,015	283,328
523	Kishwaukee	4,895,048	149,722
532	Lake County	32,602,153	675,245
517	Lake Land	4,792,902	248,757
536	Lewis & Clark	5,697,704	565,820
526	Lincoln Land	14,190,049	627,256
530	Logan	3,662,553	358,757
528	McHenry	15,228,951	185,637
524	Moraine Valley	17,811,088	717,165
527	Morton	5,090,935	714,374
535	Oakton	32,415,737	585,205
505	Parkland	11,516,879	1,257,008
515	Prairie State	5,740,100	275,174
521	Rend Lake	1,410,421	245,078
537	Richland	4,169,076	246,704
511	Rock Valley	12,712,632	879,971
518	Sandburg	3,174,323	154,999
506	Sauk Valley	3,374,736	264,926
531	Shawnee	1,169,793	281,366
510	South Suburban	6,340,097	320,214
533	Southeastern	1,329,461	127,815
522	Southwestern	10,102,306	793,441
534	Spoon River	1,535,317	523,104
504	Triton	17,127,382	1,144,798
516	Waubonsee	14,049,206	527,072
539	Wood	<u>2,344,832</u>	<u>286,707</u>
TOTALS		\$494,399,109	\$27,906,742

*2001 tax extensions are collectible in 2002

SOURCES OF DATA: a) ICCB Tax Survey

b) Department of Revenue

Illinois Community College Board

Table IV-9

2001 TAX LEVY RATES (PER \$100 OF EAV)

Dist. No.	District	Impacted by PTELL*	Education Fund	Oper. & Maint. Fund	Supp. Equity	Liability, Protect. & Settlement		Working Cash Bonds	Protect., Health & Safety Bonds	Teachers' Orders/Other	Prot., Health, & Safety Tax Levy	PBC Oper. & Maint. Fund	PBC Rental Fund	Total
						Fund	Fund							
503	Black Hawk		12.00	7.00	6.21	6.30	0.20				4.92	1.37	8.77	36.63
508	Chicago	X	16.20	4.31		1.09	0.08							31.82
507	Danville		37.29	7.50		7.89	0.27	7.89						60.84
502	DuPage	X	16.71	2.81		0.11	0.02							19.65
509	Elgin	X	22.25	6.94		2.68	0.07	0.25				1.49	4.68	38.36
512	Harper	X	15.33	6.57		0.73	0.05	5.60			1.42			31.14
540	Heartland		17.50	5.00		5.25	0.16				1.44			30.67
519	HIGHLAND		17.50	7.50		4.52	0.20				0.29			46.92
514	Illinois Central		20.00	5.00		3.81	0.11				4.60			47.42
529	Illinois Eastern		17.50	7.50		3.44	0.45		14.83		4.76		4.79	43.72
513	Illinois Valley		13.00	4.00	8.21	8.02	0.34			8.35	5.00			46.92
525	Joliet	X	12.50	7.50		1.41	0.06				0.90			22.37
520	Kankakee		14.00	4.00	4.20	1.34	0.20	4.69			5.00			23.74
501	Kaskaskia		17.50	7.50		7.31	0.25							42.25
523	Kishwaukee		27.33	7.45		4.63	0.33	13.51						53.25
532	Lake County		12.90	6.00		0.90								21.10
517	Lake Land	X	15.50	2.50		3.45	0.27	0.90			0.40			41.83
536	Lewis & Clark		15.00	10.00		4.06	0.09	0.70			4.42			46.62
526	Lincoln Land		27.00	7.00		3.28	0.07	2.93						40.48
530	Logan		30.00	5.00		7.77	0.03				5.00			47.80
528	McHenry	X	27.00	3.00		1.74	0.08	1.85						33.67
524	Moraine Valley	X	17.50	5.00	2.71	1.80	0.07	2.50			1.22			30.80
527	Morton	X	29.38	9.79		8.08	0.49				2.42			54.66
535	Oakton	X	16.80	4.16		0.25	0.04	4.50						21.25
505	Parkland		26.00	10.00		4.44	0.12				5.00			45.56
515	Prairie State		19.56	2.99		9.76	0.26							38.69
521	Rend Lake	X	20.00	5.00		11.50	0.47							59.87
537	Richland		21.31	4.00		4.36	0.25		20.50		2.40			37.24
511	Rock Valley		23.00	4.00		4.02	0.08		3.14		0.77			40.90
518	Sandburg		17.00	5.00		7.54	0.23				4.85			48.08
506	Sauk Valley		24.50	3.00		2.36	0.25	1.89			0.87			46.49
531	Shawnee		19.13	3.65		7.29	0.45				5.00			35.52
510	South Suburban		10.00	7.50	5.51	12.99	0.27	4.73			1.15			45.69
533	Southeastern	X	28.00	10.00		12.49	0.50		9.32					60.31
522	Southwestern		13.19	2.80	5.89	3.15	0.25	0.97			3.81			30.06
534	Spoon River		20.00	5.00		12.66	0.08		10.23					47.97
504	Triton	X	23.37	6.44		2.42	0.11				0.54			32.88
516	Waubesaec	X	25.30	3.00		1.52					1.60		8.88	41.21
539	Wood		17.50	5.00	2.71	6.94	0.16	3.28						35.59

*Property Tax Extension Limitation Law
SOURCE OF DATA: ICCB 2002 Budget Information/Tax Revenue Survey

BEST COPY AVAILABLE



Illinois Community College Board
Table IV-10
FISCAL YEAR 2002 NET INSTRUCTIONAL UNIT COST BY FUNDED INSTRUCTIONAL CATEGORIES
IN ILLINOIS PUBLIC COMMUNITY COLLEGES

Dist. No.	District	Baccalaureate	Business	Technical	Health	Remedial	ABE/ASE	Average
503	Black Hawk	\$187.83	\$185.52	\$221.94	\$230.03	\$175.54	\$141.26	\$184.37
508	Chicago	231.48	223.70	237.42	262.58	204.87	151.05	189.70
507	Danville	229.28	282.12	315.69	253.65	211.62	248.52	247.36
502	DuPage	176.65	215.31	212.14	294.73	169.34	147.81	185.98
509	Elgin	224.97	228.13	292.77	403.47	231.31	190.55	237.05
512	Harper	240.78	270.11	282.26	426.86	237.95	210.82	249.80
540	Heartland	169.94	226.78	245.21	271.46	128.22	172.96	176.82
519	Highland	208.07	249.61	255.06	216.34	157.04	198.90	208.00
514	Illinois Central	181.08	209.84	291.16	377.68	187.16	223.24	208.21
529	Illinois Eastern	133.34	185.69	142.65	175.65	147.97	92.25	143.85
513	Illinois Valley	233.75	240.27	233.93	341.24	242.44	187.62	237.09
525	Joliet	193.48	214.78	294.55	304.65	181.15	167.44	211.38
520	Kankakee	183.05	239.72	261.43	273.59	167.33	127.89	182.03
501	Kaskaskia	146.11	174.54	195.07	270.70	142.90	208.42	172.40
523	Kishwaukee	161.61	198.73	303.66	271.77	163.26	247.83	192.60
532	Lake County	266.50	278.71	292.27	424.64	254.89	235.96	272.69
517	Lake Land	144.94	164.73	168.69	247.38	149.10	179.40	159.10
536	Lewis & Clark	176.43	183.94	208.39	429.19	182.69	142.94	190.43
526	Lincoln Land	207.11	161.58	218.99	364.83	220.12	283.55	218.08
530	Logan	177.36	213.30	228.31	242.47	196.07	150.82	193.06
528	McHenry	228.08	227.66	310.72	244.77	208.56	177.95	227.12
524	Moraine Valley	179.45	156.28	250.32	267.62	162.83	138.84	183.65
527	Morton	175.34	190.03	225.63	274.39	129.03	128.36	165.42
535	Oakton	182.52	197.74	223.62	199.17	151.22	98.38	170.57
505	Parkland	205.51	237.27	257.07	377.75	197.32	221.79	221.41
515	Prairie State	194.46	199.00	234.93	378.88	187.36	195.26	210.29
521	Rend Lake	111.50	160.20	241.36	245.12	136.12	229.25	163.33
537	Richland	227.22	261.44	295.05	357.15	160.47	290.71	244.78
511	Rock Valley	236.75	231.70	264.44	360.58	181.43	190.13	236.53
518	Sandburg	202.10	266.08	269.15	286.26	201.02	316.74	232.87
506	Sauk Valley	229.85	243.25	293.01	393.98	229.26	226.88	250.05
531	Shawnee	166.55	195.28	245.97	193.79	179.89	168.64	179.68
510	South Suburban	174.16	167.32	239.50	266.07	157.83	112.33	172.58
533	Southeastern	177.76	207.50	215.33	247.30	160.39	249.22	199.01
522	Southwestern	162.22	187.92	188.86	232.46	158.84	205.65	175.63
534	Spoon River	196.66	276.36	292.02	314.11	172.19	225.21	219.49
504	Triton	173.14	185.77	210.28	248.88	189.03	131.81	177.39
516	Waubonsee	193.29	219.94	254.56	208.27	157.37	156.49	187.39
539	Wood	<u>222.87</u>	<u>226.41</u>	<u>284.88</u>	<u>336.08</u>	<u>221.18</u>	<u>293.82</u>	<u>242.01</u>
STATE AVERAGES		\$196.29	\$207.79	\$233.38	\$281.78	\$187.45	\$155.56	\$198.13

DNS = Data Not Submitted

NA = Not Available

SOURCE OF DATA: ICCB Unit Cost Report

Illinois Community College Board
Table IV-11
Fiscal Year 2002 Audited Operating Revenues* By Source

Dist No.	District	Local Taxes & Chabacks	Student Tuition	Student Fees	ICCB Grants	CPPR1**	Adult Ed & Other State	State Vocational Ed.	Federal	Other	Total
503	Black Hawk	\$ 6,247,526	\$ 8,092,383	\$ 832,474	\$ 9,416,242	\$ 590,410	\$ 35,023	\$ 177,745	\$ 105,377	\$ 1,191,084	\$ 26,688,264
508	Chicago	83,788,601	40,942,898	4,476,502	45,980,914	8,236,280	11,342,702	1,239,787	236,624	5,500,071	201,744,379
507	Danville	3,503,999	3,184,572	522,236	3,315,401	348,355	19,759	80,825	9,012	279,502	11,263,661
502	DuPage	52,699,816	28,971,036	1,640,500	14,934,716	1,010,103	0	312,147	2,720	1,856,209	101,427,247
509	Elgin	19,321,197	6,928,410	964,615	4,826,496	0	2,168,451	193,518	0	830,109	35,232,796
512	Harper	31,944,002	15,746,115	3,633,413	8,115,240	563,823	17,388	239,558	28,074	1,508,200	61,795,813
540	Heartland	6,156,095	4,069,221	592,937	2,385,848	522,241	720,336	93,832	9,148	777,777	15,327,435
519	Highland	3,205,122	2,246,305	138,401	2,771,311	297,844	0	92,561	37,398	545,611	9,334,553
514	Illinois Central	10,797,208	9,527,390	425,840	10,065,562	1,914,713	0	260,349	0	2,252,813	35,243,875
529	Illinois Eastern	2,534,289	6,650,348	494,322	11,654,166	406,493	1,321,405	354,768	0	364,770	23,780,561
513	Illinois Valley	5,422,540	3,400,125	341,055	3,026,838	727,607	939,664	0	0	611,254	14,469,083
525	Joliet	20,411,464	10,123,338	1,556,870	6,642,572	1,190,100	1,406	211,148	0	440,427	40,590,874
520	Kankakee	3,296,227	2,848,589	201,521	5,541,564	297,223	1,127,453	146,251	78,189	503,980	14,040,997
501	Kaskaskia	2,193,620	2,999,344	720,331	4,762,985	323,278	117,028	0	94,178	144,346	11,355,110
523	Kishwaukee	4,879,825	3,397,616	428,333	2,930,417	194,372	89,354	91,489	4,649	170,426	12,186,481
532	Lake County	32,345,987	13,527,635	0	6,540,821	716,038	3,137,390	302,950	8,288	736,441	58,087,234
517	Lake Land	4,276,387	4,829,720	1,971,127	6,540,821	716,038	1,571,743	137,746	0	1,681,617	20,713,506
536	Lewis & Clark	5,839,108	4,447,996	381,532	5,543,751	597,658	0	169,050	0	88,078	17,067,173
526	Lincoln Land	14,021,472	5,403,195	845,382	5,403,386	661,831	0	115,004	14,538	525,392	26,990,200
530	Logan	4,666,620	6,582,408	387,562	11,062,383	409,343	0	243,773	4,956	697,907	24,054,957
528	McHenry	14,675,209	4,912,199	2,472,949	3,030,596	211,814	173	86,175	0	286,631	25,675,746
524	Moraine Valley	15,636,847	17,861,930	87,554	8,340,745	778,464	73,416	461,591	0	1,113,467	44,354,014
527	Morton	5,078,734	2,907,166	147,037	2,828,254	757,531	679,312	142,557	0	372,757	12,191,018
535	Oakton	26,928,976	8,823,001	1,150,506	5,513,656	0	0	99,539	102,949	1,350,200	45,760,076
505	Parkland	11,901,241	12,683,786	935,219	6,606,594	1,332,946	0	216,591	0	2,522,068	35,129,526
515	Prairie State	5,417,152	6,770,247	843,720	3,799,624	291,798	0	104,143	0	550,055	17,776,739
521	Rend Lake	1,387,463	3,694,162	848,934	5,294,036	279,635	804,976	168,730	0	647,394	13,125,330
537	Richland	4,201,083	2,696,491	300,250	2,086,832	261,608	0	41,779	0	332,872	9,920,915
511	Rock Valley	12,279,134	6,472,248	955,834	4,666,020	933,131	0	121,560	0	2,874,129	28,302,056
518	Sandburg	2,883,830	3,360,230	216,428	3,194,669	176,854	702,648	107,728	0	84,660	10,727,047
506	Sauk Valley	3,323,750	2,559,334	472,779	2,253,442	280,930	107,675	43,443	0	884,626	9,928,819
531	Shawnee	1,097,579	1,492,263	272,720	3,797,223	297,198	0	95,420	2,840	487,153	7,550,857
510	South Suburban	5,903,731	6,397,181	926,426	6,731,854	0	2,818,318	243,763	11,301	374,501	23,429,552
533	Southeastern	1,724,134	2,261,553	184,619	5,206,580	135,007	51,162	121,876	33,778	374,501	14,051,868
522	Southwestern	7,186,282	11,373,458	1,299,493	14,958,524	905,319	234,680	437,300	111,425	4,255,512	37,162,585
534	Spoon River	1,689,513	1,849,281	322,328	1,845,148	554,706	0	55,083	7,606	724,553	6,445,463
504	Triton	17,385,257	12,245,268	278,577	8,871,253	1,213,958	0	682,110	1,645	1,117,372	41,795,440
516	Waubesaec	13,459,980	6,253,817	(1,092,576)	3,560,733	601,392	1,364,568	117,676	59,423	3,756,111	28,081,124
539	Wood	2,111,879	2,974,915	356,963	2,539,183	327,134	547,160	66,982	0	439,906	9,364,122
STATE TOTALS		\$ 471,822,879	\$ 301,507,174	\$ 31,534,718	\$ 266,798,645	\$ 28,610,921	\$ 29,993,190	\$ 7,876,547	\$ 1,020,643	\$ 43,001,779	\$ 1,182,166,496

*Revenues received in the Education and Operations & Maintenance Funds
**Corporate Personal Property Replacement Tax Revenue
DNS = Data Not Submitted






Figure 4. FY 2002 Audited Sources of Revenue

Illinois Community College Board
Table IV-12
Fiscal Year 2002 Audited Operating Expenditures* by Function

Dist No	District	Instruction	Acad Support	Student Services	Public Service	Organ Research	Auxiliary Services	Oper & Maintenance	Instit. Support	Scholar., Grants & Waivers	Total
503	Black Hawk	\$ 10,727,450	\$ 2,589,596	\$ 2,060,078	\$ 1,143,477	\$ 0	\$ 0	\$ 3,344,907	\$ 5,409,991	\$ 1,989,975	\$ 27,265,474
508	Chicago	69,361,821	9,542,918	11,063,619	1,799,857	0	754,987	15,585,677	65,499,703	1,785,983	175,394,565
507	Danville	4,135,937	705,872	1,045,453	357,541	0	0	2,168,226	2,096,536	0	10,509,565
502	DuPage	49,834,117	7,255,083	8,682,713	359,611	0	0	10,864,850	12,666,300	3,165,723	92,828,397
509	Elgin	15,091,092	3,099,931	2,877,668	109,412	0	0	3,710,365	7,084,240	80,252	32,052,960
512	Harper	22,903,013	5,001,078	5,968,581	65,296	0	0	7,329,701	19,129,025	0	60,396,694
540	Heartland	6,720,495	735,057	1,072,973	710,857	0	0	1,505,131	3,402,734	427,519	14,574,766
519	Iflighland	4,731,854	539,468	754,394	267,273	0	0	1,151,223	1,855,313	55,287	9,354,812
514	Illinois Central	16,665,734	1,950,961	2,089,613	143,418	0	0	4,795,231	9,884,856	0	35,529,813
529	Illinois Eastern	10,307,057	480,912	1,159,166	70,382	0	0	2,169,242	4,494,851	3,477,124	22,158,734
513	Illinois Valley	6,471,130	1,268,280	943,004	124,123	0	0	2,505,057	2,393,628	0	13,705,222
525	Joliet	22,122,609	1,835,460	2,805,730	24,319	0	0	5,307,615	7,157,768	0	39,253,501
520	Kankakee	5,770,301	1,068,230	1,062,162	336,657	0	0	1,545,695	4,507,896	0	11,729,693
501	Kaskaskia	6,412,601	499,360	983,826	0	0	27,959	1,241,406	1,731,069	648,674	11,544,895
523	Kishwaukee	6,577,997	468,183	912,544	287,526	0	0	1,805,691	1,497,752	0	11,729,693
532	Lake County	23,074,062	3,914,716	3,507,148	2,951,461	0	342,381	5,006,820	19,188,043	165,257	58,149,888
517	Lake Land	9,795,379	928,354	1,326,731	478,785	0	0	2,516,001	5,332,086	358,190	20,735,526
536	Lewis & Clark	7,058,058	1,608,774	1,396,222	150,512	0	0	3,154,767	3,046,787	143,365	16,558,485
526	Lincoln Land	11,199,404	4,454,442	1,542,079	139,952	0	0	4,014,191	5,167,360	76,775	26,830,107
530	Logan	9,264,927	2,060,217	2,239,771	619,285	0	0	2,682,108	3,049,960	1,469,740	21,386,008
528	McHenry	9,862,483	1,226,803	2,221,270	1,620,229	0	0	2,041,720	6,406,679	0	23,379,184
524	Moraine Valley	18,089,989	3,490,038	4,502,848	246,338	0	0	5,671,301	9,304,596	0	41,305,110
527	Morton	4,816,078	615,078	1,020,197	50,096	0	251,252	1,531,482	2,656,444	254,709	11,195,336
535	Oakton	22,890,108	3,184,825	4,911,458	629,798	0	0	4,441,835	3,616,750	0	39,674,774
505	Parkland	17,939,810	2,799,910	2,984,784	867,831	0	0	4,082,717	7,154,350	0	35,829,402
515	Prairie State	6,543,523	1,276,826	1,465,639	2,159,165	0	0	2,144,850	4,377,547	0	17,967,550
521	Rend Lake	5,794,358	649,930	754,837	136,379	0	0	1,633,545	2,863,760	1,533,402	13,366,211
537	Richland	6,036,666	614,532	1,040,340	104,112	0	0	873,701	1,845,520	141,166	10,656,037
511	Rock Valley	13,515,523	1,581,849	1,355,101	825,878	0	499,717	2,978,740	7,842,243	26,269	28,625,320
518	Sandburg	5,956,931	371,936	636,357	25,866	0	0	974,533	3,646,789	0	11,612,412
506	Sauk Valley	4,194,247	930,718	814,620	281,732	0	0	1,097,382	2,353,075	558,039	10,229,813
531	Shawnee	3,706,065	252,667	740,871	170,626	0	0	899,690	1,309,709	13,218	7,092,846
510	South Suburban	12,099,690	877,167	2,717,648	2,444,087	0	0	2,119,847	4,272,027	0	24,530,466
533	Southeastern	4,128,274	293,266	619,779	38,254	0	66,019	5,496,822	1,587,408	916,687	13,146,509
522	Southwestern	17,080,371	2,076,431	3,560,997	854,703	0	0	3,967,954	9,250,967	473,068	37,264,491
534	Spoon River	3,240,022	180,544	543,046	0	0	0	828,043	1,392,720	268,010	6,452,385
504	Triton	15,875,013	4,010,334	3,657,482	2,065,306	0	151,390	5,846,669	7,576,380	0	39,182,574
516	Waubesa	8,888,419	1,118,007	1,728,302	1,894,885	0	317,458	1,240,660	7,138,080	0	22,325,811
539	Wood	4,012,689	401,666	903,602	389,774	0	0	773,797	2,882,328	389,332	9,753,188
TOTAL		\$ 503,075,297	\$ 75,959,419	\$ 89,672,653	\$ 24,944,803	\$ 0	\$ 2,647,067	\$ 131,049,192	\$ 272,073,270	\$ 18,471,928	\$ 1,117,893,629

*Expenditures made from the Education and Operations & Maintenance Funds
SOURCE OF DATA: College Audits



Illinois Community College Board
Table IV-13
Fiscal Year 2002 Audited Operating Expenditures* by Object

Dist. No.	District/College	Salaries	Employee Benefits	Contract Services	General Materials	Travel	Fixed Charges	Utilities	Capital Outlay	Other	Total
503	Black Hawk	\$ 17,403,948	\$ 2,868,607	\$ 1,508,604	\$ 1,690,643	\$ 309,755	\$ 282,164	\$ 960,685	\$ 203,449	\$ 2,037,619	\$ 27,265,474
508	Chicago	109,031,986	28,170,200	21,085,776	6,937,595	571,486	878,778	2,550,081	711,796	5,456,867	175,394,565
507	Danville	6,412,844	728,983	824,568	236,178	84,456	84,456	853,112	330,132	94,697	10,509,565
502	DuPage	64,309,916	7,911,059	3,955,045	6,669,347	604,701	1,755,046	2,909,577	1,112,054	3,601,652	92,828,397
509	Elgin	22,118,585	3,466,137	1,006,305	2,307,441	183,599	251,628	1,171,837	1,366,160	1,81,268	32,052,960
512	Harper	38,841,945	6,097,718	4,773,915	3,721,417	555,317	398,157	2,133,589	2,787,608	1,087,028	60,396,694
540	Hearland	8,807,835	1,475,852	717,504	1,093,134	218,193	507,088	556,531	760,690	437,939	14,574,766
519	Highland	6,575,736	1,044,800	395,051	672,514	100,186	60,925	456,337	74,405	(25,142)	9,354,812
514	Illinois Central	22,503,446	5,244,729	1,219,905	2,629,567	397,499	516,731	934,446	1,285,707	797,783	35,529,813
529	Illinois Eastern	12,650,939	2,262,133	695,247	1,103,723	174,836	207,814	867,912	676,843	3,519,287	22,158,734
513	Illinois Valley	8,016,421	1,999,567	337,048	1,535,952	235,074	506,861	688,945	207,786	177,568	13,705,222
525	Joliet	26,563,849	4,697,792	1,169,884	2,183,489	505,245	388,778	1,150,658	1,131,782	1,462,024	39,253,501
520	Kankakee	9,017,370	2,054,467	744,728	968,906	205,086	77,314	544,816	116,277	616,141	14,345,105
501	Kaskaskia	6,525,294	1,180,947	628,823	851,936	174,321	81,133	546,756	209,922	1,345,763	11,549,693
523	Kishwaukee	8,337,099	841,947	551,083	711,319	54,955	1,038	694,813	77,690	459,749	11,729,693
532	Lake County	36,101,611	8,292,475	3,547,439	3,652,304	490,097	1,087,636	2,110,834	1,104,509	1,762,983	58,149,888
517	Lake Land	11,477,240	2,404,453	644,264	1,962,581	300,100	540,068	694,228	2,301,425	411,167	20,735,526
536	Lewis & Clark	10,940,657	816,713	2,131,226	1,204,592	145,892	80,554	937,625	151,694	149,532	16,558,485
526	Lincoln Land	18,847,631	2,133,537	797,336	1,508,794	398,792	989,238	1,120,034	490,541	513,523	26,830,107
530	Logan	14,239,446	1,798,450	748,308	1,367,842	79,227	989,238	1,120,034	288,237	1,701,126	23,379,184
528	McHenry	14,962,305	3,109,420	1,627,152	1,722,506	424,106	421,497	668,352	288,237	155,609	21,386,008
524	Marine Valley	26,384,486	4,157,366	3,215,417	3,827,262	473,587	181,306	1,381,695	1,260,878	423,113	41,305,110
527	Morton	7,365,373	1,301,234	638,446	705,524	96,313	36,060	522,688	229,949	299,749	11,195,336
535	Oakton	28,713,044	3,232,850	3,361,928	2,573,871	252,472	6,267	1,149,189	293,682	91,471	39,674,774
505	Parkland	25,383,930	2,527,374	850,227	2,811,961	441,604	531,425	1,388,263	840,001	1,054,617	35,829,402
521	Prairie State	10,707,858	1,446,470	2,618,767	1,181,125	184,260	28,819	817,373	2,456	980,422	17,967,550
515	Rend Lake	7,352,030	1,715,824	505,505	879,142	169,555	53,311	512,376	459,237	1,719,231	13,366,211
537	Richland	7,477,440	1,504,087	313,498	713,629	145,882	57,235	257,252	41,652	145,362	10,656,037
511	Rock Valley	18,910,226	2,864,805	2,141,705	2,210,779	240,613	121,575	1,256,112	763,836	115,669	28,625,320
518	Sandburg	6,566,495	1,587,193	1,236,423	1,064,437	207,203	104,002	499,517	38,874	308,268	11,612,412
506	Sauk Valley	6,210,644	1,653,904	607,349	682,228	103,859	62,221	343,724	11,036	554,848	10,229,813
531	Shawnee	5,006,849	285,211	499,869	664,094	106,130	63,824	349,501	103,119	14,249	7,092,846
510	South Suburban	15,278,669	4,309,991	1,121,326	1,961,566	155,877	181,083	966,630	247,842	307,482	24,530,466
533	Southeastern	5,544,603	460,932	632,128	521,205	76,764	4,458,492	380,410	60,081	1,011,894	13,146,509
522	Southwestern	24,768,640	1,442,412	3,226,254	2,454,355	277,446	1,369,135	1,377,824	1,088,389	1,260,036	37,264,491
534	Spoon River	4,136,908	522,807	289,898	539,197	136,295	37,777	360,030	80,686	348,787	6,452,385
504	Triton	26,508,430	5,541,238	2,160,225	2,847,582	237,359	171,472	928,091	455,654	332,523	39,182,574
516	Waubesa	15,111,489	1,282,305	1,209,651	2,716,053	272,352	112,246	43,510	1,206,256	371,949	22,325,811
539	Wood	5,913,474	1,203,257	401,133	590,920	130,982	629,638	361,259	74,931	447,596	9,753,188
STATE TOTALS		\$ 721,026,691	\$ 125,639,246	\$ 74,138,960	\$ 74,385,127	\$ 10,253,025	\$ 17,402,019	\$ 36,148,626	\$ 23,168,488	\$ 35,731,449	\$ 1,117,893,629

*Expenditures made from the Education and Operations & Maintenance Funds
SOURCE OF DATA: College Audits

Illinois Community College Board
Table IV-14
Fiscal Year 2002 Total Current Funds* Revenue by Source

Dist No	District	Local Tax Revenue \$	Other Local Revenue	ICCB Grants	Other State Revenue	Federal Revenue	Tuition and Fees	Other Misc. Revenue	Total
503	Black Hawk	7,883,116	55,470	11,490,088	5,649,156	6,379,372	9,165,281	7,739,822	48,362,305
508	Chicago	88,989,440	331,743	71,908,085	40,409,872	50,252,429	54,412,524	9,504,154	315,808,247
507	Danville	4,124,716	23,507	4,349,371	815,297	4,347,165	4,002,561	1,393,700	19,056,317
502	DuPage	52,504,831	436,557	18,485,659	10,182,045	5,487,529	38,822,795	16,372,120	142,291,536
509	Elgin	21,287,598	1,471,957	6,471,927	2,699,817	0	7,893,025	8,042,432	47,866,756
512	Harper	32,495,408	159,065	9,941,757	3,994,647	3,615,195	24,176,399	10,911,938	85,294,409
540	Heartland	6,726,344	0	3,175,025	1,552,069	2,342,273	4,662,158	1,153,824	19,611,693
519	Highland	3,908,677	0	3,925,523	892,882	2,105,379	3,171,864	2,023,800	16,028,125
514	Illinois Central	10,814,654	29,930	11,854,584	7,082,789	7,006,647	9,953,230	10,964,574	57,706,408
529	Illinois Eastern	2,877,069	0	4,005,667	3,298,004	5,298,135	7,439,919	3,004,401	34,919,557
513	Illinois Valley	7,251,695	0	8,953,960	5,574,217	4,583,468	6,922,185	2,114,477	27,353,045
525	Joliet	21,902,495	0	6,479,430	2,041,109	4,534,247	14,811,601	11,123,842	66,900,362
520	Kankakee	3,539,008	0	5,875,970	1,529,262	4,231,066	3,206,198	2,503,754	23,113,002
501	Kaskaskia	2,878,742	0	3,934,506	1,709,917	1,815,892	3,719,675	1,759,219	19,993,934
523	Kishwaukee	5,573,450	2,734	8,999,903	7,043,146	5,852,838	4,145,547	4,181,296	21,363,342
532	Lake County	33,171,808	535,750	6,730,483	1,656,427	5,510,512	7,063,912	9,255,338	78,386,418
517	Lake Land	5,166,970	3,291,036	6,740,826	1,734,235	3,634,940	5,671,869	1,993,065	38,456,550
536	Lewis & Clark	6,737,366	64,366	7,786,950	8,115,366	5,115,135	13,527,635	9,255,338	28,384,087
526	Lincoln Land	15,505,358	36,860	6,740,826	1,656,427	5,510,512	7,063,912	1,917,181	38,456,550
530	Logan	5,654,524	10,382	12,207,664	2,177,192	6,324,386	6,248,577	6,669,145	40,569,941
528	McHenry	15,560,379	354	4,146,425	617,666	287,901	6,969,975	1,527,756	34,871,879
524	Moraine Valley	16,936,328	6,830,176	10,269,352	6,377,493	1,290,916	17,949,484	3,110,533	31,868,489
527	Morton	6,282,353	14,342	4,353,290	1,875,219	1,979,385	3,057,026	1,967,909	61,621,658
535	Oakton	27,465,415	266,653	8,458,533	4,400,242	3,001,147	13,047,479	1,752,170	19,313,785
505	Parkland	12,761,148	485,522	7,936,931	4,118,666	9,089,764	13,773,747	5,969,887	67,756,767
515	Prairie State	7,524,056	0	5,186,483	2,661,478	3,662,833	7,800,396	2,439,115	54,135,665
521	Rend Lake	1,927,570	31,310	6,709,836	4,111,641	4,990,601	7,800,396	3,238,927	29,274,361
537	Richland	4,819,744	11,841	2,984,505	2,225,008	2,360,902	3,059,281	1,506,479	25,552,981
511	Rock Valley	14,179,950	12,955	6,262,094	2,636,302	4,561,340	7,689,218	5,812,723	16,967,760
518	Sandburg	3,777,983	427,672	4,158,043	1,248,448	4,360,522	3,734,661	2,034,301	41,154,582
506	Sauk Valley	3,649,464	0	3,143,651	1,149,905	2,596,924	3,338,917	2,708,286	19,741,630
531	Shawnee	1,451,785	2,396	4,484,830	757,793	4,402,324	1,704,983	1,861,942	16,587,147
510	South Suburban	8,839,237	86,350	8,245,215	3,577,930	7,039,704	7,747,898	4,255,207	14,726,053
533	Southeastern	2,176,551	100,921	6,053,856	1,874,104	2,446,325	2,446,172	5,438,986	39,791,541
522	Southwestern	8,427,176	1,534,302	17,321,408	2,573,997	9,636,670	12,672,951	1,834,390	20,583,915
534	Spoon River	2,225,041	200,916	2,672,704	791,178	1,672,949	2,369,378	2,064,398	54,000,894
504	Triton	18,409,996	575,475	11,544,263	7,005,820	4,627,777	13,536,144	6,065,265	11,996,564
516	Waubensee	14,226,014	58,184	5,310,925	2,745,342	2,431,612	6,058,017	8,577,656	61,764,740
539	Wood	2,545,135	18,000	3,350,893	1,147,921	3,081,696	3,464,281	1,513,005	39,407,750
STATE TOTALS		\$ 512,178,594	\$ 17,106,725	\$ 349,012,644	\$ 162,449,155	\$ 207,348,403	\$ 372,185,290	\$ 187,424,315	\$ 1,807,705,127

*Revenues received in the Education, Operation and Maintenance (including PBC), Restricted Purposes, Auxiliary Services, Liability/Protection/Settlement and Audit Funds
SOURCE OF DATA: College Audits



BEST COPY AVAILABLE

Illinois Community College Board
Table IV-15
Fiscal Year 2002 Total Current Fund* Expenditures by Function

Dist No.	District	Instruction	Academic Support	Student Services	Public Service	Organized Research	Auxiliary Services	Operation & Maintenance	Institutional Support	Scholar., Grants & Waivers	Total
503	Black Hawk	\$ 13,516,301	\$ 3,285,229	\$ 3,208,106	\$ 4,435,034	\$ 0	\$ 3,032,482	\$ 3,774,178	\$ 8,715,851	\$ 9,097,892	\$ 49,065,073
508	Chicago	92,208,519	17,943,863	17,183,999	14,656,550	0	997,448	31,113,599	75,055,764	48,930,601	298,090,343
507	Danville	4,905,512	896,072	1,638,333	2,623,246	0	1,064,420	2,168,226	2,584,226	2,189,867	18,069,902
502	DuPage	56,173,654	7,783,543	9,872,673	7,435,117	0	6,707,358	11,196,672	26,292,697	9,405,743	134,867,457
509	Elgin	15,978,108	3,111,356	2,877,668	1,046,121	0	7,790,917	5,219,970	8,530,806	489,769	45,044,715
512	Harper	23,976,955	5,396,172	7,396,104	7,643,557	7,103,194	472,734	8,640,274	21,523,440	5,709,459	87,861,889
540	Hearland	7,233,495	869,163	1,264,028	989,607	0	389,693	8,640,274	21,523,440	5,709,459	87,861,889
519	Highland	6,500,035	569,958	1,414,356	1,005,875	0	389,693	2,699,793	3,869,023	2,374,568	19,689,370
514	Illinois Central	19,381,903	3,103,545	3,292,901	2,625,918	0	1,078,904	1,507,270	2,766,394	1,446,145	16,288,937
529	Illinois Eastern	11,722,001	531,403	3,513,323	1,005,461	0	7,186,493	5,745,278	10,775,039	6,831,994	58,943,071
513	Illinois Valley	8,603,048	1,726,451	2,673,754	2,917,653	0	2,962,847	2,230,466	5,046,703	7,168,038	34,180,242
525	Joliet	28,480,077	1,885,652	7,425,400	1,296,287	0	3,319,029	2,753,395	4,019,361	0	26,012,691
520	Kankakee	8,720,968	1,068,230	1,119,429	3,032,236	0	1,447,928	5,671,754	10,482,549	0	65,101,374
501	Kaskaskia	12,548,609	499,360	983,826	26,125	0	1,809,648	1,655,974	4,728,785	1,455,500	23,229,050
523	Kishwaukee	8,019,970	2,304,605	2,592,202	906,407	0	1,809,648	1,424,284	2,317,777	648,674	20,258,303
532	Lake County	23,074,062	3,914,716	3,507,148	8,847,412	0	6,772,820	1,813,704	5,262,738	0	20,899,626
517	Lake Land	14,020,180	2,051,315	1,420,618	1,011,928	0	6,772,820	5,006,820	20,396,592	7,566,452	79,086,022
536	Lewis & Clark	8,947,416	2,303,271	1,986,715	2,975,456	0	1,503,381	3,056,048	6,434,149	6,220,458	35,718,077
526	Lincoln Land	12,093,837	5,756,008	4,180,271	4,102,693	0	3,186,972	3,347,302	4,433,182	3,030,397	28,051,797
530	Logan	10,168,482	2,192,719	3,356,334	4,102,693	0	3,186,972	4,014,191	6,492,788	76,775	39,903,535
528	McHenry	11,114,296	1,477,460	2,902,209	2,652,904	0	1,087,363	2,965,548	3,995,010	6,307,781	32,726,141
524	Moraine Valley	20,168,147	4,569,603	5,756,795	2,640,780	0	2,983,089	2,220,069	7,621,641	0	30,959,544
527	Morton	6,512,010	639,485	2,756,605	4,394,684	0	3,707,465	5,705,721	13,290,398	2,507,751	60,100,564
535	Oakton	25,311,148	4,445,385	7,691,859	335,947	0	1,420,466	2,033,454	3,957,649	254,709	17,910,325
505	Parkland	18,827,312	5,101,640	3,684,173	2,240,691	0	13,086,862	4,749,947	4,740,031	0	62,265,923
515	Prairie State	8,263,123	1,578,387	6,389,632	1,765,610	0	5,022,716	4,938,235	8,023,128	8,027,192	55,390,006
521	Rend Lake	6,975,115	1,652,475	1,994,484	3,176,322	0	152,863	2,654,357	6,258,384	0	28,473,068
537	Richland	9,477,741	1,086,928	2,460,915	2,333,173	0	2,388,196	2,010,139	3,610,402	5,255,095	26,219,079
511	Rock Valley	14,278,116	1,581,849	1,460,750	4,936,631	0	1,150,311	1,011,396	2,969,528	2,980,109	21,420,521
518	Sandburg	7,474,262	604,191	1,254,303	1,542,150	0	3,407,747	2,978,740	9,371,223	3,864,313	41,879,369
506	Sauk Valley	5,024,475	1,258,912	1,240,513	841,779	0	660,700	974,533	6,140,122	3,056,028	21,706,289
531	Shawnee	4,591,940	252,667	2,128,742	1,551,923	0	1,612,111	1,288,791	3,045,665	2,975,774	17,288,020
510	South Suburban	12,568,869	885,412	10,029,682	3,867,711	0	3,570,629	899,690	1,625,779	2,058,556	14,346,116
533	Southeastern	6,339,442	387,350	1,355,418	783,719	0	1,236,819	4,264,691	5,994,859	0	41,181,853
522	Southwestern	19,312,366	2,096,323	4,675,039	5,239,865	0	1,127,815	5,617,284	2,027,672	2,857,113	20,495,813
534	Spoon River	3,943,690	184,961	595,955	890,169	0	740,593	4,705,501	10,802,725	6,867,326	54,439,738
504	Triton	20,955,284	4,709,653	4,529,105	3,875,203	0	1,952,664	828,043	2,221,907	1,440,982	12,058,371
516	Waubesa	10,626,294	1,987,292	4,238,255	1,947,697	0	5,206,242	6,084,028	9,843,449	5,027,757	59,330,721
539	Wood	4,511,771	837,802	1,839,126	840,193	0	5,846,782	3,244,015	8,260,017	0	35,750,352
								906,582	3,430,116	2,525,107	15,913,674
		\$ 601,648,533	\$ 102,130,406	\$ 147,890,748	\$ 114,723,427	\$ 7,103,194	\$ 117,995,197	\$ 163,119,962	\$ 346,957,569	\$ 168,647,925	\$ 1,770,216,961

*Expenditures made from the Education, Operation and Maintenance (including PBC), Restricted Purposes, Auxiliary Services, Liability/Protection/Settlement, and Audit Funds
SOURCE OF DATA: College Audits

Illinois Community College Board
Table IV-16
FISCAL YEAR 2002 ENERGY COSTS

Dist. <u>No.</u>	<u>District</u>	<u>Total Utility Costs*</u>	<u>Total Utility Costs Per GSF **</u>
503	Black Hawk	\$629,015	\$1.49
508	Chicago	6,149,827	1.35
507	Danville	678,902	1.37
502	DuPage	2,712,817	2.01
509	Elgin	1,249,029	1.71
512	Harper	1,836,070	2.06
540	Heartland	430,705	1.64
519	Highland	417,700	1.31
514	Illinois Central	979,351	1.25
529	Illinois Eastern	681,518	1.27
513	Illinois Valley	610,138	1.60
525	Joliet	909,264	1.31
520	Kankakee	439,836	1.67
501	Kaskaskia	408,578	2.10
523	Kishwaukee	584,400	1.77
532	Lake County	1,600,775	2.14
517	Lake Land	429,287	1.38
536	Lewis & Clark	782,024	1.34
526	Lincoln Land	872,462	1.54
530	Logan	535,611	1.20
528	McHenry	579,194	1.79
524	Moraine Valley	1,170,933	1.64
527	Morton	468,500	1.99
535	Oakton	929,864	1.49
505	Parkland	1,110,501	1.71
515	Prairie State	599,515	1.52
521	Rend Lake	434,444	1.57
537	Richland	228,000	1.14
511	Rock Valley	650,449	0.96
518	Sandburg	328,079	1.30
506	Sauk Valley	267,472	0.66
531	Shawnee	229,313	1.52
510	South Suburban	721,964	1.26
533	Southeastern	304,325	1.16
522	Southwestern	1,006,885	1.47
534	Spoon River	277,686	1.31
504	Triton	823,248	1.01
516	Waubonsee	892,667	1.60
539	Wood	<u>262,000</u>	<u>1.52</u>
		\$34,222,348	\$1.49

* Excludes telephone charges

**GSF - Gross Square Feet

SOURCE OF DATA: 2002 Tax Revenue and Budget Information Survey

Section V

FACILITIES DATA

This section on facilities presents two types of data; the first part gives data on physical facilities available on community college campuses and the second briefly describes how the facilities were financed.

Table V-1 summarizes the total acreage on each college campus by nine categories of land use.

Table V-2 summarizes the total net assignable square feet (NASF) and gross square feet (GSF) available on each community college campus as of August 2002.

Table V-3 lists the square footage of all on-campus facilities under construction or approved for construction as of August 2002.

Table V-4 presents the total NASF by room use classification. Tables V-5 through V-7 show the NASF by function of space on each campus for completed facilities. The NASF is shown for state-funded facilities, locally funded facilities, and temporary facilities.

Table V-8 shows the NASF by function of space in state-funded facilities under construction. Table V-9 shows this breakdown for locally funded permanent facilities approved or under construction.

Table V-10 presents a computed figure for space (room use category) per student (fall FTE).

Table V-11 depicts the number of protection, health, and safety projects approved and the budgeted amounts for these projects.

Table V-12 lists the project and funding for all capital projects completed since January 1990.

Tables V-13 through V-17 list projects currently under construction or approved as of May 2003. Table V-13 includes regular capital projects; Table V-14 identifies projects funded with protection, health, and safety monies; and Tables V-15 through V-17 present capital renewal grants for fiscal years 2001, 2002, and 2003, respectively.

Illinois Community College Board
Table V-1
SUMMARY OF ACRES BY USE FOR ILLINOIS PUBLIC COMMUNITY COLLEGES AS OF AUGUST 1, 2002

Dist. No.	District/College	Landscaped Grounds	P.E. & Athletic Fields	Buildings/ Structures	Experiment Plots	Other Instruc. Areas	Parking Lots	Roadways	Pond Retention & Drainage	Other	Total Assigned Area	Unassigned	Total Acres	Total Funded By State
503	Black Hawk	74.55	13.86	10.39	11.00	3.00	20.00	7.90	5.28	0.00	145.98	121.82	267.80	160.35
508	Chicago	14.69	2.65	6.44	0.00	0.00	20.38	3.13	0.00	0.00	47.29	0.00	47.29	0.00
	Daley	3.14	1.28	7.76	0.00	0.00	10.05	0.59	0.00	0.00	22.82	0.00	22.82	18.20
	Kennedy	4.93	0.00	5.25	0.00	0.00	8.81	0.00	0.00	0.46	19.45	0.75	20.20	19.13
	Malcolm	50.47	0.10	3.55	0.00	0.00	7.68	0.50	0.00	4.87	67.17	0.00	67.17	0.00
	Olive	2.29	1.24	4.06	0.00	0.67	4.13	0.20	0.00	0.00	12.59	0.00	12.59	4.95
	Fruiman	0.00	0.00	0.66	0.00	0.00	0.00	0.00	0.00	0.00	0.66	0.00	0.66	0.00
	Washington	6.30	0.91	12.43	0.00	0.00	10.63	0.00	0.00	0.00	30.27	0.00	30.27	20.75
507	Wright	28.84	0.00	8.34	16.96	0.00	12.43	5.00	0.00	0.00	71.57	0.00	71.57	41.75
502	DuPage	81.32	24.43	26.02	42.00	0.27	81.00	7.88	12.25	0.00	275.17	9.25	284.42	0.00
509	Elgin	72.20	0.00	16.80	0.00	1.60	30.50	6.40	9.50	0.00	136.90	13.00	149.90	119.00
540	Harper	54.50	21.00	35.00	0.00	7.00	37.50	18.00	10.00	17.00	200.00	0.00	200.00	92.00
540	Hearland	26.50	0.00	3.00	0.00	0.00	7.00	3.50	13.00	51.00	104.00	56.00	160.00	0.00
519	Hightland	22.70	30.00	7.25	0.00	0.00	20.00	10.00	10.05	0.00	100.00	0.00	100.00	47.95
514	Illinois Central	111.99	6.10	9.03	3.80	0.00	25.75	12.80	3.80	259.52	432.79	0.00	432.79	32.35
529	Illinois Eastern	30.70	0.00	0.60	0.00	0.00	2.00	0.30	0.00	21.00	54.60	0.00	54.60	0.00
	Frontier	12.00	5.00	3.50	0.00	0.00	6.50	5.00	2.00	5.00	39.00	86.00	125.00	0.00
	Lincoln Trail	68.91	17.00	8.00	0.50	0.00	5.20	1.10	1.00	0.00	101.71	14.20	115.91	0.00
	Ohney Central	4.80	2.00	9.40	0.00	0.00	4.00	1.00	2.00	0.00	23.20	16.80	40.00	0.00
513	Wabash	36.00	26.00	7.00	19.00	0.00	18.00	2.00	3.00	0.00	111.00	304.40	415.40	56.00
525	Illinois Valley	DNS	DNS	DNS	DNS	DNS	DNS	DNS	DNS	DNS	DNS	DNS	DNS	DNS
520	Joliet	41.59	23.40	9.00	18.00	0.00	13.41	5.50	1.30	64.30	176.50	1.00	177.50	128.70
501	Kankakee	145.00	15.00	16.00	4.00	4.00	10.50	3.28	0.00	0.00	197.78	0.00	197.78	0.00
501	Kaskaskia	35.90	7.00	30.90	22.30	0.00	14.20	2.00	6.00	0.00	118.30	1.70	120.00	63.50
523	Kishwaukee	79.36	8.28	8.97	1.50	12.00	31.08	4.26	18.11	0.00	163.56	86.49	250.05	51.52
532	Lake County	83.01	3.52	7.44	21.00	166.07	12.96	7.87	5.80	0.00	307.67	0.00	307.67	20.76
536	Lewis & Clark	76.00	9.00	15.00	0.00	0.00	8.00	4.00	2.00	0.00	114.00	104.00	218.00	218.00
526	Lincoln Land	59.50	35.00	9.00	31.50	0.00	23.20	4.00	7.00	7.00	176.20	57.00	233.20	118.40
530	Logan	12.80	19.80	8.00	0.00	0.00	17.80	4.50	3.10	0.00	66.00	103.30	169.30	57.50
528	McHenry	9.00	12.00	8.00	40.00	0.00	20.00	8.00	5.50	0.00	78.50	30.50	109.00	31.00
524	Moraine Valley	41.00	15.00	12.00	0.00	0.00	7.28	2.10	4.36	1.67	24.60	155.00	294.00	0.00
527	Morton	0.52	0.00	2.67	0.00	0.00	0.00	0.00	25.00	0.00	192.00	0.00	192.00	15.56
535	Oakton	31.00	30.00	7.25	1.75	62.00	28.00	7.00	6.00	0.00	230.00	0.00	230.00	147.00
505	Parkland	90.00	65.00	8.75	25.00	0.00	28.25	7.00	6.00	0.00	230.00	0.00	230.00	179.00
515	Prairie State	DNS	DNS	DNS	DNS	DNS	DNS	DNS	DNS	DNS	DNS	DNS	DNS	DNS
521	Rend Lake	52.00	6.00	18.00	217.50	0.00	5.50	4.00	2.00	0.00	295.00	0.00	295.00	0.00
537	Richland	34.35	6.00	5.60	0.00	58.65	5.90	3.00	1.50	2.00	117.00	0.00	117.00	0.00
511	Rock Valley	118.30	22.00	7.06	0.17	0.00	11.00	4.87	3.50	59.00	225.90	8.80	234.70	78.00
518	Sandburg	38.70	10.00	6.38	3.75	0.00	7.02	4.76	25.35	96.71	7.51	104.22	0.00	
506	Sauk Valley	95.46	12.62	7.85	11.70	0.00	12.53	4.21	0.13	0.00	144.50	0.00	144.50	81.50
531	Shawnee	22.00	4.10	3.40	2.00	2.00	7.00	1.70	4.00	116.70	163.00	2.00	165.00	50.90
510	South Suburban	54.40	8.10	8.10	0.00	0.00	25.62	6.30	4.20	0.00	106.70	10.50	117.20	35.10
533	Southeastern	11.70	24.00	5.29	0.00	21.00	11.20	2.60	10.00	0.00	85.79	104.21	190.00	50.00
522	Southwestern	38.29	10.60	10.10	5.00	1.09	18.37	16.12	3.64	128.99	231.21	9.77	242.98	151.00
534	Spoon River	DNS	DNS	DNS	DNS	DNS	DNS	DNS	DNS	DNS	DNS	DNS	DNS	DNS
504	Triton	28.38	12.57	10.51	0.00	0.00	37.36	9.20	1.00	3.75	102.77	0.00	102.77	55.00
516	Waubesaee	65.50	8.80	7.00	0.00	16.00	18.00	4.00	6.50	0.00	125.80	109.10	234.90	26.20
539	Wood	25.00	0.00	5.00	0.00	0.00	10.00	6.00	1.50	0.25	47.75	117.67	165.42	35.00
	TOTALS	1,995.59	519.36	421.75	499.43	371.35	738.74	215.57	197.77	767.86	5,724.41	1,543.32	7,267.73	2,206.07

DNS = Data Not Submitted
SOURCE OF DATA: RAMP/CC Table C1.3 (FY 2003)

BEST COPY AVAILABLE

Illinois Community College Board
Table V-2
SUMMARY OF TOTAL SQUARE FOOTAGE AVAILABLE ON ILLINOIS PUBLIC COMMUNITY
COLLEGE CAMPUSES AS OF JUNE 30, 2002

Dist No.	Districts/Collages	State-Appropriated		Locally Funded		Total Permanent		Temporary		Totals		% All Bldgs
		NASF	GSF	NASF	GSF	NASF	GSF	NASF	GSF	NASF	GSF	
503	Black Hawk	319,595	429,823	56,382	71,138	375,977	500,961	0	0	375,977	500,961	75%
508	Chicago	0	0	347,075	572,686	347,075	572,686	68,473	89,962	415,548	662,648	63%
	Daley	435,693	673,846	108,667	148,655	544,360	822,501	0	0	544,360	822,501	66%
	Kennedy	342,981	541,575	37,168	372,989	378,743	578,743	94,759	111,880	361,062	525,040	64%
	Malcolm	0	0	266,303	413,160	266,303	413,160	0	0	366,140	553,700	66%
	Olive-Harvey	288,643	437,500	77,497	116,200	366,140	553,700	0	0	223,216	345,300	65%
	Truman	0	0	223,216	345,300	223,216	345,300	0	0	361,978	587,940	62%
	Washington	0	0	361,978	587,940	361,978	587,940	0	0	192,560	240,232	80%
	Wright	192,560	240,232	0	0	192,560	240,232	116,471	197,191	311,116	512,898	61%
	Central Office	149,036	229,146	45,609	86,561	194,645	315,707	0	0	799,117	1,360,792	59%
507	Danville	410,506	803,530	388,611	557,262	799,117	1,360,792	0	0	441,603	676,915	65%
502	DuPage	203,627	293,535	237,976	383,380	441,603	676,915	2,992	3,648	593,935	962,941	62%
509	Elgin	405,041	608,770	187,902	290,523	592,943	959,293	0	0	25,863	222,487	12%
512	Harper	25,863	222,487	0	0	25,863	222,487	0	0	177,059	319,633	55%
540	Heartland	91,496	205,216	79,763	108,394	171,259	313,610	5,800	6,023	177,059	319,633	55%
519	Highland	349,011	503,247	210,229	275,448	559,240	778,695	0	0	559,240	778,695	72%
514	Illinois Central	11,413	13,300	50,536	53,827	61,949	67,127	0	0	61,949	67,127	92%
529	Illinois Eastern	82,120	104,027	17,510	20,413	99,630	124,440	25,592	28,456	125,222	152,896	82%
	Frontier	96,681	140,590	0	0	96,681	140,590	31,211	36,336	127,892	176,926	72%
	Lincoln Trail	71,708	91,395	60,094	76,305	131,802	167,700	0	0	131,802	167,700	79%
	Wabash Valley	4,976	6,698	0	0	4,976	6,698	0	0	4,976	6,698	74%
	Central Office	61,052	309,240	36,658	65,167	97,710	374,407	0	0	97,710	374,407	26%
513	Illinois Valley	67,514	486,676	69,631	157,069	137,145	643,745	0	0	137,145	643,745	21%
520	Joliet	95,182	202,588	7,978	14,918	103,160	217,506	15,045	35,910	118,205	253,436	47%
525	Kankakee	140,964	224,459	3,549	3,700	144,513	228,159	14,988	15,050	159,501	246,152	65%
501	Kaskaskia	138,526	208,644	197,215	261,268	335,741	469,912	12,068	15,050	347,809	484,962	72%
523	Kishwaukee	229,655	384,445	223,516	336,348	453,171	720,793	24,567	28,800	477,738	749,593	64%
532	Lake County	337,875	315,889	49,640	52,071	287,515	367,960	5,047	5,200	292,562	373,160	78%
517	Lake Land	322,408	530,490	83,976	103,610	406,384	634,100	8,270	9,200	414,654	643,300	64%
516	Lewis & Clark	36,474	52,268	59,517	87,503	95,991	139,771	15,086	367,872	111,077	507,643	22%
526	Lincoln Land	233,966	384,315	44,284	64,113	298,250	438,428	0	0	298,250	438,428	67%
530	Logan	116,933	159,828	55,040	63,427	171,973	323,255	774	857	172,747	324,112	53%
528	McHenry	388,022	545,242	93,702	151,661	481,724	696,903	14,748	20,000	496,472	716,903	69%
524	Moraine Valley	8,174	235,718	0	0	8,174	235,718	0	0	8,174	235,718	3%
527	Monon	269,679	408,440	131,585	217,308	401,264	625,748	0	0	401,264	625,748	64%
535	Oakton	357,287	544,801	0	0	357,287	544,801	33,198	48,653	390,485	593,454	60%
505	Parkland	180,421	333,697	29,453	36,738	209,874	370,435	4,602	23,040	214,476	393,475	55%
515	Prairie State	150,980	215,052	52,106	65,888	203,086	280,940	0	0	203,086	280,940	72%
521	Rend Lake	147,778	212,462	29,394	44,607	177,172	257,069	0	0	177,172	257,069	69%
537	Richland	287,673	453,980	127,922	185,386	415,595	639,366	24,922	31,070	440,517	670,436	66%
511	Rock Valley	38,309	139,664	81,747	112,304	120,056	251,968	0	0	120,056	251,968	48%
518	Sandburg	178,992	353,290	41,031	51,040	220,023	404,330	0	0	220,023	404,330	54%
506	Sauk Valley	82,005	117,632	16,993	20,965	98,998	138,597	5,438	6,720	104,436	145,117	72%
531	Shawnee	302,918	478,454	81,732	97,833	384,650	576,287	0	0	384,650	576,287	67%
510	South Suburban	135,287	207,774	23,134	28,865	158,421	236,639	1,425	1,965	159,846	238,604	67%
533	Southwestern	4,720	412,924	18,367	234,908	23,087	647,832	0	0	168,034	208,862	80%
522	Southwestern	168,034	208,862	30,707	41,743	168,034	208,862	0	0	168,034	208,862	80%
504	Spoon River	553,126	793,330	30,707	41,743	583,833	835,073	0	0	583,833	835,073	70%
514	Tribun	181,193	292,074	170,468	270,129	351,661	562,203	25,981	25,981	377,642	588,184	64%
516	Waubesauc	107,894	165,578	6,808	113,669	120,477	172,386	0	0	120,477	172,386	66%
519	Wood	8,723,991	14,982,733	4,514,476	7,019,737	13,238,467	22,002,470	551,457	1,111,827	13,789,924	23,114,297	72%
TOTALS												

NASF = Net Assignable Square Feet
GSF = Gross Square Feet
*Building efficiency equals net assignable square feet divided by gross square feet
DNA = Data Not Available
SOURCE OF DATA: NASF is taken from the RJ records
GSF is taken from the B3 records

BEST COPY AVAILABLE



Illinois Community College Board
Table V-3
SQUARE FOOTAGE OF ON-CAMPUS FACILITIES UNDER CONSTRUCTION
OR APPROVED FOR CONSTRUCTION AS OF AUGUST 1, 2002

Dist. No.	District/College	State Approp.		Local Funded		Total		% Eff.
		NASF	GSF	NASF	GSF	NASF	GSF	
503	Black Hawk							
508	Chicago					0	0	
	Daley							
	Kennedy-King					0	0	
	Malcolm X					0	0	
	Olive-Harvey					0	0	
	Truman					0	0	
	Washington					0	0	
	Wright					0	0	
507	Danville					0	0	
502	DuPage					0	0	
509	Elgin					0	0	
512	Harper			6,023	6,569	6,023	6,569	91.7%
540	Heartland					0	0	
519	Highland			11,628	17,278	11,628	17,278	67.3%
514	Illinois Central					0	0	
529	Illinois Eastern					0	0	
	Frontier							
	Lincoln Trail					0	0	
	Olney					0	0	
	Wabash					0	0	
513	Illinois Valley					0	0	
525	Joliet	DNS	DNS	DNS	DNS	2,880	2,880	100.0%
520	Kankakee	35,588	56,584			DNS	DNS	
501	Kaskaskia			11,863	18,861	47,451	75,445	62.9%
523	Kishwaukee			19,238	DNS	19,238	DNS	
532	Lake County					0	0	
517	Lake Land					0	0	
536	Lewis & Clark	7,210	9,410			0	0	
526	Lincoln Land	6,300	6,350			7,210	9,410	76.6%
530	Logan			2,100	2,100	8,400	8,450	99.4%
528	McHenry					0	0	
524	Moraine Valley	43,420	63,000			43,420	63,000	68.9%
527	Morton					0	0	
535	Oakton	144,616	230,842	4,676	4,876	149,292	235,718	63.3%
505	Parkland	192,010	303,107	209,253	322,641	401,263	625,748	64.1%
515	Prairie State	DNS	DNS	DNS	DNS	0	0	
521	Rend Lake	5,600	5,600			DNS	DNS	
537	Richland	173,712	245,892	80,595	113,000	86,195	118,600	72.7%
511	Rock Valley					173,712	245,892	70.6%
518	Sandburg					0	0	
506	Sauk Valley	100,113	137,790	63,000	84,997	163,113	222,787	73.2%
531	Shawnee					0	0	
510	South Suburban					0	0	
533	Southeastern					0	0	
522	Southwestern					0	0	
534	Spoon River					0	0	
504	Triton	DNS	DNS	DNS	DNS	DNS	DNS	
516	Waubonsee					0	0	
539	Wood					0	0	
TOTALS		708,569	1,058,575	411,256	573,202	1,119,825	1,631,777	68.6%

NASF= Net Assignable Square Feet
GSF= Gross Square Feet
SOURCE OF DATA: RAMP/CC Table C1.1 (FY 2003)
DNS = Data Not Submitted

BEST COPY AVAILABLE

Illinois Community College Board
Table V-4
TOTAL NET ASSIGNABLE SQUARE FOOTAGE BY ROOM USE CLASSIFICATION

Dist.	District/College	Classrooms	Laboratory	Office	Study	Athletic/ PE	Special Use	Theater/ Aud.	General Use	Support	Health Care	Unclass.	NASE	GSE
503	Black Hawk	72,883	65,897	60,074	22,530	55,866	28,673	1,962	35,939	33,569	0	0	377,393	500,961
508	Chicago													
	Daley	99,535	105,935	77,672	25,235	27,635	12,999	1,813	34,440	22,264	0	7,855	415,383	662,648
	Kennedy	92,186	196,026	91,291	19,932	12,031	8,914	12,145	33,597	17,650	186	0	542,958	822,501
	Malcolm	115,949	51,780	81,090	29,919	22,345	15,536	3,445	24,648	18,292	1,630	8,223	372,857	578,743
	Olive-Harvey	96,761	62,720	60,722	19,875	37,120	2,325	8,785	21,436	44,029	1,300	0	355,073	525,040
	Truman	114,952	61,943	79,490	29,175	15,882	3,437	12,995	35,233	12,558	0	0	365,665	553,700
	Washington	70,384	42,050	60,757	14,746	0	4,135	0	20,472	10,672	0	0	223,216	345,300
	Wright	71,566	97,190	57,606	29,433	30,163	2,289	12,472	24,893	10,740	0	20,836	357,188	587,940
	Central Office	312	162	87,732	1,728	0	225	0	39,070	35,296	72	27,963	192,560	240,232
507	Danville	39,968	67,938	57,790	13,381	27,948	2,685	3,751	15,773	34,339	0	40,868	304,441	512,898
502	DuPage	134,280	195,194	153,226	79,689	80,166	30,902	27,951	104,240	50,490	1,261	1,801	859,200	1,360,792
509	Egion	74,970	149,332	80,627	23,470	23,324	4,929	29,306	42,866	12,779	0	0	441,603	676,915
512	Hanper	91,469	155,308	128,185	37,048	60,761	16,342	10,122	45,739	39,415	829	0	585,218	962,941
540	Heartland	18,134	28,923	38,375	18,104	0	9,280	72	10,140	11,118	0	0	134,146	222,487
519	Highland	20,754	53,651	38,498	9,848	52,548	9,089	7,329	27,333	11,330	0	0	230,380	319,633
514	Illinois Central	63,063	175,816	84,776	33,844	21,398	18,336	18,944	90,962	49,612	1,261	1,228	559,240	778,695
529	Illinois Eastern													
	Frontier	5,948	517	6,058	6,959	0	0	0	630	20,708	0	0	40,820	67,127
	Lincoln Trail	14,445	31,486	13,908	5,947	20,960	0	9,010	13,506	15,960	0	0	125,222	152,896
	Olney	16,402	42,591	15,411	12,540	12,383	513	6,236	15,771	4,502	0	0	126,349	176,926
	Wabash Valley	15,794	39,055	12,195	6,871	27,480	1,155	9,277	11,782	8,193	0	0	131,802	167,700
	Central Office	0	0	4,360	0	0	0	0	96	520	0	0	4,976	6,698
513	Illinois Valley	38,785	70,939	34,634	16,951	28,968	7,500	8,897	15,698	12,633	0	0	235,005	374,407
525	Joliet	50,520	110,410	43,013	30,946	28,302	5,630	9,721	31,985	27,646	294	804	339,271	643,745
520	Kankakee	34,870	43,863	33,609	11,011	19,320	7,678	0	24,341	15,252	0	5,246	195,190	253,436
501	Kaskaskia	24,160	44,438	29,719	12,207	19,432	4,372	7,239	8,513	4,603	0	0	154,683	246,152
523	Kishwaukee	49,300	121,799	48,990	20,544	14,361	13,739	11,584	47,007	26,476	630	0	354,430	484,962
532	Lake County	94,390	95,962	76,543	37,286	30,814	23,337	35,411	39,690	42,324	729	0	476,486	749,593
517	Lake Land	45,397	89,215	40,787	5,516	22,670	3,382	4,500	9,641	28,475	100	0	249,683	373,160
536	Lewis & Clark	57,591	72,803	71,938	12,897	33,463	5,989	26,973	26,522	37,964	220	67,462	413,822	643,300
526	Lincoln Land	53,824	69,736	75,885	33,870	6,746	8,484	6,535	46,531	19,186	0	11,494	332,291	507,643
528	Logan	50,798	89,897	57,432	14,987	25,022	1,014	10,227	30,688	15,090	0	0	295,155	448,428
530	Mellenn	27,743	59,343	43,178	29,487	14,218	9,594	4,554	24,399	10,073	0	0	222,589	324,112
524	Moraine Valley	87,237	142,743	103,221	29,990	29,764	7,513	19,051	56,886	19,153	0	0	495,558	716,903
527	Morton	22,049	44,832	23,415	4,240	11,942	1,588	3,144	14,295	11,738	0	0	137,243	235,718
535	Oakton	67,158	91,798	80,951	26,906	17,003	5,461	5,842	49,028	21,982	656	27,000	393,785	625,748
505	Parkland	57,332	122,657	77,574	29,127	23,240	6,770	9,501	39,233	16,598	0	536	382,568	593,454
515	Prairie State	47,121	66,522	46,701	7,402	8,943	12,917	2,346	33,431	17,641	0	0	243,024	393,475
521	Rend Lake	22,625	64,090	31,738	13,405	24,849	3,051	4,934	18,773	18,114	1,340	0	202,919	280,940
537	Richland	39,452	38,803	26,796	14,443	4,411	8,190	4,686	18,400	14,866	0	0	170,047	257,069
511	Rock Valley	55,458	117,665	71,978	45,653	44,418	4,490	28,457	40,086	30,616	244	1,452	440,517	670,436
518	Sandburg	28,368	68,436	62,701	11,661	12,214	1,285	3,519	13,799	1,680	0	0	147,232	251,968
506	Sauk Valley	28,045	59,270	26,940	12,920	17,310	3,630	0	20,517	10,860	0	41,031	147,232	251,968
531	Shawnee	24,031	14,169	18,370	7,181	11,755	453	5,670	10,960	4,096	0	0	96,685	145,317
510	South Suburban	87,303	84,626	71,732	23,646	19,604	5,161	8,722	15,712	22,785	0	0	339,291	576,287
533	Southeastern	20,672	42,807	20,004	11,195	19,440	827	10,611	20,453	6,633	0	0	152,642	238,604
522	Southwestern	84,073	133,042	83,522	26,000	32,880	12,685	6,566	44,707	25,617	0	0	449,092	647,832
534	Spoon River	21,161	54,123	18,823	13,157	0	858	3,214	6,389	10,576	0	0	128,301	208,862
504	Trion	116,577	209,930	110,485	30,460	9,875	13,491	4,996	72,039	18,972	2,159	0	588,984	835,073
516	Waubensee	100,200	81,719	70,902	23,331	23,223	4,946	7,817	20,806	29,667	0	0	362,811	588,184
539	Wood	19,894	15,654	31,209	11,448	299	6,733	5,005	11,869	11,282	0	0	113,393	172,386
	TOTALS	2,685,889	3,944,805	2,766,202	1,008,341	1,141,496	362,532	433,337	1,460,964	996,634	12,911	263,799	15,078,910	23,114,297

SOURCE OF DATA: R3 records

Illinois Community College Board
Table V-5
NET ASSIGNABLE SQUARE FOOTAGE IN COMPLETED PERMANENT STATE FUNDED FACILITIES
BY HIGHER EDUCATION FACILITY INVENTORY ROOM USE CLASSIFICATION AS OF JUNE 30, 2002

Dist.	No.	District/College	Classrooms	Laboratory	Office	Study	Athletic/ PE	Special Use	Theater/ Aud.	General Use	Support	Health Care	Unclass.	NASF	GSE
	503	Black Hawk	56,053	60,616	53,647	22,530	55,866	9,548	1,962	31,467	27,906	0	0	319,595	429,823
	508	Chicago													
	50806	Daley													
	50801	Kennedy	68,111	148,857	72,220	14,307	71,031	6,564	12,145	28,722	13,459	0	0	435,416	673,846
	50803	Malcolm	108,955	45,759	78,966	28,995	22,345	14,605	3,445	23,185	16,164	430	0	342,849	541,575
	50805	Oliver-Harvey													
	50804	Truman	83,973	48,855	73,850	29,175	0	2,275	5,700	33,355	10,985	0	0	288,168	437,500
	50802	Washington													
	50807	Wright													
	50810	Central Office	312												
	507	Danville	13,693	56,037	18,567	1,728	0	225	0	39,070	35,296	72	27,963	192,560	240,232
	502	DuPage	72,450	121,308	106,623	78,881	27,948	615	0	12,681	9,776	0	0	140,261	229,146
	509	Elgin	41,768	60,405	48,836	18,575	0	5,793	964	76,963	20,817	1,261	165	485,225	803,530
	512	Harper	69,575	107,640	99,660	37,048	0	3,648	0	23,361	7,034	0	0	203,627	293,535
	540	Heartland	18,134	28,923	38,375	18,104	0	8,806	10,122	33,279	28,933	829	0	395,892	668,770
	519	Highland	17,336	51,458	29,215	9,848	0	9,280	72	10,140	11,118	0	0	134,146	222,487
	514	Illinois Central	44,524	60,451	65,989	28,726	21,398	1,887	7,329	20,967	1,353	0	0	139,393	201,216
	529	Illinois Eastern													
	52904	Frontier	2,049	517	1,007	5,711	0	0	0	80,936	15,993	1,261	1,228	349,011	503,247
	52901	Lincoln Trail	10,530	16,085	11,085	5,947	20,960	0	9,010	8,074	429	0	0	9,284	13,300
	52902	Olney	13,345	18,497	14,343	12,540	12,383	513	6,236	15,771	1,510	0	0	82,120	104,027
	52903	Wabash Valley	6,073	17,722	3,909	6,871	19,402	892	9,277	5,577	1,985	0	0	95,138	140,590
	52900	Central Office	0	0	4,360	0	0	0	0	96	520	0	0	71,708	91,395
	513	Illinois Valley	36,025	51,263	33,059	16,951	28,968	0	0	15,698	8,483	0	0	4,976	6,698
	525	Joliet	42,712	94,071	34,710	30,946	20,916	4,159	0	31,861	702	294	0	260,371	309,240
	520	Kankakee	29,623	43,063	27,057	11,011	19,320	4,353	0	24,225	4,029	0	0	162,681	202,588
	501	Kaskaskia	20,625	37,007	28,209	12,207	19,432	823	7,239	6,001	4,603	0	0	136,146	224,459
	523	Kishwaukee	22,266	33,431	19,326	13,076	10,678	8,927	5,616	12,812	12,970	0	0	139,102	208,644
	532	Lake County	49,661	53,132	34,291	37,286	0	11,861	0	23,253	16,501	625	0	226,610	384,445
	517	Lake Land	42,788	76,465	37,298	5,516	22,670	673	4,500	7,900	3,534	100	0	201,444	315,889
	536	Lewis & Clark	53,995	64,115	68,588	12,759	33,463	5,191	24,557	23,566	30,325	220	5,532	322,311	530,490
	526	Lincoln Land	31,011	55,829	46,242	14,987	6,746	5,040	0	29,713	14,788	0	11,494	243,571	52,268
	530	Logan	42,805	74,896	56,577	32,373	25,022	1,014	10,227	28,791	5,911	0	0	249,895	384,315
	528	McHenry	14,118	39,005	25,093	27,402	0	4,989	0	1,676	4,650	0	0	116,933	159,828
	524	Moraine Valley	82,081	123,381	74,543	29,830	29,764	5,052	0	35,701	6,756	0	0	387,108	545,242
	527	Morton	22,049	44,832	23,415	4,240	11,942	1,588	3,144	14,295	11,738	0	0	137,243	235,718
	535	Oakton	37,183	70,137	61,474	20,891	17,003	4,217	5,842	35,782	10,177	281	0	262,987	408,440
	505	Parkland	55,267	109,281	77,170	29,127	23,240	6,770	9,501	39,233	9,444	0	536	359,569	544,801
	515	Prairie State	40,364	55,575	38,663	6,983	8,943	6,891	2,346	32,627	7,633	0	0	200,025	333,697
	521	Rend Lake	16,095	44,722	26,839	13,405	24,849	473	4,934	16,245	1,911	1,340	0	150,813	215,052
	537	Richland	37,913	36,503	25,010	14,443	1,728	2,894	0	13,149	11,751	0	0	143,391	212,462
	511	Rock Valley	30,337	78,181	43,473	36,909	44,418	2,112	9,889	35,678	6,676	0	0	287,673	453,980
	518	Sandburg	11,805	34,180	4,421	10,270	12,214	1,129	3,319	8,548	1,680	0	0	87,766	139,664
	506	Sauk Valley	28,045	59,270	26,940	12,920	17,310	3,630	0	20,517	10,860	0	0	179,492	333,290
	531	Shawnee	12,111	11,683	16,151	7,181	11,755	453	5,670	9,829	4,001	0	0	78,834	117,632
	510	South Suburban	70,309	83,874	68,146	22,165	0	5,161	8,722	13,324	10,320	0	0	282,021	478,454
	533	Southeastern	12,847	31,463	17,814	11,195	19,440	827	10,611	20,453	4,133	0	0	128,783	207,774
	522	Southwestern	35,231	62,770	68,097	17,359	21,163	12,685	4,690	26,832	15,157	0	0	263,984	412,924
	534	Spoon River	21,161	54,123	18,823	13,157	0	858	3,214	6,389	10,576	0	0	128,301	208,862
	504	Triton	116,577	209,930	107,562	30,460	8,675	13,491	4,996	60,821	3,606	2,159	0	558,277	793,330
	516	Waubesa	40,299	50,539	28,391	22,435	23,223	4,946	7,817	2,424	557	0	0	180,631	292,074
	539	Wood	19,894	15,137	31,209	11,366	299	6,733	0	11,869	11,282	0	0	107,789	165,578
		TOTALS	1,702,078	2,641,150	1,976,975	848,780	714,514	201,152	222,240	1,052,856	448,032	8,872	46,918	9,863,567	14,982,733

SOURCE OF DATA: R3 records



Illinois Community College Board
Table V-6

NET ASSIGNABLE SQUARE FOOTAGE IN COMPLETED PERMANENT LOCALLY FUNDED FACILITIES
BY HIGHER EDUCATION FACILITY INVENTORY ROOM USE CLASSIFICATION AS OF JUNE 30, 2002

Dist. No.	District/College	Classrooms	Laboratory	Office	Study	Athletic/ PE	Special Use	Theater/ Aud.	General Use	Support	Health Care	Unclass.	NASF	GSE
503	Black Hawk Chicago	16,830	5,281	6,427	0	0	19,125	0	4,472	5,663	0	0	57,798	71,138
508	Daley Kennedy	70,615	87,488	65,003	23,160	27,635	12,835	1,813	33,550	16,956	0	7,855	346,910	572,686
	Malcolm	24,075	47,169	19,071	5,625	0	2,350	0	4,875	4,191	186	0	107,542	148,655
	Olive-Harvey	6,994	6,021	2,124	924	0	931	0	1,463	2,128	1,200	8,223	30,008	37,168
	Truman	62,885	49,310	53,143	19,875	37,120	2,325	8,785	21,190	8,570	1,300	0	264,503	413,160
	Washington	30,979	13,088	5,640	15,882	0	1,162	7,295	1,878	1,573	0	0	77,497	116,200
	Wright Central Office	70,384	42,050	60,757	14,746	0	4,135	0	20,472	10,672	0	0	223,216	345,300
		71,566	97,190	57,606	29,433	30,163	2,289	12,472	24,893	10,740	0	20,836	357,188	587,940
507	Danville	8,011	5,000	10,740	12,437	0	2,070	3,751	924	454	0	1,332	44,719	86,561
502	DuPage	61,830	73,886	46,603	808	80,166	25,109	26,987	27,277	29,673	0	1,636	373,975	557,262
509	Elgin	33,202	88,927	31,791	4,895	23,324	1,281	29,306	19,505	5,745	0	0	237,976	383,380
512	Harper	21,894	47,668	28,525	0	60,761	7,536	0	12,460	7,490	0	0	186,334	290,523
541	Heartland	0	0	0	0	0	0	0	0	0	0	0	0	0
519	Highland	3,418	2,193	9,283	0	52,548	1,402	0	6,366	8,160	0	0	83,370	108,394
514	Illinois Central	18,539	115,365	18,787	5,118	0	8,775	0	10,026	33,619	0	0	210,229	275,448
529	Illinois Eastern													
	Frontier	3,899	0	5,051	1,248	0	0	0	630	20,708	0	0	31,536	53,827
	Lincoln Trail	1,798	8,603	1,697	0	0	0	0	315	5,097	0	0	17,510	20,413
	Olney	0	0	0	0	0	0	0	0	0	0	0	0	0
	Wabash Valley Central Office	9,721	21,333	8,286	0	8,078	263	0	6,205	6,208	0	0	60,094	76,305
513	Illinois Valley	2,760	19,676	1,575	0	0	7,500	8,897	0	4,150	0	0	44,558	65,167
525	Joliet	7,808	16,339	8,303	0	7,386	1,471	9,721	124	26,944	0	804	78,900	157,069
520	Kankakee	0	800	171	0	0	3,325	0	116	900	0	993	6,305	14,918
501	Kaskaskia	0	0	0	0	0	3,549	0	0	0	0	0	3,549	3,700
523	Kishwaukee	27,034	88,368	27,905	7,468	3,683	4,812	5,968	30,036	7,255	630	0	203,159	261,268
532	Lake County	38,276	37,730	38,467	0	30,814	11,476	35,411	16,437	17,223	104	0	225,938	336,348
517	Lake Land	2,609	12,750	2,755	0	0	2,709	0	168	22,268	0	0	43,259	52,071
536	Lewis & Clark	3,596	7,752	2,836	138	0	798	2,416	204	3,571	0	61,930	83,241	103,610
526	Lincoln Land	13,539	8,637	9,322	1,187	0	0	6,535	16,166	3,780	0	0	59,166	87,503
530	Logan	7,993	15,001	11,190	0	0	0	0	1,897	9,179	0	0	45,260	64,113
528	McHenry	13,625	20,338	17,311	2,085	14,218	4,605	4,554	22,723	5,423	0	0	104,882	163,427
524	Moraine Valley	5,156	19,362	22,181	160	0	2,461	19,051	20,920	4,411	0	0	93,702	151,661
527	Morton	0	0	0	0	0	0	0	0	0	0	0	0	0
535	Oakton	29,975	21,661	19,477	6,015	0	1,244	0	13,246	11,805	375	27,000	130,798	217,308
505	Parkland	2,065	13,376	404	0	0	0	0	0	0	0	0	15,845	0
515	Prairie State	1,516	10,297	4,248	309	0	0	0	434	10,008	0	0	26,812	36,738
521	Rend Lake	6,530	19,368	4,899	0	0	2,578	0	2,528	16,203	0	0	52,106	65,888
537	Richland	1,539	2,300	1,786	0	2,683	5,296	4,686	5,251	3,115	0	0	26,656	44,607
511	Rock Valley	21,886	36,874	17,930	8,744	0	2,378	18,568	3,873	15,973	244	1,452	59,466	185,386
518	Sandburg	16,563	34,256	1,849	1,391	0	156	0	5,251	0	0	0	172,563	234,908
506	Sauk Valley	0	0	0	0	0	0	0	0	0	0	41,031	41,031	51,040
531	Shawnee	9,785	2,486	2,090	0	0	0	0	1,131	95	0	0	15,387	20,965
510	South Suburban	16,994	752	3,586	1,481	19,604	0	0	2,388	12,465	0	0	57,270	97,833
533	Southeastern	7,825	11,344	2,190	0	0	0	0	0	535	0	0	21,894	28,865
522	Southwestern	48,842	70,272	15,292	8,641	0	0	1,876	17,875	9,765	0	0	172,563	234,908
534	Spoon River	0	0	0	0	0	0	0	0	0	0	0	0	0
504	Triton	0	0	2,923	0	1,200	0	0	11,218	15,366	0	0	30,707	41,743
516	Waubesa	59,541	18,565	42,511	1,096	0	0	0	18,382	16,104	0	0	156,199	270,129
539	Wood	0	517	0	82	0	0	5,005	0	0	0	0	5,604	6,808
	TOTAL	862,097	1,199,393	691,735	157,066	415,265	145,946	213,097	386,869	394,185	4,039	173,092	4,642,784	7,019,737

SOURCE OF DATA: R3 records

Illinois Community College Board
Table V-7
NET ASSIGNABLE SQUARE FOOTAGE IN TEMPORARY FACILITIES
BY HIGHER EDUCATION FACILITY INVENTORY ROOM USE CLASSIFICATION AS OF JUNE 30, 2002

Dist. No.	District/College	Classrooms	Laboratory	Office	Study	Athletic/ PE	Special Use	General Use	Support	Unclass.	NASE	GSF
503	Black Hawk											
508	Chicago											
50806	Daley	28,920	18,447	12,669	2,075	0	164	890	5,308	0	68,473	89,962
50801	Kenney										0	0
50803	Macon										0	0
50805	Olive-Harvey	33,876	13,410	7,579	0	0	0	246	35,459	0	90,570	111,880
50804	Truman										0	0
50802	Washington										0	0
50807	Wright										0	0
50810	Central Office										0	0
507	Danville	18,264	6,901	28,483	0	0	0	2,168	24,109	39,536	119,461	197,191
502	DuPage										0	0
509	Elgin										0	0
512	Harper	0	0	0	0	0	0	0	2,992	0	2,992	3,648
540	Heartland										0	0
519	Highland	0	0	0	0	0	0	0	1,817	0	7,617	6,023
514	Illinois Central										0	0
529	Illinois Eastern										0	0
52904	Frontier										0	0
52901	Lincoln Trail	2,117	6,798	1,126	0	0	0	5,117	10,434	0	25,592	28,456
52902	Olney	3,057	24,094	1,068	0	0	0	0	2,992	0	31,211	36,336
52903	Wabash Valley										0	0
52900	Central Office										0	0
513	Illinois Valley										0	0
525	Joliet										0	0
520	Kankakee	5,247	0	6,381	0	0	0	0	10,323	4,253	26,204	35,930
501	Kaskaskia	3,535	7,431	1,510	0	0	0	0	0	0	14,988	17,993
523	Kishwaukee		0	1,759	0	0	0	2,512	0	0	12,169	15,050
532	Lake County	6,453	5,100	3,785	0	0	0	4,159	6,251	0	23,938	28,800
517	Lake Land	0	0	734	0	0	0	0	8,600	0	4,980	5,200
536	Lewis & Clark	0	936	514	0	0	0	1,573	2,673	0	8,270	9,200
526	Lincoln Land	9,274	5,270	9,986	310	0	3,444	2,752	4,068	0	29,554	367,872
530	Logan										0	0
528	McHenry	0	0	774	0	0	0	0	0	0	774	857
524	Moaine Valley	0	0	6,497	0	0	0	265	7,986	0	14,748	20,000
527	Morton										0	0
535	Oakton										0	0
505	Parkland										0	0
515	Prairie State	0	0	0	0	0	0	0	7,154	0	7,154	48,653
521	Rend Lake	5,241	650	3,790	110	0	6,026	370	0	0	16,187	23,040
537	Richland										0	0
511	Rock Valley	3,235	2,610	10,575	0	0	0	535	7,967	0	24,922	31,070
518	Sandburg										0	0
506	Sauk Valley										0	0
531	Shawnee	2,135	0	129	0	0	0	0	0	0	0	0
510	South Suburban										0	0
533	Southeastern	0	0	0	0	0	0	0	0	0	2,264	6,720
522	Southwestern	0	0	133	0	11,717	0	0	1,965	0	1,965	1,965
534	Spoon River										0	0
504	Triton										0	0
516	Waubesaec	360	12,615	0	0	0	0	0	13,006	0	25,981	25,981
539	Wood										0	0
TOTALS		121,714	104,262	97,492	2,495	11,717	15,434	21,239	154,417	43,789	572,559	1,111,827

SOURCE OF DATA: R3 records

BEST COPY AVAILABLE



Illinois Community College Board
Table V-8

NET ASSIGNABLE SQUARE FOOTAGE IN STATE-FUNDED FACILITIES UNDER CONSTRUCTION OR APPROVED FOR CONSTRUCTION BY HIGHER EDUCATION FACILITY INVENTORY ROOM USE CLASSIFICATION AS OF AUGUST 1, 2002

Dist. No.	District/College	Classrooms	Laboratory	Office	Study	PE	Special Use	Theater	General Use	Support	Unclass.	Total NASF	Total GSF
501	Kankakee	14,078	4,875	7,908	1,237	0	0	1,680	3,164	2,646	0	35,588	56,584
536	Lewis & Clark	0	0	2,020	0	0	4,740	0	0	0	450	7,210	9,410
528	Lincoln Land	0	0	0	0	0	0	0	0	0	6,300	6,300	6,300
524	McHenry	12,750	0	20,180	6,200	0	0	0	0	4,290	0	43,420	63,000
527	Morton	22,600	43,158	22,761	13,258	14,640	2,901	6,533	14,888	3,877	0	144,616	230,842
535	Oakton	27,345	56,966	46,356	13,219	11,087	7,954	4,689	17,878	6,516	0	192,010	303,107
505	Rend Lake	0	0	0	0	0	0	0	0	0	5,600	5,600	5,600
537	Richland	41,480	39,082	26,796	14,443	4,411	8,190	4,686	19,758	14,866	0	173,712	245,892
518	Sandburg	11,805	34,180	16,768	10,270	9,420	3,923	2,868	9,199	1,680	0	100,113	137,790
	Totals	130,058	178,261	142,789	58,627	39,558	27,708	20,456	64,887	33,875	12,350	708,569	1,058,525

* Gross Square Feet

** Building efficiency equals net assignable square footage divided by gross square feet

SOURCE OF DATA: RAMP/CC Table CI.1 (FY 2003)



Illinois Community College Board
Table V-9

NET ASSIGNABLE SQUARE FOOTAGE IN LOCALLY FUNDED PERMANENT FACILITIES
UNDER CONSTRUCTION OR APPROVED FOR CONSTRUCTION AS OF AUGUST 1, 2002

Dist. No.	District/College	Classrooms	Laboratory	Office	Study	PE	Special Use	Theater	General Use	Support	Unclass.	Total NASF	Total GSF
509	Elgin	0	5,849	174	0	0	0	0	0	0	0	6,023	6,569
512	Heartland	8,850	0	928	600	0	0	0	1,250	0	0	11,628	17,278
529	Ill. Valley	0	2,880	0	0	0	0	0	0	0	0	2,880	2,880
523	Kankakee	4,693	1,625	2,636	412	0	0	560	1,055	882	0	11,863	18,861
501	Kaskaskia	0	665	13,180	0	0	0	2,000	3,393	0	0	19,238	DNS
526	Lincoln Land	0	0	0	0	0	0	0	0	0	0	6,300	6,300
527	Morton	0	0	0	0	0	0	0	0	4,676	0	4,676	4,876
535	Oakton	39,813	34,832	34,595	13,687	1,939	2,140	0	32,302	15,466	34,479	209,253	322,641
505	Rend Lake	0	0	0	0	0	0	0	32,405	0	80,595	113,000	113,000
522	Sandburg	7,988	32,619	4,031	2,143	0	6,124	0	1,894	0	8,201	63,000	84,997
	Totals	61,344	78,470	55,544	16,842	1,939	8,264	2,560	72,299	21,024	129,575	447,861	577,402

* Gross Square Feet

** Building efficiency equals net assignable square footage divided by gross square feet

SOURCE OF DATA: RAMP/CC Table C1.1 (FY 2003)

Illinois Community College Board
 Table V-10
 TOTAL NET ASSIGNABLE SQUARE FEET OF PERMANENT FACILITIES BY ROOM USE CLASSIFICATION
 PER 10TH DAY ON-CAMPUS FTE STUDENT AS OF JUNE 30, 2002 (COMPLETED, UNDER CONSTRUCTION, APPROVED,
 OR APPROPRIATED)

Dist. No.	District/College	Fall FTE	Class	Labs	Office	Study	PE	Special	Theater	General	Support	Health	Unclass	Total NASF
503	Black Hawk	4,081	17.86	16.15	14.72	5.52	13.69	7.03	0.48	8.81	8.23	0.00	0.00	92.48
508	Chicago													
*****	Daley	6,277	11.25	13.94	10.36	3.69	4.40	2.04	0.29	5.55	2.70	0.00	1.25	55.27
*****	Kennedy	4,184	22.03	46.85	21.82	4.76	16.98	2.13	2.90	8.03	4.22	0.04	0.00	129.77
*****	Malcolm	5,872	19.75	8.82	13.81	3.81	2.65	4.20	3.12	2.60	3.12	0.28	1.40	63.50
*****	Olive-Harvey	4,357	14.43	11.32	12.20	4.56	8.52	0.53	2.02	4.86	1.97	0.30	0.00	60.71
*****	Truman	6,021	19.09	10.29	13.20	4.85	2.64	0.57	2.16	5.85	2.09	0.00	0.00	60.73
*****	Washington	4,527	15.55	9.29	13.42	3.26	0.00	0.91	0.00	4.52	2.36	0.00	0.00	49.31
*****	Wright	6,539	10.95	14.86	8.81	4.50	4.61	0.35	1.91	3.81	1.64	0.00	3.19	54.63
*****	Central Office													
507	Danville	1,630	13.32	37.46	17.98	8.21	17.15	1.65	2.30	8.35	6.28	0.00	0.82	113.51
502	DuPage	17,024	7.89	11.47	9.00	4.68	4.71	1.82	1.64	6.12	2.97	0.07	0.11	50.47
509	Elgin	4,918	15.24	30.36	16.39	4.77	4.74	1.00	5.96	8.72	2.60	0.00	0.00	89.79
512	Harper	7,856	11.64	19.77	16.32	4.72	7.73	2.08	1.29	5.82	4.64	0.11	0.00	74.11
540	Heartland	2,675	6.78	10.81	14.35	6.77	0.00	3.47	0.03	3.79	4.16	0.00	0.00	50.15
519	Highland	1,428	14.53	37.57	26.96	6.90	36.80	2.30	5.13	19.14	6.66	0.00	0.00	155.99
514	Illinois Central													
529	Illinois Eastern	6,537	9.65	26.90	12.97	5.18	3.27	2.81	2.90	13.92	7.59	0.19	0.19	85.55
*****	Frontier	626	9.50	0.83	9.68	11.11	0.00	0.00	0.00	1.01	31.07	0.00	0.00	65.20
*****	Lincoln Trail	774	15.93	31.91	16.52	7.69	27.09	0.00	11.65	10.84	7.14	0.00	0.00	128.78
*****	Olinx	1,039	12.84	17.80	13.80	12.07	11.92	0.49	6.00	15.18	1.45	0.00	0.00	91.55
*****	Wabash Valley	1,247	12.67	31.32	9.78	5.51	22.04	0.93	7.44	9.45	6.57	0.00	0.00	105.69
*****	Central Office													
513	Illinois Valley	2,284	16.98	31.05	15.16	7.42	12.68	3.28	3.89	6.87	5.53	0.00	0.00	102.87
525	Joliet	6,944	7.27	15.90	6.19	4.46	4.08	0.81	1.40	4.61	3.98	0.04	0.12	48.86
520	Kankakee	1,789	16.56	24.53	15.22	6.16	10.80	4.29	0.00	13.61	2.76	0.00	0.56	94.48
501	Kaskaskia	2,405	8.58	15.39	11.73	5.08	8.08	1.82	3.01	2.50	1.91	0.00	0.00	58.09
523	Kishwaukee	2,384	20.68	51.10	19.81	8.62	6.02	5.76	4.86	17.98	8.48	0.26	0.00	143.58
532	Lake County	7,186	12.24	12.64	10.12	5.19	4.29	3.25	4.93	5.52	4.69	0.10	0.00	62.98
517	Lake Land	4,149	10.94	21.50	9.65	5.46	0.82	1.08	1.94	1.94	6.22	0.02	0.00	58.98
536	Lewis & Clark	3,282	17.55	21.90	21.76	3.93	10.19	1.82	8.22	7.24	10.33	0.07	20.55	123.56
526	Lincoln Land	4,026	11.06	16.01	16.37	8.33	1.68	1.25	1.62	11.39	4.61	0.00	2.85	75.19
530	Logan	3,346	15.18	26.87	17.16	4.48	7.48	0.30	3.06	9.17	4.51	0.00	0.00	88.21
528	McHenry	2,941	9.43	20.18	14.42	10.03	4.83	3.26	1.55	8.30	3.43	0.00	0.00	75.43
524	Moaine Valley	8,286	10.53	17.23	11.67	3.62	3.59	0.91	2.30	6.83	1.35	0.00	0.00	58.03
527	Morton	2,195	10.04	20.42	10.67	1.93	5.44	0.72	1.43	6.51	5.35	0.00	0.00	62.52
535	Oakton	5,385	12.47	17.05	15.03	5.00	3.16	1.01	1.08	9.10	4.08	0.12	5.01	73.12
505	Parkland	5,846	9.81	20.98	13.27	4.98	3.98	1.16	1.63	6.71	1.62	0.00	0.09	64.22
515	Prairie State	2,734	15.32	24.09	15.69	2.67	3.27	2.52	0.86	12.09	6.45	0.00	0.00	82.96
521	Rend Lake	1,988	11.38	32.24	15.96	6.74	12.50	1.53	2.48	9.44	9.11	0.67	0.00	102.07
537	Richland	2,087	18.91	18.59	12.84	6.92	2.11	3.92	2.25	8.82	7.12	0.00	0.00	81.49
511	Rock Valley	4,929	10.60	23.34	12.46	9.26	9.01	0.91	5.77	8.02	4.60	0.05	0.29	84.32
518	Sandburg	1,999	14.19	34.23	3.14	5.83	6.11	0.64	1.76	6.90	0.84	0.00	0.00	71.63
506	Sauk Valley	1,533	18.29	38.66	17.57	8.43	11.29	2.37	0.00	13.38	7.08	0.00	26.76	143.82
531	Shawnee	1,371	15.97	10.33	13.30	5.24	8.57	0.33	4.13	7.99	2.99	0.00	0.00	68.85
510	South Suburban	3,799	22.98	22.27	18.88	6.22	5.16	1.36	2.30	4.14	6.00	0.00	0.00	89.30
533	Southeastern	1,493	13.84	28.66	13.40	7.50	13.02	0.55	7.11	13.70	3.13	0.00	0.00	100.90
522	Southwestern	7,252	11.59	18.35	11.50	3.59	2.92	1.75	0.91	6.16	3.44	0.00	0.00	60.20
534	Spoon River	1,264	16.74	42.82	14.89	10.41	0.00	0.68	2.54	5.05	8.37	0.00	0.00	101.50
504	Triton	7,690	15.16	27.30	14.37	3.96	1.28	1.75	0.65	9.37	2.47	0.28	0.00	76.59
516	Waubensee	3,861	25.86	17.90	18.36	6.09	6.01	1.28	2.02	5.39	4.31	0.00	0.00	87.23
539	Wood	1,423	13.98	11.00	21.93	8.04	0.21	4.73	3.52	8.34	7.93	0.00	0.00	79.67
TOTALS		193,485	13.25	19.85	13.79	5.20	5.84	1.79	2.25	7.44	4.35	0.07	1.14	74.97

SOURCES OF DATA: R3 records
 Fall Enrollment - E1 Records



Illinois Community College Board
Table V-11
TOTAL PROTECTION, HEALTH, AND SAFETY PROJECTS APPROVED

Dist. No.	District	# of Projects Approved		Total	Total Budgeted Amounts
		Bond Issues	Tax Levv		
503	Black Hawk	0	60	60	\$12,978,910
508	Chicago	0	0	0	\$0
507	Danville	13	12	25	\$6,149,022
502	DuPage	0	0	0	\$0
509	Elgin	0	4	4	\$499,024
512	Harper	5	79	84	\$25,874,241
540	Heartland	0	7	7	\$839,883
519	Highland	1	41	42	\$7,339,984
514	Illinois Central	0	59	59	\$14,806,503
529	Illinois Eastern	57	0	57	\$14,662,120
513	Illinois Valley	1	68	69	\$15,840,807
525	Joliet	9	25	34	\$9,130,947
520	Kankakee	0	0	0	\$0
501	Kaskaskia	1	30	31	\$7,109,993
523	Kishwaukee	0	16	16	\$2,374,974
532	Lake County	3	57	60	\$10,749,961
517	Lake Land	1	72	73	\$10,437,170
536	Lewis & Clark	4	1	5	\$6,631,600
526	Lincoln Land	12	2	14	\$6,089,385
530	Logan	6	18	24	\$5,441,109
528	McHenry	0	2	2	\$1,904,456
541	Metropolitan	1	0	1	\$475,000
524	Moraine Valley	0	39	39	\$20,719,616
527	Morton	2	4	6	\$6,593,568
535	Oakton	0	10	10	\$1,767,651
505	Parkland	0	36	36	\$15,855,000
515	Prairie State	7	14	21	\$10,909,040
521	Rend Lake	26	30	56	\$9,442,759
537	Richland	1	23	24	\$5,494,719
511	Rock Valley	0	82	82	\$21,076,854
518	Sandburg	1	34	35	\$5,861,660
506	Sauk Valley	2	41	43	\$8,360,501
531	Shawnee	1	3	4	\$1,217,425
510	South Suburban	17	42	59	\$11,592,874
533	Southeastern	2	0	2	\$1,300,000
522	Southwestern	3	87	90	\$15,022,722
534	Spoon River	12	8	20	\$6,556,407
504	Triton	0	74	74	\$16,128,137
516	Waubonsee	0	37	37	\$8,466,375
539	Wood	0	24	24	\$1,651,831
TOTALS		188	1141	1329	\$327,352,228

SOURCE OF DATA: ICCB Records

Illinois Community College Board

Table V-12

BUDGETED REVENUE FOR COMMUNITY COLLEGE CONSTRUCTION

DISTRICT	COLLEGE NAME	PROJECT NAME	Budgeted Revenue			FINAL PROJECT COST
			LOCAL	STATE	FEDERAL	
503	Black Hawk	BHC Technology Ctr. Remodeling	\$639,952			\$640,005
503	Black Hawk	District Energy Conservation	\$190,801			\$187,103
503	Black Hawk	Install Variable Air Vol. Sys.	\$465,000			\$465,000
503	Black Hawk	Life Safety Renovations	\$30,955			\$30,955
503	Black Hawk	Remodel Corporate Center	\$274,042			\$274,042
503	Black Hawk	Roof Replacement Blding 3 Q.C.	\$411,000			\$415,998
503	Black Hawk	Site Acquisition	\$370,000			\$370,000
503	Black Hawk	Storm Drainage Repairs Phase V	\$145,000			\$145,000
503	Black Hawk East	Life Safety Projects	\$750,910			\$746,164
503	Black Hawk East	Life Safety Upgrades	\$256,900			\$264,585
503	Black Hawk East	Rehabilitate Building 4	\$201,429			\$201,429
503	Black Hawk Quad	ADA Accessibility Projects	\$134,800			\$132,706
503	Black Hawk Quad	ADA Alterations	\$330,300			\$330,300
503	Black Hawk Quad	ADA Door Openers	\$98,700			\$98,700
503	Black Hawk Quad	ADA Modifications	\$455,620			\$455,620
503	Black Hawk Quad	Allied Health Remodeling Bld 3	\$258,400			\$259,841
503	Black Hawk Quad	Art/Music Dept. Renovations	\$668,000			\$669,022
503	Black Hawk Quad	Asbestos Removal	\$359,800			\$359,800
503	Black Hawk Quad	Chemical Storage Alterations	\$67,051			\$67,051
503	Black Hawk Quad	Cooling Tower Replacement	\$164,880			\$164,880
503	Black Hawk Quad	Direct Service Addition	\$1,210,000			\$1,210,000
503	Black Hawk Quad	Drainage Repairs	\$25,000			\$25,000
503	Black Hawk Quad	Efficient Lighting Upgrade	\$314,400			\$316,630
503	Black Hawk Quad	Elevator Code Modifications	\$101,765			\$101,765
503	Black Hawk Quad	Elevator Cylinder Replacement	\$29,000			\$28,334
503	Black Hawk Quad	Energy Conservation Measures	\$318,850			\$318,850
503	Black Hawk Quad	Energy Mgmt. System	\$29,955			\$29,955
503	Black Hawk Quad	Fire Alarm Update	\$132,401			\$132,401
503	Black Hawk Quad	Hazardous Boiler Replacement	\$81,944			\$81,944
503	Black Hawk Quad	HVAC Repairs	\$96,500			\$96,500
503	Black Hawk Quad	HVAC Replacement QCTC	\$34,876			\$34,876
503	Black Hawk Quad	Life Safety Projects	\$302,887			\$324,795
503	Black Hawk Quad	Life Safety Upgrades	\$203,600			\$206,442
503	Black Hawk Quad	Moisture Protection/Plumbing	\$136,200			\$136,200
503	Black Hawk Quad	Moisture Protection	\$189,170			\$189,170
503	Black Hawk Quad	Pool Repairs	\$140,000			\$140,000
503	Black Hawk Quad	Renovate Outreach Center		\$192,150		\$192,150
503	Black Hawk Quad	Reroof Three Buildings	\$161,809			\$161,809
503	Black Hawk Quad	Retube Boiler	\$107,000			\$107,000
503	Black Hawk Quad	Roof Improvement/Bldgs 2&3	\$273,121			\$273,121
503	Black Hawk Quad	Sewer & Erosion Repairs	\$94,100			\$94,100
503	Black Hawk Quad	Stairway Replacement	\$75,054			\$75,054
503	Black Hawk Quad	Storm Drainage Rep. Phase IV	\$96,800			\$96,800
503	Black Hawk Quad	Structural Repairs	\$100,300			\$100,300
503	Black Hawk Quad	Underground Storage Tank Repl	\$29,500			\$48,882
	Subtotal		\$10,557,772	\$192,150	\$0	\$10,800,279
508	Chicago Daley	Asbestos Abatement		\$50,000		\$50,000



Illinois Community College Board

Table V-12

BUDGETED REVENUE FOR COMMUNITY COLLEGE CONSTRUCTION

DISTRICT	COLLEGE NAME	PROJECT NAME	Budgeted Revenue			FINAL PROJECT COST
			LOCAL	STATE	FEDERAL	
508	Chicago Daley	Exterior Improvements		\$200,000		\$200,000
508	Chicago Daley&OH	Olive-Harvey Window Covering		\$139,030		\$139,030
508	Chicago Dawson	Dawson Skills Rehab		\$3,500,000		\$3,500,000
508	Chicago Humbolt	Humboldt Park Voc. Center	\$5,000,000	\$2,000,000		\$7,000,000
508	Chicago Kennedy	Exterior Painting and Caulk		\$287,303		\$287,303
508	Chicago Malcolm X	Renovate Locker Rooms		\$400,000		\$400,000
508	Chicago Olive Harvey	Renovate Building 5		\$550,000		\$550,000
508	Chicago Truman	Remodel Truman College	\$1,675,000			\$1,675,000
508	Chicago Wright	Remodel Old Wright	\$1,050,000			\$1,050,000
508	Chicago Wright	Repair Masonry Walls & Roof		\$1,450,000		\$1,079,875
508	Chicago Wright	Replacement of Pool Filtration		\$160,000		\$160,000
508	Daley	Daley Window Coverings		\$125,000		\$125,000
508	Daley	Modification to 001-0588		\$62,535		\$62,535
		Subtotal	\$7,725,000	\$8,923,868	\$0	\$16,278,743
507	Danville	Asbestos/Radon Survey	\$96,554			\$96,554
507	Danville	Auto Door Openers		\$6,850		\$6,850
507	Danville	Bremer Conf Ctr Electrical Sys	\$120,650			\$85,508
507	Danville	Classroom, Labs, Miller Gym	\$673,700	\$1,853,600		\$2,527,300
507	Danville	Clock Tower Center-Art Painting Lab	\$56,900	\$150,200		\$230,188
507	Danville	Clock Tower Center-LRC Renovations		\$96,537		\$96,537
507	Danville	Clock Tower Center-LRC Renovations	\$1,124,663	\$0		\$1,217,049
507	Danville	College Center Repairs		\$66,500		\$66,500
507	Danville	Conf. Center Code Corrections	\$273,700			\$273,700
507	Danville	Curb/Parking Lot Improvements	\$24,408	\$149,350		\$114,970
507	Danville	Domestic Water System Repair	\$435,000			\$435,000
507	Danville	Electrical Power Distribution	\$732,300			\$732,300
507	Danville	Emergency Lighting -classrooms	\$38,460			\$19,740
507	Danville	Emergency Lighting Upgrade	\$47,070			\$7,083
507	Danville	Energy Conservation	\$33,272			\$33,272
507	Danville	Energy Management System		\$152,400		\$153,306
507	Danville	Fuel Oil Tank Replacement	\$28,399			\$28,399
507	Danville	Infrastructure Rehab/Plan.	\$1,161,500	\$3,484,500		\$4,646,000
507	Danville	Install Automatic Door		\$6,500		\$6,500
507	Danville	Lincoln Hall Construction	\$1,575,700	\$4,727,100		\$8,976,950
507	Danville	Maintenance Plant Ventilation/HVAC Upgrade	\$101,500			\$71,143
507	Danville	Mary Miller Center Remodeling	\$678,000			\$746,025
507	Danville	Mary Miller Center Roof	\$65,000			\$39,750
507	Danville	Mary Miller Code Corrections	\$222,600			\$107,100
507	Danville	Natural Gas Pipe Replacement	\$36,500			\$36,500
507	Danville	Orn. Horticulture Code Correct	\$200,600			\$25,000
507	Danville	Physical Plant Code Correct.	\$480,300			\$144,671
507	Danville	Porch Columns Replacement-Clock Tower Center		\$52,000		\$17,066
507	Danville	Pump House Roof Replacement	\$48,000			\$30,970
507	Danville	Repair Gazebo		\$12,475		\$12,475
507	Danville	Repair Porches/Bldg. 17		\$53,270		\$53,270
507	Danville	Repair Roof-Bldg. 17		\$77,086		\$77,086
507	Danville	Repave Parking Lots	\$10,312	\$83,586		\$93,898

Illinois Community College Board
Table V-12

BUDGETED REVENUE FOR COMMUNITY COLLEGE CONSTRUCTION

DISTRICT	COLLEGE NAME	PROJECT NAME	Budgeted Revenue			FINAL PROJECT COST
			LOCAL	STATE	FEDERAL	
507	Danville	Roof Repairs	\$595,847			\$595,847
507	Danville	Roof Replacement Orn.Hort.Bldg	\$32,650			\$21,029
507	Danville	Roof Replacement-Bremer	\$61,450			\$38,036
507	Danville	Roof/Tech Center		\$82,010		\$82,010
507	Danville	Sanitary Sewer Replacement	\$206,500			\$206,500
507	Danville	Seal Coating Parking Areas		\$10,058		\$10,058
507	Danville	Site Utilities for New Blding		\$3,500,000		\$3,500,000
507	Danville	Tech Center/Parking Lots		\$70,000		\$70,000
507	Danville	Technology Center Addition	\$651,800			\$623,495
507	Danville	Technology Center Addition	\$889,800	\$672,200		\$1,562,000
507	Danville	Tuckpointing Buildings 6 & 7	\$257,330			\$257,330
507	Danville	Tuckpointing/masonry-Cannon	\$155,490			\$123,490
507	Danville	Utility Tunnel Replacement	\$1,566,200			\$1,566,200
507	Danville	Walks, Curbs, & Parking Lots		\$194,800		\$194,800
		Subtotal	\$12,682,155	\$15,501,022	\$0	\$30,059,454
502	DuPage	Auto Lab Expansion Building	\$740,000			\$740,000
502	DuPage	Ceiling Replacement	\$83,595	\$179,800		\$263,395
502	DuPage	Construct Extension Centers	\$3,572,800			\$3,572,800
502	DuPage	Fitness Room Addition	\$348,000			\$348,000
502	DuPage	Instructional Computing Ctr	\$391,200	\$1,173,500		\$1,564,700
502	DuPage	Land/North Regional Site	\$650,000			\$650,000
502	DuPage	Lighting/Ceiling Renovations		\$424,922		\$424,922
502	DuPage	Parking Lot Expansion	\$928,940			\$928,940
502	DuPage	Parking Lot Expansion	\$975,387			\$975,387
502	DuPage	Renovate Park Lots 8 to 12	\$636,911	\$227,538		\$864,449
502	DuPage	Renovate Parking Lots 1-5	\$229,060	\$227,538		\$456,598
502	DuPage	Resurfacing Projects		\$562,940		\$526,859
502	DuPage	Roadway Renovations		\$224,080		\$224,080
502	DuPage	Roof Replacement -PE	\$220,400			\$601,281
502	DuPage	Site Acquisition/Naperville	\$449,757			\$449,757
502	DuPage	SRC Addition	\$16,830,000			\$16,830,000
502	DuPage	Student Resource Ctr - 3rd Fl.		\$2,180,400		\$2,180,400
502	DuPage	Walkway Lighting/Reroof Bldg.	\$201,893	\$230,107		\$432,000
502	DuPage	Warehouse Expansion	\$613,340			\$613,340
		Subtotal	\$26,871,283	\$5,430,825	\$0	\$32,646,907
509	Elgin	Accessibility Modifications	\$38,045			\$38,045
509	Elgin	Business/Industry Conf. Ctr.	\$5,500,000			\$5,500,000
509	Elgin	Chiller Replacement	\$200,000	\$265,500		\$474,461
509	Elgin	Construct Applied Techn.	\$1,145,750			\$1,145,750
509	Elgin	Construct Maintenance Bldg.	\$239,533			\$239,533
509	Elgin	Deck Restoration/Waterproofing		\$162,300		\$256,189
509	Elgin	Fleerwood Drive Land and Building Acquisition	\$2,500,000			\$2,564,812
509	Elgin	HVAC Modifications	\$40,740			\$40,740
509	Elgin	Mobile Classroom Units	\$137,400			\$137,400
509	Elgin	Moisture Protection	\$92,739			\$92,739
509	Elgin	New Classroom Building	\$1,450,500	\$12,906,700		\$14,357,200



Illinois Community College Board

Table V-12

BUDGETED REVENUE FOR COMMUNITY COLLEGE CONSTRUCTION

DISTRICT	COLLEGE NAME	PROJECT NAME	Budgeted Revenue			FINAL PROJECT COST
			LOCAL	STATE	FEDERAL	
509	Elgin	Plaza Deck Restoration/Waterproofing Ph III		\$218,800		\$218,800
509	Elgin	Repair of Parking Lots		\$241,675		\$241,675
509	Elgin	Resurface Parking Lot 1		\$75,544		\$75,544
509	Elgin	Resurface Parking Lot 1	\$3,456	\$75,544		\$79,000
509	Elgin	Roof Repairs/Paving		\$127,818		\$127,818
509	Elgin	Site Acquisition	\$2,061,300			\$2,061,300
509	Elgin	Visual/Perf. Arts Phase	\$23,260,694			\$23,260,694
		Subtotal	\$36,670,157	\$14,073,881	\$0	\$50,911,700
512	Harper	AC/Dehumidification at Wellness/Sports Ctr.	\$599,203			\$610,639
512	Harper	Accessibility Improvements	\$108,859			\$108,859
512	Harper	Accessibility Renovations	\$54,000			\$54,000
512	Harper	Acoustic Baffles rplcmt-Bld.M	\$216,033			\$128,914
512	Harper	ADA Restroom Renovat. N.E. Ctr	\$133,623			\$133,623
512	Harper	ADA Sidewalk Improvements	\$108,687			\$110,762
512	Harper	ADA/Accessibility	\$159,000			\$159,000
512	Harper	Alter Doorway/Bldg. 1	\$29,500			\$29,500
512	Harper	Asbestos Abatement N.E. Ctr.	\$53,213			\$53,213
512	Harper	Asbestos Abatement Work	\$72,338			\$72,338
512	Harper	Auto Door Opener Replacements	\$45,070			\$40,841
512	Harper	Auto Door Openers	\$80,605			\$73,041
512	Harper	Bldg. F - Life Safety	\$1,500,000			\$1,500,000
512	Harper	Bldings D/E Buried Hot Water Pipe Rplcmt.	\$155,050			\$104,089
512	Harper	Building B Boiler Repairs	\$110,000			\$110,000
512	Harper	Building E Improvements	\$499,777			\$499,777
512	Harper	Building F Code Corrections	\$1,009,000			\$1,009,000
512	Harper	Building I Code Corrections	\$676,268			\$676,268
512	Harper	Campus Sidewalk Repair-Ph II	\$273,088			\$237,321
512	Harper	Campus Sidewalk Replacement	\$86,652			\$87,598
512	Harper	Chair Lift Replacement-Bld D	\$85,893			\$83,735
512	Harper	Construct Instruc. Bldg.	\$12,589,800			\$12,589,800
512	Harper	Construct Observatory	\$44,200			\$44,200
512	Harper	Cooling Tower Enclosures	\$235,347			\$205,041
512	Harper	Electric/Safety Hazard Repairs	\$31,073			\$31,073
512	Harper	Electrical Distribution Upgrade	\$276,394			\$276,394
512	Harper	Electrical Switch Installation	\$210,000			\$151,937
512	Harper	Electrical Upgrades in Vault Area	\$266,120			\$237,623
512	Harper	Electrical/Mech. Repairs	\$1,469,550			\$1,469,550
512	Harper	Elevator Accessibility	\$72,500			\$72,500
512	Harper	Emergency Telephone Install.	\$33,000			\$33,000
512	Harper	Filter System Repair	\$143,298			\$143,298
512	Harper	Fire Sprinkler Installation	\$199,750			\$199,750
512	Harper	Fire Supression System	\$25,000			\$25,000
512	Harper	Fire System Corrections	\$176,371			\$176,371
512	Harper	Gas Main Replacement	\$96,672			\$78,176
512	Harper	Hazardous Bleacher Repair	\$100,000			\$100,000
512	Harper	HVAC Modifications- Blding E	\$87,625			\$87,625
512	Harper	HVAC Repairs	\$1,062,099			\$803,498

Illinois Community College Board

Table V-12

BUDGETED REVENUE FOR COMMUNITY COLLEGE CONSTRUCTION

DISTRICT	COLLEGE NAME	PROJECT NAME	Budgeted Revenue			FINAL PROJECT COST
			LOCAL	STATE	FEDERAL	
512	Harper	Install Accessible Drinking	\$200,000			\$200,000
512	Harper	Life Safety Alterations	\$380,148			\$380,148
512	Harper	Life Safety Improvements Bld.M	\$648,911			\$661,296
512	Harper	Lighting Upgrade-NE Center	\$130,434			\$130,434
512	Harper	Lighting Upgrades- Bldings D&H	\$238,700			\$163,834
512	Harper	Masonry Repairs-Bldg. M	\$136,037			\$80,081
512	Harper	Moisture Protection-NE Ctr	\$178,000			\$178,000
512	Harper	NE Center Parking Lot Lighting	\$101,230			\$101,230
512	Harper	Parking Lot 1 extension		\$142,560		\$142,560
512	Harper	Parking Lot Restoration	\$142,000			\$142,000
512	Harper	Partial Roof Replacement-D & J		\$327,800		\$310,592
512	Harper	Plumbing Repairs, Bldg I&J	\$420,000			\$420,000
512	Harper	Pool Lighting Replacement-Wellness/Sports Cen	\$137,170			\$139,788
512	Harper	Power Distribution System	\$317,250			\$317,250
512	Harper	Refrigerant Conversion	\$242,681			\$242,681
512	Harper	Repair HVAC Bldg. V	\$50,000			\$50,000
512	Harper	Repair Parking Lot #3	\$85	\$155,230		\$155,315
512	Harper	Repair Parking Lots		\$144,831		\$144,831
512	Harper	Repair Parking Lots 1 and 12		\$112,000		\$112,000
512	Harper	Repair Rest Rooms Bldg. D	\$438,500			\$438,500
512	Harper	Repair Roofs Bldgs A & D	\$400,000			\$400,000
512	Harper	Repair Roofs Bldgs B,E,I,J	\$385,000			\$385,000
512	Harper	Repalce Wheelchair Lifts	\$75,000			\$75,000
512	Harper	Repave Perimeter Road	\$146,400			\$146,400
512	Harper	Replace Light Fixtures-Bld. M	\$108,388			\$107,203
512	Harper	Replace Underground Storage	\$190,000			\$190,000
512	Harper	Restroom Modif.-Bldg. A	\$459,044			\$374,694
512	Harper	Roof Repair/Alteration	\$710,000			\$710,000
512	Harper	Roof Replacement-Bldg F	\$235,000			\$235,000
512	Harper	Roof Replacement-NE Center	\$444,000			\$444,000
512	Harper	Roof Replacement-Wellness/Sports Center	\$489,305			\$319,170
512	Harper	Roof&Ceiling-Building D		\$145,841		\$145,841
512	Harper	Site Acquisition/Northeast	\$2,000,000			\$2,000,000
512	Harper	Steam/Condensate Piping Replacement/Blding H	\$142,338			\$128,150
512	Harper	Ventilation Modif. - Blding T	\$66,325			\$13,635
512	Harper	Water Main Extension	\$247,925			\$247,925
		Subtotal	\$33,034,529	\$1,028,262	\$0	\$33,039,912
540	Heartland	ADA Compliance	\$27,500			\$13,951
540	Heartland	Emergency Generator	\$461,100			\$457,302
540	Heartland	Energy Conservation Project	\$63,000			\$25,476
540	Heartland	Equipment for New Campus		\$2,500,000		\$2,500,000
540	Heartland	PHS Projects	\$60,500			\$55,923
540	Heartland	Safety/Security Access System	\$106,633			\$100,324
540	Heartland	Site Acquisition	\$2,100,000			\$2,100,000
540	Heartland	Space Renovations	\$98,125			\$98,125
		Subtotal	\$2,916,858	\$2,500,000	\$0	\$5,351,101

Illinois Community College Board

Table V-12

BUDGETED REVENUE FOR COMMUNITY COLLEGE CONSTRUCTION

DISTRICT	COLLEGE NAME	PROJECT NAME	Budgeted Revenue			FINAL PROJECT COST
			LOCAL	STATE	FEDERAL	
519	Highland	ADA Compliance	\$318,666			\$318,666
519	Highland	ADA Compliance	\$283,770			\$283,770
519	Highland	ADA Projects	\$257,620			\$257,620
519	Highland	Auto Body Code Corrections	\$110,480			\$110,480
519	Highland	Bleacher Repairs	\$51,725			\$51,725
519	Highland	Bleachers/Guardrails Code Upgrades	\$60,000			\$60,000
519	Highland	Building F Ventilation	\$34,727			\$34,143
519	Highland	Child Care and Training Center		\$120,000		\$37,314
519	Highland	Drainage Alterations	\$725,512			\$843,278
519	Highland	Drainage Control-Sidewalk Rplc	\$173,387			\$173,387
519	Highland	Emergency & Egress Lighting Upgrade	\$102,971			\$82,493
519	Highland	EMS Replacement	\$121,000			\$109,347
519	Highland	Energy Conservation Program	\$158,200			\$158,200
519	Highland	Exterior Waterproofing Modif.	\$645,400			\$645,400
519	Highland	Fire Alarm Improvements	\$51,425			\$51,425
519	Highland	Hydraulic Lift Replacement	\$155,768			\$155,768
519	Highland	Install Non Skid Pool Deck	\$89,758			\$89,758
519	Highland	Laboratory Ventilation	\$25,000			\$25,000
519	Highland	Lighting/Warning Sys.Upgrade	\$56,975			\$56,975
519	Highland	Moisture Protection	\$161,656			\$161,656
519	Highland	Moisture Protection	\$75,637			\$75,637
519	Highland	Renovation Bldgs. M&R		\$284,968		\$284,968
519	Highland	Reroof Maintenance Barn	\$35,000			\$35,000
519	Highland	Reroof Sports Complex	\$81,000			\$81,000
519	Highland	Resurface Parking Lot A West		\$129,600		\$129,600
519	Highland	Resurface Parking Lots C & E		\$201,000		\$363,794
519	Highland	Retention Pond Repairs	\$162,794			\$162,794
519	Highland	Roof Replacement Bldings F & T	\$100,430			\$60,913
519	Highland	Roof Replacement Bldings. N & T (south half)	\$452,000			\$401,138
519	Highland	Roof Replacement Building S	\$419,000			\$388,526
519	Highland	Roof Replacements -Buildings M & R	\$286,770			\$265,343
519	Highland	Sidewalk Rehabilitation	\$452,000			\$387,913
519	Highland	Sidewalk Repair/Drain. Ph. IV	\$248,398			\$248,398
519	Highland	Theatrical Lighting Controls	\$70,190			\$70,190
519	Highland	Underground Storage Tank	\$227,000			\$194,799
519	Highland	Ventilation System Repairs	\$50,050			\$50,050
519	Highland	Walk Replacement/Phase IV	\$123,700			\$123,700
519	Highland	Waterproofing Project	\$85,000			\$85,000
		Subtotal	\$108,803			\$108,803
			\$6,561,812	\$735,568	\$0	\$7,001,178
529	Illinois Eastern	ADA Compliance Alterations	\$71,400			\$71,400
529	Illinois Eastern	Construct Microwave Tower	\$313,191			\$313,191
529	Illinois Eastern	District Improvements		\$181,660		\$326,576
529	Illinois Eastern	Fire Alarm/Emerg.Lghting Replc	\$382,000			\$245,988
529	Illinois Eastern	Furnace Replacement-Frontier	\$84,700			\$75,827
529	Illinois Eastern	HVAC Replacement		\$324,450		\$324,450
529	Illinois Eastern	HVAC Replacement-3 campuses	\$332,750			\$332,750
529	Illinois Eastern	HVAC Replacement-Wabash	\$226,200			\$226,200
529	Illinois Eastern	HVAC System-Lincoln Trail	\$398,200			\$398,200



Illinois Community College Board

Table V-12

BUDGETED REVENUE FOR COMMUNITY COLLEGE CONSTRUCTION

DISTRICT	COLLEGE NAME	PROJECT NAME	Budgeted Revenue			FINAL PROJECT COST
			LOCAL	STATE	FEDERAL	
529	Illinois Eastern	HVAC System-Wabash Valley	\$312,800			\$312,800
529	Illinois Eastern	Lighting & Fire Alarm Upgrades	\$69,600			\$44,819
529	Illinois Eastern	Modify Exhaust Hoods	\$118,244			\$118,244
529	Illinois Eastern	Parking Lot Repairs		\$171,400		\$171,400
529	Illinois Eastern	Pool Filter Replacement	\$33,062			\$33,062
529	Illinois Eastern	Relocate Child Care Center	\$2,000			\$2,000
529	Illinois Eastern	Robinson Commercial Building	\$481,960			\$481,960
529	Illinois Eastern	Roof Replacements	\$27,000	\$813,000		\$840,000
529	Illinois Eastern	Sanitary Sewer-Lincoln Trail	\$45,496			\$45,496
529	Illinois Eastern	Stage Floor Replacement		\$21,304		\$21,304
529	Illinois Eastern	Stage Floor Replacement		\$19,159		\$19,159
529	Illinois Eastern	Storm Sewer Waterway Repairs	\$56,856			\$56,856
529	Illinois Eastern	Student Services Area Remodel		\$260,000		\$260,000
529	Illinois Eastern	Tool & Die Shop Code Modif.	\$141,546			\$141,546
529	Illinois Eastern	Underground Storage Tank Remov	\$150,000			\$150,000
529	Illinois Eastern-Frontier	HVAC Replacement	\$137,900			\$123,455
529	Illinois Eastern-Frontier	Various Capital Improvements		\$57,000		\$36,340
529	Illinois Eastern-Lincoln Trail	Renovations-Fiber Optics Lab	\$70,000			\$59,779
529	Illinois Eastern-Lincoln Trail	Rooftop Units-Williams Hall	\$363,000			\$324,975
529	Illinois Eastern-Olney Central	Classroom Renovations		\$59,100		\$38,253
529	Illinois Eastern-Olney Central	Parking Lot Expansion	\$75,000			\$75,000
529	Illinois Eastern-Olney Central	Reroof Stair Enclosures	\$31,838			\$31,838
529	Illinois Eastern-Olney Central	Rooftop Units-Wantw.Hall/Gym	\$779,300			\$697,667
529	Illinois Eastern-Wabash Valley	AA/Machine Shop Parking	\$10,000	\$57,400		\$34,097
529	Illinois Eastern-Wabash Valley	Electrical Renovations	\$284,300			\$183,074
529	Illinois Eastern-Wabash Valley	Flooring Replacement	\$105,000			\$105,000
529	Illinois Eastern-Wabash Valley	Gym Floor Replacement		\$88,962		\$88,962
529	Illinois Eastern-Wabash Valley	HVAC/Dehumidification Upgrade	\$284,300			\$254,519
529	Illinois Eastern-Wabash Valley	Machine Shop Expansion	\$61,200	\$465,000		\$475,046
		Subtotal	\$5,448,843	\$2,518,435	\$0	\$7,541,233
514	Illinois Central	Accessibility Projects, 1998	\$191,000			\$189,793
514	Illinois Central	Acquire/Ren. World Drug Bldg	\$6,386,400			\$6,386,400
514	Illinois Central	ADA Accessibility	\$53,900			\$53,286
514	Illinois Central	ADA Elevator Addition	\$165,460			\$165,460
514	Illinois Central	ADA Signage Upgrade	\$121,800			\$121,800
514	Illinois Central	ADA Stair Tower Improvements	\$100,000			\$87,564
514	Illinois Central	ADA Survey/Phase I Corr. Work	\$186,390			\$186,390
514	Illinois Central	Agricultural/Industrial Technologies Addition	\$2,066,244			\$2,066,244
514	Illinois Central	Asbestos Removal/SW Adams	\$143,750			\$143,750
514	Illinois Central	Boiler Room Roof Replacement	\$76,790			\$76,790
514	Illinois Central	Carpet Replacement	\$170,000			\$170,000
514	Illinois Central	Carpet Replacement	\$50,000			\$50,000
514	Illinois Central	Construct Storage Building	\$78,177			\$78,177
514	Illinois Central	Corridors and Classrooms Ceiling Renovations		\$162,500		\$162,500
514	Illinois Central	Drainage Control	\$1,300,000			\$1,300,000
514	Illinois Central	Drainage-Roadway Rehab PhaseII	\$191,000			\$190,017
514	Illinois Central	Elevator Cylinder Repairs	\$87,000			\$85,902

Illinois Community College Board

Table V-12

BUDGETED REVENUE FOR COMMUNITY COLLEGE CONSTRUCTION

DISTRICT	COLLEGE NAME	PROJECT NAME	Budgeted Revenue			FINAL PROJECT COST
			LOCAL	STATE	FEDERAL	
514	Illinois Central	Elevator Repairs	\$99,200			\$99,200
514	Illinois Central	EMS Upgrade	\$580,000			\$580,000
514	Illinois Central	Enclose Overhang-Admin. Bldg.	\$225,000			\$225,000
514	Illinois Central	Erosion Control	\$76,000			\$76,000
514	Illinois Central	Exterior Lighting Upgrade	\$120,000			\$120,000
514	Illinois Central	Fire Alarm & Security Upgrades	\$729,600			\$729,600
514	Illinois Central	Fire Damper Replacement	\$475,200			\$475,200
514	Illinois Central	Floor/Bleacher Repairs	\$265,700			\$265,700
514	Illinois Central	Hazardous Surface Repairs	\$170,000			\$170,000
514	Illinois Central	HVAC System Modifications -Ph. II	\$150,000			\$150,000
514	Illinois Central	HVAC System Modifications-Dirksen Hall	\$150,000			\$150,000
514	Illinois Central	Interior Lighting Improvements		\$329,700		\$329,700
514	Illinois Central	Land Lab Facility & Skilled Trades Remodeling	\$719,800			\$719,800
514	Illinois Central	Lighting and Ceiling Upgrade		\$270,633		\$270,633
514	Illinois Central	Lighting Upgrades Lots A & C	\$70,000			\$60,414
514	Illinois Central	Masonry Wall Repair	\$120,000			\$112,204
514	Illinois Central	Masonry Wall Repair	\$54,000			\$53,092
514	Illinois Central	Masonry Wall Repair Phase II	\$135,000			\$133,085
514	Illinois Central	Metal Panel Curtain Wall	\$90,000			\$86,762
514	Illinois Central	Parking Deck Construction	\$550,000			\$550,000
514	Illinois Central	Parking Lot A Renovation	\$2,563	\$147,437		\$150,000
514	Illinois Central	Parking Lot F Renovation		\$103,800		\$103,800
514	Illinois Central	Parking Lot Rehabilitation	\$5,127	\$149,102		\$154,229
514	Illinois Central	Parking Lot Restoration		\$123,400		\$123,400
514	Illinois Central	Phase II Downtown Center	\$2,373,250			\$2,373,250
514	Illinois Central	Remodel Dirksen Hall	\$325,000			\$325,000
514	Illinois Central	Renovate&Expand Stu. Center	\$4,277,350			\$4,277,350
514	Illinois Central	Repair of Bridges	\$97,000			\$97,000
514	Illinois Central	Repair of Dirksen Parking Lot	\$2,563	\$147,437		\$150,000
514	Illinois Central	Repair Underground Storage Tnk	\$289,670			\$289,670
514	Illinois Central	Replace Rooftop HVAC Units	\$830,000			\$830,000
514	Illinois Central	Replace Voltage Cable-Phase II	\$97,000			\$95,847
514	Illinois Central	Roof Rehabilitation	\$140,000			\$122,620
514	Illinois Central	Roof Repair Gymnasium	\$134,500			\$134,500
514	Illinois Central	Roof Replacement/Academic Bldg	\$255,000			\$255,000
514	Illinois Central	Roof Replacement/Library	\$215,000			\$200,000
514	Illinois Central	Roof Replacement-Lawrence	\$80,000			\$80,000
514	Illinois Central	Roof Replacement-SW Adams	\$141,900			\$125,900
514	Illinois Central	Sidewalk Rehabilitation Ph. III	\$350,000			\$350,000
514	Illinois Central	Sidewalk Replacement	\$325,000			\$305,630
514	Illinois Central	Sidewalk Replacement		\$123,430		\$123,430
514	Illinois Central	Upgrade Underground Storage Tk	\$243,410			\$243,410
514	Illinois Central	Voltage Cable Replacement	\$151,400			\$151,400
514	Illinois Central	Water-Fire Main Relocations	\$234,698			\$180,698
514	Illinois Central	Window Frame/Panel Repairs	\$65,000			\$57,865
	Subtotal		\$26,782,842	\$1,557,439	\$0	\$28,170,462
513	Illinois Valley	ADA Modifications	\$180,600			\$180,600

Illinois Community College Board

Table V-12

BUDGETED REVENUE FOR COMMUNITY COLLEGE CONSTRUCTION

DISTRICT	COLLEGE NAME	PROJECT NAME	Budgeted Revenue			FINAL PROJECT COST
			LOCAL	STATE	FEDERAL	
513	Illinois Valley	ADA Modifications	\$150,120			\$150,120
513	Illinois Valley	ADA Phase III	\$220,200			\$220,200
513	Illinois Valley	Air Moisture Infiltration Phase III-Blding A	\$200,000			\$200,000
513	Illinois Valley	Air Moisture Infiltration-Building B- Ph.IV	\$254,220			\$154,162
513	Illinois Valley	Air/Moisture Infiltration	\$180,000			\$101,235
513	Illinois Valley	Air/Moisture Infiltration PhII	\$173,954			\$166,587
513	Illinois Valley	Asbestos Abatement	\$115,800			\$115,800
513	Illinois Valley	Asbestos Abatement	\$125,890			\$125,890
513	Illinois Valley	Asbestos Abatement A-301	\$111,200			\$111,200
513	Illinois Valley	Asbestos Abatement Bldg. G	\$145,200			\$145,200
513	Illinois Valley	Asbestos Removal-Science Fume	\$40,800			\$40,800
513	Illinois Valley	Asbestos Removal-Water Tanks	\$120,000			\$120,000
513	Illinois Valley	Boiler C Repairs	\$28,220			\$28,220
513	Illinois Valley	Boiler Flue Stacks Replacement	\$38,958			\$29,646
513	Illinois Valley	Boiler Piping Modifications	\$180,000			\$171,138
513	Illinois Valley	Boiler Repairs	\$27,427			\$27,427
513	Illinois Valley	Cooling System Retrofit	\$923,500			\$923,500
513	Illinois Valley	Energy Audit and Survey	\$29,400			\$29,400
513	Illinois Valley	Energy Conservation/Retrofit	\$257,000			\$257,000
513	Illinois Valley	Erosion Control (S.W. Slope)	\$172,248			\$172,248
513	Illinois Valley	Exhaust Fans/Art Room	\$5,036	\$14,384		\$19,420
513	Illinois Valley	Fluorescent Lighting Modific.	\$119,400			\$119,400
513	Illinois Valley	Hazardous Walk Replacement	\$40,780	\$45,816		\$86,596
513	Illinois Valley	HVAC Upgrade-Computer Room	\$50,000			\$56,488
513	Illinois Valley	HVAC Upgrades-E.Campus	\$100,000			\$100,000
513	Illinois Valley	Maintenance Room Ventilation		\$18,800		\$18,800
513	Illinois Valley	Modify Elevators	\$121,211			\$121,211
513	Illinois Valley	Plumbing Code Compliance	\$30,250			\$30,250
513	Illinois Valley	Repair Parking Lot #5	\$24,522	\$63,420		\$87,942
513	Illinois Valley	Repair Parking Lots		\$44,620		\$44,620
513	Illinois Valley	Repave Parking Lot # 1		\$203,400		\$203,400
513	Illinois Valley	Replace Hazardous Floor	\$60,794	\$0		\$60,794
513	Illinois Valley	Replace Water Main	\$78,860			\$78,860
513	Illinois Valley	Reroofing Auto Ag Facility	\$130,725			\$130,725
513	Illinois Valley	Road Subsurface Erosion	\$50,301			\$50,301
513	Illinois Valley	Roadway & Parking Lot		\$64,136		\$64,136
513	Illinois Valley	Roof Replacement	\$220,000			\$220,000
513	Illinois Valley	Roof Replacement	\$51,450			\$51,450
513	Illinois Valley	Roof Replacement Gym	\$30,142			\$30,142
513	Illinois Valley	Roofing Replacement	\$659,770			\$659,770
513	Illinois Valley	Security Lighting	\$158,970			\$158,970
513	Illinois Valley	Security Lighting-Ph. II	\$160,320			\$160,320
513	Illinois Valley	Sewer Line Hookup	\$84,000			\$84,000
513	Illinois Valley	Sidewalk Replacement		\$47,300		\$47,300
513	Illinois Valley	Sidewalk Replacement Ph II		\$60,200		\$60,200
513	Illinois Valley	Sidewalk Replacements	\$286,318			\$286,318
513	Illinois Valley	Water Pipe Replacement	\$220,000			\$220,000
513	Illinois Valley	Water Suppression Line Repair-Blding G	\$60,000			\$45,615

Illinois Community College Board
 Table V-12
 BUDGETED REVENUE FOR COMMUNITY COLLEGE CONSTRUCTION

DISTRICT	COLLEGE NAME	PROJECT NAME	Budgeted Revenue			FINAL PROJECT COST
			LOCAL	STATE	FEDERAL	
	Subtotal		\$6,417,586	\$562,076	\$0	\$6,767,402
525	Joliet	ADA Compliance	\$287,980			\$287,980
525	Joliet	Air Quality Improvement		\$162,890		\$162,890
525	Joliet	Bldg. D Roof Replacement		\$98,222		\$98,222
525	Joliet	Bleachers/Gym Floor Repairs	\$111,345			\$111,345
525	Joliet	Business/Tech Center	\$2,450,291	\$6,992,509		\$9,442,800
525	Joliet	C-G Concourse Renovation		\$227,900		\$227,900
525	Joliet	Child Care Remodeling and Rehabilitation		\$110,800		\$110,800
525	Joliet	City Center Campus Parking Lot Acquisition	\$42,000			\$42,000
525	Joliet	City Center Wall Waterproofing	\$216,990			\$216,990
525	Joliet	Cooling Tower Replacements	\$372,219			\$458,675
525	Joliet	Electrical Sys Renov CC Campus	\$238,454			\$238,454
525	Joliet	Emergency Telephones Phase II	\$82,300			\$82,300
525	Joliet	Emergency Warning System Upgr	\$27,000			\$27,000
525	Joliet	Exterior Glazing Repair	\$296,030			\$296,030
525	Joliet	Exterior Moisture Repairs	\$521,000			\$521,000
525	Joliet	HVAC Upgrades	\$693,895			\$693,895
525	Joliet	Install Cogeneration System	\$949,000			\$949,000
525	Joliet	Install Fire Alarm System	\$75,500			\$75,500
525	Joliet	New Roofing Building E	\$211,800			\$211,800
525	Joliet	North Campus Site	\$4,665,650			\$4,665,650
525	Joliet	Parking Lot and Roadway Repair	\$21,067	\$121,073		\$142,140
525	Joliet	Parking Lot Lighting Upgrade	\$95,900			\$85,731
525	Joliet	Parking Lot Restoration		\$210,061		\$210,061
525	Joliet	Parking Site Acquis-255 N. Chicago St (CC)	\$208,500			\$208,500
525	Joliet	Remove Asbestos Flooring	\$88,300			\$88,300
525	Joliet	Repair Parking Lots		\$132,108		\$132,108
525	Joliet	Repair Sanitary Sewer System	\$328,500			\$242,816
525	Joliet	Restroom Accessibility Project	\$45,720			\$45,720
525	Joliet	Resurface Tennis Courts	\$81,400			\$81,400
525	Joliet	Roof Replacement	\$325,475			\$325,475
525	Joliet	Roof Replacement Bldg G	\$145,200			\$145,200
525	Joliet	Roof Replacement Bldgs A,B,C	\$285,000			\$285,000
525	Joliet	Roof Replacement CC Hi-Rise	\$110,640			\$110,640
525	Joliet	Student Activities Center	\$338,000			\$338,000
525	Joliet	Vacated Space Renovations	\$73,600	\$220,900		\$294,500
525	Joliet	Veterinary Tech./Industrial Training Facility	\$2,762,751			\$2,762,751
	Subtotal		\$16,151,507	\$8,276,463	\$0	\$24,418,573
520	Kankakee	Campus Facilities Renov. II		\$64,000		\$63,588
520	Kankakee	Campus Facilities Renovation	\$174,959	\$170,441		\$103,855
520	Kankakee	Classroom Addition	\$3,268,500			\$3,268,500
520	Kankakee	Modify Heating System	\$13,892	\$46,079		\$59,971
520	Kankakee	Retube Boilers		\$39,800		\$39,800
520	Kankakee	Roadway Lighting	\$20,865	\$38,100		\$58,965
520	Kankakee	Technology Building Roofing Project		\$187,000		\$306,546
520	Kankakee	Update Fire Alarm System		\$64,505		\$64,505

Illinois Community College Board
Table V-12
BUDGETED REVENUE FOR COMMUNITY COLLEGE CONSTRUCTION

DISTRICT	COLLEGE NAME	PROJECT NAME	Budgeted Revenue			FINAL PROJECT COST
			LOCAL	STATE	FEDERAL	
520	Kankakee	West Campus Renovation	\$158,880	\$51,120		\$210,000
		Subtotal	\$3,637,096	\$661,045	\$0	\$4,175,730
501	Kaskaskia	Accessibility-Auditorium & Vo Tech Bldings	\$530,000			\$548,841
501	Kaskaskia	ADA Elevator Improvements	\$44,000			\$44,000
501	Kaskaskia	ADA Fire Alarm Upgrade	\$246,000			\$203,230
501	Kaskaskia	ADA Restroom Alterations	\$61,430			\$61,430
501	Kaskaskia	ADA Restroom Remodeling	\$110,700			\$70,534
501	Kaskaskia	ADA Seating Modifications	\$162,140			\$92,839
501	Kaskaskia	ADA-Door Operators	\$39,240			\$39,240
501	Kaskaskia	Alt. to Bldgs. C,D,E,&F	\$780,000			\$780,000
501	Kaskaskia	Asbestos Abatement	\$26,800			\$26,800
501	Kaskaskia	Boiler Repairs		\$88,800		\$88,800
501	Kaskaskia	Career Center Renovations	\$109,050			\$99,237
501	Kaskaskia	Chemistry Lab Safety Rehabilitation	\$111,240			\$92,300
501	Kaskaskia	Drainage Improvements -Drive North of Gym	\$95,000			\$93,936
501	Kaskaskia	Fuel Tank Modif.and Drainage Improvements	\$71,600			\$76,260
501	Kaskaskia	Hazardous Stair Treads/Rails	\$34,505			\$34,505
501	Kaskaskia	HVAC Alterations Library	\$85,000			\$53,212
501	Kaskaskia	Learning Resource Center Renovations		\$772,000		\$702,944
501	Kaskaskia	Lighting Code Corrections	\$243,500			\$243,500
501	Kaskaskia	Moisture Protection ST Blding	\$81,893			\$81,893
501	Kaskaskia	North Entrance Lighting Improvements	\$40,730			\$37,323
501	Kaskaskia	Pedestrian Bridge Repair	\$28,000			\$28,000
501	Kaskaskia	Renovation Harry Crisp Ctr.	\$620,000			\$568,324
501	Kaskaskia	Replace Roof-Gym & Science		\$51,797		\$51,797
501	Kaskaskia	Roof Replacement-Various Bldgs	\$140,000			\$140,000
501	Kaskaskia	Roofing Replacement		\$170,228		\$170,228
501	Kaskaskia	Safety Lighting/East Parking	\$91,500			\$64,943
501	Kaskaskia	Security/ADA Access Upgrades	\$289,000			\$194,976
501	Kaskaskia	Sidewalk and Ramp Replacement	\$48,788			\$48,788
501	Kaskaskia	West Parking Lot Lighting Upgrade (Safety)	\$104,200			\$60,812
		Subtotal	\$4,194,316	\$1,082,825	\$0	\$4,798,691
523	Kishwaukee	ADA Walk & Egress Repairs	\$65,119			\$65,119
523	Kishwaukee	Building Integrity Upgrade	\$34,026			\$13,516
523	Kishwaukee	Campus Safety and ADA Upgrades	\$296,967			\$250,545
523	Kishwaukee	Construction Defects		\$125,000		\$125,000
523	Kishwaukee	Cooling Tower Repairs	\$170,130			\$170,130
523	Kishwaukee	Drainage Improvements	\$52,650			\$22,287
523	Kishwaukee	Emergency Pump Repair	\$40,000			\$40,000
523	Kishwaukee	Greenhouse Addition	\$31,500			\$31,500
523	Kishwaukee	Handicapped Accessibility	\$55,320			\$55,320
523	Kishwaukee	Hazardous Drive Repair	\$180,616			\$180,616
523	Kishwaukee	LRC HVAC System	\$133,780			\$119,803
523	Kishwaukee	Parking Lot Lighting	\$2,584	\$48,107		\$50,691
523	Kishwaukee	Phase IV Addition and Const.	\$9,989,400			\$9,989,400
523	Kishwaukee	Physical Ed Facility Code Comp	\$148,879			\$148,879

141



Illinois Community College Board

Table V-12

BUDGETED REVENUE FOR COMMUNITY COLLEGE CONSTRUCTION

DISTRICT	COLLEGE NAME	PROJECT NAME	Budgeted Revenue			FINAL PROJECT COST
			LOCAL	STATE	FEDERAL	
523	Kishwaukee	Repair Bleachers		\$13,200		\$13,200
523	Kishwaukee	Repair Roof Boiler Room		\$15,000		\$15,000
523	Kishwaukee	Resurface Tennis Courts		\$32,000		\$32,000
523	Kishwaukee	Resurfacing of South Lot		\$179,835		\$179,835
523	Kishwaukee	Roof Replacement	\$382,005			\$382,005
523	Kishwaukee	Roof Replacement-NB	\$129,470			\$79,333
523	Kishwaukee	Structural Integrity & ADA	\$245,490			\$245,490
523	Kishwaukee	Water Penetration	\$279,197			\$279,197
523	Kishwaukee	Wellhouse Code Corrections	\$47,425			\$47,425
	Subtotal		\$12,284,558	\$413,142	\$0	\$12,536,291
532	Lake County	AC Epmt-Information Systems	\$74,800			\$74,800
532	Lake County	Access Road & Parking		\$212,422		\$212,422
532	Lake County	Accessible Entrances	\$30,900			\$30,900
532	Lake County	ADA Compliance	\$345,000			\$345,000
532	Lake County	ADA Improvements - SLEC	\$174,990			\$174,990
532	Lake County	ADA Renovations	\$273,500			\$261,043
532	Lake County	ADA Restroom Renovations	\$61,176			\$61,176
532	Lake County	ADA Toilet Room Accessibility	\$238,080			\$249,033
532	Lake County	Chiller Conversion	\$103,200			\$85,065
532	Lake County	Drainage Repairs	\$332,000			\$332,000
532	Lake County	Electrical Modifications	\$26,700			\$26,700
532	Lake County	Employment and Training Center	\$2,767,720			\$2,530,032
532	Lake County	Energy Efficient Lighting	\$25,500			\$27,563
532	Lake County	Fire Alarm & System Auto.	\$686,600			\$686,600
532	Lake County	Fume Hood Reinstallation	\$114,000			\$114,000
532	Lake County	Generator/UPS Electrical Upgrades	\$230,400			\$174,995
532	Lake County	Hazardous Pavement/Drainage	\$264,455			\$264,455
532	Lake County	Hazardous Waste Drainage Sys.	\$41,400			\$41,400
532	Lake County	Heating Control/Lakeshore	\$29,700			\$29,700
532	Lake County	Horticulture Building Addition	\$545,757			\$739,080
532	Lake County	Horticulture Ctr.Roof/Absbesto	\$64,740			\$64,740
532	Lake County	Improve Access/Parking Lots	\$178,600	\$79,300		\$257,900
532	Lake County	Install Accessible Hardward	\$27,400			\$27,400
532	Lake County	Interior/Exterior Lighting Phi	\$300,000			\$395,495
532	Lake County	Lakeshore Campus Expansion	\$3,250,000			\$3,250,000
532	Lake County	LRC Atrium Roof Replacement	\$33,540			\$80,670
532	Lake County	LRC Roof Replacement	\$450,560			\$450,560
532	Lake County	Maintenance & Warehouse Blding	\$698,586			\$940,648
532	Lake County	Mechanical Unit Repairs	\$162,000			\$162,000
532	Lake County	Multi-Purpose/Ventilation	\$321,000			\$321,000
532	Lake County	Multi-Use Instruc. Bldg.		\$11,730,400		\$14,036,409
532	Lake County	Parking Lot # 2 Improvements		\$246,000		\$246,000
532	Lake County	Parking Lot Renovation	\$20,080	\$107,820		\$127,900
532	Lake County	Performing Arts Center	\$9,725,000			\$13,341,362
532	Lake County	Perimeter Interior Walls	\$83,460			\$83,460
532	Lake County	Remodel Chemistry Lab	\$59,400			\$59,400
532	Lake County	Repair Exhaust Systems	\$82,000			\$82,000

Illinois Community College Board

Table V-12

BUDGETED REVENUE FOR COMMUNITY COLLEGE CONSTRUCTION

DISTRICT	COLLEGE NAME	PROJECT NAME	Budgeted Revenue			FINAL PROJECT COST
			LOCAL	STATE	FEDERAL	
532	Lake County	Repave Parking Lot #4	\$2,828	\$107,601		\$110,429
532	Lake County	Repave Parking Lot 7		\$106,211		\$106,211
532	Lake County	Replace Fuel Storage Tanks	\$27,540			\$27,540
532	Lake County	Replacement Wiring	\$130,700			\$130,700
532	Lake County	Reroof Lake Shore Campus	\$166,300			\$166,300
532	Lake County	Roadway Drainage Improvements	\$445,480			\$457,998
532	Lake County	Roadway Drainage Improvements - Ph III	\$72,000			\$72,066
532	Lake County	Roadway Drainage Improvements Ph. II	\$269,600			\$277,176
532	Lake County	Sidewalk Repairs	\$67,700			\$67,700
532	Lake County	South Campus Site Land	\$7,090,000			\$7,057,554
532	Lake County	Southlake Educ.Ctr. Alteration	\$74,000	\$250,000		\$287,059
532	Lake County	Telephone/Fire Alarm Upgrade	\$250,500			\$116,960
532	Lake County	Waterproof Underground Vault-North Side	\$127,440			\$93,583
		Subtotal	\$30,546,332	\$12,839,754	\$0	\$49,359,173
517	Lake Land	Absorption Chiller Replacement	\$288,000			\$267,721
517	Lake Land	Absorption Chiller Replacement	\$312,000			\$233,141
517	Lake Land	Accessible Restroom Renovation	\$330,000			\$355,500
517	Lake Land	ADA Accessible Study Areas	\$54,000			\$54,000
517	Lake Land	ADA Modifications	\$34,500			\$34,500
517	Lake Land	ADA Modifications-Locks-Walks	\$150,000			\$150,000
517	Lake Land	ADA Restroom	\$300,000			\$300,000
517	Lake Land	ADA Restrooms	\$50,000			\$50,000
517	Lake Land	ADA Signage	\$65,000			\$65,000
517	Lake Land	ADA/Restroom Modification	\$359,000			\$359,000
517	Lake Land	Agricultural Tech Bldg	\$255,000			\$255,000
517	Lake Land	Asbestos Encapsulation	\$354,983			\$354,983
517	Lake Land	Asbestos Encapsulation - Field House	\$58,595			\$66,765
517	Lake Land	Asbestos Survey	\$58,500			\$58,500
517	Lake Land	Brick Safety Enclosure	\$66,000			\$91,139
517	Lake Land	Campus Roadway Renovaton		\$65,916		\$65,916
517	Lake Land	Campus Security Access	\$84,000			\$247,993
517	Lake Land	Center for High Ed & Tech.	\$751,600	\$1,348,400		\$2,100,000
517	Lake Land	Classroom/Administration Blding	\$1,778,900	\$5,336,800		\$7,115,700
517	Lake Land	College Theater ADA Renovations	\$72,000			\$72,000
517	Lake Land	Cooling Tower Repairs	\$63,000			\$63,000
517	Lake Land	Drainage Modif. - N.Entrance & NE/NW Lots	\$210,000			\$275,989
517	Lake Land	Drainage Repairs	\$300,000			\$300,000
517	Lake Land	Electrical Code Corrections	\$289,600			\$289,600
517	Lake Land	Electrical Lighting Upgrade	\$60,000			\$55,439
517	Lake Land	Encapsulate Asbestos/Library	\$60,000			\$38,963
517	Lake Land	Energy Management Systems Replacement	\$180,000			\$73,418
517	Lake Land	Energy Mgmt Phase II	\$84,764		\$77,762	\$162,526
517	Lake Land	Exhaust/Air Conditioning Replacement QC/QA	\$40,000			\$60,877
517	Lake Land	Exhaust/Ventilation System in Vo-Tech Blding	\$75,000			\$40,363
517	Lake Land	Exterior Door Modifications	\$120,000			\$120,000
517	Lake Land	Exterior Door Replacements	\$192,000			\$193,892
517	Lake Land	Exterior Masonry Restoration	\$150,000			\$105,584

143

Illinois Community College Board

Table V-12

BUDGETED REVENUE FOR COMMUNITY COLLEGE CONSTRUCTION

DISTRICT	COLLEGE NAME	PROJECT NAME	Budgeted Revenue			FINAL PROJECT COST
			LOCAL	STATE	FEDERAL	
517	Lake Land	Exterior Moisture Protection	\$78,000			\$78,000
517	Lake Land	Exterior Security Lighting	\$65,000			\$65,000
517	Lake Land	Gas Line Replacement	\$78,000			\$50,342
517	Lake Land	Gas Line Replacement and Termite Control	\$170,000			\$181,300
517	Lake Land	Hazardous Bleacher Repair	\$72,000			\$72,000
517	Lake Land	Hazardous Sidewalk Replacement	\$40,000			\$50,296
517	Lake Land	HVAC Alterations Field House	\$36,000			\$36,000
517	Lake Land	Lighting Renovations-Stud. Adm.,LRC,FH,VoTech	\$85,000			\$109,719
517	Lake Land	Lighting Upgrades - Bldings(NE,NW,SW)	\$180,000			\$100,929
517	Lake Land	LRC Indoor Air Quality Improvements	\$60,000			\$124,556
517	Lake Land	Natural Gas Line Replacement	\$52,250			\$52,250
517	Lake Land	Natural Gas Piping Replacement	\$68,860			\$68,860
517	Lake Land	Pave South Parking Lot	\$6,384	\$98,116		\$104,500
517	Lake Land	Renovate Board Room		\$27,224		\$27,224
517	Lake Land	Renovate Classrooms		\$44,651		\$44,651
517	Lake Land	Replace Deteriorated Sidewalks	\$30,000			\$30,000
517	Lake Land	Replace Heat Piping	\$180,000			\$180,000
517	Lake Land	Reroof Covered Walkways	\$180,000			\$180,000
517	Lake Land	Reroof Fieldhouse	\$300,000			\$300,000
517	Lake Land	Resurface Parking Lot	\$55,400	\$36,600		\$92,000
517	Lake Land	Roof Replacement/Learning Resource Center	\$175,000			\$121,196
517	Lake Land	Roof Replacements-Admin & Student Svcs Blding	\$275,000			\$281,213
517	Lake Land	Roofing-Northwest Class. Bldg.	\$300,000			\$300,000
517	Lake Land	Security Access Road Lighting	\$90,000			\$31,329
517	Lake Land	Security Lighting Upgrade	\$216,000			\$216,000
517	Lake Land	Sidewalk Replacement	\$30,000			\$33,160
517	Lake Land	Sidewalk Replacements	\$30,000			\$30,000
517	Lake Land	Sidewalk Replacements	\$64,630			\$73,977
517	Lake Land	Stage Backdrop Replacement	\$60,000			\$60,000
517	Lake Land	Termite Treatment - NE Classroom Building	\$100,000			\$100,000
517	Lake Land	Theater Renovations	\$140,300	\$175,700		\$316,000
517	Lake Land	Tile Replacement/Drainage Ctrl	\$300,000			\$61,650
517	Lake Land	Tuckpoint Classroom Buildings	\$36,000			\$36,000
517	Lake Land	Voc-Tech Building Roof Replacement	\$182,000			\$138,020
517	Lake Land	Water Line to Farm Building	\$45,000			\$46,699
517	Lake Land	Water Reservoir Renovations	\$135,000			\$138,422
	Subtotal		\$11,162,266	\$7,133,407	\$77,762	\$18,007,801
536	Lewis & Clark	ADA Work/Energy Conservation		\$142,520		\$142,520
536	Lewis & Clark	Additional Site Lighting		\$33,275		\$33,275
536	Lewis & Clark	Allied Health Lab-Science Bld	\$5,611,000	\$6,000,000		\$11,611,000
536	Lewis & Clark	Classroom/Multi-Purp. Bldg.	\$812,000	\$2,436,000		\$3,248,000
536	Lewis & Clark	Gilman Hall & Music Bldg.	\$1,685,700	\$881,300		\$3,212,360
536	Lewis & Clark	Install Fire Alarm		\$10,000		\$10,000
536	Lewis & Clark	Main Complex Renov. Phase II	\$1,000,000			\$1,000,000
536	Lewis & Clark	Main Complex Renovation	\$1,000,000	\$3,000,000		\$4,000,000
536	Lewis & Clark	Main Complex Renovation	\$1,000,000			\$1,000,000
536	Lewis & Clark	Modify Electrical Main Comp.		\$72,831		\$72,831

Illinois Community College Board
Table V-12
BUDGETED REVENUE FOR COMMUNITY COLLEGE CONSTRUCTION

DISTRICT	COLLEGE NAME	PROJECT NAME	Budgeted Revenue			FINAL PROJECT COST
			LOCAL	STATE	FEDERAL	
536	Lewis & Clark	Modify Ventilation System		\$32,515		\$32,515
536	Lewis & Clark	New Parking Lots	\$267,000			\$267,000
536	Lewis & Clark	Relocate Chapel	\$2,194,500			\$2,194,500
536	Lewis & Clark	Renovation for Reception Area	\$150,000			\$150,000
536	Lewis & Clark	Renovation Main Complex-Ph. II	\$931,800			\$931,800
536	Lewis & Clark	Repairs Hathaway/Haskell Hall		\$85,420		\$85,420
536	Lewis & Clark	Roadway Repairs		\$6,528		\$6,528
536	Lewis & Clark	Two Bldgs.-Arts/Cer-Maintenanc	\$350,000			\$350,000
		Subtotal	\$15,002,000	\$12,700,389	\$0	\$28,347,749
526	Lincoln Land	ADA Fire Alarm Upgrades	\$76,956			\$76,956
526	Lincoln Land	ADA Project Work	\$500,000			\$500,000
526	Lincoln Land	ADA/Elevator Update	\$21,400			\$21,400
526	Lincoln Land	Bleacher Repairs	\$74,719			\$74,719
526	Lincoln Land	Boiler Replacements	\$806,600			\$806,600
526	Lincoln Land	Cass Gymnasium Remodeling		\$300,000		\$300,000
526	Lincoln Land	Child Care Center	\$696,000			\$696,000
526	Lincoln Land	Chiller Replacements	\$850,000			\$850,000
526	Lincoln Land	Classroom Enhancement-Menard		\$159,018		\$159,018
526	Lincoln Land	Condensate Pan Replacements	\$150,000			\$150,000
526	Lincoln Land	HVAC Coil Repairs		\$30,000		\$30,000
526	Lincoln Land	HVAC Repairs - Logan Hall		\$65,000		\$65,000
526	Lincoln Land	Litchfield Arts and Technology Center		\$1,200,000		\$1,294,316
526	Lincoln Land	Menard Hall Modernization		\$154,883		\$154,883
526	Lincoln Land	Parking Lot Overlay Phase III	\$2,906	\$63,889		\$66,795
526	Lincoln Land	Resurface Parking Lots	\$90,866			\$90,866
526	Lincoln Land	Roof Replacement	\$1,125,000			\$1,125,000
526	Lincoln Land	S.Regional Education Center	\$1,518,109			\$1,518,109
526	Lincoln Land	Sangamon Hall-Library Asbestos Abatement	\$192,500			\$93,560
526	Lincoln Land	Seal. Caulk & Paint Windows	\$11,449	\$64,611		\$76,060
526	Lincoln Land	Space Update Remodeling-Menard	\$0	\$339,727		\$339,727
526	Lincoln Land	Utility Line Capacity		\$57,600		\$63,135
526	Lincoln Land	W.Regional Education Center	\$250,000			\$250,000
		Subtotal	\$6,366,505	\$2,434,728	\$0	\$8,802,144
530	Logan	1997 Health/Life Safety Impr.	\$60,200			\$60,200
530	Logan	1999 Life/Health/Safety Work	\$420,000			\$357,670
530	Logan	2000 Life/Health/Safety Work	\$238,000			\$175,067
530	Logan	Accessibility Improvements	\$107,000			\$107,000
530	Logan	ADA/Environmental Improve.	\$121,640			\$121,640
530	Logan	Asbestos REmoval	\$2,556			\$2,556
530	Logan	Auto.Lab Lighting Upgrade & Sidewalk Rehab	\$350,000			\$381,407
530	Logan	Bleacher Seating Replacement	\$196,000			\$169,540
530	Logan	Chiller Replacements	\$340,870			\$340,870
530	Logan	Chiller Replacements-Boiler Rm	\$285,000			\$188,650
530	Logan	Construct Dugouts	\$23,563			\$23,563
530	Logan	Construct Softball Field	\$18,880			\$18,880
530	Logan	DuQuoin Site Acquisition	\$395,000			\$392,194

Illinois Community College Board

Table V-12

BUDGETED REVENUE FOR COMMUNITY COLLEGE CONSTRUCTION

DISTRICT	COLLEGE NAME	PROJECT NAME	Budgeted Revenue			FINAL PROJECT COST
			LOCAL	STATE	FEDERAL	
530	Logan	Elec. Code Compliance	\$40,000			\$40,000
530	Logan	Electrical & Plumbing Revision	\$150,000			\$144,080
530	Logan	Energy Conservation Measures	\$225,000			\$225,000
530	Logan	Exter. Wall Repairs-Phase IV		\$49,529		\$49,529
530	Logan	Exterior Repairs		\$50,587		\$50,587
530	Logan	Exterior Repairs		\$50,088		\$50,088
530	Logan	HVAC Code Compliance	\$145,000			\$145,000
530	Logan	Locker Room Addition	\$234,000			\$234,000
530	Logan	Microbiology Lab	\$105,880			\$105,880
530	Logan	Mining Tech. Bldg. Addition	\$163,646			\$163,646
530	Logan	New Office Building	\$418,100			\$418,100
530	Logan	New Parking Lot	\$487,000			\$487,000
530	Logan	Office/Classroom Addition	\$475,700			\$475,700
530	Logan	Remodeling Project	\$193,800	\$341,600		\$488,037
530	Logan	Replace Roof/Phase I Bldgs.	\$683,000			\$683,000
530	Logan	Roof Replacement		\$159,600		\$159,600
		Subtotal	\$5,879,835	\$651,404	\$0	\$6,258,484
528	McHenry	Carpet Replacement	\$6,485	\$36,015		\$42,500
528	McHenry	Fire Science Training Facility	\$253,800			\$253,800
528	McHenry	HVAC Repairs & Replacement	\$1,208,400			\$1,208,400
528	McHenry	Library/Classroom Addition	\$152,000	\$1,324,000		\$1,476,000
528	McHenry	Multi Purp Blding HVAC/Control System		\$121,020		\$60,400
528	McHenry	New Classroom Bldg.	\$11,660,000			\$11,660,000
528	McHenry	Replace 4 Boiler Units		\$72,000		\$83,300
528	McHenry	Replace Fascia and Boiler		\$173,850		\$173,850
528	McHenry	Resurfacing Parking Lot	\$9,387	\$35,613		\$45,000
528	McHenry	Roof Replacement	\$696,056			\$696,056
528	McHenry	Site Acquisition	\$615,848			\$615,848
528	McHenry	Technology Bldg. Phase V	\$7,150,000			\$7,150,000
		Subtotal	\$21,751,976	\$1,762,498	\$0	\$23,465,154
524	Moraine Valley	Absorption Chiller Replacement	\$650,000			\$659,775
524	Moraine Valley	ADA Elevator	\$38,500			\$38,500
524	Moraine Valley	ADA Restrooms	\$301,000			\$301,000
524	Moraine Valley	ADA Signage	\$102,960			\$102,960
524	Moraine Valley	ADA Women's Locker Room	\$119,000			\$119,000
524	Moraine Valley	Campus Security Phase II	\$453,093			\$247,635
524	Moraine Valley	Campus Site Lighting	\$1,383,790			\$1,032,899
524	Moraine Valley	CCT Roof Replacement	\$958,000			\$958,000
524	Moraine Valley	College Center Reroofing	\$155,000			\$155,000
524	Moraine Valley	Computer Center Ventilation	\$150,000			\$150,000
524	Moraine Valley	Energy Conservation Window	\$833,000			\$833,000
524	Moraine Valley	Expansion Joint Repair-Bldg L	\$134,000			\$134,000
524	Moraine Valley	Fire Alarm Replacement	\$391,700			\$391,700
524	Moraine Valley	Gymnasium Floor Replacement	\$246,648			\$239,273
524	Moraine Valley	High Technology Center	\$6,983,700	\$6,983,700		\$13,967,400
524	Moraine Valley	HVAC System Renovation	\$4,249,200			\$4,249,200

Illinois Community College Board

Table V-12

BUDGETED REVENUE FOR COMMUNITY COLLEGE CONSTRUCTION

DISTRICT	COLLEGE NAME	PROJECT NAME	Budgeted Revenue			FINAL PROJECT COST
			LOCAL	STATE	FEDERAL	
524	Moraine Valley	Install Security Camera System	\$357,000			\$345,191
524	Moraine Valley	Locker Room (Revised)&T-647	\$485,800			\$485,800
524	Moraine Valley	Remodel Faculty/Staff Offices		\$127,112		\$127,112
524	Moraine Valley	Replace Roofs	\$695,000			\$695,000
524	Moraine Valley	Resurface Outdoor Courts	\$71,100			\$57,904
524	Moraine Valley	Retention Pond Stabilization	\$167,512			\$163,038
524	Moraine Valley	Roof Replacement/A,B,Cent Plt	\$555,000			\$555,000
524	Moraine Valley	Skylight Replacement		\$113,100		\$113,100
524	Moraine Valley	South Entry Rehabilitation	\$52,100			\$52,100
524	Moraine Valley	Tennis Court Lighting Upgrade	\$102,080			\$84,505
524	Moraine Valley	Walk Replacement	\$207,900	\$113,100		\$321,000
		Subtotal	\$19,843,083	\$7,337,012	\$0	\$26,579,091
527	Morton	Bldg. B - Classroom Addition		\$272,000		\$272,000
527	Morton	Exterior Sign Restoration		\$68,000		\$68,000
527	Morton	Gym Floor Restoration	\$6,644	\$27,456		\$34,100
527	Morton	Land Acquisition	\$600,000			\$600,000
527	Morton	LRC - Circ. Desk Renovations		\$45,310		\$45,310
527	Morton	Main Entrance/Drive Rehab		\$59,516		\$59,516
527	Morton	Parking Lot Renovation		\$48,267		\$48,267
527	Morton	Seating Restoration		\$35,600		\$35,600
		Subtotal	\$606,644	\$556,149	\$0	\$1,162,793
535	Oakton	ADA Compliance	\$306,050			\$306,050
535	Oakton	ADA Restroom Renovations		\$184,904		\$259,892
535	Oakton	Asbestos Removal/Demolition	\$750,000			\$750,000
535	Oakton	Baseball Facility	\$600,000			\$600,000
535	Oakton	Career/Student Svcs Remodeling	\$125,000			\$125,000
535	Oakton	Construct R. Harstein Campus	\$18,006,000			\$18,006,000
535	Oakton	Des Plaines Campus Expansion	\$11,292,900			\$11,292,900
535	Oakton	Drainage Repairs	\$35,000			\$35,000
535	Oakton	Enhanced 9-1-1 System	\$66,175			\$66,175
535	Oakton	Fire Alarm System Upgrade	\$211,600			\$211,600
535	Oakton	Fire Protection System	\$29,924			\$29,924
535	Oakton	Health Services Upgrade	\$79,775			\$79,775
535	Oakton	Library/ISS/ALL Renovations	\$2,750,540			\$2,750,540
535	Oakton	Maintenance Bldg. Addition	\$47,750			\$47,750
535	Oakton	Parking Lot and Roadway Repair	\$44,062	\$208,438		\$252,500
535	Oakton	Pavement Renovations	\$44,000	\$171,500		\$215,500
535	Oakton	Phase 4 Roof Replacement	\$88,000	\$360,000		\$383,052
535	Oakton	Removal Underground Stor. Tnk	\$200,000			\$200,000
535	Oakton	Site Acquisition/Niles East	\$5,000,000			\$5,000,000
535	Oakton	Stairwell Security Cameras	\$39,227			\$39,227
535	Oakton	Telephone Caller ID System	\$49,900			\$49,900
		Subtotal	\$39,765,903	\$924,842	\$0	\$40,700,785
505	Parkland	Accessible Walks/Entry Rehab	\$111,000			\$111,000
505	Parkland	ADA Door Improvements(Int&Ext)	\$300,000			\$349,000

147



Illinois Community College Board

Table V-12

BUDGETED REVENUE FOR COMMUNITY COLLEGE CONSTRUCTION

DISTRICT	COLLEGE NAME	PROJECT NAME	Budgeted Revenue			FINAL PROJECT COST
			LOCAL	STATE	FEDERAL	
505	Parkland	ADA Elevator & Restroom Renov.	\$310,000			\$285,000
505	Parkland	ADA L-Wing Entrance Renovation	\$170,000			\$178,000
505	Parkland	Agricultural Technology-Equine Facility	\$970,859	\$350,000		\$1,398,300
505	Parkland	Child Care Center		\$1,496,300		\$1,496,300
505	Parkland	Classroom Addition-Child Care	\$405,000			\$405,000
505	Parkland	Classroom Lighting Ph III	\$400,000			\$189,000
505	Parkland	Classroom Lighting Retrofit II	\$100,000			\$156,049
505	Parkland	Condenser Replacement Phase IV	\$1,100,000			\$1,093,418
505	Parkland	Condenser Replacement Phase V	\$1,200,000			\$1,070,000
505	Parkland	Condenser Replacement-Phase II	\$965,000			\$965,000
505	Parkland	Door & Hardware Replacement Ph. II	\$150,000			\$169,000
505	Parkland	Drainage Improvements		\$99,047		\$99,047
505	Parkland	Drainage/Hazardous Entry II	\$200,000			\$200,000
505	Parkland	Educational Video Center	\$300,000			\$300,000
505	Parkland	Hazardous Lighting Replace.	\$555,000			\$555,000
505	Parkland	HVAC Replacement Phase III	\$905,000			\$905,000
505	Parkland	HVAC-Condenser Replacement	\$725,000			\$725,000
505	Parkland	Interior Lighting-Phase V	\$100,000			\$100,000
505	Parkland	Lighting Code Corrections	\$300,000			\$300,000
505	Parkland	Lighting Code Corrections	\$200,000			\$200,000
505	Parkland	Lighting Improvements		\$99,047		\$99,047
505	Parkland	Lighting Retrofit-Phase I	\$100,000			\$100,000
505	Parkland	Main Entrance Modifications-Bradley Street	\$520,000			\$671,500
505	Parkland	Natural Gas Line Replacement	\$240,000			\$240,000
505	Parkland	Parking & Paving Renovations		\$166,070		\$166,070
505	Parkland	Parking Lot Renovations		\$215,600		\$215,078
505	Parkland	Renovate Vet Tech Facility		\$97,941		\$97,941
505	Parkland	Repair Masonry Walls.Gd Rails		\$97,941		\$97,941
505	Parkland	Roof Replacement	\$400,000			\$400,000
505	Parkland	Safety Lighting Upgrade	\$555,000			\$555,000
		Subtotal	\$11,281,859	\$2,621,946	\$0	\$13,891,691
515	Prairie State	Accessible Parking Area	\$27,000			\$27,000
515	Prairie State	Accessible Restrooms	\$81,600			\$81,600
515	Prairie State	Admissions&Records Renovation	\$136,457	\$170,143		\$306,600
515	Prairie State	Atrium Safety Alterations	\$98,400			\$98,400
515	Prairie State	Construct Parking Lot	\$945,000			\$945,000
515	Prairie State	Drainage Corrections Bldg.	\$151,200			\$151,200
515	Prairie State	Emergency Electrical Gener.	\$425,100			\$425,100
515	Prairie State	Emergency Gas Line Repair	\$31,000			\$31,000
515	Prairie State	Exterior Security Lighting	\$222,335			\$222,335
515	Prairie State	HVAC Rehab Building	\$231,300			\$231,300
515	Prairie State	HVAC/Electrical Rehabilitation	\$138,000			\$138,000
515	Prairie State	Improve Entrance Accessibility	\$409,200			\$409,200
515	Prairie State	Land Acquisition (4.77 acres)	\$114,614			\$114,614
515	Prairie State	LRC Addition/Remodeling	\$1,466,600	\$6,397,400		\$7,864,000
515	Prairie State	LRC Code Corrections	\$112,700			\$112,700
515	Prairie State	Masonry Repairs Phase II	\$95,000			\$95,000

Illinois Community College Board

Table V-12

BUDGETED REVENUE FOR COMMUNITY COLLEGE CONSTRUCTION

DISTRICT	COLLEGE NAME	PROJECT NAME	Budgeted Revenue			FINAL PROJECT COST
			LOCAL	STATE	FEDERAL	
515	Prairie State	Mechanical Systems Replacement	\$4,121,110			\$4,121,110
515	Prairie State	Natural Gas Pipe Replacement	\$78,100			\$78,100
515	Prairie State	Renovate Fitness Center	\$208,000			\$208,000
515	Prairie State	Renovate Multi-purpose Room		\$191,737		\$191,737
515	Prairie State	Replace Roofs	\$882,000			\$882,000
		Subtotal	\$9,974,716	\$6,759,280	\$0	\$16,733,996
521	Rend Lake	Accessibility Alterations	\$91,138			\$91,138
521	Rend Lake	ADA Elevator Repairs	\$38,720			\$38,720
521	Rend Lake	ADA Renovations	\$90,660			\$90,660
521	Rend Lake	Aquatics/Rehab Center	\$600,000	\$1,800,000		\$2,609,702
521	Rend Lake	Bleacher Repairs	\$104,135			\$104,135
521	Rend Lake	Boiler Plant Improvements	\$196,650			\$235,238
521	Rend Lake	Boiler Room Controls	\$37,755			\$37,755
521	Rend Lake	Chilled Water Loop System	\$487,600			\$487,600
521	Rend Lake	Code Compliance-Theater	\$125,241			\$125,241
521	Rend Lake	Code Corrections IT Bldg.	\$207,870			\$207,870
521	Rend Lake	Computer Class Remodeling	\$33,600			\$33,600
521	Rend Lake	Cooling Tower Replacement	\$133,403			\$133,403
521	Rend Lake	Drainage Alteration & Repair	\$349,912			\$349,912
521	Rend Lake	Drainage Improvements-Parking	\$426,000			\$426,000
521	Rend Lake	Emergency Generator Equipment	\$76,684			\$76,684
521	Rend Lake	Emergency Generator Replace.	\$164,800			\$164,800
521	Rend Lake	Energy Conservation Measures	\$242,000			\$178,125
521	Rend Lake	Fire Alarm Repairs	\$65,450			\$65,450
521	Rend Lake	Fire Safety Alterations	\$87,613			\$87,613
521	Rend Lake	Generator Improvements Ph.II	\$288,400			\$212,858
521	Rend Lake	Generator Modifications Ph.I	\$250,000			\$196,752
521	Rend Lake	Hazardous Sidewalk Replacement	\$59,312			\$59,312
521	Rend Lake	Hazardous Sidewalk Replacement	\$33,880			\$32,010
521	Rend Lake	HVAC/Air Handling Upgrades	\$589,700			\$561,411
521	Rend Lake	Interior Lighting Upgrade	\$70,500			\$70,500
521	Rend Lake	Lighting Upgrade/Engy. Cons.	\$39,323			\$39,323
521	Rend Lake	LRC Elevator Renovation	\$31,765			\$31,765
521	Rend Lake	Maintenance Lot Drainage Imprv	\$76,953			\$76,953
521	Rend Lake	Natural Gas Line Replacement	\$76,910			\$76,910
521	Rend Lake	North Chiller Replacement	\$227,500			\$227,500
521	Rend Lake	Paint Booth Ventilation	\$36,862			\$36,862
521	Rend Lake	Plumbing System Renovations Phase I	\$450,000			\$450,000
521	Rend Lake	Plumbing System Repairs	\$438,745			\$438,745
521	Rend Lake	Remodeling for Intake Center	\$1,299,220			\$1,311,554
521	Rend Lake	Renovate Lecture Rooms	\$11,719	\$83,091		\$94,810
521	Rend Lake	Replace Interior Finishes		\$50,395		\$50,395
521	Rend Lake	RLC Children's Center	\$400,000			\$400,000
521	Rend Lake	Roadway Improvements		\$104,441		\$104,441
521	Rend Lake	Roof Repair	\$127,462			\$127,462
521	Rend Lake	Roof Replacement	\$125,000	\$375,000		\$500,000
521	Rend Lake	Roof Replacements/New Maint.	\$79,129			\$79,129

Illinois Community College Board

Table V-12

BUDGETED REVENUE FOR COMMUNITY COLLEGE CONSTRUCTION

DISTRICT	COLLEGE NAME	PROJECT NAME	Budgeted Revenue			FINAL PROJECT COST
			LOCAL	STATE	FEDERAL	
521	Rend Lake	Science Bldg Roof Repair	\$20,633	\$51,521		\$72,154
521	Rend Lake	Sewer Connection	\$96,690			\$96,690
521	Rend Lake	Sidewalk and Masonry Improve.	\$86,600			\$87,458
521	Rend Lake	Sidewalk Lighting Improvements	\$359,523			\$356,575
521	Rend Lake	Soil Remediation	\$58,157			\$20,797
521	Rend Lake	Stage Curtain Replacement	\$34,485			\$16,420
521	Rend Lake	Structural Repairs	\$95,165			\$95,165
521	Rend Lake	Student Ctr Roof Replacement	\$52,100			\$52,100
521	Rend Lake	Underground Storage Tank Alt.	\$26,445			\$26,445
521	Rend Lake	Ventilation Alterations	\$163,429			\$163,429
521	Rend Lake	Vocational Roof Repair	\$77,000			\$77,000
521	Rend Lake	Water System Upgrade-Stu Ctr.	\$34,450			\$34,450
		Subtotal	\$9,376,288	\$2,464,448	\$0	\$11,821,020
537	Richland	ADA Compliance	\$30,324			\$25,260
537	Richland	Art Gallery Renovations		\$140,000		\$140,000
537	Richland	Child Care Code Corrections	\$90,000			\$90,000
537	Richland	Construct Greenhouse	\$100,000			\$100,000
537	Richland	Energy System Mgmt.Replacement	\$235,800			\$235,800
537	Richland	Exterior Canopies Air Infil.		\$171,100		\$171,100
537	Richland	Exterior Door Replacements	\$102,240			\$102,240
537	Richland	Fire Alarm System Upgrade	\$196,200			\$196,200
537	Richland	Fire Sprinkler Repairs/Gas Valve Shut-Offs	\$90,000			\$90,000
537	Richland	Greenhouse Window Replacements	\$45,360			\$45,360
537	Richland	Hazardous Floor Replacement	\$88,800			\$88,800
537	Richland	HVAC Modification		\$4,405		\$4,405
537	Richland	HVAC/Exhaust System Modifications	\$469,200			\$469,200
537	Richland	Maintenance/Storage Building	\$215,139	\$645,417		\$860,556
537	Richland	Modify Facilities	\$30,367			\$30,367
537	Richland	Parking Lot Completion	\$107,000			\$107,000
537	Richland	Renovate Mechanical Room		\$15,500		\$15,500
537	Richland	Renovate Southeast Center		\$11,000		\$11,000
537	Richland	Security System Upgrade	\$102,000			\$102,000
537	Richland	Shilling Center	\$1,403,825	\$4,211,475		\$5,615,300
537	Richland	Tuckpointing and Roofing Repairs	\$130,800			\$130,800
537	Richland	UST Replacement/Generator Repairs	\$54,600			\$54,600
		Subtotal	\$3,491,655	\$5,198,897	\$0	\$8,685,488
511	Rock Valley	Accessibility	\$94,400			\$94,400
511	Rock Valley	Accessibility	\$105,728			\$105,728
511	Rock Valley	Accessibility Renovations-Samuelson Rd. Ctr.	\$94,400			\$111,900
511	Rock Valley	Accessible Restroom Modif.	\$31,506			\$31,506
511	Rock Valley	ADA Modifications	\$64,900			\$64,900
511	Rock Valley	ADA Renovations-Restrooms	\$118,000			\$118,000
511	Rock Valley	ADA Transition Plan Compliance	\$179,360			\$91,017
511	Rock Valley	ADA Walkway Compliance	\$177,800			\$177,800
511	Rock Valley	Asbestos Abatement	\$85,665			\$85,665
511	Rock Valley	Asbestos Abatement Access Door	\$194,920			\$194,920

150

Illinois Community College Board

Table V-12

BUDGETED REVENUE FOR COMMUNITY COLLEGE CONSTRUCTION

DISTRICT	COLLEGE NAME	PROJECT NAME	Budgeted Revenue			FINAL PROJECT COST
			LOCAL	STATE	FEDERAL	
511	Rock Valley	Asbestos Abatement-CR Blding 1	\$306,800			\$233,907
511	Rock Valley	Asbestos Removal	\$51,254			\$51,254
511	Rock Valley	Aviation Center Life Safety Improvements	\$110,900			\$104,288
511	Rock Valley	Bleacher Repairs/Replacement	\$224,200			\$286,570
511	Rock Valley	Boiler Replacement - Main Campus	\$1,356,700			\$1,356,700
511	Rock Valley	Boiler/Chiller Replacements at CDA	\$1,162,300			\$1,172,340
511	Rock Valley	Career Development Academy Structural Upgrade	\$325,600			\$269,793
511	Rock Valley	Educational Resources Center ADA Elevator	\$147,500			\$175,598
511	Rock Valley	Emergency Phone System	\$56,640			\$56,640
511	Rock Valley	Energy Conservation Projects	\$295,000			\$298,102
511	Rock Valley	Exterior Door Replacements	\$84,960			\$84,960
511	Rock Valley	Exterior Lighting Renovations	\$47,200			\$47,200
511	Rock Valley	Exterior Masonry Project	\$224,200			\$217,400
511	Rock Valley	Exterior Roofing/Sealants	\$467,200			\$467,200
511	Rock Valley	Fire Alarm Installation	\$53,100			\$53,100
511	Rock Valley	Fire Alarm Renovation	\$29,500			\$29,500
511	Rock Valley	Fire Alarm Update	\$265,500			\$265,500
511	Rock Valley	Handicapped Accessibility	\$270,220	\$94,400		\$364,620
511	Rock Valley	Hangar Door Replacement	\$106,200			\$106,200
511	Rock Valley	Hazardous Bleacher Repair	\$531,000			\$531,000
511	Rock Valley	Hazardous Lighting System	\$44,840			\$44,840
511	Rock Valley	Indoor Air Quality Renovations	\$64,900			\$64,900
511	Rock Valley	Install Accessible Hardward	\$169,920			\$169,920
511	Rock Valley	Install Emgy. Warning System	\$25,020			\$25,020
511	Rock Valley	Interior Guardrail Renovations	\$118,000			\$118,000
511	Rock Valley	Land and Buildings Acquisition at 6520 Spring				\$0
511	Rock Valley	Lighting Efficiency Renovation	\$213,010			\$213,010
511	Rock Valley	Lighting Fixture Retrofits	\$182,900			\$182,900
511	Rock Valley	Moisture Protection	\$83,780			\$83,780
511	Rock Valley	Moisture Protection/Windows	\$389,400			\$389,400
511	Rock Valley	Moisture Protection-Doors	\$138,060			\$138,060
511	Rock Valley	Parking Lot #3 Renovation				\$328,300
511	Rock Valley	Purchase Career Development Academy	\$200,000			\$200,000
511	Rock Valley	Remodel Bldgs. B & F	\$249,220			\$249,220
511	Rock Valley	Remodeling Technology Center	\$133,500			\$133,500
511	Rock Valley	Remov Deteriorated Asbestos	\$92,790			\$92,790
511	Rock Valley	Remove Underground Tank	\$106,200			\$106,200
511	Rock Valley	Renovate Elec. Distr. System	\$148,680			\$148,680
511	Rock Valley	Renovate Entrance Roadway		\$100,197		\$100,197
511	Rock Valley	Renovation/Expan. Parking Lot	\$8,343	\$371,828		\$380,171
511	Rock Valley	Repair and Replace Walks	\$112,100			\$112,100
511	Rock Valley	Repair ERC Entrance Stairs	\$47,200			\$49,896
511	Rock Valley	Repair Structural Leaks	\$53,100			\$53,100
511	Rock Valley	Replace Hangar Door	\$35,400			\$35,400
511	Rock Valley	Replace Roof	\$165,200			\$165,200
511	Rock Valley	Retrofit Windows	\$810,660			\$810,660
511	Rock Valley	Roof Modifications	\$64,900			\$64,900
511	Rock Valley	Roof Replacement	\$237,350			\$237,350

Illinois Community College Board

Table V-12

BUDGETED REVENUE FOR COMMUNITY COLLEGE CONSTRUCTION

DISTRICT	COLLEGE NAME	PROJECT NAME	Budgeted Revenue			FINAL PROJECT COST
			LOCAL	STATE	FEDERAL	
511	Rock Valley	Roof Replacement - 4 Buildings	\$328,040			\$328,040
511	Rock Valley	Roof Replacements (3 buildings)	\$324,500			\$281,550
511	Rock Valley	Roof Replacement-Shingle Doors	\$466,100			\$466,100
511	Rock Valley	Safety Lighting, Lots 7 & 8	\$135,700			\$135,700
511	Rock Valley	Science Lab Code Alterations	\$743,400			\$743,400
511	Rock Valley	Science Lab/Storage Renovation	\$826,000			\$829,189
511	Rock Valley	Stone Bridge Repairs	\$53,100			\$53,100
511	Rock Valley	Structural Repair-Wood Bridge	\$81,420			\$81,420
511	Rock Valley	Theater Storage Facility	\$57,947			\$57,947
511	Rock Valley	Underground Piping Replacement	\$1,098,400			\$1,098,400
511	Rock Valley	Underground Piping System Ph I	\$944,000			\$951,893
511	Rock Valley	Underground Piping System PhII	\$850,000			\$857,107
511	Rock Valley	Underground Tank Replacement	\$76,000			\$76,000
511	Rock Valley	Upgrade EMS/Chilled Water	\$295,000			\$295,000
511	Rock Valley	Walkway Lighting	\$33,795			\$33,795
		Subtotal	\$17,470,528	\$894,725	\$0	\$18,233,843
518	Sandburg	ADA Accessibility Improvements	\$181,720			\$181,720
518	Sandburg	ADA Compliance Modifications	\$163,595			\$163,595
518	Sandburg	ADA Compliance Work	\$567,705			\$567,705
518	Sandburg	ADA Library Renovations	\$483,090			\$480,096
518	Sandburg	Branch Campus-Carthage,IL	\$1,208,600			\$1,208,600
518	Sandburg	Building B Roof Replacements	\$170,449			\$107,682
518	Sandburg	Building C Roof Replacements	\$198,380			\$103,976
518	Sandburg	Building D Roof Replacements	\$70,316			\$70,316
518	Sandburg	Building E Roof Replacements	\$253,977			\$253,977
518	Sandburg	Building F Roof Replacements	\$225,349			\$225,349
518	Sandburg	Butler Bldg Energy Conserva.	\$39,568			\$33,548
518	Sandburg	Butler Building Child Care Drop-Off	\$199,675			\$169,325
518	Sandburg	Campus Parking Lot/Perimeter Build Lighting	\$30,360			\$21,245
518	Sandburg	Carthage Land Purchase	\$42,000			\$40,000
518	Sandburg	Carthage Technology Center	\$768,000			\$747,669
518	Sandburg	Center for Manufacturing Exc.	\$2,020,000			\$1,658,123
518	Sandburg	Corridor Renovations		\$251,523		\$211,600
518	Sandburg	Energy Conservation	\$274,825			\$274,825
518	Sandburg	Energy Conservation Improve.	\$108,170			\$108,170
518	Sandburg	Energy Conservation Measures	\$166,540			\$166,540
518	Sandburg	Energy Conservation/HVAC Repairs	\$388,491			\$388,491
518	Sandburg	Fire Alarm System Renovations	\$41,668			\$35,397
518	Sandburg	Gym Floor Replacement		\$27,600		\$27,600
518	Sandburg	HVAC Repairs	\$217,618			\$217,618
518	Sandburg	HVAC Unit Replacements- Carthage	\$71,062			\$49,737
518	Sandburg	Parking Lot Code Corrections	\$37,840			\$26,467
518	Sandburg	Parking Lot Paving	\$243,061			\$243,061
518	Sandburg	Parking Lot Restoration		\$35,150		\$35,150
518	Sandburg	Replace Carpet-LRC & Butlers	\$132,369			\$112,303
518	Sandburg	Replace Hazardous Walks	\$37,580			\$37,580
518	Sandburg	Replace Roofs & Flashing	\$154,600			\$154,600

Illinois Community College Board

Table V-12

BUDGETED REVENUE FOR COMMUNITY COLLEGE CONSTRUCTION

DISTRICT	COLLEGE NAME	PROJECT NAME	Budgeted Revenue			FINAL PROJECT COST
			LOCAL	STATE	FEDERAL	
518	Sandburg	Roadway/Parking-Inc. '90 S		\$112,712		\$112,712
518	Sandburg	Security Lighting	\$101,494			\$101,494
518	Sandburg	Security Lighting Rehab	\$67,804			\$67,804
518	Sandburg	Underground Storage Tank	\$68,677			\$68,677
518	Sandburg	Water Circulation/Heating Sys.	\$56,360			\$56,360
		Subtotal	\$8,790,943	\$426,985	\$0	\$8,529,112
506	Sauk Valley	Asbestos Abatement	\$56,000			\$56,000
506	Sauk Valley	Asbestos Abatement	\$200,000			\$200,000
506	Sauk Valley	Asbestos Study & Mgmt. Plan	\$28,000			\$28,000
506	Sauk Valley	Asbstos Abatement-Conference Room & Misc.	\$74,800			\$58,995
506	Sauk Valley	Bleacher Replacement/Repairs	\$152,686			\$152,686
506	Sauk Valley	Boiler Repairs	\$72,700			\$72,700
506	Sauk Valley	Boiler Repairs	\$36,600			\$36,600
506	Sauk Valley	Building Perimeter Cracks	\$226,584			\$220,154
506	Sauk Valley	Construct Restroom Facility	\$54,898			\$54,898
506	Sauk Valley	Cooling Tower Repairs	\$140,000			\$140,000
506	Sauk Valley	Elevator Access. Modification	\$108,974			\$108,974
506	Sauk Valley	Energy Conservation Measures	\$980,460			\$980,460
506	Sauk Valley	Exterior Concrete Surface Repair-Phase II	\$193,111			\$187,630
506	Sauk Valley	Exterior Lighting Safety Rep.	\$417,064			\$417,064
506	Sauk Valley	Fire Safety Valves	\$41,030			\$41,030
506	Sauk Valley	Fitness Center	\$67,000			\$67,000
506	Sauk Valley	Kitchen Ventilation Modif.	\$79,685			\$79,685
506	Sauk Valley	Lighting Repairs	\$37,012			\$37,012
506	Sauk Valley	Mall Area Lighting Upgrade	\$375,202			\$375,202
506	Sauk Valley	Masonry/Retaining Wall Repairs	\$113,634			\$121,105
506	Sauk Valley	Park. Area & Roadway Sealing	\$36,176	\$165,278		\$201,454
506	Sauk Valley	Parking Lot Repairs	\$19,639	\$83,572		\$103,211
506	Sauk Valley	Replace Fire Alarm System	\$375,417			\$375,417
506	Sauk Valley	Replace Fire Exit Signage	\$31,185			\$31,185
506	Sauk Valley	Reroofing Phase III	\$332,000			\$332,000
506	Sauk Valley	Resurfacing Tennis Courts	\$240,046			\$218,386
506	Sauk Valley	Retaining Wall Renovations	\$51,128			\$48,770
506	Sauk Valley	Road Resurfacing		\$140,909		\$140,909
506	Sauk Valley	Roof Replacement	\$40,889			\$41,421
506	Sauk Valley	Roofing Repairs	\$133,300			\$133,300
506	Sauk Valley	Steam Coil Replacement	\$222,750			\$160,650
506	Sauk Valley	Underground Storage Tank Remov	\$244,177			\$238,374
506	Sauk Valley	Walkway Lighting Repairs	\$26,861			\$26,861
506	Sauk Valley	Waste Water Treatment	\$156,000			\$156,000
506	Sauk Valley	Well House Roof Membrane	\$40,960			\$37,815
		Subtotal	\$5,405,968	\$389,759	\$0	\$5,680,948
531	Shawnee	Campus Drive Improvements	\$2,509	\$21,280		\$23,789
531	Shawnee	Campus Parking/Drive Improve.	\$2,509	\$21,280		\$23,789
531	Shawnee	Resurf. Park Lot - Phase II		\$17,543		\$17,543
531	Shawnee	Resurf. Park. Lot-90&91 R&R		\$42,691		\$42,691



Illinois Community College Board

Table V-12

BUDGETED REVENUE FOR COMMUNITY COLLEGE CONSTRUCTION

DISTRICT	COLLEGE NAME	PROJECT NAME	Budgeted Revenue			FINAL PROJECT COST
			LOCAL	STATE	FEDERAL	
531	Shawnee	Roadway Resurfacing	\$5,330	\$16,300		\$21,630
531	Shawnee	Roof Replacement Bldings H & I	\$612,800			\$439,690
531	Shawnee	Soffit Repair Building H	\$363,200			\$39,000
		Subtotal	\$986,348	\$119,094	\$0	\$608,132
510	South Suburban	A/C Alterations	\$120,000			\$120,000
510	South Suburban	Access. Improvements/Western	\$58,400			\$58,400
510	South Suburban	Accessible Restrooms	\$186,000			\$186,000
510	South Suburban	Acoustical Improvements		\$35,853		\$35,853
510	South Suburban	Acoustical Treatment-FY95		\$102,820		\$102,820
510	South Suburban	Acoustical Treatment-Phase II		\$78,100		\$78,100
510	South Suburban	ADA Restroom and Door Improvements		\$153,551		\$153,551
510	South Suburban	Add'l Acoustical Treatment		\$102,820		\$102,820
510	South Suburban	Art Lab/Studio Upgrades	\$252,000			\$252,000
510	South Suburban	Boiler Replacement	\$274,800			\$274,800
510	South Suburban	Carpet Replacement		\$30,666		\$30,666
510	South Suburban	Carpet Replacement		\$64,084		\$64,084
510	South Suburban	Carpet Replacement Phase I	\$108,000			\$108,000
510	South Suburban	Carpet Replacement Phase II	\$175,000			\$175,000
510	South Suburban	Ceiling Repair		\$25,830		\$25,830
510	South Suburban	Chem Lab Safety Alterations	\$200,000			\$200,000
510	South Suburban	Class Acoustical Treatment		\$43,481		\$43,481
510	South Suburban	Classroom Lighting Improvement	\$504,000			\$504,000
510	South Suburban	Classroom Lighting Phase II	\$350,000			\$350,000
510	South Suburban	Classroom Lighting Sensors	\$51,129			\$51,129
510	South Suburban	Construct Maint/Storage Bldg	\$265,493		\$32,721	\$83,850
510	South Suburban	Construct New Roadway	\$128,048			\$128,048
510	South Suburban	Cooling Tower Repairs	\$34,800			\$34,800
510	South Suburban	Drainage Improvements-PH II	\$112,571			\$112,571
510	South Suburban	Drainage Improvements-Phase III	\$174,000			\$174,000
510	South Suburban	East/West Roadway Repaving		\$93,100		\$93,100
510	South Suburban	Electrical Panel Replacement	\$26,000			\$26,000
510	South Suburban	Fire Prot. System Renovation	\$25,200			\$25,200
510	South Suburban	Flooring & Restroom Renovation		\$236,400		\$236,400
510	South Suburban	Gym Floor Repair		\$50,922		\$50,922
510	South Suburban	HVAC Modifications	\$594,288			\$594,288
510	South Suburban	HVAC Renovation/Fieldhouse	\$28,980			\$28,980
510	South Suburban	HVAC Renovation/Phase I	\$397,200			\$397,200
510	South Suburban	HVAC Renovation-Phase 4	\$750,000			\$750,000
510	South Suburban	Install Accessible Hardware	\$138,000			\$138,000
510	South Suburban	Install Accessible Restrooms	\$120,000			\$120,000
510	South Suburban	Install Entry Vestibule	\$58,860			\$58,860
510	South Suburban	Paint Interior Fieldhouse		\$30,500		\$30,500
510	South Suburban	Porch Improvements & Flooring		\$128,900		\$128,900
510	South Suburban	Renovate Field House Ceiling	\$30,960			\$30,960
510	South Suburban	Renovate Field House Walk	\$574	\$32,324		\$32,898
510	South Suburban	Repair Fan Room Walls	\$60,000			\$60,000
510	South Suburban	Repair HVAC System	\$368,000			\$368,000

154

BEST COPY AVAILABLE

Illinois Community College Board

Table V-12

BUDGETED REVENUE FOR COMMUNITY COLLEGE CONSTRUCTION

DISTRICT	COLLEGE NAME	PROJECT NAME	Budgeted Revenue			FINAL PROJECT COST
			LOCAL	STATE	FEDERAL	
510	South Suburban	Repair of HVAC/Phase III	\$749,200			\$749,200
510	South Suburban	Replace Exterior Doors	\$67,200			\$67,200
510	South Suburban	Replace Hazardous Walks	\$46,850			\$46,850
510	South Suburban	Replace Rooftop Units	\$159,600			\$159,600
510	South Suburban	Roof Renovation-Phase I	\$60,000			\$60,000
510	South Suburban	Roof Replacement	\$197,100			\$197,100
510	South Suburban	Roof Replacement/Elevator Monitor	\$63,000			\$63,000
510	South Suburban	Roofing Projects/College Ctr.	\$192,000			\$192,000
510	South Suburban	Science Lab Code Corrections	\$100,000			\$100,000
510	South Suburban	Science Lab Safety Reconstruc.	\$100,000			\$100,000
510	South Suburban	Science Lab Update	\$300,000			\$300,000
510	South Suburban	Security Lighting	\$60,000			\$60,000
510	South Suburban	Security System Enhancements	\$48,000			\$48,000
510	South Suburban	Security System Upgrade	\$87,393			\$87,393
510	South Suburban	Storm Water Drainage Replace.	\$348,000			\$348,000
510	South Suburban	Structural Concrete Repairs	\$47,210			\$47,210
510	South Suburban	Upgrade/Extend HVAC	\$445,500			\$445,500
510	South Suburban	Water Main Replacement	\$420,000			\$420,000
510	South Suburban	West Entrance Rehabilitation		\$96,700		\$96,700
510	South Suburban	Western Enrollment Center		\$1,504,000		\$1,504,000
		Subtotal	\$9,083,356	\$2,810,051	\$32,721	\$11,926,128
533	Southeastern	ADA Renovations	\$741,000			\$587,460
533	Southeastern	Humanities/Admin Bldg.	\$1,583,000	\$7,257,500		\$8,840,500
533	Southeastern	Replace Roof Technol Bldg.	\$67,889	\$107,111		\$175,000
533	Southeastern	Roofing Project Bldgs A,B,C	\$559,000			\$559,000
		Subtotal	\$2,950,889	\$7,364,611	\$0	\$10,161,960
522	Southwestern	8.6 Acre Land Acquisition	\$68,800			\$68,800
522	Southwestern	Accessibility Modifications	\$102,200			\$102,200
522	Southwestern	Accessibility Renovations	\$789,000			\$789,000
522	Southwestern	ADA Access-Granite City	\$67,200			\$67,200
522	Southwestern	ADA Accessibility	\$117,600			\$117,600
522	Southwestern	ADA Accessibility-PSOP Center	\$49,780			\$49,780
522	Southwestern	Asbestos Abatement-Granite City	\$184,250			\$30,311
522	Southwestern	Auto.Collision Repair Tech.Training Facility	\$290,000	\$870,000		\$1,160,000
522	Southwestern	Aviation Maint. Train. Fac.	\$265,750			\$265,750
522	Southwestern	Cafeteria Expansion	\$181,000			\$181,000
522	Southwestern	Campus Storage Renovation	\$164,869	\$93,866		\$258,735
522	Southwestern	Classroom Expansion-Planning	\$582,300	\$1,746,900		\$2,329,200
522	Southwestern	Classroom Fire Protection-GCC	\$138,000			\$140,853
522	Southwestern	Electr.Service Switch-Bellev	\$254,000			\$254,000
522	Southwestern	Electrical Code Compliance	\$34,150			\$34,150
522	Southwestern	Electrical Renovations	\$286,440			\$286,440
522	Southwestern	Energy Cons/Elec. Retrofit	\$36,960			\$36,960
522	Southwestern	Energy Conservation	\$25,200			\$25,200
522	Southwestern	Energy Conservation	\$95,750			\$95,750
522	Southwestern	Energy Conservation Measures	\$668,600			\$668,600

155

Illinois Community College Board

Table V-12

BUDGETED REVENUE FOR COMMUNITY COLLEGE CONSTRUCTION

DISTRICT	COLLEGE NAME	PROJECT NAME	Budgeted Revenue			FINAL PROJECT COST
			LOCAL	STATE	FEDERAL	
522	Southwestern	Energy Conservation PSOP				
522	Southwestern	Energy Conservation-Belleville	\$25,750			\$25,750
522	Southwestern	Energy Conservation-Belleville	\$89,600			\$80,183
522	Southwestern	Energy Conservation-Granite	\$61,150			\$61,150
522	Southwestern	Energy Conservation-PSOP	\$330,950			\$330,950
522	Southwestern	Exterior Lighting Code Corr.	\$31,500			\$31,500
522	Southwestern	Fire Protection Renov.	\$80,000			\$80,000
522	Southwestern	Fire Protection Renovation	\$47,600			\$47,600
522	Southwestern	Fire Protection Renovation	\$85,400			\$85,400
522	Southwestern	Fire Protection Renovations	\$82,040			\$82,040
522	Southwestern	Fire Protection Renovations	\$56,000			\$56,000
522	Southwestern	Flooring, Ceiling/Lighting Replacements-G.C.	\$500,000			\$500,000
522	Southwestern	Granite City-light replacemnts	\$128,000			\$126,855
522	Southwestern	Hazardous Materials Storage	\$130,000			\$130,000
522	Southwestern	HVAC Retrofit-Phase II	\$353,360			\$353,360
522	Southwestern	Land Acquisition - Belleville	\$213,442			\$213,442
522	Southwestern	Main Campus Expans. & Red Bud	\$3,599,000	\$10,797,100		\$14,396,100
522	Southwestern	Mech.Renovations-Belleville	\$369,600			\$369,600
522	Southwestern	Mechanical Renovations	\$100,800			\$123,253
522	Southwestern	Mechanical Renovations-Belle.	\$28,750			\$9,649
522	Southwestern	Mechanical Renovations-Red Bud	\$78,000			\$45,202
522	Southwestern	Mechanical System Renov.	\$429,650			\$429,650
522	Southwestern	Mechanicals-Granite City	\$253,000			\$253,000
522	Southwestern	Mechn. System Renovation	\$589,120			\$589,120
522	Southwestern	Mechanical Renovations-Grante	\$145,600			\$145,600
522	Southwestern	Modular Classroom Units	\$584,170			\$584,170
522	Southwestern	Moisture Protection-Roof Repl	\$30,000			\$30,000
522	Southwestern	Moisture Protection-Window Rep	\$28,000			\$28,000
522	Southwestern	Pipe Arch Culvert Replacement	\$66,000			\$43,869
522	Southwestern	Plumbing Renov-Granite City	\$100,800			\$90,108
522	Southwestern	Remodel Vo-Tech Center	\$752,100	\$2,256,400		\$3,008,500
522	Southwestern	Roof Repairs-Red Bud	\$41,900			\$41,900
522	Southwestern	Roof Replacement-ITC- @ GC	\$189,600			\$189,600
522	Southwestern	Roofing & Moisture Problems	\$47,040			\$47,040
522	Southwestern	Roofing System Repairs	\$283,440			\$283,440
522	Southwestern	Structural Integrity-BAC/RB	\$215,500			\$185,648
522	Southwestern	Student Services Renovation	\$242,179	\$94,926		\$337,105
522	Southwestern	Walkway Enclosure	\$165,400			\$165,400
522	Southwestern	Water Piping-Code Corrections	\$153,400			\$153,400
522	Southwestern	Waterproofing-RB & Granite Cry	\$65,100			\$65,100
		Subtotal	\$15,174,790	\$15,859,192	\$0	\$30,780,212
534	Spoon River	ADA Repairs	\$29,500			\$29,500
534	Spoon River	ADA Work	\$78,250			\$78,250
534	Spoon River	Drainage & Paving Repairs	\$43,981	\$99,019		\$143,000
534	Spoon River	Install Fire Protection System	\$120,322			\$120,322
534	Spoon River	Miscellaneous Safety Project	\$82,539			\$82,539
534	Spoon River	Moisture Pro/Windows/Stairs	\$225,000			\$225,000
534	Spoon River	Paint Booth Renovation	\$1,000	\$55,500		\$56,500

Illinois Community College Board

Table V-12

BUDGETED REVENUE FOR COMMUNITY COLLEGE CONSTRUCTION

DISTRICT	COLLEGE NAME	PROJECT NAME	Budgeted Revenue			FINAL PROJECT COST
			LOCAL	STATE	FEDERAL	
534	Spoon River	Pavement Renovation	\$12,000	\$60,000		\$72,000
534	Spoon River	PHS Improvements	\$179,750			\$179,750
534	Spoon River	Replace Exhaust System		\$79,192		\$79,192
534	Spoon River	Replace Roofs/Canton Campus		\$703,600		\$703,600
534	Spoon River	Roof Replacement Centers	\$234,146			\$234,146
534	Spoon River	Stair Replacement/Enclosure	\$233,400			\$233,400
534	Spoon River	Structural Repairs- Elevated Walkways		\$44,290		\$44,290
534	Spoon River	Underground Storage Tank Rem.	\$65,000			\$65,000
534	Spoon River	Vo Tech Lighting		\$41,455		\$41,455
		Subtotal	\$1,304,888	\$1,083,056	\$0	\$2,387,944
541	State Comm. College	Carpet Replacement		\$29,905		\$29,905
541	State Comm. College	Remodel Child Care Center		\$85,000		\$85,000
541	State Comm. College	Remodel Library		\$91,400		\$91,400
		Subtotal	\$0	\$206,305	\$0	\$206,305
504	Triton	911 Emergency Locator	\$25,000			\$26,063
504	Triton	Accessibility Improvements	\$88,600			\$88,600
504	Triton	Asbestos Abatement	\$88,100			\$88,100
504	Triton	Asphalt Sidewalk Replacement	\$49,000			\$49,000
504	Triton	Burton Theatre Renovations	\$130,800			\$217,743
504	Triton	Campus Drainage	\$495,708			\$495,708
504	Triton	Campus Drainage-Phase III	\$464,100			\$464,100
504	Triton	Campus Handrail Replacement	\$226,663			\$199,320
504	Triton	Ceramic Lab Ventilation	\$93,200			\$92,960
504	Triton	Chiller Replacement	\$277,000			\$277,000
504	Triton	Chiller Replacement		\$75,000		\$75,000
504	Triton	Code Compliance/Hispanic Ctr.	\$120,761			\$120,761
504	Triton	Code Corrections Pool	\$107,800			\$107,800
504	Triton	College Center Rehab/PhaseIII		\$130,000		\$130,000
504	Triton	College Center Renovations		\$171,781		\$171,781
504	Triton	Construction Defects		\$6,800,000		\$6,800,000
504	Triton	Construction Defects	\$18,389	\$1,773,206		\$1,791,595
504	Triton	Dental Lab Renovations	\$105,270			\$105,085
504	Triton	Drainage Repairs	\$56,300			\$56,300
504	Triton	East Campus Parking Lot Rehab		\$221,540		\$175,343
504	Triton	East Campus Roadway Repairs		\$88,275		\$88,275
504	Triton	Electrical Renov.-J.T.B.H	\$330,870			\$330,870
504	Triton	Elevator ADA Compliance	\$175,000			\$175,000
504	Triton	Emergency Lighting Replacement	\$100,000			\$83,333
504	Triton	Exterior Painting-Three Bldgs		\$35,000		\$35,000
504	Triton	Handrail Replacement-LRC Bldg.	\$48,600			\$48,600
504	Triton	Hazardous Material Storage	\$65,000			\$65,000
504	Triton	Hazardous Walk Replacement	\$69,700			\$69,700
504	Triton	Industrial Careers Roof Rehabilitation	\$151,800			\$106,230
504	Triton	Install Auto Door Operators	\$78,360			\$78,360
504	Triton	Land/Building at 1708 Main St.in Melrose Park	\$482,000			\$482,000
504	Triton	Line Bridges Asbestos Abatement	\$99,630			\$168,800

Illinois Community College Board

Table V-12

BUDGETED REVENUE FOR COMMUNITY COLLEGE CONSTRUCTION

DISTRICT	COLLEGE NAME	PROJECT NAME	Budgeted Revenue			FINAL PROJECT COST
			LOCAL	STATE	FEDERAL	
504	Triton	LRC Addition	\$400,000	\$1,200,000		\$1,600,000
504	Triton	LRC Roof Repairs	\$244,000			\$244,000
504	Triton	Natorium Dehumidification	\$50,000			\$40,472
504	Triton	Parking Lot Rehab		\$95,500		\$95,500
504	Triton	Parking Lot Resurfacing		\$161,690		\$161,690
504	Triton	Plumbing Replace-Bldgs T C & J	\$330,600			\$330,600
504	Triton	Repair Fire Alarm System	\$372,511			\$372,511
504	Triton	Repairs/Health Building	\$43,197			\$43,197
504	Triton	Replace Tech. Bldg Chiller	\$185,000			\$185,000
504	Triton	Replacement of Chillers	\$273,000			\$273,000
504	Triton	Resurface Parking Lot		\$126,800		\$126,800
504	Triton	Roadway Resurfacing		\$161,690		\$161,690
504	Triton	Roof Replace-Bookstore & J Bld	\$169,000			\$169,000
504	Triton	Roof Replacement/Conn. Links	\$95,840			\$95,840
504	Triton	Roof Replacement/Stadium &	\$87,500			\$87,500
504	Triton	Roof Replacement-AT&P Bldgs.	\$390,600			\$390,600
504	Triton	Roof Replacement-Cerman Ctr.	\$107,520			\$107,520
504	Triton	Roof Replacement-Collins Ctr.	\$604,800			\$443,337
504	Triton	Roof Replacement-R.Collins Ctr	\$600,000			\$600,000
504	Triton	Science Lab Renovations	\$350,477			\$281,173
504	Triton	Security Lighting Replacement	\$43,800			\$43,800
504	Triton	Security Site Lighting	\$243,800			\$243,800
504	Triton	Shower Room Accessibility	\$73,500			\$73,500
504	Triton	Stadium Repairs	\$46,200			\$46,200
504	Triton	Storm Sewer Manhole Replacements-West Lot	\$45,000			\$36,010
504	Triton	Technology Building Roof Repl	\$215,000			\$215,000
504	Triton	Tuckpointing	\$102,600			\$127,618
504	Triton	Underground Stor. Tank Survey	\$25,500			\$25,500
504	Triton	Underground Storage Tank Remov	\$61,607			\$61,607
504	Triton	Unit Heater Replacement	\$47,500			\$47,500
504	Triton	Utility Tunnel Repair	\$25,700			\$25,700
504	Triton	Ventilation Corrections	\$359,800			\$359,800
504	Triton	Ventilation System 3 Bldgs.	\$804,012			\$804,012
504	Triton	Walkway Replacement	\$227,800			\$227,800
504	Triton	Walkway/Safety Lighting	\$625,800			\$625,800
504	Triton	Water Tower Repairs	\$140,100			\$140,100
504	Triton	Welding & Auto Shop HVAC/Elec	\$205,950			\$206,127
504	Triton	West Campus Cable Replacement	\$354,500			\$354,500
		Subtotal	\$11,899,865	\$11,040,482	\$0	\$22,737,231
516	Waubonsee	ADA Accessible Blding Entrance	\$50,000			\$37,659
516	Waubonsee	Asbestos Removal	\$50,000			\$50,000
516	Waubonsee	Asbestos Removal Phase II	\$300,000			\$300,000
516	Waubonsee	Campus Entry Roadway	\$150,000			\$150,000
516	Waubonsee	Chiller Conversion Phase I	\$350,000			\$1,108,575
516	Waubonsee	Construct Classroom Bldg.				\$0
516	Waubonsee	Construction/Lease Facilities	\$6,200,000			\$6,200,000
516	Waubonsee	Domestic Water System Improvements	\$110,000			\$110,000



Illinois Community College Board

Table V-12

BUDGETED REVENUE FOR COMMUNITY COLLEGE CONSTRUCTION

DISTRICT	COLLEGE NAME	PROJECT NAME	Budgeted Revenue			FINAL PROJECT COST
			LOCAL	STATE	FEDERAL	
516	Waubonsee	Emerg. Lighting Upgrade-Clns. Aklw. Weig Halls	\$118,800			\$24,740
516	Waubonsee	Energy Usage Study-Chiller	\$25,000			\$25,000
516	Waubonsee	Exterior Doors & Windows	\$58,800			\$58,800
516	Waubonsee	Exterior Lighting Upgrade		\$161,440		\$161,440
516	Waubonsee	Exterior Lighting/Phase II	\$80,720			\$80,720
516	Waubonsee	Exterior Waterproofing-Dickson	\$50,000			\$50,000
516	Waubonsee	Gym Bleacher Replacement		\$108,900		\$108,900
516	Waubonsee	Gym Floor Refinishing	\$24,000			\$24,000
516	Waubonsee	Hazardous Entrance - Phase III	\$100,000			\$100,000
516	Waubonsee	Infrastructure Upgrade		\$895,600		\$1,172,299
516	Waubonsee	Lighting Retrofit Ph. I-Akerlow	\$150,000			\$308,452
516	Waubonsee	New Campus Entrance-Phase II	\$450,000			\$450,000
516	Waubonsee	Parking Lot and Roadway Repair		\$49,000		\$49,000
516	Waubonsee	Plumbing System/Sprinkler	\$225,000			\$225,000
516	Waubonsee	Repair Roofs	\$100,000			\$100,000
516	Waubonsee	Repair Water Treat. Fac. II	\$275,000			\$275,000
516	Waubonsee	Repair Water Treatment	\$100,000			\$100,000
516	Waubonsee	Replace Roof Top Units	\$237,705			\$237,705
516	Waubonsee	Replace Roof-Von Ohlen Hall	\$100,000			\$96,336
516	Waubonsee	Reroof Building A	\$133,415			\$104,776
516	Waubonsee	Reroof Collins Hall	\$224,000			\$224,000
516	Waubonsee	Reroof Dickson Center	\$230,000			\$230,000
516	Waubonsee	Resurface Parking Lot	\$2,385	\$76,955		\$79,340
516	Waubonsee	Roof Inspection & Roofing	\$116,000			\$116,000
516	Waubonsee	Site Drainage Improvements-Akerlow Hall	\$35,640			\$92,750
516	Waubonsee	Southeastern Extension Center	\$3,990,000			\$3,990,000
516	Waubonsee	Sprinkler/Plumbing Improvement	\$300,000			\$300,000
516	Waubonsee	UST Removal/Replacement	\$50,000			\$50,000
516	Waubonsee	Window Replacement		\$21,997		\$21,997
516	Waubonsee	Window Replacement, Phase II		\$71,386		\$71,386
		Subtotal	\$14,386,465	\$1,385,278	\$0	\$16,883,875
539	Wood	Accessibility Compliance	\$26,200			\$26,200
539	Wood	Accessibility Compliance	\$26,620			\$26,620
539	Wood	Accessibility Improvements	\$25,000			\$25,000
539	Wood	ADA Alterations	\$30,850			\$30,850
539	Wood	ADA-Accessibility Improvement	\$30,585			\$30,585
539	Wood	Bituminous Paving, Drainage		\$26,300		\$26,300
539	Wood	Buildings B & C- Phase I Campus Development	\$4,080,000	\$12,240,000		\$16,320,000
539	Wood	Code Compliance	\$75,000			\$75,000
539	Wood	Electric Code Compliance	\$38,600			\$38,600
539	Wood	Emergency Generation System	\$108,000			\$108,000
539	Wood	Emergency Response System	\$69,415			\$69,415
539	Wood	Erosion Control & Drainage	\$45,420			\$45,420
539	Wood	HVAC and Electrical Repair	\$73,380			\$73,380
539	Wood	HVAC Upgrade	\$120,000			\$120,000
539	Wood	Mech. Repair Work	\$69,150			\$69,150
539	Wood	Parking Lot Repair		\$78,908		\$78,908

Illinois Community College Board

Table V-12

BUDGETED REVENUE FOR COMMUNITY COLLEGE CONSTRUCTION

DISTRICT	COLLEGE NAME	PROJECT NAME	Budgeted Revenue			FINAL PROJECT COST
			LOCAL	STATE	FEDERAL	
539	Wood	Partial Roof Replacement	\$43,200			\$43,200
539	Wood	Pave Park. Lot & Install Drain		\$9,000		\$9,000
539	Wood	Restroom Remodeling	\$18,000	\$32,100		\$50,100
539	Wood	Science & Tech. Building	\$354,500	\$1,795,500		\$2,150,000
539	Wood	Site Acquisition	\$1,275,000			\$1,275,000
539	Wood	Site Acquisition	\$118,000			\$118,000
539	Wood	Site Preparation	\$59,424			\$59,424
539	Wood	STC Lower Level Remodeling	\$245,000			\$245,000
539	Wood	STC New Parking Lot	\$182,000			\$182,000
539	Wood	STC Road and Parking Area	\$266,000			\$266,000
539	Wood	Structural Improvements	\$233,631			\$233,631
		Subtotal	\$7,612,975	\$14,181,808	\$0	\$21,794,783
		Grand Total	\$492,052,391	\$182,603,101	\$110,483	\$678,243,497

BEST COPY AVAILABLE

160

Illinois Community College Board

Table V-13

BUDGETED REVENUE FOR PERMANENT COMMUNITY COLLEGE FACILITIES
UNDER CONSTRUCTION OR PLANNED AS OF MAY 2003

<u>District #</u>	<u>District/College Name</u>	<u>Project Name</u>	<u>Local Funding</u>	<u>State Funding</u>	<u>Total Project Budget</u>
501	Kaskaskia	ADA Accessibility- College Enrollment Center	\$222,841		\$222,841
501	Kaskaskia	ADA Signage (Campus Wide)	\$72,160		\$72,160
501	Kaskaskia	Auditorium Lighting Upgrade	\$103,400		\$103,400
501	Kaskaskia	Cafeteria Renovations	\$529,788		\$529,788
501	Kaskaskia	Fine Arts Addition	\$312,836		\$312,836
501	Kaskaskia	Mechanical Repairs/Improvements (Campus Wide)	\$1,900,000		\$1,900,000
501	Kaskaskia	Roof Replacement-Science/ Tech/Health/Busn	\$113,986		\$113,986
501	Kaskaskia	Roof Replacements-Science & Technology Blding	\$82,552		\$82,552
501	Kaskaskia	Technology Blding Addition			\$661,807
501	Kaskaskia	Workforce Develop. Ctr. & Child Care Facility	\$2,486,100	\$7,986,900	\$10,473,000
502	DuPage	Fire Alarm System Upgrade	\$590,407	\$609,593	\$1,200,000
502	DuPage	Instructional Center HVAC Upgrades	\$0	\$2,228,000	\$2,228,000
503	Black Hawk	ADA Accessible Restrooms-E.Campus Blding 3	\$90,750		\$90,750
503	Black Hawk	ADA Improvements	\$88,800		\$88,800
503	Black Hawk	Agriculture Education Center	\$717,000	\$825,000	\$1,542,000
503	Black Hawk	Asbestos Abatement (Class & Lecture Rooms)	\$194,700		\$194,700
503	Black Hawk	Boiler Replacement-Quad Cities Campus	\$604,978		\$604,978
503	Black Hawk	Chiller Replacements-Building 3	\$269,000		\$269,000
503	Black Hawk	Energy Conservation-Quad Cities Campus	\$132,451		\$132,451
503	Black Hawk	Energy Mgmt/Air Qual. Upgrades	\$574,000		\$574,000
503	Black Hawk	Entry Stairs and Bridge improvements	\$172,480		\$172,480
503	Black Hawk	HVAC & Window Units-Kewanee	\$270,400		\$270,400
503	Black Hawk	HVAC Replacement-Kewanee Blding 1-5	\$164,780		\$164,780
503	Black Hawk	Life Safety Upgrades	\$126,500		\$126,500
503	Black Hawk	Parking Lot & Roadway Replacments	\$1,295,000		\$1,295,000
503	Black Hawk	Parking Lot/Entry Drive Replacement/Upgrade	\$328,213		\$328,213
503	Black Hawk	Q.C. Campus Lobby Renovations		\$792,406	\$792,406
503	Black Hawk	Rock Island Technology Center Donation	\$0		\$0
503	Black Hawk	Roof Restoration in Moline	\$598,400		\$598,400
503	Black Hawk	Tunnel Waterproofing/Concrete Repair	\$88,500		\$88,500
504	Triton	Asbestos Survey & Abatement	\$300,000		\$300,000
504	Triton	Construction Defects-LRC		\$3,800,000	\$3,800,000
504	Triton	Elevator Upgrades-LRC		\$125,000	\$125,000
504	Triton	Liberal Arts Structural Defects	\$1,015,000	\$3,687,000	\$4,702,000
504	Triton	Parking Lot Repairs		\$999,996	\$999,996
504	Triton	Potable Water Distribution System Rehab	\$220,000	\$659,000	\$879,000
504	Triton	Roof Rehabilitation - Business Building		\$167,500	\$167,500
504	Triton	Roof Replacement - 1708 Main St. Melrose Park		\$174,600	\$174,600
504	Triton	Security System Upgrade	\$600,000		\$600,000
504	Triton	Service Tunnel Improvements	\$300,000		\$300,000
505	Parkland	A/C Pit Safety Improvement	\$150,000		\$150,000
505	Parkland	Agricultural Greenhouse Addition	\$92,000		\$92,000
505	Parkland	Campus Computer Safety Monitoring Sys - Ph I	\$80,000		\$80,000
505	Parkland	Chemistry Lab Remodeling	\$550,000		\$550,000
505	Parkland	Classroom Instructional Support Addition	\$2,118,000	\$11,688,000	\$13,806,000
505	Parkland	Drainage Improvements Ph IV	\$975,000		\$975,000
505	Parkland	Drainage Improvements Phase II	\$800,000		\$800,000
505	Parkland	Drainage Improvements Phase III	\$1,050,000		\$1,050,000

Illinois Community College Board

Table V-13

BUDGETED REVENUE FOR PERMANENT COMMUNITY COLLEGE FACILITIES
UNDER CONSTRUCTION OR PLANNED AS OF MAY 2003

<u>District #</u>	<u>District/College Name</u>	<u>Project Name</u>	<u>Local Funding</u>	<u>State Funding</u>	<u>Total Project Budget</u>
505	Parkland	Drainage Improvements-Ph.I Parking Lots	\$400,000		\$400,000
505	Parkland	Electrical System Upgrades	\$258,000		\$258,000
505	Parkland	Electrical Transformer Relocation/Replacement	\$450,000		\$450,000
505	Parkland	Exterior Facility Renovation Phase I		\$185,000	\$185,000
505	Parkland	Masonry Repair and Renovation		\$100,000	\$100,000
505	Parkland	Renovations in Buildings E and S		\$490,200	\$490,200
505	Parkland	Rooftop Cupalaw Removal		\$100,000	\$100,000
505	Parkland	Second Floor Academic Wing Connection	\$366,000		\$366,000
505	Parkland	Second Floor Academic Wing Connection Ph II	\$700,000		\$700,000
505	Parkland	Storage Tank Modifications	\$120,000		\$120,000
505	Parkland	Theatre Rigging Replacement	\$100,000		\$100,000
506	Sauk Valley	Accessibility Improvements	\$226,926		\$226,926
506	Sauk Valley	ADA-Accessible Doorways		\$95,641	\$95,641
506	Sauk Valley	Cooling Towers Replacement	\$320,760		\$320,760
506	Sauk Valley	Domestic Water System Repair	\$324,000		\$324,000
506	Sauk Valley	Egress Corrections-2nd Fl West	\$208,375		\$208,375
506	Sauk Valley	Electrical System Deficiency Corrections	\$127,234		\$127,234
506	Sauk Valley	Exterior Concrete Surface Repair Phase IV	\$231,400		\$231,400
506	Sauk Valley	Exterior Concrete Surface Repairs - Ph.III	\$431,880		\$431,880
506	Sauk Valley	HVAC Temperature Control Upgrade	\$329,076		\$329,076
506	Sauk Valley	Remodel T1 & West Wing of Blding I	\$969,900	\$3,305,100	\$4,275,000
506	Sauk Valley	Roof Restoration - Buildings T1 & T2	\$129,010		\$129,010
506	Sauk Valley	T-1 Modifications - Local of RAMP project	\$100,742		\$100,742
506	Sauk Valley	Theater Renovation	\$262,543		\$262,543
507	Danville	Bremer Conference Center Remodeling	\$333,333	\$1,000,000	\$1,333,333
507	Danville	Operations Facility Addition	\$298,600		\$298,600
507	Danville	Parking Lot Overlay-Southwest Parking Area		\$204,600	\$204,600
507	Danville	Renovate Vermillion, Cannon, & Prairie Halls	\$3,466,000	\$10,399,000	\$13,865,000
507	Danville	Technology Center Mechanical/Electrical Rehab	\$128,880		\$128,880
507	Danville	Unit Ventilator Heater Replacements	\$184,770		\$184,770
508	CCC-Malcom X	Allied Health Remodeling	\$1,512,000	\$4,539,000	\$6,051,000
508	CCC-Olive-Harvey	New Building-planning	\$333,333	\$1,000,000	\$1,333,333
508	CCC-Richard J. Daley	Industrial Technology Center-Partial Funding	\$1,471,000	\$4,413,000	\$5,884,000
508	Chicago-Districtwide	Remodeling for Workforce Preparation Centers	\$1,287,000	\$3,862,000	\$5,149,000
508	Chicago-Districtwide	Sidewalk and Parking Lot Improvements		\$8,000,000	\$8,000,000
508	Kennedy King	Remodel Culinary Arts Program	\$3,625,000	\$10,875,000	\$14,500,000
509	Elgin	Advanced Technology Center Remodeling		\$2,050,000	\$2,050,000
509	Elgin	Applied Business Technology Addition	\$3,153,554		\$3,153,554
509	Elgin	Culinary Arts Addition	\$3,000,000		\$3,000,000
509	Elgin	Plaza Deck Restoration/Waterproofing - Ph IV	\$336,000		\$336,000
509	Elgin	Student Resource Center/ADA Remodeling		\$175,423	\$175,423
510	South Suburban	Chemistry Lab Renovation (Code Upgrades)	\$430,000		\$430,000
510	South Suburban	Classroom Lighting & HVAC Improvements	\$57,600		\$57,600
510	South Suburban	Cooling Tower Repairs	\$242,400		\$242,400
510	South Suburban	Flood Water Retention		\$437,000	\$437,000
510	South Suburban	Gym/Facilities Renovation	\$312,500	\$937,500	\$12,500,000
510	South Suburban	Performing Arts Center-selected improvements		\$281,880	\$281,880
510	South Suburban	Restroom Renovations (selected)		\$71,040	\$71,040

Illinois Community College Board
Table V-13
BUDGETED REVENUE FOR PERMENANT COMMUNITY COLLEGE FACILITIES
UNDER CONSTRUCTION OR PLANNED AS OF MAY 2003

<u>District #</u>	<u>District/College Name</u>	<u>Project Name</u>	<u>Local Funding</u>	<u>State Funding</u>	<u>Total Project Budget</u>
510	South Suburban	Restroom Renovations-Main Building		\$245,000	\$245,000
510	South Suburban	Various PHS Improvements	\$300,000		\$300,000
510	South Suburban	West Roadway Renovation		\$127,349	\$127,349
511	Rock Valley	ADA Renovations-Student Center	\$885,000		\$885,000
511	Rock Valley	Arts Instructional Center-partial funding	\$3,510,500	\$10,531,500	\$14,042,000
511	Rock Valley	Backflow Valve/Fire Pumps-Samuelson Rd. Ctr.	\$82,600		\$82,600
511	Rock Valley	Campus Intercom/PA Sys - Cancel	\$531,000		\$531,000
511	Rock Valley	Elevator Installation in PE Center	\$206,500		\$206,500
511	Rock Valley	Fire Alarm System Upgrade-Campus Wide	\$1,073,800		\$1,073,800
511	Rock Valley	HVAC Utility Upgrade	\$454,300		\$454,300
511	Rock Valley	Inter.Guardrail Renov. -Cancel	\$41,840		\$41,840
511	Rock Valley	Interior Lighting Renovations			\$41,300
511	Rock Valley	Piping Renovations at Student Center	\$531,000		\$531,000
511	Rock Valley	Pond Dredging	\$147,500		\$147,500
511	Rock Valley	Student Center Remodeling and Addition	\$4,590,000		\$4,590,000
511	Rock Valley	Support Services Building	\$6,263,000		\$6,263,000
511	Rock Valley	Theater Remodeling/Expansion	\$8,000,000		\$8,000,000
511	Rock Valley	Window Replacement-Bell School Road Center	\$42,480		\$42,480
512	Harper	650 Higgins Road Purchase/Remodeling	\$4,000,000	\$1,000,000	\$5,000,000
512	Harper	ADA Automatic Door Openers	\$95,000		\$95,000
512	Harper	Asbestos Abatement - Campus Wide	\$200,000		\$200,000
512	Harper	Cafeteria Washroom Renovation	\$89,380		\$89,380
512	Harper	Cafeteria Washroom Renovation		\$235,808	\$235,808
512	Harper	Campus Wide Infrastructure Upgrade		\$8,260,000	\$8,260,000
512	Harper	HVAC Upgrades Blding P	\$206,460		\$206,460
512	Harper	Masonry Tuckpointing-Bldings A & B	\$291,448		\$291,448
512	Harper	Multi-Purpose Instructional Bldg./Renovations	\$7,372,900	\$7,173,200	\$14,546,100
512	Harper	Northeast Center (NEC) 1999 PHS Alterations	\$1,278,500		\$1,278,500
512	Harper	Plumbing System/Cross Connection Controls	\$300,000		\$300,000
512	Harper	Roof Repairs-A, B, & C	\$629,996		\$629,996
512	Harper	Science.Emerging Tech. & Health Care Bldgs	\$95,219,599		\$95,219,599
512	Harper	Sidewalk Repairs	\$63,548		\$63,548
512	Harper	Sidewalk Replacement	\$569,748		\$569,748
512	Harper	Sidewalk Replacement	\$272,152		\$272,152
512	Harper	Site Development		\$606,000	\$606,000
512	Harper	Stair Tread Replacement	\$148,995		\$148,995
512	Harper	Tuckpointing	\$440,008		\$440,008
512	Harper	Tunnel Repairs	\$250,000		\$250,000
512	Harper	Utilities Tunnel and Sewer Upgrade		\$613,417	\$613,417
512	Harper	Utility Tunnel Repairs	\$248,325		\$248,325
512	Harper	Walking Bridge and ADA Sidewalk Improvements	\$91,400		\$91,400
512	Harper	Washroom Upgrade-NEC	\$267,500		\$267,500
513	Illinois Valley	Access.Sidewalks & Drainage Improvements-E.C.	\$125,000		\$125,000
513	Illinois Valley	Accessibility Project-Add Elevator in Gym	\$312,000		\$312,000
513	Illinois Valley	ADA Signage Compliance	\$30,000		\$30,000
513	Illinois Valley	ADA-Lecture Hall.Music Room.FP Lounge, Aud.		\$91,265	\$91,265
513	Illinois Valley	Air Handler/Duct Upgrades-D & E	\$167,786		\$167,786
513	Illinois Valley	Air. Moisture. Infiltration/Phase V	\$250,000		\$250,000

Illinois Community College Board

Table V-13

BUDGETED REVENUE FOR PERMENANT COMMUNITY COLLEGE FACILITIES
UNDER CONSTRUCTION OR PLANNED AS OF MAY 2003

<u>District #</u>	<u>District/College Name</u>	<u>Project Name</u>	<u>Local Funding</u>	<u>State Funding</u>	<u>Total Project Budget</u>
513	Illinois Valley	Asbestos Abatement - Building C		\$6,000,000	\$6,000,000
513	Illinois Valley	Asbestos Removal-Bookstore	\$200,400		\$200,400
513	Illinois Valley	Asbestos/Maintenance Bldg.	\$32,040		\$32,040
513	Illinois Valley	Boiler and Pump Replacement - Blding E	\$215,500		\$215,500
513	Illinois Valley	Campus Wide Security/Surveillance System	\$359,170		\$359,170
513	Illinois Valley	College Emergency Warning System	\$325,000		\$325,000
513	Illinois Valley	College Emergency Warning System Ph. II	\$250,000		\$250,000
513	Illinois Valley	Compressor Chiller Replacements (Bldings A-E)	\$471,225		\$471,225
513	Illinois Valley	Control Systems Upgrade	\$220,000		\$220,000
513	Illinois Valley	Electrical Infrastr. Repairs	\$78,000		\$78,000
513	Illinois Valley	Emergency Generator Switchgear	\$110,000		\$110,000
513	Illinois Valley	Energy Mgmt. System Upgrade	\$125,000		\$125,000
513	Illinois Valley	HVAC Air System- Bldings A.B.C	\$4,723,714		\$4,723,714
513	Illinois Valley	HVAC Rework for Bldgs A.B.C			\$325,000
513	Illinois Valley	Indoor Air Quality Project	\$30,000		\$30,000
513	Illinois Valley	Lighting and Motion Sensors	\$66,097		\$66,097
513	Illinois Valley	Partial Ceiling Repalcement	\$96,604		\$96,604
513	Illinois Valley	Preheat & Cooling Coils Replacements (A-G)	\$155,200		\$155,200
513	Illinois Valley	Replace of all A/C for Gym & Cultural Center	\$140,000		\$140,000
513	Illinois Valley	Replacement of Kewanee & Iron Fireman Boilers	\$435,000		\$435,000
514	Illinois Central	Asbestos Abatement -TK Building	\$92,608		\$92,608
514	Illinois Central	Campus Security System Improvements-Ph I	\$80,000		\$80,000
514	Illinois Central	Chiller Replacement Phase I	\$485,000		\$485,000
514	Illinois Central	Circle Drive Roadway/Drainage Rehab	\$325,000		\$325,000
514	Illinois Central	Laboratory Exhaust System Replacement	\$200,000		\$200,000
514	Illinois Central	Life Safety Renovations-TK Building	\$2,039,527		\$2,039,527
514	Illinois Central	Lighting & Ceiling Upgrade Ph. II		\$192,000	\$192,000
514	Illinois Central	Manufacturing Technology Center		\$9,000,000	\$9,000,000
514	Illinois Central	Parking Lot A & B Life Safety	\$320,000		\$320,000
514	Illinois Central	Pedestrian Bridge/ ADA Improvements		\$184,488	\$184,488
514	Illinois Central	Roof Replacement- Perley Building	\$162,000		\$162,000
514	Illinois Central	Sanitary Sewer Rehabilitation Ph. I	\$110,000		\$110,000
515	Prairie State	ADA Facilities Compliance	\$2,412,810		\$2,412,810
515	Prairie State	Adult Train/Outreach Center(see proj#08-0198)	\$114,000	\$13,810,800	\$13,924,800
515	Prairie State	Biology Labs Safety/Accessibility Compliance	\$695,040		\$695,040
515	Prairie State	Courtyard Addition-Financial Aid Services	\$949,700		\$949,700
515	Prairie State	Health Education Center (see proj#0006-0396)	\$5,216,534		\$5,216,534
515	Prairie State	Health.Fimess.Recreation Complex	\$9,707,000		\$9,707,000
515	Prairie State	Matteson Area Center Acquisition	\$2,596,300		\$2,596,300
515	Prairie State	Renovation of "K" & Main Bldg	\$394,260		\$394,260
516	Waubonsee	A/C Chiller Conversion Ph.III	\$300,000		\$300,000
516	Waubonsee	AC Chiller Conversion-Phase II	\$400,000		\$400,000
516	Waubonsee	ADA Accessible Entrance-Erick.Hall Vestibule	\$29,510		\$29,510
516	Waubonsee	Campus Security Upgrade	\$200,000		\$200,000
516	Waubonsee	Collins Library ADA Counter Remodeling		\$24,600	\$24,600
516	Waubonsee	Erickson Hall		\$95,940	\$95,940
516	Waubonsee	Fire Alarm Upgrade-Campuswide	\$100,000		\$100,000
516	Waubonsee	HVAC Upgrade Ph.II	\$1,390,000		\$1,390,000

Illinois Community College Board

Table V-13

**BUDGETED REVENUE FOR PERMENANT COMMUNITY COLLEGE FACILITIES
UNDER CONSTRUCTION OR PLANNED AS OF MAY 2003**

<u>Distirct #</u>	<u>District/College Name</u>	<u>Project Name</u>	<u>Local Funding</u>	<u>State Funding</u>	<u>Total Project Budget</u>
516	Waubonsee	HVAC Upgrades-Dickson. Bodie. VonOhlen PhIII	\$1,499,625		\$1,499,625
516	Waubonsee	Power Supply Upgrades	\$50,000		\$50,000
516	Waubonsee	Sanitary Sewer Rehabilitation	\$292,680		\$292,680
516	Waubonsee	Site Acquisition	\$800,000		\$800,000
516	Waubonsee	South Parking Lot Repaving		\$250,000	\$250,000
517	Lake Land	ADA Washroom Improvements #45 & #46	\$3,940	\$94,421	\$98,361
517	Lake Land	Boiler Replacement	\$415,433		\$415,433
517	Lake Land	Classroom (4) Tiered Seating Renovation		\$129,200	\$129,200
517	Lake Land	Door Replacements & Automatic Door Openers	\$310,000		\$310,000
517	Lake Land	Drainage, Grading, Roadway Improvements	\$130,000		\$130,000
517	Lake Land	Electrical Grounding Improvements (Emergency)	\$120,000		\$120,000
517	Lake Land	Fitness Center /Field House Renovation		\$112,500	\$112,500
517	Lake Land	Lighting Improvements (3 bldings and parking)	\$230,000		\$230,000
517	Lake Land	Maintenance Facilities Bldgs (Print & Farm)	\$1,122,260		\$1,122,260
517	Lake Land	Noise Level Improvements in HVAC System	\$85,000		\$85,000
517	Lake Land	Parking Lot Modifs Improvements -NE Lot/Road	\$50,000		\$50,000
517	Lake Land	Roof Replacement -SE Classroom Blding	\$230,000		\$230,000
517	Lake Land	Roof Replacements-Admin & Student Svcs Blding	\$275,000		\$281,213
517	Lake Land	Sidewalk Improvements	\$195,000		\$195,000
517	Lake Land	Student Services Building Addition	\$2,240,500	\$6,721,600	\$8,962,100
517	Lake Land	Technology Blding (Ctr for Tech Ed)	\$191,700	\$575,000	\$766,700
517	Lake Land	Technology Building Phase I	\$997,000	\$2,992,000	\$3,989,000
517	Lake Land	Upgrade Library Power Sources	\$113,762		\$113,762
518	Sandburg	Acquisition/Remodeling of Galesburg Building	\$1,755,559		\$1,755,559
518	Sandburg	ADA Upgrade - East Foyer	\$518,850		\$518,850
518	Sandburg	Bleacher Replacement	\$90,485		\$90,485
518	Sandburg	Bushnell Extension Center Expansion	\$461,218		\$461,218
518	Sandburg	Child Care Facility-Carthage	\$215,245		\$215,245
518	Sandburg	Code Compliance in Lower E- Wing	\$138,362		\$138,362
518	Sandburg	Computer/Student Center	\$1,096,000	\$3,708,000	\$4,804,000
518	Sandburg	Customer Service Area Renovation-Galesburg(E)	\$224,453	\$201,547	\$426,000
518	Sandburg	Dental hygiene Building Tuckpointing	\$109,080		\$109,080
518	Sandburg	E/F Passageway	\$248,452		\$248,452
518	Sandburg	Elevator Replacement -201 E. Main	\$30,678	\$72,354	\$103,032
518	Sandburg	Elevator Replacement-Building D	\$140,616		\$140,616
518	Sandburg	Fitness Center Expansion	\$419,207		\$419,207
518	Sandburg	HVAC Unit in Building F	\$52,636		\$52,636
518	Sandburg	Maintenance Building Construction	\$358,057		\$358,057
518	Sandburg	Road/Dock Resurfacing		\$35,150	\$35,150
518	Sandburg	Roof Replacement at Galesburg Building	\$59,288		\$59,288
519	Highland	ADA Campuswide Improvements	\$11,498	\$92,052	\$103,550
519	Highland	Air Filtration-Auto Body Shop	\$212,960		\$212,960
519	Highland	Auto Body Paint Booth Upgrade	\$81,500		\$81,500
519	Highland	Moisture Migration Control-Building S	\$470,690		\$470,690
519	Highland	Sidewalk Replacement/ADA Upgrade	\$384,500		\$384,500
519	Highland	Sidewalk Replacements/Upgrade -Campuswide	\$144,000		\$144,000
520	Kankakee	Fine Arts and Applied Technology Center	\$1,344,000	\$4,032,000	\$5,376,000
520	Kankakee	HVAC Upgrade in Activities Center		\$339,900	\$339,900

Illinois Community College Board

Table V-13

BUDGETED REVENUE FOR PERMANENT COMMUNITY COLLEGE FACILITIES
UNDER CONSTRUCTION OR PLANNED AS OF MAY 2003

<u>District #</u>	<u>District/College Name</u>	<u>Project Name</u>	<u>Local Funding</u>	<u>State Funding</u>	<u>Total Project Budget</u>
520	Kankakee	Workforce Development Center			
521	Rend Lake	ADA Lift Replacement and Door Hardware	\$40,000	\$7,000,000	\$7,000,000
521	Rend Lake	ADA Renovations	\$10,637		\$40,000
521	Rend Lake	Allied Health Dept. Renovations		\$91,853	\$102,490
521	Rend Lake	Career & Applied Technology Center Addition	\$500,700	\$150,000	\$150,000
521	Rend Lake	Early Notification Warning System	\$210,800	\$1,502,600	\$2,003,300
521	Rend Lake	Energy Conservation Project	\$713,500		\$210,800
521	Rend Lake	Gutter and Downspout Replacements	\$138,900		\$713,500
521	Rend Lake	HVAC Equipment Replacement	\$41,236		\$138,900
521	Rend Lake	Industrial Training Center-Pinckneyville		\$400,000	\$41,236
521	Rend Lake	Plumbing and Utilities Renovation Phase II	\$65,473	\$1,546,420	\$400,000
521	Rend Lake	Remodel for Technology Training Area	\$33,300	\$255,512	\$1,611,893
521	Rend Lake	RLC Mail and One Stop Center	\$4,300,000		\$288,812
521	Rend Lake	Sidewalk Replacement	\$44,312		\$4,300,000
521	Rend Lake	Theater Stage Floor Replacement	\$54,200		\$44,312
522	Southwestern	Aluminum Wiring Ph II-Bellev	\$493,440		\$54,200
522	Southwestern	Art Dept Code & Storage Code Upgrades	\$350,000		\$493,440
522	Southwestern	Asbestos Abatement in Farmhouse	\$38,400		\$350,000
522	Southwestern	Asbestos Floor Tile Replacement-PSOP Center	\$175,600		\$38,400
522	Southwestern	Cafeteria/Code Corrections	\$667,900		\$175,600
522	Southwestern	Cafeteria/Kitchen Renovation		\$417,338	\$667,900
522	Southwestern	Chemistry Rooms/Labs Update	\$78,020		\$417,338
522	Southwestern	Computer Room HVAC Upgrades - IS Room	\$77,600		\$78,020
522	Southwestern	Corridor Upgrades-Phase III- Bell. Campus	\$148,600		\$77,600
522	Southwestern	Dehumidifiers-BACC	\$91,700		\$148,600
522	Southwestern	Door Hardware Replacement-BC	\$83,770		\$91,700
522	Southwestern	Elec Renovations-Belleville	\$224,000		\$83,770
522	Southwestern	Electr Renovations Ph I-Bellev	\$192,000		\$224,000
522	Southwestern	Electrical System Modifications-PSOP Center	\$38,400		\$192,000
522	Southwestern	Electrical System Upgrade-Granite City	\$120,200		\$38,400
522	Southwestern	Electrical/Mechanical Renovations-BC	\$263,350		\$120,200
522	Southwestern	Elevator (3)Retrofits /Emerg. Lowering Device	\$28,830		\$263,350
522	Southwestern	Elevator Installation-PSOP Center	\$200,000		\$28,830
522	Southwestern	Fire Alarm/Warning Sys-Ph I Classrooms	\$69,400		\$200,000
522	Southwestern	Fire Alarm/Warning System-Library & Cafeteria	\$76,050		\$69,400
522	Southwestern	Fire Science Training Center	\$295,900	\$888,000	\$76,050
522	Southwestern	Fire/Warning Sys.-RB/GC/PSOP	\$143,360		\$295,900
522	Southwestern	Furnace Replacements-R.B. Campus	\$33,000		\$143,360
522	Southwestern	Handicapped Accessible Door Hardware	\$153,300		\$33,000
522	Southwestern	HVAC Renovations-Computer Room at Belleville	\$75,500		\$153,300
522	Southwestern	Incinerator Disposal-G.C. Campus	\$100,000		\$75,500
522	Southwestern	Main Campus & Red Bud Renovations	\$739,000	\$2,216,000	\$100,000
522	Southwestern	Main Corridor Ceiling Wiring Tray-BC	\$303,600		\$739,000
522	Southwestern	Main Frame Room Upgrades-Belleville	\$70,900		\$303,600
522	Southwestern	Mechanical Renovations-GC/PSOP	\$32,480		\$70,900
522	Southwestern	Mechanical Upgrades to Phase I-Belleville	\$393,300		\$32,480
522	Southwestern	Office Ceiling/Lighting-PSOP Center	\$68,600	\$0	\$393,300
522	Southwestern	Parking Lot Expansion at IS Building	\$618,600		\$68,600
					\$618,600

Illinois Community College Board

Table V-13

BUDGETED REVENUE FOR PERMENANT COMMUNITY COLLEGE FACILITIES
UNDER CONSTRUCTION OR PLANNED AS OF MAY 2003

<u>Distict #</u>	<u>District/College Name</u>	<u>Project Name</u>	<u>Local Funding</u>	<u>State Funding</u>	<u>Total Project Budget</u>
522	Southwestern	Parking Lot Lighting-Bell. Campus	\$265,314		\$265,314
522	Southwestern	Plumbing Renovations-Bellevill	\$134,400		\$134,400
522	Southwestern	Plumbing/Mechanical Renovations BC &RBC	\$51,750		\$51,750
522	Southwestern	Plumbing/Restroom Renovations-BC	\$566,700		\$566,700
522	Southwestern	Plumbing/Toilet Fixture Additions-BACC	\$109,650		\$109,650
522	Southwestern	Red Bud Phase IV Renovations		\$425,500	\$425,500
522	Southwestern	Remove Incinerator & Replace Concrete	\$26,000		\$26,000
522	Southwestern	Repair Broken Sidewalk & Handicap Access	\$29,700		\$29,700
522	Southwestern	Replace Ceiling, Lights, & Floors - Granite C	\$303,800		\$303,800
522	Southwestern	Replace Ceiling/Lighting-PSOP Center	\$101,228		\$101,228
522	Southwestern	Safety Repairs to Welding Dept - Belleville	\$28,800		\$28,800
522	Southwestern	Schmidt Art Center	\$1,778,000		\$1,778,000
522	Southwestern	Toilet Room Conversion-Belleville	\$241,900		\$241,900
522	Southwestern	Toilet Room Renovation-Belleville	\$104,700		\$104,700
522	Southwestern	Tuckpointing & Refinsh Atrium Windows	\$36,300		\$36,300
523	Kishwaukee	Campus Building Addition/Remodeling	\$20,557,370		\$20,557,370
523	Kishwaukee	Early Childhood Development Center Building	\$315,000	\$1,200,000	\$1,515,000
523	Kishwaukee	Parking Lot Addition	\$168,000	\$506,000	\$674,000
523	Kishwaukee	RAMP, Restrooms, & Chairlift Upgrades/Mods.		\$88,254	\$88,254
524	Moraine Valley	Accessible Pathways around Building B	\$148,875		\$148,875
524	Moraine Valley	Air Handler Replacement in Building A	\$822,390		\$822,390
524	Moraine Valley	Air Handler Replacement in Building L	\$812,650		\$812,650
524	Moraine Valley	Campus Code Corrections	\$1,165,972		\$1,165,972
524	Moraine Valley	Campus Security Phase III	\$186,000		\$186,000
524	Moraine Valley	Classroom/Bookstore Facility	\$1,272,367	\$8,809,200	\$10,081,567
524	Moraine Valley	Entrance Replacement -Building C	\$127,460		\$127,460
524	Moraine Valley	Fire Sprinkler Upgrade- Buildings B & G	\$700,000		\$700,000
524	Moraine Valley	Learning Resources Center Remodeling		\$850,000	\$850,000
524	Moraine Valley	Remodel College Center & Buildings L and T		\$785,400	\$785,400
524	Moraine Valley	Temporary Facilities Replacement	\$900,000	\$2,700,000	\$3,600,000
524	Moraine Valley	Toilet Room Exhaust	\$139,230		\$139,230
524	Moraine Valley	Ventilation Systems-Ph II-Bldings A & B	\$352,440		\$352,440
525	Joliet	ADA Related Project Improvements		\$169,617	\$169,617
525	Joliet	Elevator Modernization		\$416,220	\$416,220
525	Joliet	Entrance Ramp Replacement -J Building	\$600,000		\$600,000
525	Joliet	Exterior Wall Deterioration Repairs	\$180,000		\$180,000
525	Joliet	Land Acquis for parking at 269 N. Chicago	\$285,000		\$285,000
525	Joliet	Lighting Improvements	\$285,000		\$285,000
525	Joliet	Parking Site Acquis -265 N Ottawa St (CC)	\$136,500		\$136,500
525	Joliet	Renovate Water Heating System	\$408,968		\$408,968
525	Joliet	Roof Repairs/Replacements-Ph. II -Main Campus	\$600,000		\$600,000
525	Joliet	Roof Replacements Phase I - Main Campus	\$600,000		\$600,000
525	Joliet	Theater Remodeling and Rehabilitation		\$183,490	\$183,490
525	Joliet	Unit Ventilators Replacement in Building K	\$200,000		\$200,000
525	Joliet	Upgrade Electrical Distr Sys	\$96,630		\$96,630
525	Joliet	Window Repairs & Replacement on Main Campus	\$200,000		\$200,000
526	Lincoln Land	Asbestos Abatement-1st Floor Menard Hall	\$144,110		\$144,110
526	Lincoln Land	Bleacher- Code Modifications	\$33,700		\$33,700

Illinois Community College Board

Table V-13

BUDGETED REVENUE FOR PERMENANT COMMUNITY COLLEGE FACILITIES
UNDER CONSTRUCTION OR PLANNED AS OF MAY 2003

<u>District #</u>	<u>District/College Name</u>	<u>Project Name</u>	<u>Local Funding</u>	<u>State Funding</u>	<u>Total Project Budget</u>
526	Lincoln Land	East Entrance and Exit	\$339,400		\$339,400
526	Lincoln Land	Millenium Center Conference Room Addition	\$313,000	\$939,000	\$1,252,000
526	Lincoln Land	Millennium Center (Rural Educ. & Tech. Ctr)		\$1,500,000	\$1,500,000
526	Lincoln Land	Sangamon/Menard Hall Renovations	\$675,000		\$675,000
526	Lincoln Land	Sangamon/Menard Hall Renovations	\$904,200	\$3,777,700	\$4,681,900
526	Lincoln Land	Western Region Education Center Upgrade	\$1,100,000		\$1,100,000
527	Morton	Building Envelope Improvements	\$1,000,000		\$1,000,000
527	Morton	Building Envelope Repairs	\$214,300	\$3,951,700	\$4,166,000
527	Morton	East Side Site Development	\$2,463,000		\$2,463,000
527	Morton	Hot Water/HVAC Renovation		\$45,000	\$45,000
527	Morton	Parking Lots,Roadways, Walkways Replacement	\$1,000,000		\$1,000,000
527	Morton	Roofing/Waterproofing Repairs	\$1,155,824		\$1,155,824
528	McHenry	Blding A Elevator Improvements		\$24,000	\$24,000
528	McHenry	Classroom/Student Services Building	\$3,181,000	\$8,544,000	\$11,725,000
528	McHenry	Computer Room A/C and Control Replacement		\$30,000	\$30,000
528	McHenry	Planning Classroom/Student Services Building	\$333,333	\$1,000,000	\$1,333,333
528	McHenry	Power Assisted Door Openers		\$64,000	\$64,000
529	IECC-Frontier	Exterior Rehab	\$160,400		\$160,400
529	IECC-Frontier	HVAC Replacement-Richard Mason Building	\$453,400		\$453,400
529	IECC-Frontier	Land & Building Acquisition in Fairfield	\$300,000		\$300,000
529	IECC-Frontier	Learning Resource Center		\$1,772,000	\$1,772,000
529	IECC-Frontier	Remodel Workforce Development Center	\$266,300		\$266,300
529	IECC-Frontier	Sanitary Sewer Replacement	\$56,900		\$56,900
529	IECC-Frontier	Site Paving and Lighting	\$35,800		\$35,800
529	IECC-Lincoln Trail	Acoustical Control/Pool Lighting	\$102,900		\$102,900
529	IECC-Lincoln Trail	Bleacher Replacement -ADA & Code	\$181,500		\$181,500
529	IECC-Lincoln Trail	Exterior Wall and Fascia Renovations	\$542,100		\$542,100
529	IECC-Lincoln Trail	Floor Drain Pipe Replacement-LTC Crisp Blding	\$26,600		\$26,600
529	IECC-Lincoln Trail	Gymnasium Floor Repalcement	\$525,100		\$525,100
529	IECC-Lincoln Trail	Natatorium Dehumidification and Ventilation	\$272,300		\$272,300
529	IECC-Lincoln Trail	Natatorium Structural Corrections	\$183,100		\$183,100
529	IECC-Olney Central	Bleacher Replacement	\$147,600		\$147,600
529	IECC-Olney Central	HVAC Unit Replacements	\$447,700		\$447,700
529	IECC-Olney Central	Stairway/Lobby Glazing-Wattleworth & Theatre	\$144,000		\$144,000
529	IECC-Wabash Valley	Agriculture Program Remodeling and Addition	\$240,064		\$240,064
529	IECC-Wabash Valley	Air Quality- Paint Booth Installation	\$205,700		\$205,700
529	IECC-Wabash Valley	HVAC Replacement - 3 Buildings	\$145,200		\$145,200
529	IECC-Wabash Valley	Interior Lighting Upgrade-Applied Arts B Id	\$201,300		\$201,300
529	IECC-Wabash Valley	Storm Drain- Applied Arts Building	\$72,600		\$72,600
529	Illinois Eastern	1999 Districtwide Improvements	\$10,000	\$94,000	\$104,000
529	Illinois Eastern	ADA Districtwide Improvements	\$983	\$157,527	\$158,510
529	Illinois Eastern	Curtain Replacement	\$55,700		\$55,700
529	Illinois Eastern	District Wide Improvements-FY 03 Cap Renewal		\$298,400	\$298,400
529	Illinois Eastern	Districtwide Improvements	\$10,000	\$212,400	\$222,400
529	Illinois Eastern	Door & Hardware Accessibility - WVC & FCC	\$149,200		\$149,200
529	Illinois Eastern	Door Replacements - LTC & WVC	\$33,900		\$33,900
529	Illinois Eastern	Energy Management Systems Replacement	\$381,200		\$381,200
529	Illinois Eastern	Environmental Barriers	\$366,300		\$366,300

Illinois Community College Board

Table V-13

BUDGETED REVENUE FOR PERMENANT COMMUNITY COLLEGE FACILITIES
 UNDER CONSTRUCTION OR PLANNED AS OF MAY 2003

<u>District #</u>	<u>District/College Name</u>	<u>Project Name</u>	<u>Local Funding</u>	<u>State Funding</u>	<u>Total Project Budget</u>
529	Illinois Eastern	Exit Door Modif.-Olney Central	\$126,000		\$126,000
529	Illinois Eastern	FY02 Capital Renewal		\$215,600	\$215,600
529	Illinois Eastern	HVAC Systems Replacement	\$1,636,600		\$1,636,600
529	Illinois Eastern	Miscellaneous ADA Improvements	\$505,000		\$505,000
529	Illinois Eastern	Roof Replacements	\$128,400		\$128,400
529	Illinois Eastern	Roof Replacements/Repair	\$727,000		\$727,000
529	Illinois Eastern	Roofing, Acoustics, Parking Lot, and Walkways	\$10,000	\$90,500	\$100,500
529	Illinois Eastern	Site Lighting - LTC & WVC	\$261,400		\$261,400
529	Olney Central	Stage Floor Replacement	\$48,400		\$48,400
529	Wabash Valley	Exit Modifications	\$61,700		\$61,700
530	Logan	Accessibility Compliance Work- Phase I	\$4,812	\$106,024	\$110,836
530	Logan	Accessibility Compliance Work- Phase II	\$177,386		\$177,386
530	Logan	Accessibility Work in O'Neil Auditorium	\$90,800		\$90,800
530	Logan	Accessibility Work-Auditorium C138	\$118,490		\$118,490
530	Logan	Classroom Additions	\$4,105,200	\$12,315,900	\$16,421,100
530	Logan	Classroom Planning	\$136,500	\$409,400	\$545,900
530	Logan	Guardrail Modifications/Replacement	\$54,450		\$54,450
530	Logan	Main Entrance Road Improvements	\$206,600	\$26,400	\$433,000
530	Logan	Roof and Parapet Repairs	\$224,200		\$224,200
530	Logan	Roof Replacement - Building D	\$124,073		\$124,073
530	Logan	Transformer Replacement	\$96,800		\$96,800
530	Logan	Transformer Replacements-OFC & Lift Station	\$145,200		\$145,200
530	Logan	Various PHS Projects	\$615,000		\$615,000
530	Logan	Workforce/Community Education Facility		\$8,382,000	\$8,382,000
531	Shawnee	ADA Accessibility to Gymnasium		\$53,207	\$53,207
531	Shawnee	Building Add. & Roof Repairs	\$1,550,792	\$7,713,208	\$9,264,000
531	Shawnee	Lighting Upgrade-Campus Entrance	\$193,600		\$193,600
531	Shawnee	Metropolis Regional Education Center	\$745,500	\$2,263,500	\$3,018,000
532	Lake County	ADA accessibility Projects		\$205,509	\$205,509
532	Lake County	Chiller Replacement - C Wing	\$250,000		\$250,000
532	Lake County	Circuit Breaker Panels Replacement	\$180,000		\$180,000
532	Lake County	Entrance Modifications- Southlake Campus	\$68,500		\$68,500
532	Lake County	Fire & Emergency Response System Renovations	\$113,000		\$113,000
532	Lake County	Fire Protection System	\$65,000		\$65,000
532	Lake County	Fire Suppression/Exhaust Syst/Lancers Kitchen	\$39,000		\$39,000
532	Lake County	Lighting Retrofit Ph. II	\$204,000		\$204,000
532	Lake County	LRC Boiler and Temperature Control Upgrade	\$278,000		\$278,000
532	Lake County	Parking Lot #4 Pavement Repairs		\$684,020	\$684,020
532	Lake County	Roof Replacement - Lakeshore South Building	\$132,000		\$132,000
532	Lake County	Technology Building Construction-Phase II	\$6,403,000	\$26,504,000	\$32,907,000
532	Lake County	Technology Building -Planning		\$3,483,000	\$3,483,000
532	Lake County	Tuckpointing and Sealant Repair - A/B Wings	\$156,000		\$156,000
532	Lake County	Waterproofing (west side) Lake Shore South	\$72,000		\$72,000
532	Lake County	Waterproofing A/B Penthouse Wings	\$170,000		\$170,000
532	Lake County	Waukegan Univ Ctr. Acquis/Remodeling	\$3,250,000		\$3,250,000
532	Lake County	Window (exterior) Sealant Replacement	\$560,000		\$560,000
532	Lake County	Window Retrofits A/B Wings	\$174,000		\$174,000
533	Southeastern	ADA Elevator		\$79,700	\$79,700

Illinois Community College Board

Table V-13

BUDGETED REVENUE FOR PERMANENT COMMUNITY COLLEGE FACILITIES
UNDER CONSTRUCTION OR PLANNED AS OF MAY 2003

<u>District #</u>	<u>District/College Name</u>	<u>Project Name</u>	<u>Local Funding</u>	<u>State Funding</u>	<u>Total Project Budget</u>
533	Southeastern	Lecture Hall Renovations		\$372,300	\$372,300
533	Southeastern	Robert Gregg Tech Center Remodeling		\$101,510	\$101,510
533	Southeastern	Robert Gregg Technology Center Renov & Addit	\$1,278,500	\$3,823,300	\$5,101,800
534	Spoon River	Asphalt Sidewalk Replacement	\$116,000		\$116,000
534	Spoon River	Engle Hall Renovations & Maintenance Building	\$717,000	\$2,653,000	\$3,370,000
534	Spoon River	Galvanized Piping Replacement	\$353,000		\$353,000
534	Spoon River	Glass & Glazing Replacement	\$771,000		\$771,000
534	Spoon River	HVAC & Plumbing Modifications	\$2,368,000		\$2,368,000
534	Spoon River	Lighting Upgrade	\$201,000		\$201,000
534	Spoon River	Lighting/Security Upgrades-Parking Lot A,B,C	\$148,500		\$148,500
534	Spoon River	Macomb Campus Renovations/Enhancements		\$500,000	\$500,000
534	Spoon River	Parking/Entry Drive Upgrade	\$677,000		\$677,000
535	Oakton	Lavoratory Resoration Phase II		\$371,500	\$371,500
535	Oakton	Lavoratory Restorations -Phase III		\$371,500	\$371,500
535	Oakton	Performing Arts Center Expansion/Renovation	\$1,952,528		\$1,952,528
535	Oakton	Planning for Ray Hartstein Addition	\$130,000	\$392,000	\$522,000
535	Oakton	Ray Hartstein Addition-Phase II	\$2,527,000	\$7,581,000	\$10,108,000
535	Oakton	Ray Hartstein Campus Expansion	\$3,762,000		\$3,762,000
536	Lewis & Clark	Campus Improvements		\$194,700	\$194,700
536	Lewis and Clark	Allied Health/Math Blding Ph II	\$3,375,000	\$10,125,000	\$13,500,000
536	Lewis and Clark	Bethalto Remodeling/ Sidewalks Improvements	\$365,165	\$126,095	\$491,260
536	Lewis and Clark	Campus Improvements	\$3,500,000		\$3,500,000
536	Lewis and Clark	Carlinville Regional Education Center	\$300,000	\$900,000	\$1,200,000
536	Lewis and Clark	Carpeting,Sidewalk,Step,Door.& Misc Replcmts		\$291,600	\$291,600
536	Lewis and Clark	Erickson Chiller/Air Distr. System Upgrades		\$204,600	\$204,600
536	Lewis and Clark	N.O. Nelson Site Development	\$3,600,000	\$2,000,000	\$5,600,000
537	Richland	Agribusiness & Occupational Technologies Bld	\$727,000	\$2,182,000	\$2,909,000
537	Richland	Boiler Room Modifications	\$93,900		\$93,900
537	Richland	Cooling Tower Piping Replacement	\$240,000		\$240,000
537	Richland	Electrical Systems Modifications	\$37,800		\$37,800
537	Richland	Elevator Equipment Upgrade	\$48,000		\$48,000
537	Richland	Grease Trap Modifications	\$30,000		\$30,000
537	Richland	HVAC Upgrade	\$538,000		\$538,000
537	Richland	Indoor Air Quality	\$1,933,895		\$1,933,895
537	Richland	ing Upgrade-Energy Efficiency	\$180,000		\$180,000
537	Richland	Mueller Student Center Renovations		\$250,000	\$250,000
537	Richland	Roof Repairs	\$497,400		\$497,400
537	Richland	Security Lighting (exterior) & Call Boxes	\$78,000		\$78,000
537	Richland	Sidewalk Replacements	\$118,800		\$118,800
537	Richland	Steam System Modifications	\$63,600		\$63,600
537	Richland	Technology/Health Occupations Additions	\$2,313,000	\$6,939,000	\$9,252,000
539	John Wood	ADA Door Modifications		\$57,000	\$57,000
539	John Wood	Building D- Phase II Campus Development	\$1,812,000	\$5,436,000	\$7,248,000
539	John Wood	Greenhouse Addition	\$85,000		\$85,000
539	Wood	ADA Accessibility Compliance	\$25,000		\$25,000
539	Wood	ADA/Code Plumbing Upgrades	\$40,200		\$40,200
539	Wood	Electrical Improvements	\$56,400		\$56,400
539	Wood	HVAC Replacement	\$240,000		\$240,000



Illinois Community College Board

Table V-13

BUDGETED REVENUE FOR PERMENANT COMMUNITY COLLEGE FACILITIES
UNDER CONSTRUCTION OR PLANNED AS OF MAY 2003

<u>Distirst #</u>	<u>District/College Name</u>	<u>Project Name</u>	<u>Local Funding</u>	<u>State Funding</u>	<u>Total Project Budget</u>
539	Wood	Lighting Retrofits	\$103,200		\$103,200
539	Wood	New Campus-Planning	\$623,900	\$1,871,800	\$2,495,700
539	Wood	Security/Safety Upgrades			\$42,000
540	Heartland	Classroom Addition 2002			\$3,972,350
540	Heartland	Emergency Exit Lighting System			\$38,150
540	Heartland	Emergency Notification System	661807		\$83,000
540	Heartland	Phase I Campus Development	41300	\$23,515,900	\$29,254,500
540	Heartland	Workforce Development Center		\$1,200,000	\$1,600,000

BEST COPY AVAILABLE

171

Illinois Community College Board
Table V-14
CAPITAL PROJECTS UNDER CONSTRUCTION
FUNDING AUTHORIZED BY PROTECTION, HEALTH, & SAFETY LEGISLATION

<u>District</u>	<u>ICCB Project #</u>	<u>Project Name</u>	<u>Approved Budget</u>
Black Hawk	503		
	T 1080-1198	Energy Mgmt/Air Qual. Upgrades	\$574,000
	T 1224-1299	ADA Accessible Restrooms-E.Campus Blding 3	\$90,750
	T 1225-1299	Energy Conservation-Quad Cities Campus	\$132,451
	T 1226-1299	Boiler Replacement-Quad Cities Campus	\$604,978
	T 1227-1299	HVAC Replacement-Kewanee Blding 1-5	\$164,780
	T 1266-1100	Asbestos Abatement (Class & Lecture Rooms)	\$194,700
	T 1267-1100	Chiller Replacements-Building 3	\$269,000
	T 1268-1100	HVAC & Window Units-Kewanee	\$270,400
	T 1269-1100	Life Safety Upgrades	\$126,500
	T 1270-1100	Tunnel Waterproofing/Concrete Repair	\$88,500
	T 1271-1100	ADA Improvements	\$88,800
	T 1386-1101	Parking Lot & Roadway Replacments	\$1,295,000
	T 1445-1102	Roof Restoration in Moline	\$598,400
Danville	T 1446-1102	Parking Lot/Entry Drive Replacement/Upgrade	\$328,213
	T 1447-1102	Entry Stairs and Bridge improvements	\$172,480
Harper	512		
	T 1265-1100	Unit Ventilator Heater Replacements	\$184,770
	T 1487-1202	Technology Center Mechanical/Electrical Rehab	\$128,880
	T 1068-0998	HVAC Upgrades Blding P	\$206,460
	T 1175-1199	Washroom Upgrade-NEC	\$267,500
	T 1179-1199	Northeast Center (NEC) 1999 PHS Alterations	\$1,278,500
	T 1307-1200	Plumbing System/Cross Connection Controls	\$300,000
	T 1379-1101	Sidewalk Replacement	\$569,748
	T 1380-1101	Tuckpointing	\$440,008
	T 1381-1101	Stair Tread Replacement	\$148,995
	T 1382-1101	Utility Tunnel Repairs	\$248,325
	T 1383-1101	Sidewalk Repairs	\$63,548
	T 1384-1101	Roof Repairs-A, B, & C	\$629,996
	T 1385-1101	Cafeteria Washroom Renovation	\$89,380
	T 1457-1102	Masonry Tuckpointing-Bldings A & B	\$291,448
	T 1458-1102	ADA Automatic Door Openers	\$95,000
	T 1459-1102	Walking Brdge and ADA Sidewalk Improvements	\$91,400
	T 1460-1102	Tunnel Repairs	\$250,000
	T 1461-1102	Sidewalk Replacement	\$272,152
T 1462-1102	Asbestos Abatement - Campus Wide	\$200,000	
Heartland	540		
	T 1342-0701	Emergency Notification System	\$83,000
Highland	T 1467-1202	Emergency Exit Lighting System	\$38,150
	519		
Illinois Central	T 1371-1101	Sidewalk Replacement/ADA Upgrade	\$384,500
	T 1372-1101	Air Filtration-Auto Body Shop	\$212,960
	T 1441-1002	Sidewalk Replacements/Upgrade -Campuswide	\$144,000
	T 1442-1002	Moisture Migration Control-Building S	\$470,690
	TE 1498-0103	Auto Body Paint Booth Upgrade	\$81,500
	T 1272-1100	Circle Drive Roadway/Drainage Rehab	\$325,000

Illinois Community College Board
Table V-14
CAPITAL PROJECTS UNDER CONSTRUCTION
FUNDING AUTHORIZED BY PROTECTION, HEALTH, & SAFETY LEGISLATION

<u>District</u>	<u>ICCB Project #</u>	<u>Project Name</u>	<u>Approved Budget</u>
	T 1273-1100	Sanitary Sewer Rehabilitation Ph. I	\$110,000
	T 1343-0901	Asbestos Abatement -TK Building	\$92,608
	T 1344-0901	Life Safety Renovations-TK Building	\$2,039,527
	T 1397-1101	Roof Replacement- Perley Building	\$162,000
	T 1416-0302	Chiller Replacement Phase I	\$387,200
		Illinois Community College Board	
	T 1463-1102	Parking Lot A & B Life Safety	\$320,000
	T 1464-1102	Campus Security System Improvements-Ph I	\$80,000
	T 1465-1102	Laboratory Exhaust System Replacement	\$200,000
Illinois Eastern	529		
	B 0922-0697	Miscellaneous ADA Improvements	\$505,000
	B 0924-0697	Exit Door Modif.-Olney Central	\$126,000
	B 0979-1197	Environmental Barriers	\$366,300
	B 0980-1197	Exit Modifications	\$61,700
	B 0981-1197	Curtain Replacement	\$55,700
	B 0982-1197	Stage Floor Replacement	\$48,400
	B 0984-1197	Roof Replacements	\$128,400
	BE 1253-0500	HVAC Replacement-Richard Mason Building	\$453,400
	BE 1254-0500	Natorium Dehumidification and Ventilation	\$272,300
	BE 1255-0500	Acoustical Control/Pool Lighting	\$102,900
	BE 1256-0500	Natorium Structural Corrections	\$183,100
	BE 1257-0500	HVAC Replacement - 3 Buildings	\$145,200
	B 1289-1100	Energy Management Systems Replacement	\$381,200
	B 1290-1100	HVAC Systems Replacement	\$1,636,600
	B 1291-1100	Site Paving and Lighting	\$35,800
	B 1292-1100	Exterior Rehab	\$160,400
	B 1293-1100	Floor Drain Pipe Replacement-LTC Crisp Blding	\$26,600
	B 1294-1100	Bleacher Replacement	\$147,600
	B 1422-0902	Door & Hardware Accessibility - WVC & FCC	\$149,200
	B 1423-0902	Storm Drain- Applied Arts Building	\$72,600
	B 1424-0902	Bleacher Replacement -ADA & Code	\$181,500
	B 1425-0902	Door Replacements - LTC & WVC	\$33,900
	B 1426-0902	Gymnasium Floor Replacement	\$525,100
	B 1427-0902	HVAC Unit Replacements	\$447,700
	B 1428-0902	Interior Lighting Upgrade-Applied Arts Bld	\$201,300
	B 1429-0902	Air Quality- Paint Booth Installation	\$205,700
	B 1430-0902	Roof Replacements/Repair	\$727,000
	B 1431-0902	Sanitary Sewer Replacement	\$56,900
	B 1432-0902	Stairway/Lobby Glazing-Wattleworth & Theatre	\$144,000
	B 1433-0902	Exterior Wall and Fascia Renovations	\$542,100
	B 1434-0902	Site Lighting - LTC & WVC	\$261,400
Illinois Valley	513		
	T 0659-0794	Asbestos/Maintenance Bldg.	\$32,040
	T 0661-0794	Asbestos Removal-Bookstore	\$200,400
	T 1029-1297	Electrical Infrastr. Repairs	\$78,000
	T 1092-1198	Emergency Generator Switchgear	\$110,000
	T 1093-1198	Energy Mgmt. System Upgrade	\$125,000
	T 1094-1198	ADA Signage Compliance	\$30,000

Illinois Community College Board
Table V-14
CAPITAL PROJECTS UNDER CONSTRUCTION
FUNDING AUTHORIZED BY PROTECTION, HEALTH, & SAFETY LEGISLATION

<u>District</u>	<u>ICCB Project #</u>	<u>Project Name</u>	<u>Approved Budget</u>
	T 1095-1198	Indoor Air Quality Project	\$30,000
	T 1098-1198	College Emergency Warning System	\$325,000
	BT 1154-0399	HVAC Air System- Bldgs A,B,C	\$4,723,714
	T 1237-1299	College Emergency Warning System Ph. II	\$250,000
	T 1238-1299	Access.Sidewalks & Drainage Improvements-E.C.	\$125,000
	T 1242-1299	Control Systems Upgrade	\$220,000
	T 1285-1100	Lighting and Motion Sensors	\$66,097
	T 1286-1100	Partial Ceiling Repalcement	\$96,604
	T 1287-1100	Campus Wide Security/Surveillance System	\$359,170
	T 1288-1100	Air Handler/Duct Upgrades-D & E	\$167,786
	T 1345-1001	HVAC Rework for Bldgs A,B,C	\$325,000
	T 1346-1001	Replacement of Kewanee & Iron Fireman Boilers	\$435,000
	T 1347-1001	Replace of all A/C for Gym & Cultural Center	\$140,000
	T 1348-1001	Air. Moisture, Infiltration/Phase V	\$250,000
	T 1436-0902	Preheat & Cooling Coils Replacements (A-G)	\$155,200
	T 1437-0902	Boiler and Pump Replacement - Blding E	\$215,500
	T 1438-0902	Accessibility Project-Add Elevator in Gym	\$312,000
	T 1439-0902	Compressor Chiller Replacements (Bldings A-E)	\$471,225
Joliet	525		
	B 1001-1297	Renovate Water Heating System	\$408,968
	B 1003-1297	Upgrade Electrical Distr Sys	\$96,630
	T 1336-1200	Entrance Ramp Replacement -J Building	\$600,000
	T 1406-1201	Roof Replacements Phase I - Main Campus	\$600,000
	T 1407-1201	Lighting Improvements	\$285,000
	TE 1471-1202	Exterior Wall Deterioration Repairs	\$180,000
	T 1472-1202	Roof Repairs/Replacements-Ph. II -Main Campus	\$600,000
	T 1473-1202	Unit Ventilators Replacement in Building K	\$200,000
	T 1474-1202	Window Repairs & Replacement on Main Campus	\$200,000
Kaskaskia	501		
	B 1331-1200	Mechanical Repairs/Improvements (Campus Wide)	\$1,900,000
	T 1335-1200	ADA Signage (Campus Wide)	\$72,160
	T 1389-1101	ADA Accessibility- College Enrollment Center	\$222,841
	T 1390-1101	Roof Replacement-Science/ Tech/Health/Busn	\$113,986
	T 1391-1101	Auditorium Lighting Upgrade	\$103,400
	T 1469-1202	Cafeteria Renovations	\$529,788
	T 1470-1202	Roof Replacements-Science & Technology Blding	\$82,552
Kishwaukee	523		
	T 1100-1198	Campus Safety and ADA Upgrades	\$296,967
Lake County	532		
	T 0224-1188	Fire Protection System	\$65,000
	T 1183-1199	LRC Boiler and Temperature Control Upgrade	\$278,000
	T 1185-1199	Chiller Replacement - C Wing	\$250,000
	T 1299-1200	Lighting Retrofit Ph. II	\$204,000
	T 1300-1200	Circuit Breaker Panels Replacement	\$180,000
	T 1301-1200	Window Retrofits A/B Wings	\$174,000
	T 1302-1200	Waterproofing A/B Penthouse-Wings	\$170,000
	T 1303-1200	Waterproofing (west side) Lake Shore South	\$72,000
	T 1401-1201	Window (exterior) Sealant Replacement	\$560,000

Illinois Community College Board
Table V-14
CAPITAL PROJECTS UNDER CONSTRUCTION
FUNDING AUTHORIZED BY PROTECTION, HEALTH, & SAFETY LEGISLATION

<u>District</u>	<u>ICCB Project #</u>	<u>Project Name</u>	<u>Approved Budget</u>
	T 1402-1201	Fire Suppression/Exhaust Syst/Lancers Kitchen	\$39.000
	T 1403-1201	Fire & Emergency Response System Renovations	\$113.000
	T 1404-1201	Tuckpointing and Sealant Repair - A/B Wings	\$156.000
	T 1405-1201	Roof Replacement - Lakeshore South Building	\$132.000
	TE 1410-0102	Entrance Modifications- Southlake Campus	\$68.500
Lake Land	517		
	T 1216-1299	Roof Replacements-Admin & Student Svcs Blding	\$275.000
	T 1364-1101	Parking Lot Modifs Improvements -NE Lot/Road	\$50.000
	T 1365-1101	Upgrade Library Power Sources	\$113.762
	T 1366-1101	Lighting Improvements (3 bldings and parking)	\$230.000
	T 1367-1101	Sidewalk Improvements	\$195.000
	T 1368-1101	Boiler Replacement	\$415.433
	T 1450-1102	Drainage. Grading. Roadway Improvements	\$130.000
	T 1451-1102	Roof Replacement -SE Classroom Blding	\$230.000
	T 1452-1102	Noise Level Improvements in HVAC System	\$85.000
	T 1453-1102	Door Replacements & Automatic Door Openers	\$310.000
	TE 1488-1202	Electrical Grounding Improvements (Emergency)	\$120.000
Lewis and Clark	536		
	T 1120-1298	Campus Improvements	\$3,500.000
Lincoln Land	526		
	B 1141-1298	East Entrance and Exit	\$339.400
	B 1142-1298	Sangamon/Menard Hall Renovations	\$675.000
	B 1339-0401	Asbestos Abatement-1st Floor Menard Hall	\$144.110
	B 1341-0501	Western Region Education Center Upgrade	\$1,100.000
	TE 1363-1101	Bleacher- Code Modifications	\$33.700
Logan	530		
	T 1251-0400	Main Entrance Road Improvements	\$433.000
	T 1370-1101	Various PHS Projects	\$615.000
	T 1418-0902	Roof Replacement - Building D	\$124.073
	T 1419-0902	Accessibility Work-Auditorium C138	\$118.490
	T 1420-0902	Accessibility Compliance Work- Phase II	\$177.386
	T 1421-0902	Guardrail Modifications/Replacement	\$54.450
	TE 1435-0902	Transformer Replacement	\$96.800
	TE 1490-1202	Accessibility Work in O'Neil Auditorium	\$90.800
	TE 1491-1202	Transformer Replacements-OFC & Lift Station	\$145.200
	TE 1492-1202	Roof and Parapet Repairs	\$224.200
Moraine Valley	524		
	T 1120-1298	Toilet Room Exhaust	\$139.230
	T 1203-1299	Campus Code Corrections	\$1,165,972
	T 1304-1200	Ventilation Systems-Ph II-Bldings A & B	\$352.440
	T 1305-1200	Entrance Replacement -Building C	\$127.460
	T 1306-1200	Accessible Pathways around Building B	\$148.875
	T 1387-1101	Air Handler Replacement in Building A	\$822.390
	TE 1388-1101	Campus Security Phase III	\$186.000
	T 1466-1102	Air Handler Replacement in Building L	\$812.650
	TE 1489-1202	Fire Sprinkler Upgrade- Buildings B & G	\$700,000
Morton	527		
	T 0497-0892	Roofing/Waterproofing Repairs	\$1,155.824

Illinois Community College Board
Table V-14
CAPITAL PROJECTS UNDER CONSTRUCTION
FUNDING AUTHORIZED BY PROTECTION, HEALTH, & SAFETY LEGISLATION

<u>District</u>	<u>ICCB Project #</u>	<u>Project Name</u>	<u>Approved Budget</u>
Parkland	T 1101-1198	Building Envelope Improvements	\$1,000,000
	T 1409-1201	Parking Lots.Roadways, Walkways Replacement	\$1,000,000
	505		
	T 1115-1198	Storage Tank Modifications	\$120,000
	T 1244-1299	Second Floor Academic Wing Connection	\$366,000
	T 1246-1299	Drainage Improvements-Ph.I Parking Lots	\$400,000
	T 1247-1299	Electrical System Upgrades	\$258,000
	T 1337-1200	Second Floor Academic Wing Connection Ph II	\$700,000
	T 1338-1200	Drainage Improvements Phase II	\$800,000
	T 1411-0102	Chemistry Lab Remodeling	\$550,000
	T 1412-0102	Drainage Improvements Phase III	\$1,050,000
	T 1493-1202	Theatre Rigging Replacement	\$100,000
	T 1494-1202	Electrical Transformer Relocation/Replacement	\$450,000
	T 1495-1202	Campus Computer Safety Monitoring Sys - Ph I	\$80,000
Prairie State	T 1496-1202	A/C Pit Safety Improvement	\$150,000
	T 1497-1202	Drainage Improvements Ph IV	\$975,000
	515		
	T 1010-1297	ADA Facilities Compliance	\$2,412,810
Rend Lake	T 1205-1299	Biology Labs Safety/Accessibility Compliance	\$695,040
	T 1440-1002	Renovation of "K" & Main Bldg	\$394,260
	521		
Richland	B 1117-1198	Energy Conservation Project	\$713,500
	T 1201-1299	ADA Lift Replacement and Door Hardware	\$40,000
	T 1295-1100	Early Notification Warning System	\$210,800
	T 1373-1101	Theater Stage Floor Replacement	\$54,200
	T 1374-1101	Sidewalk Replacement	\$44,312
	T 1375-1101	HVAC Equipment Replacement	\$41,236
	T 1448-1102	Gutter and Downspout Replacements	\$138,900
	537		
Rock Valley	T 1107-1198	HVAC Upgrade	\$538,000
	B 1259-0700	Indoor Air Quality	\$1,933,895
	T 1314-1200	Elevator Equipment Upgrade	\$48,000
	T 1315-1200	Grease Trap Modifications	\$30,000
	T 1316-1200	Security Lighting (exterior) & Call Boxes	\$78,000
	T 1318-1200	Sidewalk Replacements	\$118,800
	T 1319-1200	Steam System Modifications	\$63,600
	T 1320-1200	Cooling Tower Piping Replacement	\$240,000
	T 1321-1200	ing Upgrade-Energy Efficiency	\$180,000
	T 1395-1101	Boiler Room Modifications	\$93,900
	T 1396-1101	Electrical Systems Modifications	\$37,800
	T 1456-1102	Roof Repairs	\$497,400
	511		
	T 0814-0996	Campus Intercm/PA Sys - Cancel	\$531,000
	T 0815-0996	Inter.Guardrail Renov. -Cancel	\$41,840
T 1277-1100	Fire Alarm System Upgrade-Campus Wide	\$1,073,800	
T 1279-1100	Backflow Valve/Fire Pumps-Samuelson Rd. Ctr.	\$82,600	
T 1282-1100	HVAC Utility Upgrade	\$454,300	

Illinois Community College Board
Table V-14
CAPITAL PROJECTS UNDER CONSTRUCTION
FUNDING AUTHORIZED BY PROTECTION, HEALTH, & SAFETY LEGISLATION

<u>District</u>	<u>ICCB Project #</u>	<u>Project Name</u>	<u>Approved Budget</u>
	T 1376-1101	ADA Renovations-Student Center	\$885,000
	T 1377-1101	Pond Dredging	\$147,500
	T 1378-1101	Windoe Replacement-Bell School Road Center	\$42,480
	T 1443-1002	Elevator Installation in PE Center	\$206,500
Sandburg	TE RECEIVED	Interior Lighting Renovations	\$41,300
	518		
	T 1275-1100	ADA Upgrade - East Foyer	\$518,850
	T 1276-1100	Elevator Replacement-Building D	\$140,616
	TE 1341-0801	Roof Replacement at Galesburg Building	\$59,288
	T 1349-1001	Dental hygiene Building Tuckpointing	\$109,080
	T 1413-0202	Code Compliance in Lower E- Wing	\$138,362
	T 1414-0202	Bleacher Replacement	\$90,485
	T 1415-0202	HVAC Unit in Building F	\$52,636
Sauk Valley	506		
	T 0456-1191	Accessibility Improvements	\$226,926
	T 1121-1198	Egress Corrections-2nd Fl West	\$208,375
	T 1222-1299	HVAC Temperature Control Upgrade	\$329,076
	T 1296-1100	Exterior Concrete Surface Repairs - Ph.III	\$431,880
	T 1297-1100	Roof Restoration - Buildings T1 & T2	\$129,010
	T 1298-1100	Electrical System Deficiency Corrections	\$127,234
	T 1398-1201	T-1 Modifications - Local of RAMP project	\$100,742
	T 1399-1201	Exterior Concrete Surface Repair Phase IV	\$231,400
	T 1400-1201	Cooling Towers Replacement	\$320,760
	T 1454-1102	Domestic Water System Repair	\$324,000
	T 1455-1102	Theater Renovation	\$262,543
Shawnee	531		
	T 1417-0402	Lighting Upgrade-Campus Entrance	\$193,600
South Suburban	510		
	T 1188-1199	Various PHS Improvements	\$300,000
	T 1392-1101	Cooling Tower Repairs	\$127,200
	T 1393-1101	Classroom Lighting & HVAC Improvements	\$57,600
	T 1468-1202	Chemistry Lab Renovation (Code Upgrades)	\$430,000
Southwestern	522		
	T 0718-0695	Plumbing Renovations-Belleveil	\$134,400
	T 0796-0496	Elec Renovations-Belleville	\$224,000
	T 1060-0998	Mechanical Renovations-GC/PSOP	\$32,480
	T 1061-0998	Fire/Warning Sys.-RB/GC/PSOP	\$143,360
	T 1062-0998	Electr Renovations Ph I-Bellev	\$192,000
	T 1063-0998	Aluminum Wiring Ph II-Bellev	\$493,440
	T 1231-1299	Main Corridor Ceiling Wiring Tray-BC	\$303,600
	T 1232-1299	Plumbing/Restroom Renovations-BC	\$566,700
	T 1233-1299	Door Hardware Replacement-BC	\$83,770
	T 1234-1299	Fire Alarm/Warning System-Library & Cafeteria	\$76,050
	T 1235-1299	Electrical/Mechanical Renovations-BC	\$263,350
	T 1236-1299	Plumbing/Mechanical Renovations BC & RBC	\$51,750
	T 1308-1200	Elevator (3)Retrofits /Emerg. Lowering Device	\$28,830
	T 1309-1200	Fire Alarm/Warning Sys-Ph I Classrooms	\$69,400
	T 1310-1200	Cafeteria/Code Corrections	\$667,900

Illinois Community College Board
Table V-14
CAPITAL PROJECTS UNDER CONSTRUCTION
FUNDING AUTHORIZED BY PROTECTION, HEALTH, & SAFETY LEGISLATION

<u>District</u>	<u>ICCB Project #</u>	<u>Project Name</u>	<u>Approved Budget</u>
	T 1311-1200	Chemistry Rooms/Labs Update	\$78,020
	T 1312-1200	Plumbing/Toilet Fixture Additions-BACC	\$109,650
	TE 1350-1001	HVAC Renovations-Computer Room at Belleville	\$75,500
	T 1351-1101	Electrical System Upgrade-Granite City	\$120,200
	T 1352-1107	Remove Incinerator & Replace Concrete	\$26,000
	T 1353-1101	Replace Ceiling/Lighting-PSOP Center	\$101,228
	T 1354-1101	Elevator Installation-PSOP Center	\$200,000
	T 1355-1101	Electrical System Modifications-PSOP Center	\$38,400
	T 1356-1101	Handicapped Accessible Door Hardware	\$153,300
	T 1357-1101	Tuckpointing & Refinsh Atrium Windows	\$36,300
	T 1358-1101	Main Frame Room Upgrades-Belleville	\$70,900
	T 1359-1101	Mechanical Upgrades to Phase I-Belleville	\$393,300
	T 1360-1101	Repair Broken Sidewalk & Handicap Access	\$29,700
	T 1361-1101	Toilet Room Conversion-Belleville	\$241,900
	T 1362-1101	Toilet Room Renovation-Belleville	\$104,700
	T 1475-1202	Computer Room HVAC Upgrades - IS Room	\$77,600
	T 1476-1202	Office Ceiling/Lighting-PSOP Center	\$68,600
	T 1477-1202	Art Dept Code & Storage Code Upgrades	\$350,000
	T 1478-1202	Asbestos Abatement in Farmhouse	\$38,400
	T 1479-1202	Dehumidifiers-BACC	\$91,700
	T 1480-1202	Parking Lot Lighting-Bell. Campus	\$265,314
	T 1481-1202	Corridor Upgrades-Phase III- Bell. Campus	\$148,600
	T 1482-1202	Safety Repairs to Welding Dept - Belleville	\$28,800
	T 1483-1202	Incinerator Disposal-G.C. Campus	\$100,000
	T 1484-1202	Replace Ceiling, Lights, & Floors - Granite C	\$303,800
	T 1485-1202	Asbestos Floor Tile Replacement-PSOP Center	\$175,600
	T 1486-1202	Furnace Replacements-R.B. Campus	\$33,000
Spoon River	534		
	B 1124-1298	Parking/Entry Drive Upgrade	\$677,000
	B 1125-1298	Asphalt Sidewalk Replacement	\$116,000
	B 1126-1298	Galvanized Piping Replacement	\$353,000
	B 1127-1298	HVAC & Plumbing Modifications	\$2,368,000
	B 1128-1298	Lighting Upgrade	\$201,000
	B 1129-1298	Glass & Glazing Replacement	\$771,000
	T 1212-1299	Lighting/Security Upgrades-Parking Lot A,B,C	\$148,500
Triton	504		
	T 1171-1199	Security System Upgrade	\$600,000
	T 1369-1101	Asbestos Survey & Abatement	\$300,000
	T 1449-1102	Service Tunnel Improvements	\$300,000
Waubensee	516		
	T 1025-1297	AC Chiller Conversion-Phase II	\$400,000
	T 1026-1297	Power Supply Upgrades	\$50,000
	T 1144-1298	A/C Chiller Conversion Ph.III	\$300,000
	T 1208-1299	Sanitary Sewer Rehabilitation	\$292,680
	T 1210-1299	ADA Accessible Entrance-Erick.Hall Vestibule	\$29,510
	T 1211-1299	Fire Alarm Upgrade-Campuswide	\$100,000
	T 1330-1200	HVAC Upgrade Ph.II	\$1,390,000
	T 1408-1201	Campus Security Upgrade	\$200,000

Illinois Community College Board
Table V-14
CAPITAL PROJECTS UNDER CONSTRUCTION
FUNDING AUTHORIZED BY PROTECTION, HEALTH, & SAFETY LEGISLATION

<u>District</u>	<u>ICCB Project #</u>	<u>Project Name</u>	<u>Approved Budget</u>
Wood	T 1444-1002 539	HVAC Upgrades-Dickson, Bodie, VonOhlen PhIII	\$1,499,625
	T 0758-1095	ADA Accessibility Compliance	\$25,000
	T 0865-1296	Lighting Retrofits	\$103,200
	T 0866-1296	Electrical Improvements	\$56,400
	T 0867-1296	Security/Safety Upgrades	\$42,000
	T 0869-1296	HVAC Replacement	\$240,000
	T 0871-1296	ADA/Code Plumbing Upgrades	\$40,200

BEST COPY AVAILABLE

179

Illinois Community College Board
Table V-15
CAPITAL RENEWAL PROJECTS APPROVED FOR FISCAL YEAR 2001

<u>District</u>	<u>Grant Allocation</u>	<u>Project</u>	<u>Budget</u>
Black Hawk	219,400		
Chicago	1,778,700		
Danville	204,400		
DuPage	556,700		
Elgin	279,000		
Harper	339,100		
Heartland	0		
Highland	127,700		
Illinois Central	275,500		
Illinois Eastern	212,400		
		Porch Columns Replacement - Clock Tower Center Energy Management System	52,000 152,400
Illinois Valley	127,900		
Joliet	250,400		
Kankakee	108,600		
Kaskaskia	108,400		
Kishwaukee	136,200		
Lake County	299,500		
Lake Land	112,500		
Lewis & Clark	204,500		
Lincoln Land	169,000		
Logan	139,700		
McHenry	133,600		
Moraine Valley	269,700		
Morton	97,100		
Oakton	256,200		
Parkland	199,200		
Prairie State	142,900		
Rend Lake	109,000		
Richland	83,700		
Rock Valley	195,900		
Sandburg	92,100		
Sauk Valley	166,600		
Shawnee	45,200		
South Suburban	218,400		
Southeastern	103,400		
Southwestern	211,800		
		Fitness Center/Field House Renovation	112,500
Spoon River	86,100		
Triton	343,500		
		Computer Room A/C and Control Replacement Remodel College Center and Buildings L and T	30,000 785,400
Waubensee	229,800		
Wood	53,700		
	<u>\$8,687,500</u>		
		Renovations in Buildings E and S	490,200
		Allied Health Department Renovations	150,000
		Red Bud Phase IV Renovations Cafeteria/Kitchen Renovation	425,500 417,338
		Roof Rehabilitation - Business Building Roof Replacement - 1708 Main St. Melrose Park	\$146,000 \$174,600
			<u>\$3,450,838</u>

NOTE: Projects may include prior year's capital renewal grant allocations
SOURCE OF DATA: ICCB Records

Illinois Community College Board
Table V-16
CAPITAL RENEWAL PROJECTS APPROVED FOR FISCAL YEAR 2002

<u>District</u>	<u>Grant Allocation</u>	<u>Project</u>	<u>Budget</u>
Black Hawk	\$219,600		
Chicago	\$1,879,700	Districtwide - Sidewalk and Parking Lot Improvements	\$8,000,000
Danville	\$204,600		
DuPage	\$561,400		
Elgin	\$280,100	Plaza Deck Restoration/Waterproofing - Ph IV	\$336,000
Harper	\$368,400		
Heartland	\$38,900		
Highland	\$127,900		
Illinois Central	\$319,700		
Illinois Eastern	\$215,600	Districtwide - FY02 Capital Renewal	\$215,600
Illinois Valley	\$128,000		
Joliet	\$257,300		
Kankakee	\$108,700		
Kaskaskia	\$94,500		
Kishwaukee	\$136,500		
Lake County	\$304,600		
Lake Land	\$129,200	Classroom (4) Tiered Seating Renovation	\$129,200
Lewis & Clark	\$204,700	Carpeting, Sidewalk, Step, Door, & Misc Replcmts	\$291,600
Lincoln Land	\$169,100		
Logan	\$179,500		
McHenry	\$133,700		
Moraine Valley	\$270,000		
Morton	\$97,200		
Oakton	\$256,500	Lavoratory Resoration Phase II	\$256,500
Parkland	\$185,000		
Prairie State	\$158,300		
Rend Lake	\$109,100		
Richland	\$85,800	Mueller Student Center Renovations	\$250,000
Rock Valley	\$250,700	Piping Renovations at Student Center	\$531,000
Sandburg	\$92,200		
Sauk Valley	\$166,800		
Shawnee	\$45,200		
South Suburban	\$237,700	West Roadway Renovation	\$127,349
		Restroom Renovations (selected)	\$71,040
		Performing Arts Center-selected improvements	\$281,880
Southeastern	\$103,500		
Southwestern	\$274,600		
Spoon River	\$86,200		
Triton	\$343,800		
Waubonsee	\$230,100	South Parking Lot Repaving	\$250,000
Wood	\$53,100		
	<u>\$8,687,500</u>		

NOTE: Projects may include prior year's capital renewal grant allocations

SOURCE OF DATA: ICCB Records

Illinois Community College Board
Table V-17
CAPITAL RENEWAL PROJECTS APPROVED FOR FISCAL YEAR 2003

<u>District</u>	<u>Grant Allocation</u>	<u>Project</u>	<u>Budget</u>
Black Hawk	\$212,632		
Chicago	\$1,467,297		
Danville	\$212,884		
DuPage	\$579,503		
Elgin	\$286,276		
Harper	\$389,495		
Heartland	\$94,748		
Highland	\$136,118		
Illinois Central	\$329,998		
Illinois Eastern	\$221,415	District Wide Improvements-FY 03 Cap Renewal	\$298,400
Illinois Valley	\$159,444		
Joliet	\$270,552		
Kankakee	\$107,927		
Kaskaskia	\$97,449		
Kishwaukee	\$140,927		
Lake County	\$319,982	Parking Lot #4 Pavement Repairs	\$684,020
Lake Land	\$143,422		
Lewis & Clark	\$247,728		
Lincoln Land	\$207,969		
Logan	\$187,645		
McHenry	\$138,025		
Moraine Valley	\$278,166	Learning Resources Center Remodeling	\$850,000
Morton	\$100,382		
Oakton	\$264,776	Lavoratory Restorations -Phase III	\$371,500
Parkland	\$231,278	Exterior Facility Renovation Phase I	\$185,000
		Masonry Repair and Renovation	\$100,000
		Rooftop Cupalow Removal	\$100,000
Prairie State	\$167,564		
Rend Lake	\$117,046		
Richland	\$88,557		
Rock Valley	\$261,627		
Sandburg	\$95,164		
Sauk Valley	\$172,187		
Shawnee	\$61,884		
South Suburban	\$245,416	Restroom Renovations-Main Building	\$245,000
Southeastern	\$100,962	Lecture Hall Renovations	\$372,300
Southwestern	\$275,884		
Spoon River	\$88,945		
Triton	\$360,093	Parking Lot Repairs	\$999,996
Waubonsee	\$191,412		
Wood	\$54,824		
Total	<u>\$9,107,603</u>		

NOTE: Projects may include prior year's capital renewal grant allocations
SOURCE OF DATA: ICCB Records

BEST COPY AVAILABLE



U.S. Department of Education
Office of Educational Research and Improvement (OERI)
National Library of Education (NLE)
Educational Resources Information Center (ERIC)



REPRODUCTION RELEASE

(Specific Document)

I. DOCUMENT IDENTIFICATION:

Title: Data and Characteristics of the Illinois Public Community College System	
Author(s): Illinois Community College Board	
Corporate Source:	Publication Date: August 2003

II. REPRODUCTION RELEASE:

In order to disseminate as widely as possible timely and significant materials of interest to the educational community, documents announced in the monthly abstract journal of the ERIC system, *Resources in Education* (RIE), are usually made available to users in microfiche, reproduced paper copy, and electronic media, and sold through the ERIC Document Reproduction Service (EDRS). Credit is given to the source of each document, and, if reproduction release is granted, one of the following notices is affixed to the document.

If permission is granted to reproduce and disseminate the identified document, please CHECK ONE of the following three options and sign at the bottom of the page.

The sample sticker shown below will be affixed to all Level 1 documents

The sample sticker shown below will be affixed to all Level 2A documents

The sample sticker shown below will be affixed to all Level 2B documents

PERMISSION TO REPRODUCE AND DISSEMINATE THIS MATERIAL HAS BEEN GRANTED BY

Sample

TO THE EDUCATIONAL RESOURCES INFORMATION CENTER (ERIC)

1

PERMISSION TO REPRODUCE AND DISSEMINATE THIS MATERIAL IN MICROFICHE, AND IN ELECTRONIC MEDIA FOR ERIC COLLECTION SUBSCRIBERS ONLY, HAS BEEN GRANTED BY

Sample

TO THE EDUCATIONAL RESOURCES INFORMATION CENTER (ERIC)

2A

PERMISSION TO REPRODUCE AND DISSEMINATE THIS MATERIAL IN MICROFICHE ONLY HAS BEEN GRANTED BY

Sample

TO THE EDUCATIONAL RESOURCES INFORMATION CENTER (ERIC)

2B

Level 1

Level 2A

Level 2B

Check here for Level 1 release, permitting reproduction and dissemination in microfiche or other ERIC archival media (e.g., electronic) and paper copy.

Check here for Level 2A release, permitting reproduction and dissemination in microfiche and in electronic media for ERIC archival collection subscribers only

Check here for Level 2B release, permitting reproduction and dissemination in microfiche only

Documents will be processed as indicated provided reproduction quality permits.
If permission to reproduce is granted, but no box is checked, documents will be processed at Level 1.

I hereby grant to the Educational Resources Information Center (ERIC) nonexclusive permission to reproduce and disseminate this document as indicated above. Reproduction from the ERIC microfiche or electronic media by persons other than ERIC employees and its system contractors requires permission from the copyright holder. Exception is made for non-profit reproduction by libraries and other service agencies to satisfy information needs of educators in response to discrete inquiries.

Sign here, →

Signature: cn file	Printed Name/Position/Title: Virginia McMillan, Executive VP	
Organization/Address: Illinois Community College Board 401 East Capitol Ave, Springfield, IL 62701	Telephone: 217-785-0011	FAX: 217-785-0090
	E-Mail Address: vmcmillan@iccb. state.il.us	Date: 9/16/03



III. DOCUMENT AVAILABILITY INFORMATION (FROM NON-ERIC SOURCE):

If permission to reproduce is not granted to ERIC, or, if you wish ERIC to cite the availability of the document from another source, please provide the following information regarding the availability of the document. (ERIC will not announce a document unless it is publicly available, and a dependable source can be specified. Contributors should also be aware that ERIC selection criteria are significantly more stringent for documents that cannot be made available through EDRS.)

Publisher/Distributor:
Address:
Price:

IV. REFERRAL OF ERIC TO COPYRIGHT/REPRODUCTION RIGHTS HOLDER:

If the right to grant this reproduction release is held by someone other than the addressee, please provide the appropriate name and address:

Name:
Address:

V. WHERE TO SEND THIS FORM:

Send this form to the following ERIC Clearinghouse:

ERIC Clearinghouse for Community Colleges
UCLA
3051 Moore Hall, Box 951521
Los Angeles, CA 90095-1521
310/825-3931
800/832-8256
310/206-8095 fax

However, if solicited by the ERIC Facility, or if making an unsolicited contribution to ERIC, return this form (and the document being contributed) to:

ERIC Processing and Reference Facility
4483-A Forest Boulevard
Lanham, Maryland 20706

Telephone: 301-552-4200
Toll Free: 800-799-3742
FAX: 301-552-4700

e-mail: ericfac@inet.ed.gov

WWW: <http://ericfac.piccard.csc.com>