

## DOCUMENT RESUME

ED 480 768

JC 030 460

AUTHOR Sheldon, Debra  
TITLE Report on Local Investments of Partnership Funds: Investments for 2002-2003.  
INSTITUTION California Community Colleges, Sacramento. Office of the Chancellor.  
PUB DATE 2003-04-00  
NOTE 102p.  
AVAILABLE FROM For full text: [http://www.cccco.edu/divisions/tris/rp/rp\\_doc/local\\_invest\\_rpt\\_2003.pdf](http://www.cccco.edu/divisions/tris/rp/rp_doc/local_invest_rpt_2003.pdf).  
PUB TYPE Numerical/Quantitative Data (110) -- Reports - Research (143)  
EDRS PRICE EDRS Price MF01/PC05 Plus Postage.  
DESCRIPTORS \*Basic Skills; \*Budgeting; Budgets; \*Community Colleges; Expenditures; \*Financial Policy; Job Skills; Money Management; \*Professional Development; Resource Allocation; Transfer Rates (College); Two Year Colleges  
IDENTIFIERS \*California

## ABSTRACT

This report was created with the goal of showing how California Community College districts have been using their funds from the Partnership For Excellence during the 2002-03 fiscal year. The report is based upon the individual findings of 108 colleges which was gathered through an online survey that asked each district to report data on the Partnership activities being taken for each goal, the amount of money which were being allocated for each of the various activities, their object and activity codes as defined in the Chancellor's Office Budget and Accounting Manual, and the numbers of faculty and staff during the 2002-03 fiscal year. The survey has a single page summary for the expenditures of each district and other information organized by the five Partnership goal areas: Transfer, degrees and certificates, successful course completion, workforce preparation, and basic skills. The specific funds given to each goal area are as follows: 24% given to the transfer goal, 21.6% given to degrees and certificates, 23.6% given to successful course completion, 15.3% given to workforce development, and 16.6% given to the basic skills area. The report concludes with a warning that readers should be aware of adjustments and limitations when attempting to draw conclusions from the data presented. Contains two appendices. (MZ)

# Report on Local Investments of Partnership Funds

April 2003

## Investments for 2002-2003

PERMISSION TO REPRODUCE AND  
DISSEMINATE THIS MATERIAL HAS  
BEEN GRANTED BY

T. Nussbaum

TO THE EDUCATIONAL RESOURCES  
INFORMATION CENTER (ERIC)

1

U.S. DEPARTMENT OF EDUCATION  
Office of Educational Research and Improvement  
EDUCATIONAL RESOURCES INFORMATION  
CENTER (ERIC)

- This document has been reproduced as received from the person or organization originating it.
- Minor changes have been made to improve reproduction quality.
- Points of view or opinions stated in this document do not necessarily represent official OERI position or policy.



Chancellor's Office  
California Community Colleges

BEST COPY AVAILABLE

IC 030460



**Members of  
the Board**

Desirree-Michelle Abshire  
*San Francisco*

George T. Caplan  
*Los Angeles*

Brian E. Conley  
*Santa Ana*

Amy B. Dean  
*San Jose*

Melinda Guzman Moore  
*Fair Oaks*

Antonia Hernandez  
*Los Angeles*

Fahari Jeffers  
*San Diego*

Julie Korenstein  
*Northridge*

Richard H. Leib  
*Solana Beach*

Carolyn Russell  
*Long Beach*

Catherine L. Unger  
*Los Angeles*

Leslie Wang  
*Galt*

Ronald W. Wong  
*Pasadena*

**Officers of the Board**

Catherine L. Unger, *President*  
Antonia Hernandez, *Vice President*

George T. Caplan, *CPEC Representative*  
Amy B. Dean, *CPEC Alternate*

**Office of the Chancellor**

Thomas J. Nussbaum  
*Chancellor*

Victoria P. Morrow  
*Interim Executive Vice Chancellor*

Ralph Black  
*General Counsel*

Dona L. Boatright  
*Interim Vice Chancellor for Educational Services*

Linda Michalowski  
*Interim Vice Chancellor for Student Services and Special Programs*

Helga Martin  
*Assistant to the Chancellor/Board Liaison*

Mary Gill  
*Interim Vice Chancellor for  
Governmental Relations and External Affairs*

Patrick Perry  
*Vice Chancellor for  
Technology, Research, and Information Services*

Robert Turnage  
*Vice Chancellor for Fiscal Policy*

Fusako Yokotobi  
*Vice Chancellor for Human Resources*

# Report on Local Investments of Partnership Funds

---

Investments for 2002-2003

April 2003

---

Prepared by  
Debra Sheldon  
of the Research and Planning Unit  
Technology, Research and Information Systems Division  
Chancellor's Office, California Community Colleges  
1102 Q Street  
Sacramento, California 95814-6511  
(916) 322-2818  
Fax (916) 324-6073  
E-Mail Address: [DSheldon@cccco.edu](mailto:DSheldon@cccco.edu)

# *Table of Contents*

<b>Preface</b> .....	<i>i</i>
<b>Executive Summary</b> .....	<i>iii</i>
<b>Statewide Summary</b> .....	1
<b>Partnership for Excellence Local Investments, by District, in Alphabetical Order</b> .....	5
<b>Appendix A</b> <b>Chartered Legislation on Partnership for Excellence (Education Code Section 84754)</b>	
<b>Appendix B</b> <b>Partnership for Excellence Survey of Local Investments of Partnership Funds, November 2002- January 2003</b>	

## Preface

This *Report on Local Investments of Partnership Funds*<sup>1</sup> has been created to show how California Community College districts have been using their Partnership for Excellence dollars for the 2002-03 fiscal year. All 108 colleges provided information, which was gathered through the online PFE Local Investment Survey during November 2002-April 2003. We asked districts to report data on the Partnership activities being undertaken for each goal, the amounts of money which were being allocated for each of the various activities, their object and activity codes as defined in the Chancellor's Office Budget and Accounting Manual, and the numbers of faculty and staff paid and/or newly hired during the 2002-03 fiscal year.

The report provides a compact single-page summary of each district's budgeted expenditures for the 2002-03 fiscal year. Each district and/or college page includes information organized by the five Partnership goal areas: Transfer, Degrees and Certificates, Successful Course Completion, Workforce Preparation, and Basic Skills. When activities cut across more than one goal, districts were asked to estimate the percentage of the dollar amount for each activity that was applicable to each goal. Easy-to-read bar graphs complement the tabulations of goal-specific fund amounts and staffing information, to assist readers in interpreting key figures.

We extend our appreciation to each of the local district and/or college contacts who provided the data for this report and to the following Chancellor's Office staff who were largely responsible for making this report a reality. Debra Sheldon was the principle author of the report and was responsible for designing the survey, collecting data, creating the graphs and writing the executive summary. Chino Lee and Vipul Patel developed the internet-based application of the survey to collect the data and provided excellent ongoing technical support. Zoanne Laurente was responsible for the design of the original district report layout.

Any comments or questions about the report may be directed to Debra Sheldon, (916) 322-2818 or via e-mail at [DSheldon@cccco.edu](mailto:DSheldon@cccco.edu).

Patrick Perry, Vice Chancellor  
Technology, Research and Information Systems Division

Willard Hom, Director  
Research and Planning  
April 2003

---

<sup>1</sup> formerly entitled the *Partnership for Excellence REPORT of Reports*

# *Executive Summary*

## **Background of the Partnership for Excellence**

The Partnership for Excellence is a mutual commitment by the State of California and the California Community Colleges system to expand significantly the contribution of the community colleges to the social and economic success of California. It is structured in phases, with substantial financial investment by the State in exchange for a credible commitment from the system to specific student and performance outcomes. The State appropriated a total of \$100 million in 1998-99, \$145 million in 1999-00, \$300 million in 2000-01, \$300 million in 2001-02 and \$300 million in 2002-03<sup>2</sup> for the Partnership.

As its responsibility, the System has committed to achieving by 2005-06, performance outcomes which reflect high-priority policy objectives of the State. The performance outcomes were derived from the mission of the California Community Colleges, and are projected from 1995-96, 1997-98 or 1998-99 base year data, depending upon the goal. Through 2002-03, Partnership for Excellence goals are state-level only and funds are allocated on a Full-Time Equivalent Student (FTES) basis. (See Appendix A for the complete legislative text of the Partnership for Excellence.)

After extensive consultation, the five performance goals were established in the areas of transfer, degrees and certificates, successful course completion, workforce development, and basic skills improvement. Three of the five goals were then revised by the Board of Governors in July of 2000. A recent report entitled, *System Performance on Partnership for Excellence Goals*<sup>3</sup> (April 2003) presents district- and college-level MIS baseline information specific to the system-wide goals for two most recent fiscal year periods where data is available, 2000-01, and 2001-02.

## ***The Report on Local Investments of Partnership Funds – Investments for 2002-03***

This report provides a summary of the investments submitted by the colleges for the *Report on Local Investments of Partnership Funds*. (See Appendix B for a copy of the district reporting survey.) It was compiled to show how California's community college districts budgeted their allocation of PFE funds for the 2002-03 fiscal year. Districts and/or colleges were asked to provide information on their planned activities for each goal area; the amounts of money which were being allocated for those different activities, the object and activity codes as defined in the Chancellor's Office Budget and Accounting Manual which categorise the use of funds; and the

---

<sup>2</sup> Due to the current state budget shortfall, however, the Partnership for Excellence, along with most community college programs, was subjected to mid-year budget reductions for the 2002-03 fiscal year. Since the exact extent of the amount of the cut to the Partnership is still undetermined as of the publication of this report, the figures included here are based upon the assumption that the System did receive the \$300 million originally enacted for 2002-03, and do not reflect the effects of the 2002-03 mid-year budget cuts.

<sup>3</sup> formerly entitled *The Partnership for Excellence FACT Book*

number of faculty and staff paid and/or newly hired with Partnership dollars. Reports to the Chancellor's Office came by request during November through April 2003. The *Report on Local Investments* is based on complete material from all 108 colleges.

## **Overview**

In prior years and in the current year, the California Community College system has used Partnership for Excellence funds to initiate, augment and expand programs, activities, and services that contributed to the identified goals. The survey of colleges asked for investment information tied to activities for each of the goals. Taken as a whole, they provide a general sense of the kinds of areas that have been receiving attention. Some funds have been used to build the capacity of the college to deliver a wide range of improvements across the college (including staff development and technological infrastructure); still others expanded the hours of operation, provided additional faculty and staffing, and offered new programs or services which target known needs previously unaddressed. However, in light of the current fiscal crisis, more districts and colleges are using funds to maintain, rather than initiate new programs or activities.

Various strategies have been employed in investing PFE funds. Some colleges have used PFE monies to augment or maintain existing core expenditures already targeting the goals; other colleges used the PFE funds as new dollars for sustained programming. Often, the integration of these funds with other funds to accomplish what, in so many cases, were existing college goals, also leaves absent the total amount of investments on the target goals and how they extend, and are interwoven with previous efforts. Therefore, conclusions about the merits of the particular investments and their ability to deliver on goals cannot be easily drawn. This report does not contain sufficient information to derive such inferences. What it does provide is indication that every area of instruction and student services is being brought into the effort to reach the PFE goals by 2005-06.

## **Systemwide Quantitative Summary and Summaries by Goal**

This year's report, as in prior years, provides a single page, compact summary of each district's investments for the current fiscal year. Each district page includes investments, categorized by the five PFE goal areas: (1) Transfer; (2) Degrees and Certificates; (3) Successful Course Completion; (4) Workforce Preparation; (5) Basic Skills. The grand totals from all of the 108 colleges are provided on a statewide summary sheet immediately following this executive summary. The Statewide Summary shows that as a whole districts and/or colleges hired or planned to hire 157<sup>4</sup> new full-time faculty, 249<sup>4</sup> part-time faculty, and 83<sup>4</sup> non-instructional staff paid in part or entirely from Partnership funds in the 2002-03 fiscal year. The number of employees that were not new hires during the 2002-03 fiscal year, but were being paid in part or completely from Partnership dollars included 4,483<sup>4</sup> full-time faculty, 4,184<sup>4</sup> part-time faculty, and 1,407<sup>4</sup> non-instructional staff. In addition, the compilation of the individual college and district reports shows that districts invested the entire \$300,000,000 total received from the State for the 2002-03 fiscal year.

---

<sup>4</sup> Please see page *vi* of this Executive Summary, the "Notes to the Report" section for qualifications regarding these figures for persons hired and/or paid.



Understanding that many activities cross all Partnership goals, and that the following figures are based upon district estimates<sup>5</sup>, investments break down in the following ways:

For **Goal 1 – Transfer**, colleges reported:

- Estimated investments for the 2002-03 fiscal year of \$68,780,104 or 24% of the total dollars available.

For **Goal 2 – Degrees and Certificates**, colleges reported:

- Estimated investments for the 2002-03 fiscal year of \$64,756,427 or 21.6% of the total dollars available.

For **Goal 3 – Successful Course Completion**, colleges reported:

- Estimated investments for the 2002-03 fiscal year of \$70,863,051 or 23.6% of the total dollars available.

For **Goal 4 – Workforce Development**, colleges reported:

- Estimated investments for the 2002-03 fiscal year of \$45,769,833 or 15.3% of the total dollars available.

For **Goal 5 – Basic Skills**, colleges reported:

- Estimated investments for the 2002-03 fiscal year of \$49,830,586 or 16.6% of the total dollars available.

### **Areas of Focused Attention**

Based on the activity codes of investments colleges provided in the survey, colleges are dedicating their attention and funding to the following areas.

**Instructional Areas:** All 108 colleges reported planned or actual expenditures in this area. The colleges reported monies being spent on hiring of additional faculty in Basic Skills, Math, and English, various disciplines and workforce development; hiring of librarians; providing faculty and staff development; and developing curriculum. Included here are expenditures addressing remedial and basic skills needs, expenditures to enhance writing, language, and testing labs; to expand course offerings especially in English as a Second Language (ESL); enhanced Career Centers; and acquisition of additional learning resources. This area of focused attention – on increased faculty, instructional support and curriculum – represents the largest proportional share of investments, representing 53.8 percent of the total for 2002-03.

**Student Services:** Based on the information provided, it seems that the colleges believe that the expansion of student services is critical to successful attainment of the Partnership goals. Of the 108 colleges, 103 indicated hiring expenditures in this area including increases in the number of counselors; tutoring services; education advisors; DSPS – Bridge program and other support; student outreach, Evaluation and Articulation Officers; Financial Aid Officers; admissions and records support; Transfer Center Directors and support staff; and Student Services support in general. Investments in this area represent 18.5 percent for 2002-03.

---

<sup>5</sup> Please see “Notes to the Report” section, page vi, for qualifications regarding these figures.

***Non-Instructional Areas:*** Activities in this area focus on enhancing services and resources to support instruction and student services. They include expansion of library services (hours of operation, support staff, and book purchases and subscriptions); hiring Learning Center Directors; distance learning; computer support services; computer labs; technical training of faculty; upgraded software; computer network software and support; multi-media resources; enhancement of campus research capability; and hiring researchers. One hundred and four (104) colleges reported investments in this area, which represent about 15.4 percent of the total dollars for 2002-03.

***Infrastructure and Facilities:*** Ninety-six (96) of the colleges reported planned or implemented improvements to facilities and other infrastructure enhancements. Some of these funds will be spent to acquire or expand off-site facilities for increased course offerings related to the Partnership for Excellence. Other expenditures include salaries for custodial staff, renovation of labs; renovation of classrooms and equipment; information technology infrastructure; replacement of classroom furniture; and other improvements to campus facilities. Some of the expenditures are viewed as “one-time only” in nature. Total investments of this type represent 10.6 percent of the total for 2002-03.

The remaining 1.7 percent of the total expenditures for 2002-03 either had not yet been allocated at the time of the survey, were being used to supplement baseline budgets across all categories, or were set aside for contingencies or miscellaneous projects and programs. Seventeen (17) colleges reported funds in this category.

### **Notes to the Report**

The Chancellor's Office obtained detailed reports from all 108 of the California Community Colleges. Yet readers should be aware of several adjustments and limitations when attempting to draw conclusions from the data presented here.

In reviewing and presenting financial and goal-related information provided by districts and colleges, Research and Planning staff made an adjustment to the data of twelve districts for creating district and statewide summaries. Allan Hancock, Desert, El Camino, Monterey, Palomar, Pasadena, San Diego, San Joaquin Delta, Sequoias, Southwestern, West Hills and West Kern districts reported expenditures exceeding the Partnership dollars they were allocated, since they also expended general funds towards PFE goals and, in some cases, had difficulty identifying the exact percentage of Partnership vs. general funds attributable to each activity. The figures reported by these districts were adjusted downward to reflect the amount of Partnership dollars actually allocated.

A second limitation is related to the figures on page v detailing investments, broken down by each goal area. If an activity addressed more than one goal, districts were asked to estimate the percentages of the dollar amount spent on the activity attributable to each goal. These figures are based upon the professional judgment and interpretation of those responsible for completing the survey, since there is no commonly agreed upon definition of how to classify investments by

*Executive Summary*

goal areas if there is overlap amongst the goals. They are estimates, not actual amounts, and should be treated as such.

A third note pertains to changes in the method of analysis used in the September 2000 report vs. that used in this and prior year's reports for the focused areas of attention section of this summary. The analysis contained in this year's report is based upon activity codes reported by districts. The analysis for the September 2000 report relied upon hand coding of each activity by Research and Planning staff. As such, the data and the analysis does not support comparisons from this year to years published in September 2000 and prior.

Finally, district and statewide investment totals related to hiring are based on counts of actual persons, not full-time equivalent (FTE) positions. In addition, employees who were paid or newly hired in the 2002-2003 fiscal year entirely out of Partnership dollars and those who were paid only in part from Partnership funds are counted equally. Finally, West Valley-Mission districts did not report staffing figures so the statewide total will be lower. Consequently, hiring figures, especially statewide totals presented in this report, should be taken as estimates.

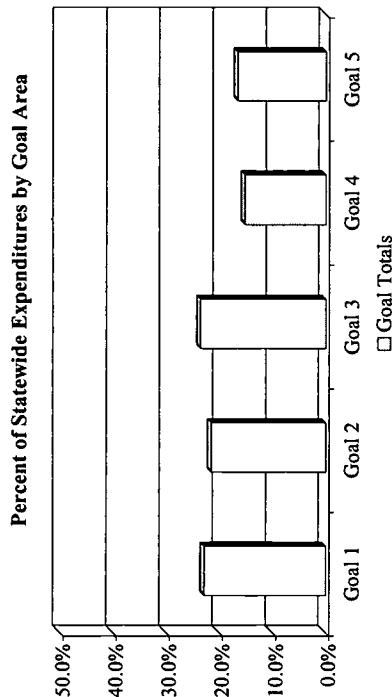
# *Statewide Summary*

## **Statewide Summary**

**PARTNERSHIP FOR EXCELLENCE**  
**REPORT ON LOCAL INVESTMENTS OF PARTNERSHIP FUNDS**  
*Academic and Fiscal Years 2002-2003*

**STATEWIDE SUMMARY**

		<u>2002-2003</u>	
<b>Total Funds Allocated to Districts</b>		<b>\$300,000,000</b>	
<b>Expenditures by Goal Area</b>	<b>Goal Totals</b>	<b>% of Total</b>	
Goal 1 - Transfer	\$68,780,104	22.9%	
Goal 2 - Degrees & Certificates	\$64,756,427	21.6%	
Goal 3 - Course Completion	\$70,863,051	23.6%	
Goal 4 - Workforce Development	\$45,769,833	15.3%	
Goal 5 - Basic Skills	\$49,830,586	16.6%	

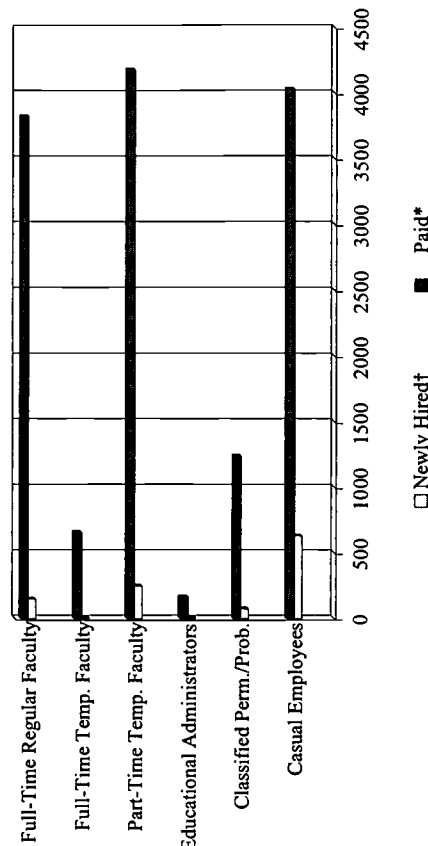


**Actual and/or Planned Persons (not FTEs)**

**Paid or Hired with PFE funds:**

	<b>2002-2003</b>	
	<b>Paid*</b>	<b>Newly Hired†</b>
Full-Time Regular Faculty	3,827	150
Full-Time Temp. Faculty	656	7
Part-Time Temp. Faculty	4,184	249
Educational Administrators	167	7
Classified Perm./Prob. (Full-time only)	1,240	76
Casual Employees	4,035	629

**District Personnel Paid or Hired from PFE Funds**



\*Paid refers to employees who are being paid wholly or in part from PFE funds, regardless of the year they were hired. Paid totals may also include new hires.

†Newly hired refers to employees who are being paid wholly or in part from PFE funds who were or will be newly hired in the 2002-03 FY.

Chancellor's Office Contact: Debra K. Sheldon  
 Phone Number: (916) 322-2818  
 Email: DSheldon@ccccco.edu

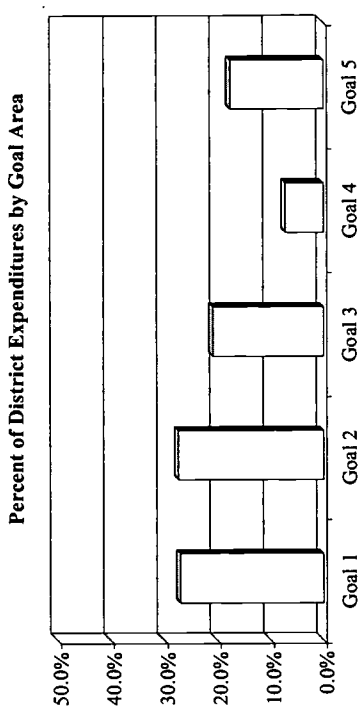
# *Local Investments by District*

## **Local Investments by District**

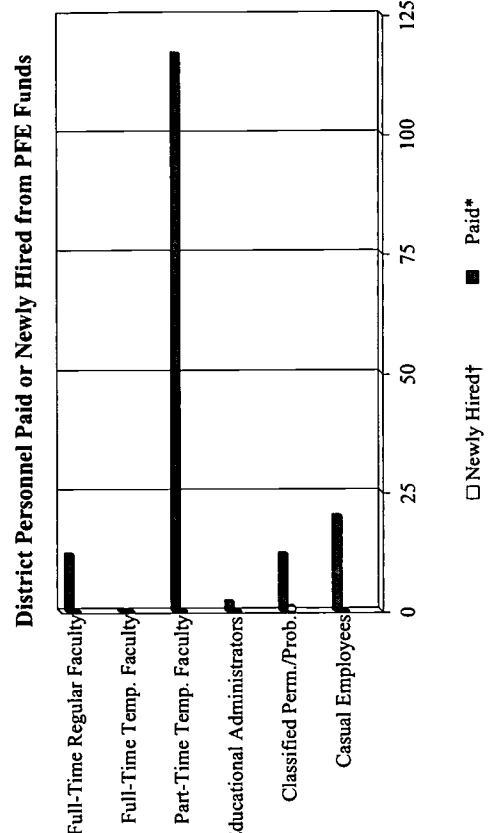
**PARTNERSHIP FOR EXCELLENCE**  
**REPORT ON LOCAL INVESTMENTS OF PARTNERSHIP FUNDS**  
*Academic and Fiscal Year 2002-2003*

Allan Hancock Joint CCD

<b>Total District Investments</b>	<u>2002-2003</u>	
	\$2,499,685	
<b>Percent of Statewide Allocation</b>	0.8%	
<b>Expenditures by Goal Area</b>	<b>Goal Totals</b>	<b>% of Total</b>
Goal 1 - Transfer	\$676,071	27.0%
Goal 2 - Degrees & Certificates	\$683,956	27.4%
Goal 3 - Course Completion	\$519,279	20.8%
Goal 4 - Workforce Development	\$181,899	7.3%
Goal 5 - Basic Skills	\$438,481	17.5%



Actual and/or Planned Persons (not FTEs) Paid or Newly Hired with PFE funds:	2002-2003	
	Paid*	Newly Hired†
Full-Time Regular Faculty	12	0
Full-Time Temp. Faculty	0	0
Part-Time Temp. Faculty	117	0
Educational Administrators	2	0
Classified Perm./Prob. (Full-time only)	12	1
Casual Employees	20	0




\*Paid refers to employees who are being paid wholly or in part from PFE funds, regardless of the year they were hired. Paid totals may also include new hires.  
†Newly hired refers to employees who are being paid wholly or in part from PFE funds who were or will be newly hired in the 2002-03 FY.

District Contact: Elizabeth Miller  
Phone Number: 805-922-6966 X 3221  
Email: Emiller@Sbceco.org

**PARTNERSHIP FOR EXCELLENCE**  
**REPORT ON LOCAL INVESTMENTS OF PARTNERSHIP FUNDS**  
*Academic and Fiscal Year 2002-2003*

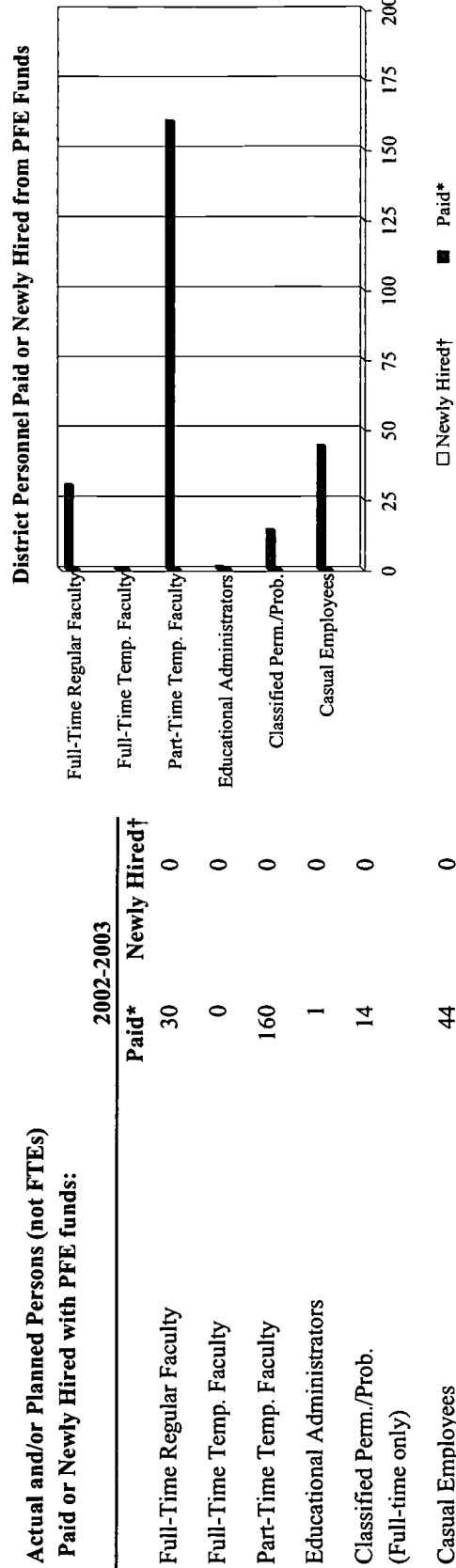
**Antelope Valley CCD**



**Total District Investments**      2002-2003  
 \$2,280,488

**Percent of Statewide Allocation**      0.8%

<b>Expenditures by Goal Area</b>	<b>Goal Totals</b>	<b>% of Total</b>
Goal 1 - Transfer	\$867,064	38.0%
Goal 2 - Degrees & Certificates	\$449,430	19.7%
Goal 3 - Course Completion	\$447,668	19.6%
Goal 4 - Workforce Development	\$250,088	11.0%
Goal 5 - Basic Skills	\$266,238	11.7%



**Actual and/or Planned Persons (not FTEs) Paid or Newly Hired with PFE funds:**

	2002-2003	
	Paid*	Newly Hired†
Full-Time Regular Faculty	30	0
Full-Time Temp. Faculty	0	0
Part-Time Temp. Faculty	160	0
Educational Administrators	1	0
Classified Perm./Prob. (Full-time only)	14	0
Casual Employees	44	0

\*Paid refers to employees who are being paid wholly or in part from PFE funds, regardless of the year they were hired. Paid totals may also include new hires.  
 †Newly hired refers to employees who are being paid wholly or in part from PFE funds who were or will be newly hired in the 2002-03 FY.

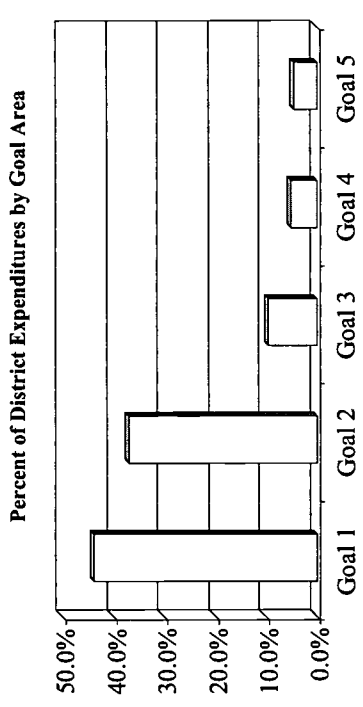
District Contact: Jackie Fisher, Sr.  
 Phone Number: 661-722-6304  
 Email: Jfisher@Avc.edu



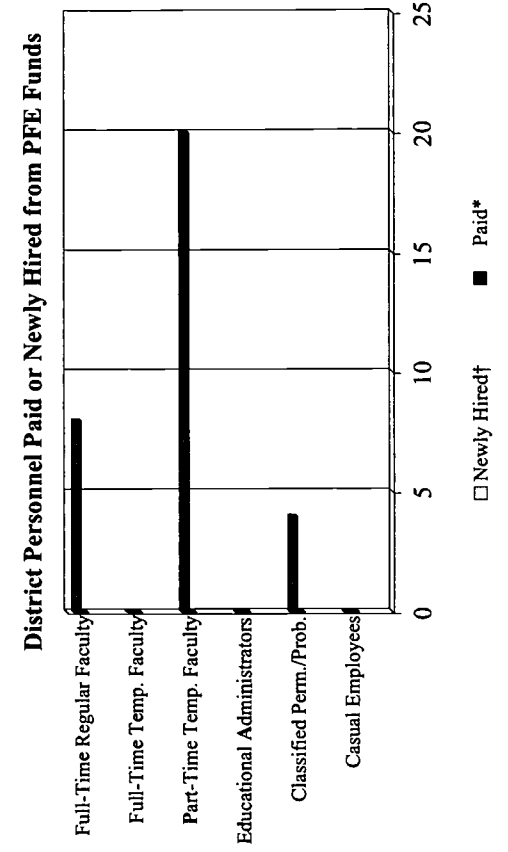
**PARTNERSHIP FOR EXCELLENCE**  
**REPORT ON LOCAL INVESTMENTS OF PARTNERSHIP FUNDS**  
*Academic and Fiscal Year 2002-2003*

**Barstow CCD**

<b>Total District Investments</b>	<u>2002-2003</u>	
	\$900,000	
<b>Percent of Statewide Allocation</b>	0.3%	
<b>Expenditures by Goal Area</b>	<b>Goal Totals</b>	<b>% of Total</b>
Goal 1 - Transfer	\$394,716	43.9%
Goal 2 - Degrees & Certificates	\$333,162	37.0%
Goal 3 - Course Completion	\$85,700	9.5%
Goal 4 - Workforce Development	\$45,786	5.1%
Goal 5 - Basic Skills	\$40,636	4.5%



	2002-2003	
	Paid*	Newly Hired†
Full-Time Regular Faculty	8	0
Full-Time Temp. Faculty	0	0
Part-Time Temp. Faculty	20	0
Educational Administrators	0	0
Classified Perm./Prob. (Full-time only)	4	0
Casual Employees	0	0



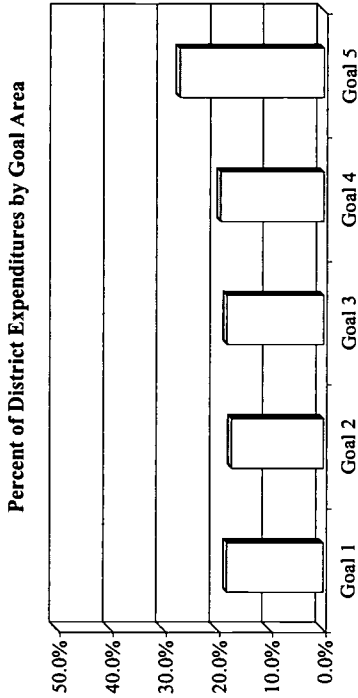
\*Paid refers to employees who are being paid wholly or in part from PFE funds, regardless of the year they were hired. Paid totals may also include new hires.  
 †Newly hired refers to employees who are being paid wholly or in part from PFE funds who were or will be newly hired in the 2002-03 FY.

District Contact: Charles C. Mitchell  
 Phone Number: 760-252-2411 X 7290  
 Email: Cmittchel@Barstow.cc.ca.us

**PARTNERSHIP FOR EXCELLENCE**  
**REPORT ON LOCAL INVESTMENTS OF PARTNERSHIP FUNDS**  
*Academic and Fiscal Year 2002-2003*

**Butte CCD**

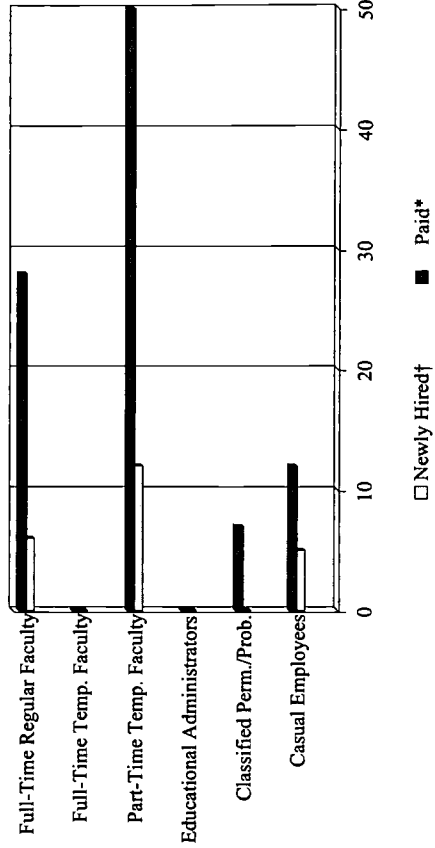
<b>Total District Investments</b>	<b>2002-2003</b>
	\$3,164,539
<b>Percent of Statewide Allocation</b>	1.1%
<b>Expenditures by Goal Area</b>	<b>Goal Totals % of Total</b>
Goal 1 - Transfer	\$573,588 18.1%
Goal 2 - Degrees & Certificates	\$545,598 17.2%
Goal 3 - Course Completion	\$574,887 18.2%
Goal 4 - Workforce Development	\$614,177 19.4%
Goal 5 - Basic Skills	\$856,290 27.1%



**Actual and/or Planned Persons (not FTEs)  
Paid or Newly Hired with PFE funds:**

	<b>2002-2003</b>	
	<b>Paid*</b>	<b>Newly Hired†</b>
Full-Time Regular Faculty	28	6
Full-Time Temp. Faculty	0	0
Part-Time Temp. Faculty	50	12
Educational Administrators	0	0
Classified Perm./Prob. (Full-time only)	7	0
Casual Employees	12	5

**District Personnel Paid or Newly Hired from PFE Funds**



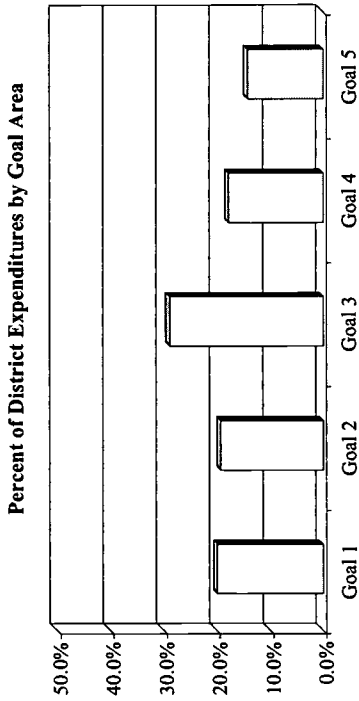
\*Paid refers to employees who are being paid wholly or in part from PFE funds, regardless of the year they were hired. Paid totals may also include new hires.  
†Newly hired refers to employees who are being paid wholly or in part from PFE funds who were or will be newly hired in the 2002-03 FY.

District Contact: Andrew Suleski  
Phone Number: 530-895-2500  
Email: Suleskian@Butte.cc.ca.us

**PARTNERSHIP FOR EXCELLENCE**  
**REPORT ON LOCAL INVESTMENTS OF PARTNERSHIP FUNDS**  
*Academic and Fiscal Year 2002-2003*

**Cabrillo CCD**

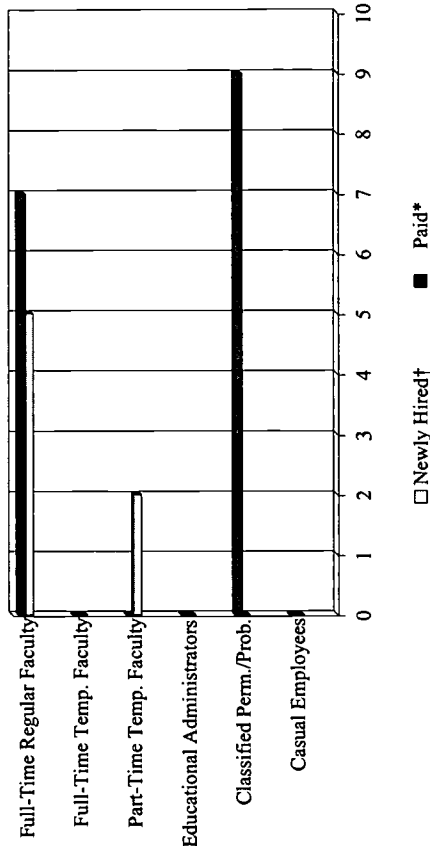
<b>Total District Investments</b>	<b>2002-2003</b>	
	\$2,920,355	
<b>Percent of Statewide Allocation</b>	1.0%	
<b>Expenditures by Goal Area</b>	<b>Goal Totals</b>	<b>% of Total</b>
Goal 1 - Transfer	\$580,637	19.9%
Goal 2 - Degrees & Certificates	\$562,731	19.3%
Goal 3 - Course Completion	\$843,746	28.9%
Goal 4 - Workforce Development	\$519,389	17.8%
Goal 5 - Basic Skills	\$413,853	14.2%



**Actual and/or Planned Persons (not FTEs)  
Paid or Newly Hired with PFE funds:**

	2002-2003	
	Paid*	Newly Hired†
Full-Time Regular Faculty	7	5
Full-Time Temp. Faculty	0	0
Part-Time Temp. Faculty	0	2
Educational Administrators	0	0
Classified Perm./Prob. (Full-time only)	9	0
Casual Employees	0	0

**District Personnel Paid or Newly Hired from PFE Funds**



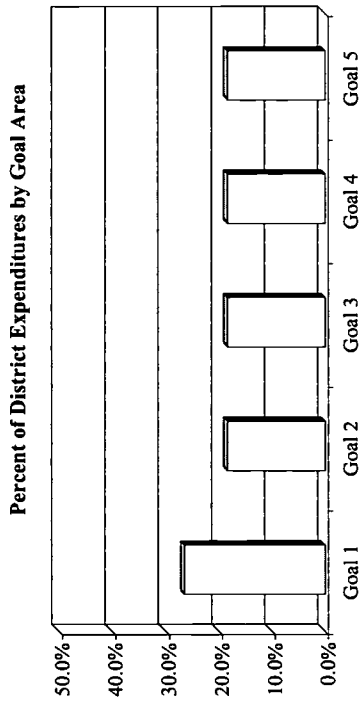
\*Paid refers to employees who are being paid wholly or in part from PFE funds, regardless of the year they were hired. Paid totals may also include new hires.  
†Newly hired refers to employees who are being paid wholly or in part from PFE funds who were or will be newly hired in the 2002-03 FY.

District Contact: Tess Hunt  
Phone Number: 831-479-6381  
Email: Tehunt@Cabrillo.cc.ca.us

**PARTNERSHIP FOR EXCELLENCE**  
**REPORT ON LOCAL INVESTMENTS OF PARTNERSHIP FUNDS**  
*Academic and Fiscal Year 2002-2003*

**Cerritos CCD**

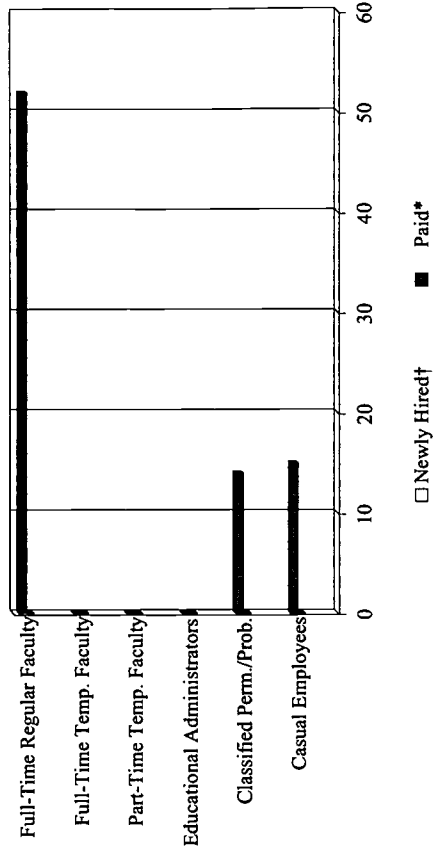
<b>Total District Investments</b>	<u>2002-2003</u>
	\$4,676,134
<b>Percent of Statewide Allocation</b>	1.6%
<b>Expenditures by Goal Area</b>	<b>Goal Totals % of Total</b>
Goal 1 - Transfer	\$1,239,227 26.5%
Goal 2 - Degrees & Certificates	\$859,227 18.4%
Goal 3 - Course Completion	\$859,227 18.4%
Goal 4 - Workforce Development	\$859,227 18.4%
Goal 5 - Basic Skills	\$859,227 18.4%



**Actual and/or Planned Persons (not FTEs)  
Paid or Newly Hired with PFE funds:**

	2002-2003	
	Paid*	Newly Hired†
Full-Time Regular Faculty	52	0
Full-Time Temp. Faculty	0	0
Part-Time Temp. Faculty	0	0
Educational Administrators	0	0
Classified Perm./Prob. (Full-time only)	14	0
Casual Employees	15	0

**District Personnel Paid or Newly Hired from PFE Funds**



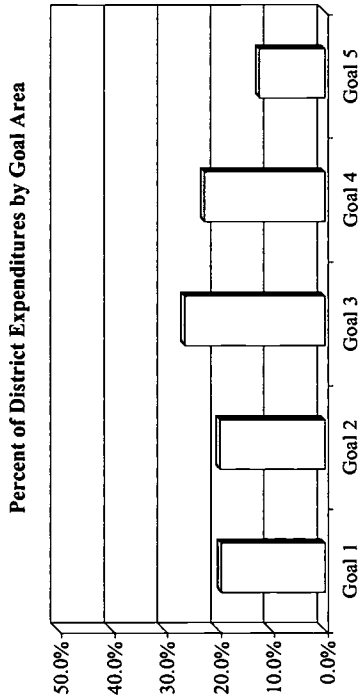
\*Paid refers to employees who are being paid wholly or in part from PFE funds, regardless of the year they were hired. Paid totals may also include new hires.  
†Newly hired refers to employees who are being paid wholly or in part from PFE funds who were or will be newly hired in the 2002-03 FY.

District Contact: John Boyle  
Phone Number: 562-860-2451 X 2226  
Email: jboyle@cerritos.edu

**PARTNERSHIP FOR EXCELLENCE**  
**REPORT ON LOCAL INVESTMENTS OF PARTNERSHIP FUNDS**  
*Academic and Fiscal Year 2002-2003*

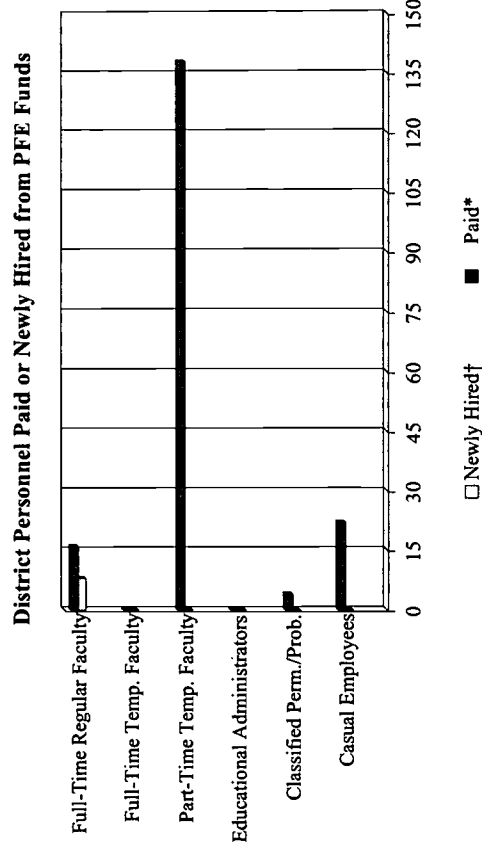
**Chabot-Las Positas CCD**

<b>Total District Investments</b>	<b>2002-2003</b>	
	\$4,304,275	
<b>Percent of Statewide Allocation</b>	1.4%	
<b>Expenditures by Goal Area</b>	<b>Goal Totals</b>	<b>% of Total</b>
Goal 1 - Transfer	\$835,225	19.4%
Goal 2 - Degrees & Certificates	\$847,472	19.7%
Goal 3 - Course Completion	\$1,129,435	26.2%
Goal 4 - Workforce Development	\$968,039	22.5%
Goal 5 - Basic Skills	\$524,104	12.2%



**Actual and/or Planned Persons (not FTEs)  
Paid or Newly Hired with PFE funds:**

	<b>2002-2003</b>	
	<b>Paid*</b>	<b>Newly Hired†</b>
Full-Time Regular Faculty	16	8
Full-Time Temp. Faculty	0	0
Part-Time Temp. Faculty	138	0
Educational Administrators	0	0
Classified Perm./Prob. (Full-time only)	4	0
Casual Employees	22	0



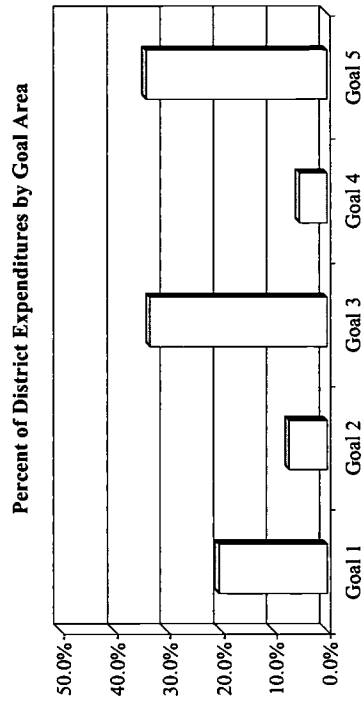
\*Paid refers to employees who are being paid wholly or in part from PFE funds, regardless of the year they were hired. Paid totals may also include new hires.  
†Newly hired refers to employees who are being paid wholly or in part from PFE funds who were or will be newly hired in the 2002-03 FY.

District Contact: Maria A. Flores  
Phone Number: 925-485-5232  
Email: mlflores@clpcod.org

**PARTNERSHIP FOR EXCELLENCE**  
**REPORT ON LOCAL INVESTMENTS OF PARTNERSHIP FUNDS**  
*Academic and Fiscal Year 2002-2003*

**Chaffey CCD**

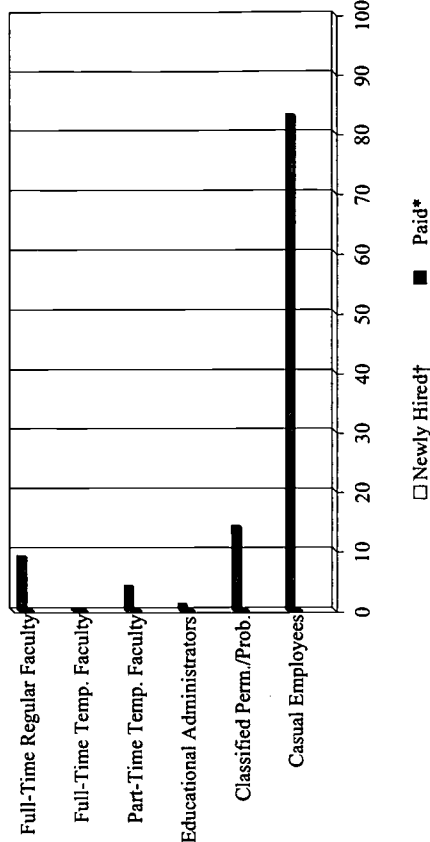
<b>Total District Investments</b>	<u>2002-2003</u>	
	\$3,386,472	
<b>Percent of Statewide Allocation</b>	1.1%	
<b>Expenditures by Goal Area</b>	<b>Goal Totals</b>	<b>% of Total</b>
Goal 1 - Transfer	\$689,829	20.4%
Goal 2 - Degrees & Certificates	\$240,806	7.1%
Goal 3 - Course Completion	\$1,128,241	33.3%
Goal 4 - Workforce Development	\$174,332	5.1%
Goal 5 - Basic Skills	\$1,153,265	34.1%



**Actual and/or Planned Persons (not FTEs)  
Paid or Newly Hired with PFE funds:**

	2002-2003	
	Paid*	Newly Hired†
Full-Time Regular Faculty	9	0
Full-Time Temp. Faculty	0	0
Part-Time Temp. Faculty	4	0
Educational Administrators	1	0
Classified Perm./Prob. (Full-time only)	14	0
Casual Employees	83	0

**District Personnel Paid or Newly Hired from PFE Funds**



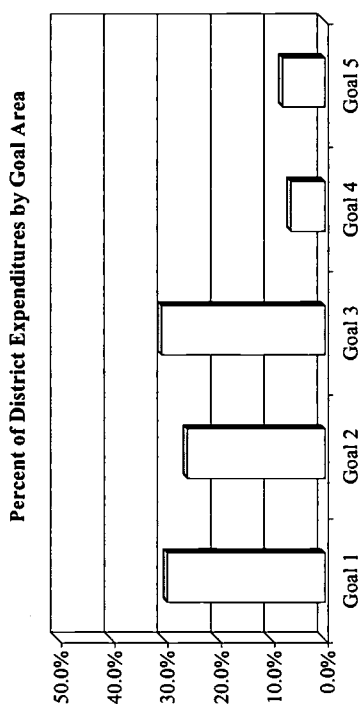
\*Paid refers to employees who are being paid wholly or in part from PFE funds, regardless of the year they were hired. Paid totals may also include new hires.  
†Newly hired refers to employees who are being paid wholly or in part from PFE funds who were or will be newly hired in the 2002-03 FY.

District Contact: Don Berz  
Phone Number: 909-941-2136  
Email: Dberz@Chaffey.cc.ca.us

**PARTNERSHIP FOR EXCELLENCE**  
**REPORT ON LOCAL INVESTMENTS OF PARTNERSHIP FUNDS**  
*Academic and Fiscal Year 2002-2003*

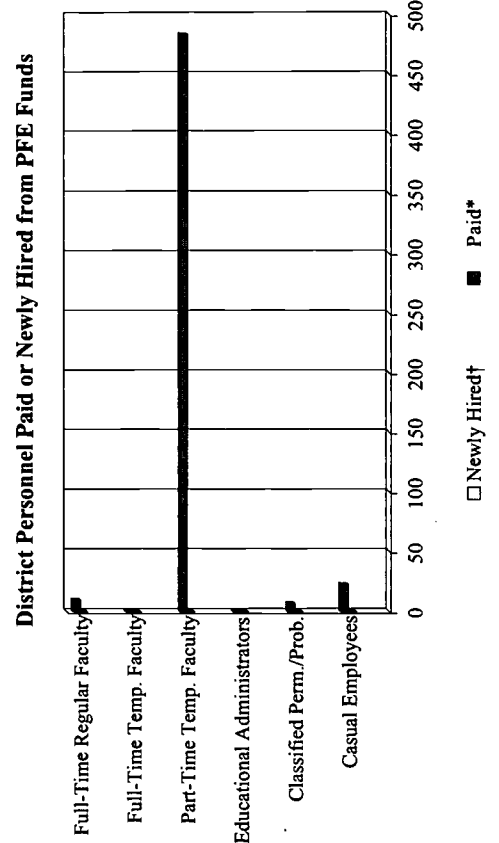
**Citrus CCD**

<b>Total District Investments</b>	<u>2002-2003</u>
	\$3,045,305
<b>Percent of Statewide Allocation</b>	1.0%
<b>Expenditures by Goal Area</b>	<b>Goal Totals % of Total</b>
Goal 1 - Transfer	\$897,477 29.5%
Goal 2 - Degrees & Certificates	\$783,894 25.7%
Goal 3 - Course Completion	\$930,644 30.6%
Goal 4 - Workforce Development	\$192,709 6.3%
Goal 5 - Basic Skills	\$240,581 7.9%



**Actual and/or Planned Persons (not FTEs)  
Paid or Newly Hired with PFE funds:**

	2002-2003	
	Paid*	Newly Hired†
Full-Time Regular Faculty	10	0
Full-Time Temp. Faculty	0	0
Part-Time Temp. Faculty	484	0
Educational Administrators	0	0
Classified Perm./Prob. (Full-time only)	7	0
Casual Employees	23	0



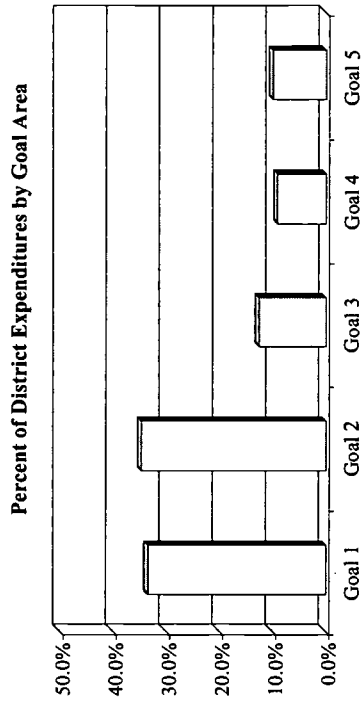
\*Paid refers to employees who are being paid wholly or in part from PFE funds, regardless of the year they were hired. Paid totals may also include new hires.  
†Newly hired refers to employees who are being paid wholly or in part from PFE funds who were or will be newly hired in the 2002-03 FY.

District Contact: Carol Horton  
Phone Number: 626-914-8886  
Email: Horton@Citrus.cc.ca.us

**PARTNERSHIP FOR EXCELLENCE**  
**REPORT ON LOCAL INVESTMENTS OF PARTNERSHIP FUNDS**  
*Academic and Fiscal Year 2002-2003*

**Coast CCD**

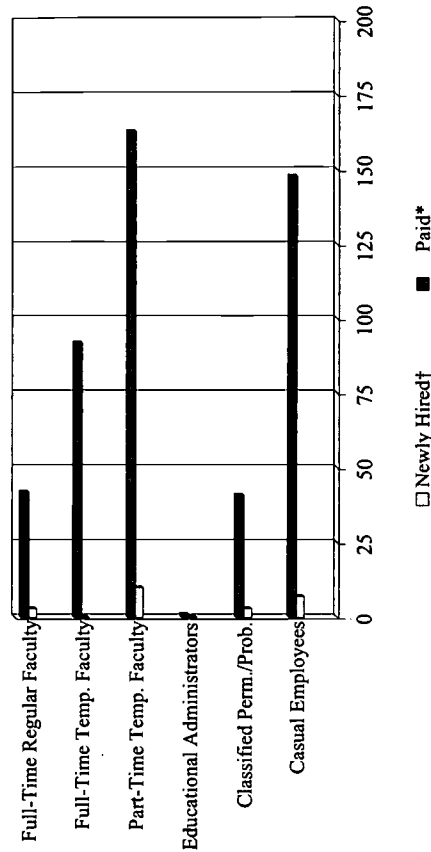
<b>Total District Investments</b>	<b>2002-2003</b>
	<b>\$9,451,461</b>
<b>Percent of Statewide Allocation</b>	<b>3.2%</b>
<b>Expenditures by Goal Area</b>	<b>Goal Totals % of Total</b>
Goal 1 - Transfer	\$3,162,429 33.5%
Goal 2 - Degrees & Certificates	\$3,274,893 34.6%
Goal 3 - Course Completion	\$1,192,977 12.6%
Goal 4 - Workforce Development	\$870,217 9.2%
Goal 5 - Basic Skills	\$950,945 10.1%



**Actual and/or Planned Persons (not FTEs)  
Paid or Newly Hired with PFE funds:**

	2002-2003	
	Paid*	Newly Hired†
Full-Time Regular Faculty	42	3
Full-Time Temp. Faculty	92	0
Part-Time Temp. Faculty	163	10
Educational Administrators	1	0
Classified Perm./Prob. (Full-time only)	41	3
Casual Employees	148	7

**District Personnel Paid or Newly Hired from PFE Funds**



\*Paid refers to employees who are being paid wholly or in part from PFE funds, regardless of the year they were hired. Paid totals may also include new hires.  
†Newly hired refers to employees who are being paid wholly or in part from PFE funds who were or will be newly hired in the 2002-03 FY.

District Contact: Kimberly Allen  
Phone Number: 714-438-4654  
Email: Kallen@Mail.Cccd.edu

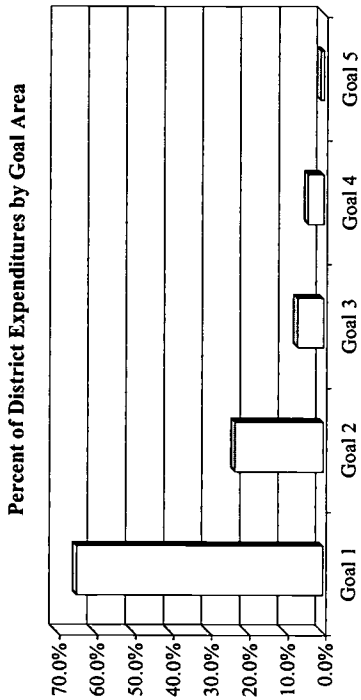


**PARTNERSHIP FOR EXCELLENCE**  
**REPORT ON LOCAL INVESTMENTS OF PARTNERSHIP FUNDS**  
*Academic and Fiscal Year 2002-2003*

**Compton CCD**

<b>Total District Investments</b>	<b>2002-2003</b>
	<b>\$1,505,687</b>
<b>Percent of Statewide Allocation</b>	<b>0.5%</b>

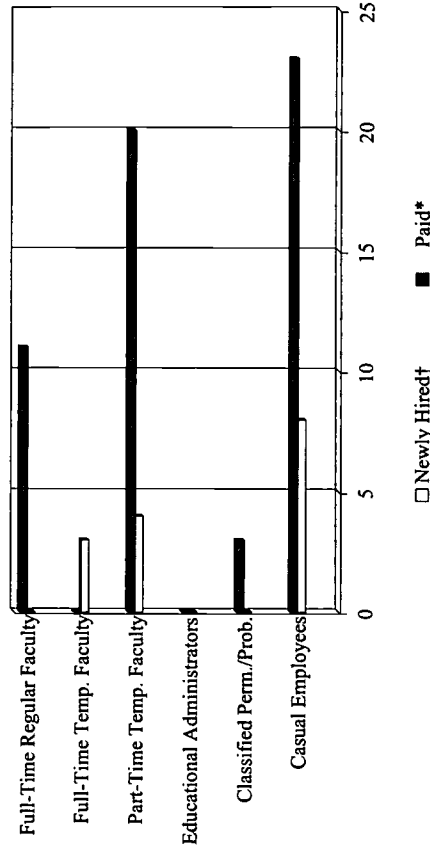
<b>Expenditures by Goal Area</b>	<b>Goal Totals</b>	<b>% of Total</b>
Goal 1 - Transfer	\$974,869	64.7%
Goal 2 - Degrees & Certificates	\$350,281	23.3%
Goal 3 - Course Completion	\$103,846	6.9%
Goal 4 - Workforce Development	\$63,346	4.2%
Goal 5 - Basic Skills	\$13,346	0.9%



**Actual and/or Planned Persons (not FTEs)  
Paid or Newly Hired with PFE funds:**

	2002-2003	
	Paid*	Newly Hired†
Full-Time Regular Faculty	11	0
Full-Time Temp. Faculty	0	3
Part-Time Temp. Faculty	20	4
Educational Administrators	0	0
Classified Perm./Prob. (Full-time only)	3	0
Casual Employees	23	8

**District Personnel Paid or Newly Hired from PFE Funds**



\*Paid refers to employees who are being paid wholly or in part from PFE funds, regardless of the year they were hired. Paid totals may also include new hires.  
†Newly hired refers to employees who are being paid wholly or in part from PFE funds who were or will be newly hired in the 2002-03 FY.

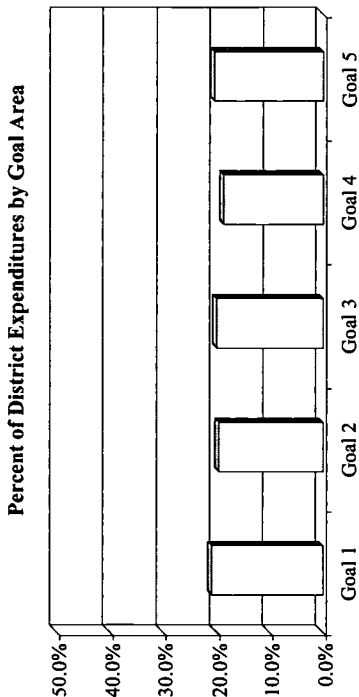
District Contact: Shirley Edwards  
Phone Number: 310-900-1600 X 2130  
Email: Edwards\_E@compton.cc.ca.us

**PARTNERSHIP FOR EXCELLENCE**  
**REPORT ON LOCAL INVESTMENTS OF PARTNERSHIP FUNDS**  
*Academic and Fiscal Year 2002-2003*

Contra Costa CCD

<b>Total District Investments</b>	<u>2002-2003</u>
	<b>\$8,157,305</b>
<b>Percent of Statewide Allocation</b>	2.7%

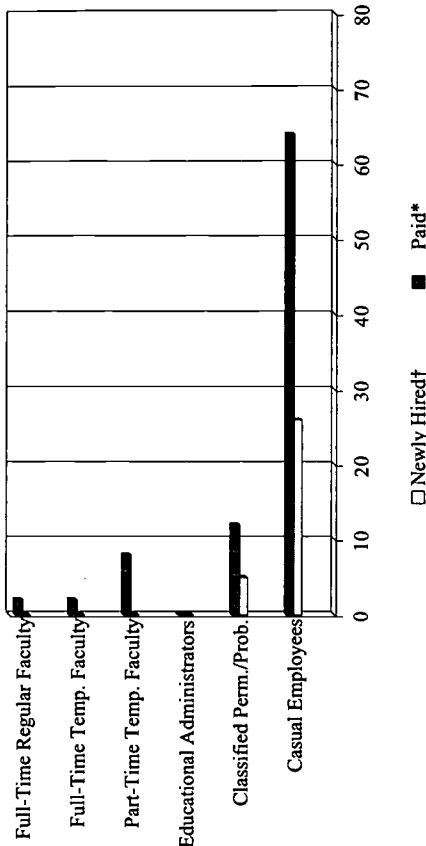
<b>Expenditures by Goal Area</b>	<b>Goal Totals</b>	<b>% of Total</b>
Goal 1 - Transfer	\$1,708,667	20.9%
Goal 2 - Degrees & Certificates	\$1,603,469	19.7%
Goal 3 - Course Completion	\$1,637,953	20.1%
Goal 4 - Workforce Development	\$1,535,917	18.8%
Goal 5 - Basic Skills	\$1,671,298	20.5%



**Actual and/or Planned Persons (not FTEs)  
Paid or Newly Hired with PFE funds:**

	<b>2002-2003</b>	
	<b>Paid*</b>	<b>Newly Hired†</b>
Full-Time Regular Faculty	2	0
Full-Time Temp. Faculty	2	0
Part-Time Temp. Faculty	8	0
Educational Administrators	0	0
Classified Perm./Prob. (Full-time only)	12	5
Casual Employees	64	26

**District Personnel Paid or Newly Hired from PFE Funds**



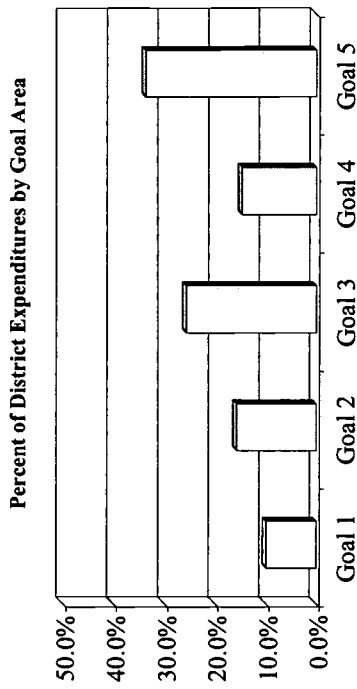
\*Paid refers to employees who are being paid wholly or in part from PFE funds, regardless of the year they were hired. Paid totals may also include new hires.  
†Newly hired refers to employees who are being paid wholly or in part from PFE funds who were or will be newly hired in the 2002-03 FY.

District Contact: Frank Baratta  
Phone Number: 925-229-1000 X1271  
Email: fbaratta@4cd.net

**PARTNERSHIP FOR EXCELLENCE**  
**REPORT ON LOCAL INVESTMENTS OF PARTNERSHIP FUNDS**  
*Academic and Fiscal Year 2002-2003*

**Copper Mountain CCD**

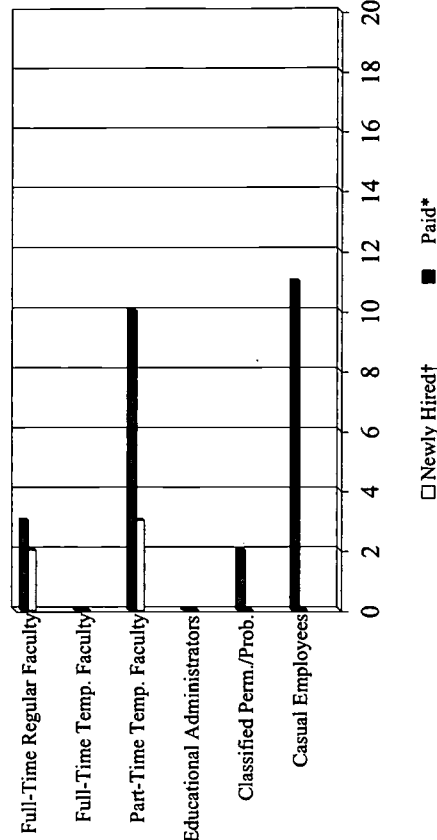
<b>Total District Investments</b>	<b>2002-2003</b>	
	\$900,000	
<b>Percent of Statewide Allocation</b>		0.3%
<b>Expenditures by Goal Area</b>	<b>Goal Totals</b>	<b>% of Total</b>
Goal 1 - Transfer	\$89,948	10.0%
Goal 2 - Degrees & Certificates	\$141,775	15.8%
Goal 3 - Course Completion	\$232,355	25.8%
Goal 4 - Workforce Development	\$132,241	14.7%
Goal 5 - Basic Skills	\$303,682	33.7%



**Actual and/or Planned Persons (not FTEs)  
Paid or Newly Hired with PFE funds:**

	2002-2003	
	Paid*	Newly Hired†
Full-Time Regular Faculty	3	2
Full-Time Temp. Faculty	0	0
Part-Time Temp. Faculty	10	3
Educational Administrators	0	0
Classified Perm./Prob. (Full-time only)	2	0
Casual Employees	11	0

**District Personnel Paid or Newly Hired from PFE Funds**



\*Paid refers to employees who are being paid wholly or in part from PFE funds, regardless of the year they were hired. Paid totals may also include new hires.  
†Newly hired refers to employees who are being paid wholly or in part from PFE funds who were or will be newly hired in the 2002-03 FY.

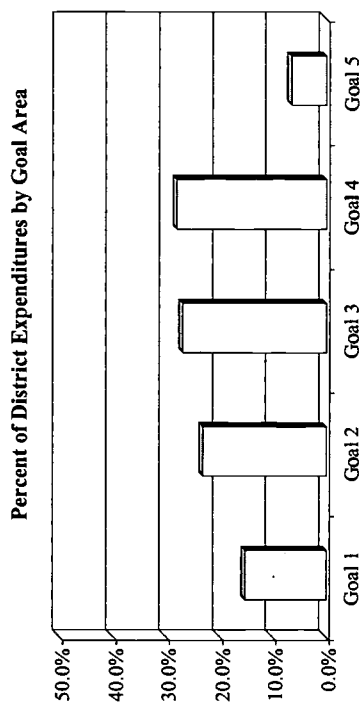
District Contact: Kindred Murillo  
Phone Number: 760-366-3791 X 212  
Email: Kindred\_Murillo@Cmcccd.cc.ca.us



**PARTNERSHIP FOR EXCELLENCE**  
**REPORT ON LOCAL INVESTMENTS OF PARTNERSHIP FUNDS**  
*Academic and Fiscal Year 2002-2003*

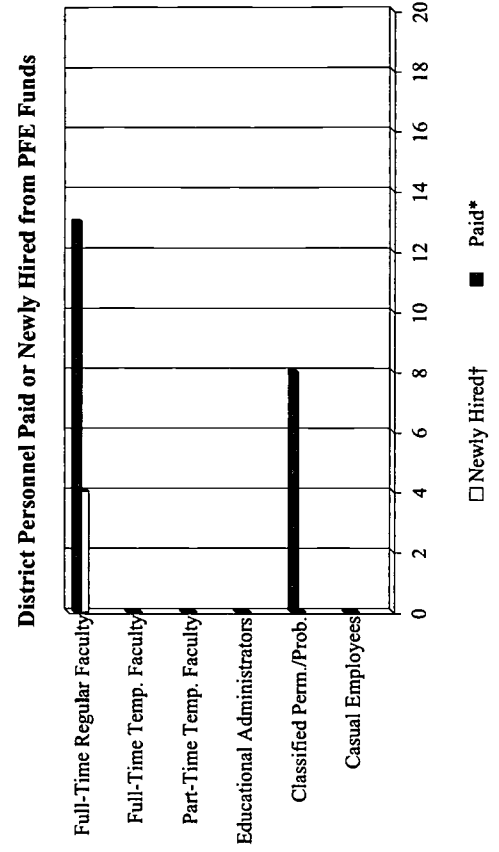
**Desert CCD**

<b>Total District Investments</b>	<u>2002-2003</u>	
	<b>\$1,801,620</b>	
<b>Percent of Statewide Allocation</b>	0.6%	
<b>Expenditures by Goal Area</b>	<b>Goal Totals</b>	<b>% of Total</b>
Goal 1 - Transfer	\$275,339	15.3%
Goal 2 - Degrees & Certificates	\$418,436	23.2%
Goal 3 - Course Completion	\$485,324	26.9%
Goal 4 - Workforce Development	\$504,784	28.0%
Goal 5 - Basic Skills	\$117,737	6.5%



**Actual and/or Planned Persons (not FTEs)  
Paid or Newly Hired with PFE funds:**

	2002-2003	
	Paid*	Newly Hired†
Full-Time Regular Faculty	13	4
Full-Time Temp. Faculty	0	0
Part-Time Temp. Faculty	0	0
Educational Administrators	0	0
Classified Perm./Prob. (Full-time only)	8	0
Casual Employees	0	0



\*Paid refers to employees who are being paid wholly or in part from PFE funds, regardless of the year they were hired. Paid totals may also include new hires.  
†Newly hired refers to employees who are being paid wholly or in part from PFE funds who were or will be newly hired in the 2002-03 FY.

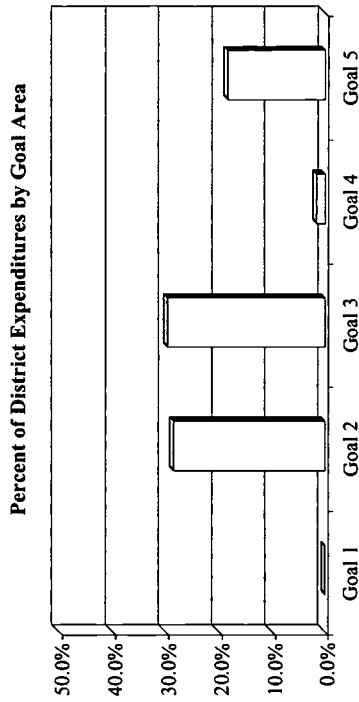
District Contact: Lenita Richards  
Phone Number: 760-773-2511  
Email: Lrichards@Dccd.cc.ca.us



**PARTNERSHIP FOR EXCELLENCE**  
**REPORT ON LOCAL INVESTMENTS OF PARTNERSHIP FUNDS**  
*Academic and Fiscal Year 2002-2003*

El Camino CCD

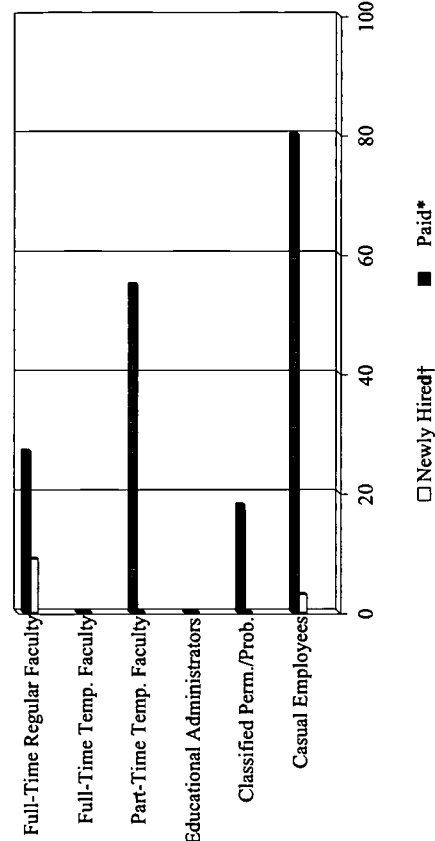
<b>Total District Investments</b>	<u>2002-2003</u>	
	\$5,274,926	
<b>Percent of Statewide Allocation</b>	1.8%	
<b>Expenditures by Goal Area</b>	<b>Goal Totals</b>	<b>% of Total</b>
Goal 1 - Transfer	\$0	0.0%
Goal 2 - Degrees & Certificates	\$1,503,903	28.5%
Goal 3 - Course Completion	\$1,565,168	29.7%
Goal 4 - Workforce Development	\$87,715	1.7%
Goal 5 - Basic Skills	\$971,038	18.4%



**Actual and/or Planned Persons (not FTEs)  
Paid or Newly Hired with PFE funds:**

	2002-2003	
	Paid*	Newly Hired†
Full-Time Regular Faculty	27	9
Full-Time Temp. Faculty	0	0
Part-Time Temp. Faculty	55	0
Educational Administrators	0	0
Classified Perm./Prob. (Full-time only)	18	0
Casual Employees	80	3

**District Personnel Paid or Newly Hired from PFE Funds**



\*Paid refers to employees who are being paid wholly or in part from PFE funds, regardless of the year they were hired. Paid totals may also include new hires.  
†Newly hired refers to employees who are being paid wholly or in part from PFE funds who were or will be newly hired in the 2002-03 FY.

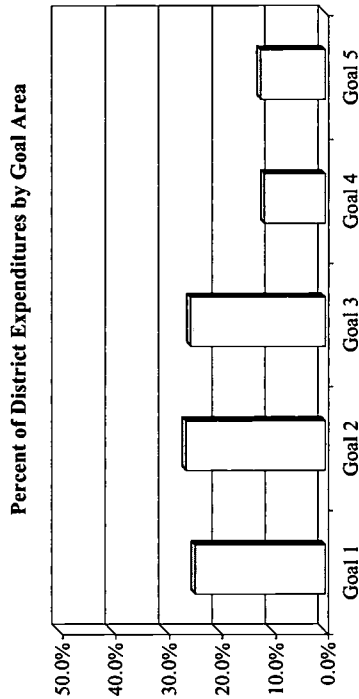
District Contact: Josie Cheung  
Phone Number: 310-660-6091  
Email: jcheung@elcamino.edu



**PARTNERSHIP FOR EXCELLENCE**  
**REPORT ON LOCAL INVESTMENTS OF PARTNERSHIP FUNDS**  
*Academic and Fiscal Year 2002-2003*

Feather River CCD

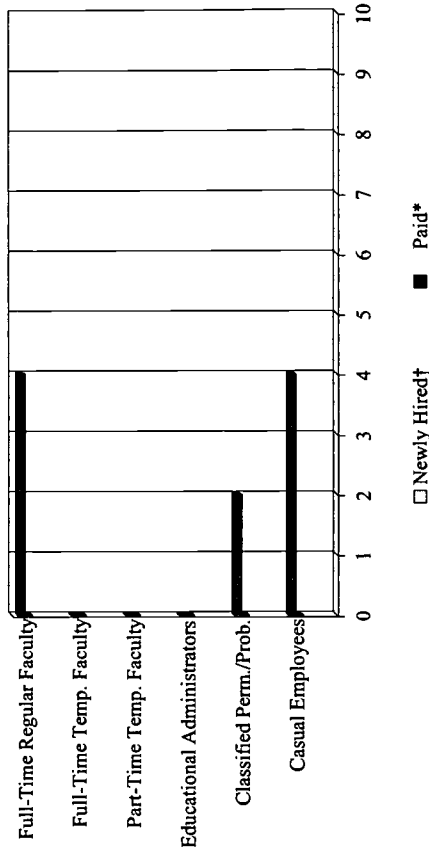
<b>Total District Investments</b>	<b>2002-2003</b>	
	\$900,000	
<b>Percent of Statewide Allocation</b>	0.3%	
<b>Expenditures by Goal Area</b>	<b>Goal Totals</b>	<b>% of Total</b>
Goal 1 - Transfer	\$221,540	24.6%
Goal 2 - Degrees & Certificates	\$236,760	26.3%
Goal 3 - Course Completion	\$228,776	25.4%
Goal 4 - Workforce Development	\$103,467	11.5%
Goal 5 - Basic Skills	\$109,457	12.2%



**Actual and/or Planned Persons (not FTEs)  
Paid or Newly Hired with PFE funds:**

	2002-2003	
	Paid*	Newly Hired†
Full-Time Regular Faculty	4	0
Full-Time Temp. Faculty	0	0
Part-Time Temp. Faculty	0	0
Educational Administrators	0	0
Casual Employees	2	0
<b>Total</b>	<b>4</b>	<b>0</b>

**District Personnel Paid or Newly Hired from PFE Funds**



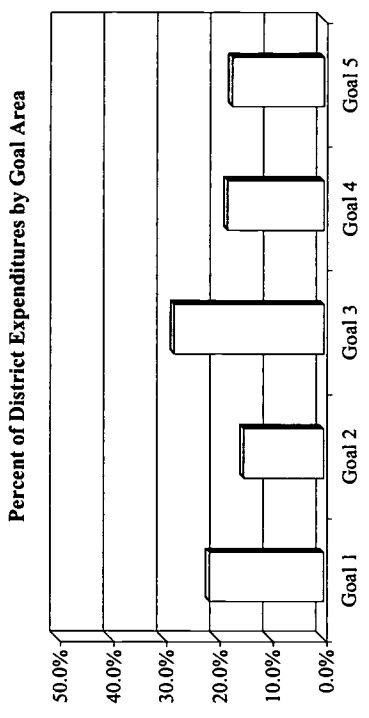
\*Paid refers to employees who are being paid wholly or in part from PFE funds, regardless of the year they were hired. Paid totals may also include new hires.  
†Newly hired refers to employees who are being paid wholly or in part from PFE funds who were or will be newly hired in the 2002-03 FY.

District Contact: Susan Carroll  
Phone Number: 530-283-202 X 232  
Email: Scarroll@Froc.cc.ca.us

**PARTNERSHIP FOR EXCELLENCE**  
**REPORT ON LOCAL INVESTMENTS OF PARTNERSHIP FUNDS**  
*Academic and Fiscal Year 2002-2003*

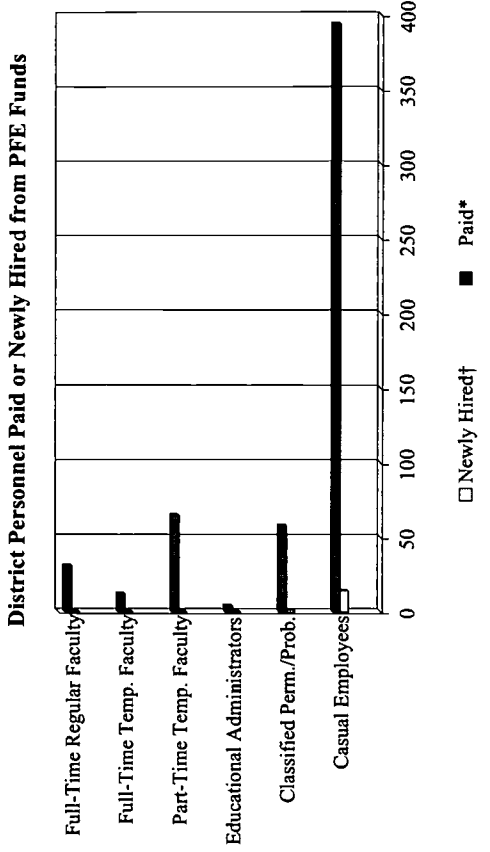
**Foothill-DeAnza CCD**

<b>Total District Investments</b>	<b>2002-2003</b>
	<b>\$9,023,243</b>
<b>Percent of Statewide Allocation</b>	<b>3.0%</b>
<b>Expenditures by Goal Area</b>	<b>Goal Totals % of Total</b>
Goal 1 - Transfer	\$1,932,317 21.4%
Goal 2 - Degrees & Certificates	\$1,363,445 15.1%
Goal 3 - Course Completion	\$2,535,688 28.1%
Goal 4 - Workforce Development	\$1,635,598 18.1%
Goal 5 - Basic Skills	\$1,556,196 17.2%



**Actual and/or Planned Persons (not FTEs)  
Paid or Newly Hired with PFE funds:**

	<b>2002-2003</b>	
	<b>Paid*</b>	<b>Newly Hired†</b>
Full-Time Regular Faculty	31	0
Full-Time Temp. Faculty	12	0
Part-Time Temp. Faculty	65	0
Educational Administrators	4	0
Classified Perm./Prob. (Full-time only)	58	1
<b>Casual Employees</b>	<b>394</b>	<b>14</b>



\*Paid refers to employees who are being paid wholly or in part from PFE funds, regardless of the year they were hired. Paid totals may also include new hires.  
†Newly hired refers to employees who are being paid wholly or in part from PFE funds who were or will be newly hired in the 2002-03 FY.

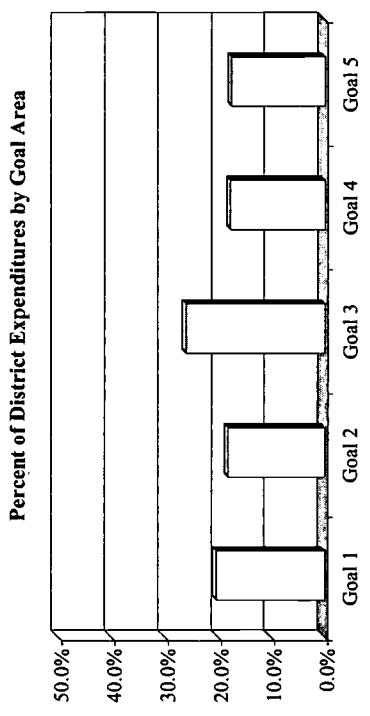
District Contact: Kathy Blackwood  
Phone Number: 650-949-6261  
Email: Blackwood@Fhda.edu



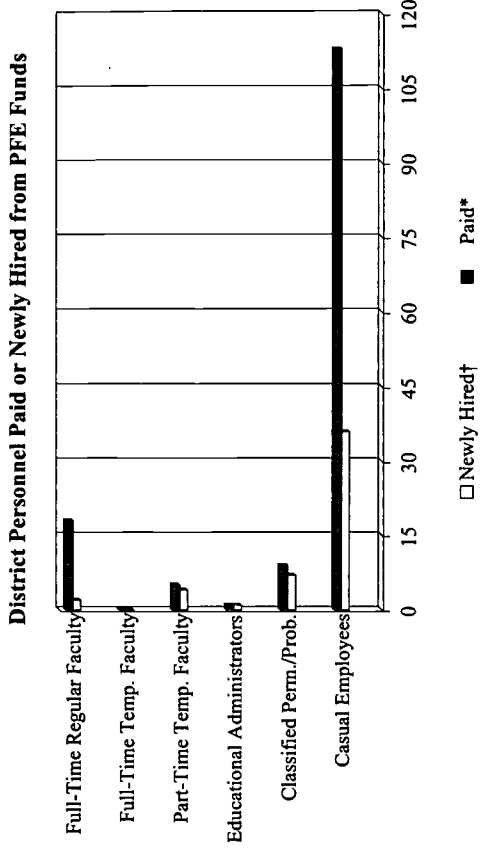
**PARTNERSHIP FOR EXCELLENCE**  
**REPORT ON LOCAL INVESTMENTS OF PARTNERSHIP FUNDS**  
*Academic and Fiscal Year 2002-2003*

**Fremont-Newark CCD**

<b>Total District Investments</b>	<u>2002-2003</u>	
	\$2,146,398	
<b>Percent of Statewide Allocation</b>	0.7%	
<b>Expenditures by Goal Area</b>	<b>Goal Totals</b>	<b>% of Total</b>
Goal 1 - Transfer	\$436,808	20.4%
Goal 2 - Degrees & Certificates	\$390,366	18.2%
Goal 3 - Course Completion	\$560,656	26.1%
Goal 4 - Workforce Development	\$381,099	17.8%
Goal 5 - Basic Skills	\$377,470	17.6%



	2002-2003	
	Paid*	Newly Hired†
Full-Time Regular Faculty	18	2
Full-Time Temp. Faculty	0	0
Part-Time Temp. Faculty	5	4
Educational Administrators	1	1
Classified Perm./Prob. (Full-time only)	9	7
<b>Casual Employees</b>	<b>113</b>	<b>36</b>



\*Paid refers to employees who are being paid wholly or in part from PFE funds, regardless of the year they were hired. Paid totals may also include new hires.  
†Newly hired refers to employees who are being paid wholly or in part from PFE funds who were or will be newly hired in the 2002-03 FY.

District Contact: Joanne Schultz  
Phone Number: 510-659-6146  
Email: Jschultz@Ohlone.cc.ca.us






**PARTNERSHIP FOR EXCELLENCE**  
**REPORT ON LOCAL INVESTMENTS OF PARTNERSHIP FUNDS**  
*Academic and Fiscal Year 2002-2003*

Gavilan CCD

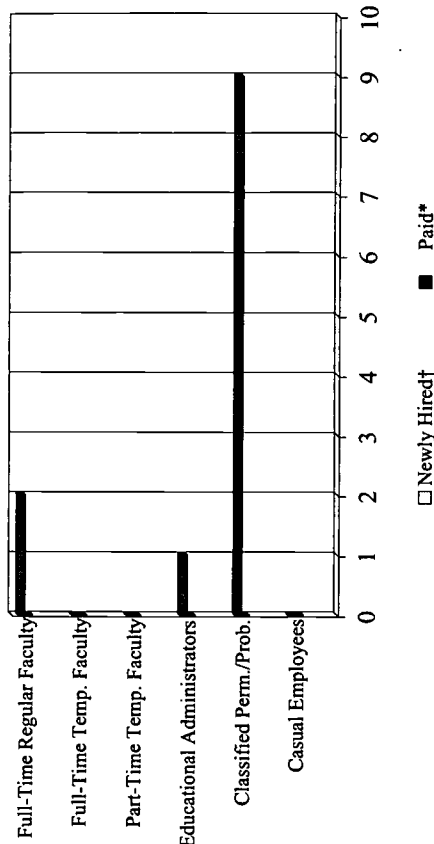
<b>Total District Investments</b>	<b>2002-2003</b>
	\$1,214,885
<b>Percent of Statewide Allocation</b>	0.4%
<b>Expenditures by Goal Area</b>	<b>Goal Totals % of Total</b>
Goal 1 - Transfer	\$242,977 20.0%
Goal 2 - Degrees & Certificates	\$242,977 20.0%
Goal 3 - Course Completion	\$242,977 20.0%
Goal 4 - Workforce Development	\$242,977 20.0%
Goal 5 - Basic Skills	\$242,977 20.0%



**Actual and/or Planned Persons (not FTEs)  
Paid or Newly Hired with PFE funds:**

	<b>2002-2003</b>	
	<b>Paid*</b>	<b>Newly Hired†</b>
Full-Time Regular Faculty	2	0
Full-Time Temp. Faculty	0	0
Part-Time Temp. Faculty	0	0
Educational Administrators	1	0
Classified Perm./Prob. (Full-time only)	9	0
Casual Employees	0	0

**District Personnel Paid or Newly Hired from PFE Funds**



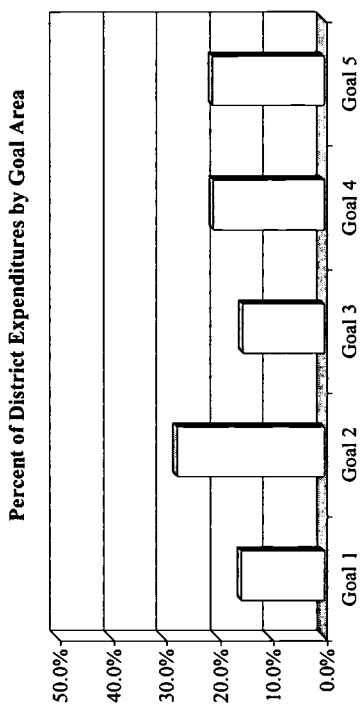
\*Paid refers to employees who are being paid wholly or in part from PFE funds, regardless of the year they were hired. Paid totals may also include new hires.  
†Newly hired refers to employees who are being paid wholly or in part from PFE funds who were or will be newly hired in the 2002-03 FY.

District Contact: Joseph Keeler  
Phone Number: 408-848-4715  
Email: Jkeeler@Gavilan.cc.ca.us

**PARTNERSHIP FOR EXCELLENCE**  
**REPORT ON LOCAL INVESTMENTS OF PARTNERSHIP FUNDS**  
*Academic and Fiscal Year 2002-2003*

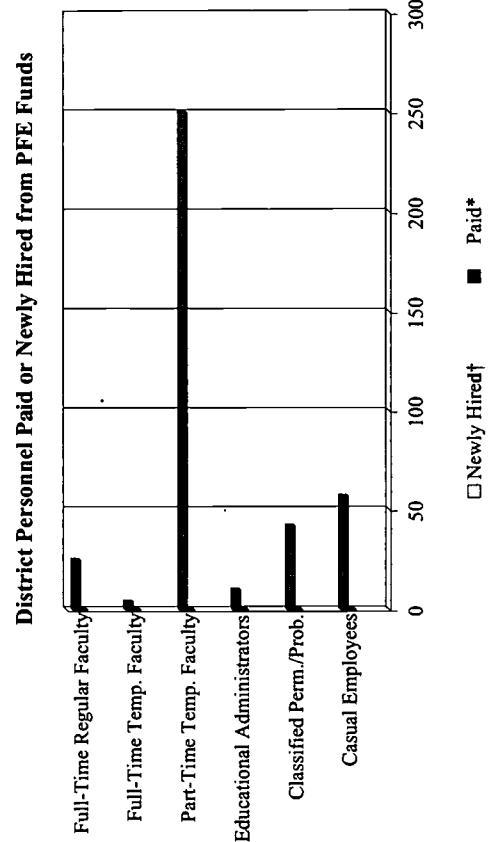
**Glendale CCD**

<b>Total District Investments</b>	<u>2002-2003</u>
	<b>\$3,907,247</b>
<b>Percent of Statewide Allocation</b>	1.3%
<b>Expenditures by Goal Area</b>	<b>Goal Totals % of Total</b>
Goal 1 - Transfer	\$605,323 15.5%
Goal 2 - Degrees & Certificates	\$1,074,475 27.5%
Goal 3 - Course Completion	\$596,853 15.3%
Goal 4 - Workforce Development	\$811,430 20.8%
Goal 5 - Basic Skills	\$819,168 21.0%



**Actual and/or Planned Persons (not FTEs)  
Paid or Newly Hired with PFE funds:**

	2002-2003	
	Paid*	Newly Hired†
Full-Time Regular Faculty	25	0
Full-Time Temp. Faculty	4	0
Part-Time Temp. Faculty	250	0
Educational Administrators	10	0
Classified Perm./Prob. (Full-time only)	42	0
Casual Employees	57	0



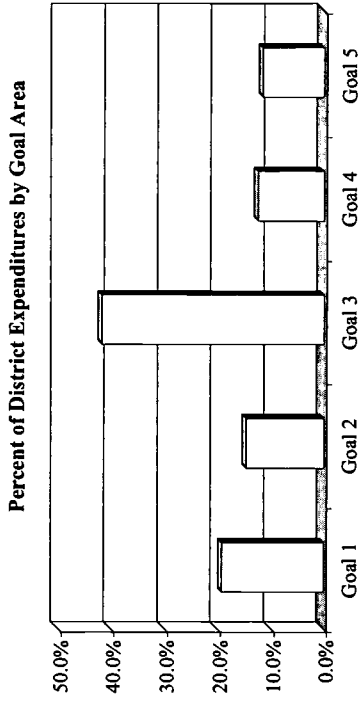
\*Paid refers to employees who are being paid wholly or in part from PFE funds, regardless of the year they were hired. Paid totals may also include new hires.  
†Newly hired refers to employees who are being paid wholly or in part from PFE funds who were or will be newly hired in the 2002-03 FY.

District Contact: Ron Nakasone  
Phone Number: 818-240-1000 X 5210  
Email: Nakasone@Glendale.cc.ca.us

**PARTNERSHIP FOR EXCELLENCE**  
**REPORT ON LOCAL INVESTMENTS OF PARTNERSHIP FUNDS**  
*Academic and Fiscal Year 2002-2003*

**Grossmont-Cuyamaca CCD**

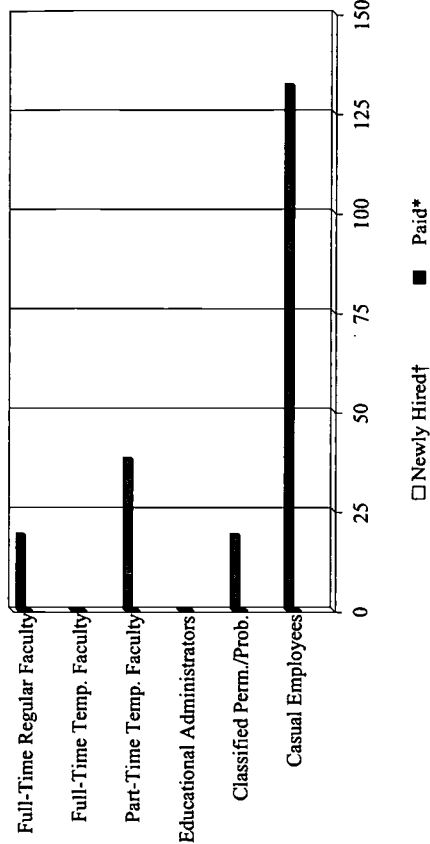
<b>Total District Investments</b>	<b>2002-2003</b>	
	\$4,789,086	
<b>Percent of Statewide Allocation</b>	1.6%	
<b>Expenditures by Goal Area</b>	<b>Goal Totals</b>	<b>% of Total</b>
Goal 1 - Transfer	\$919,054	19.2%
Goal 2 - Degrees & Certificates	\$707,292	14.8%
Goal 3 - Course Completion	\$2,002,773	41.8%
Goal 4 - Workforce Development	\$601,099	12.6%
Goal 5 - Basic Skills	\$558,868	11.7%



**Actual and/or Planned Persons (not FTEs)  
Paid or Newly Hired with PFE funds:**

	2002-2003	
	Paid*	Newly Hired†
Full-Time Regular Faculty	19	0
Full-Time Temp. Faculty	0	0
Part-Time Temp. Faculty	38	0
Educational Administrators	0	0
Classified Perm./Prob. (Full-time only)	19	0
Casual Employees	132	0

**District Personnel Paid or Newly Hired from PFE Funds**



\*Paid refers to employees who are being paid wholly or in part from PFE funds, regardless of the year they were hired. Paid totals may also include new hires.  
†Newly hired refers to employees who are being paid wholly or in part from PFE funds who were or will be newly hired in the 2002-03 FY.

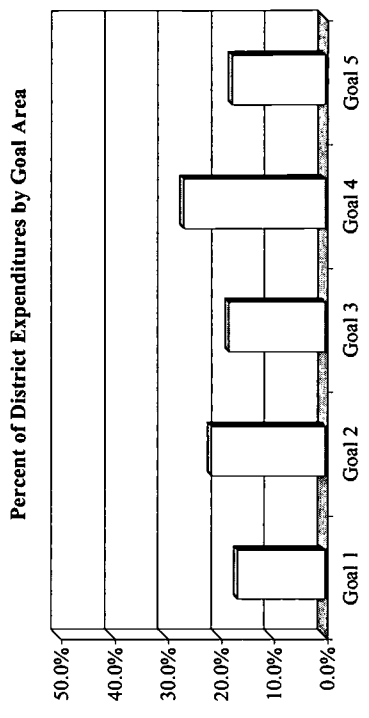
District Contact: James Austin  
Phone Number: 619-644-7796  
Email: Jim.Austin@Gcccd.net



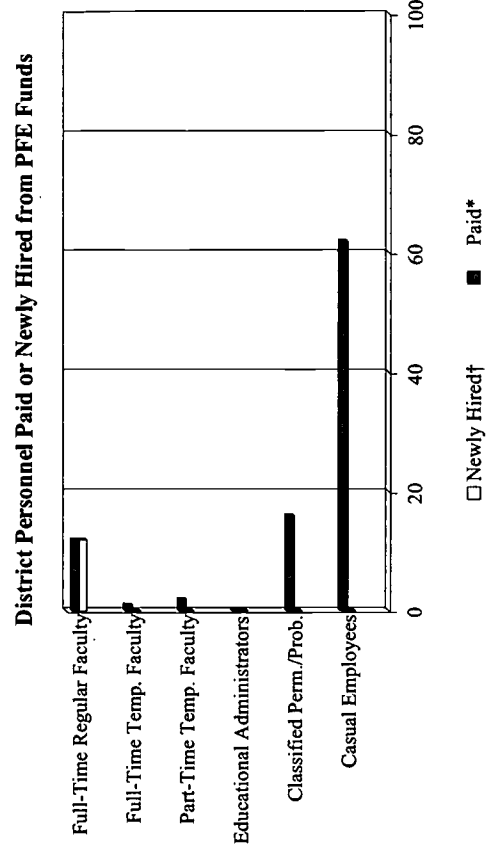
**PARTNERSHIP FOR EXCELLENCE**  
**REPORT ON LOCAL INVESTMENTS OF PARTNERSHIP FUNDS**  
*Academic and Fiscal Year 2002-2003*

**Hartnell CCD**

<b>Total District Investments</b>	<b>2002-2003</b>
	<b>\$1,844,064</b>
<b>Percent of Statewide Allocation</b>	<b>0.6%</b>
<b>Expenditures by Goal Area</b>	<b>Goal Totals % of Total</b>
Goal 1 - Transfer	\$302,969 16.4%
Goal 2 - Degrees & Certificates	\$394,367 21.4%
Goal 3 - Course Completion	\$333,935 18.1%
Goal 4 - Workforce Development	\$490,127 26.6%
Goal 5 - Basic Skills	\$322,667 17.5%



	2002-2003	
	Paid*	Newly Hired†
Full-Time Regular Faculty	12	12
Full-Time Temp. Faculty	1	0
Part-Time Temp. Faculty	2	0
Educational Administrators	0	0
Classified Perm./Prob. (Full-time only)	16	0
Casual Employees	62	0



\*Paid refers to employees who are being paid wholly or in part from PFE funds, regardless of the year they were hired. Paid totals may also include new hires.  
 †Newly hired refers to employees who are being paid wholly or in part from PFE funds who were or will be newly hired in the 2002-03 FY.

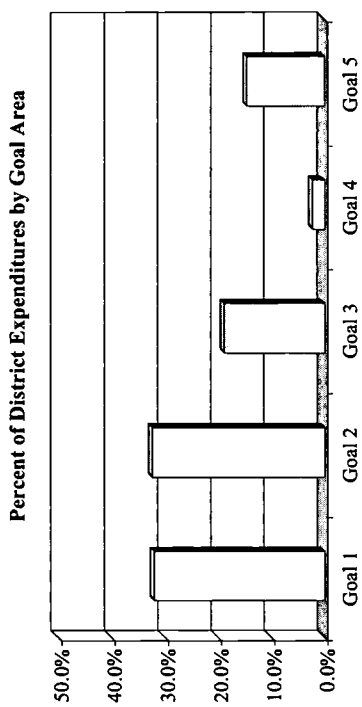
District Contact: Edward Valeau  
 Phone Number: 831-755-6900  
 Email: Evaleau@Hartnell.cc.ca.us



**PARTNERSHIP FOR EXCELLENCE**  
**REPORT ON LOCAL INVESTMENTS OF PARTNERSHIP FUNDS**  
*Academic and Fiscal Year 2002-2003*

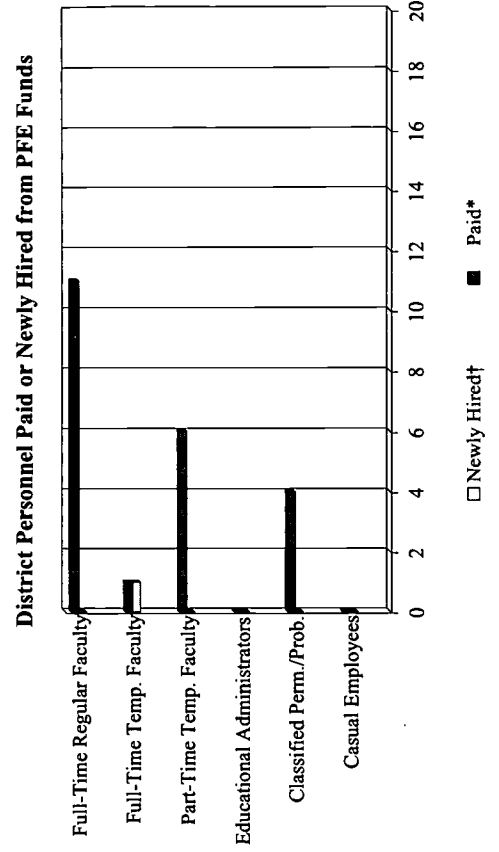
**Imperial CCD**

<b>Total District Investments</b>	<b>2002-2003</b>
	<b>\$1,452,232</b>
<b>Percent of Statewide Allocation</b>	<b>0.5%</b>
<b>Expenditures by Goal Area</b>	<b>Goal Totals % of Total</b>
Goal 1 - Transfer	\$465,176 32.0%
Goal 2 - Degrees & Certificates	\$469,618 32.3%
Goal 3 - Course Completion	\$273,918 18.9%
Goal 4 - Workforce Development	\$32,220 2.2%
Goal 5 - Basic Skills	\$211,300 14.6%



**Actual and/or Planned Persons (not FTEs) Paid or Newly Hired with PFE funds:**

	<b>2002-2003</b>	
	<b>Paid*</b>	<b>Newly Hired†</b>
Full-Time Regular Faculty	11	0
Full-Time Temp. Faculty	1	1
Part-Time Temp. Faculty	6	0
Educational Administrators	0	0
Classified Perm./Prob. (Full-time only)	4	0
Casual Employees	0	0



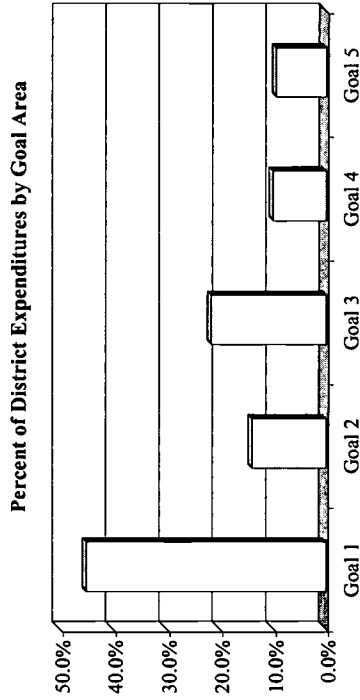
\*Paid refers to employees who are being paid wholly or in part from PFE funds, regardless of the year they were hired. Paid totals may also include new hires.  
 †Newly hired refers to employees who are being paid wholly or in part from PFE funds who were or will be newly hired in the 2002-03 FY.

District Contact: Carlos Fletes  
 Phone Number: 760-355-6235  
 Email: Carlosf@Imperial.cc.ca.us

**PARTNERSHIP FOR EXCELLENCE**  
**REPORT ON LOCAL INVESTMENTS OF PARTNERSHIP FUNDS**  
*Academic and Fiscal Year 2002-2003*

**Kern CCD**

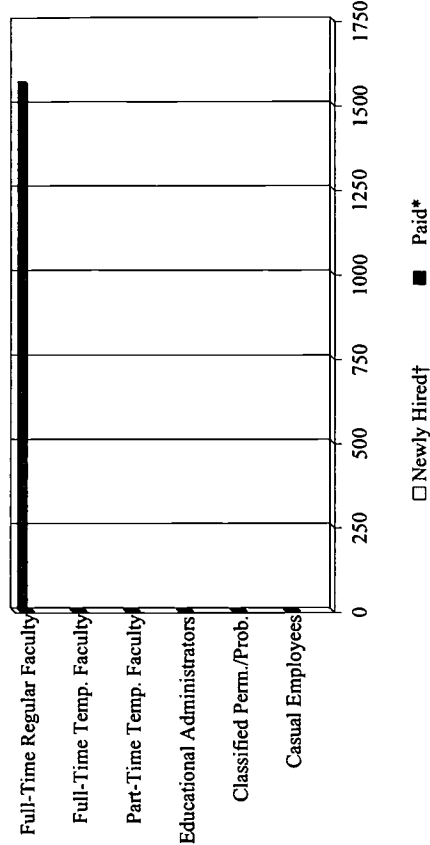
<b>Total District Investments</b>	<b>2002-2003</b>	
	\$4,639,899	
<b>Percent of Statewide Allocation</b>	1.5%	
<b>Expenditures by Goal Area</b>	<b>Goal Totals</b>	<b>% of Total</b>
Goal 1 - Transfer	\$2,087,570	45.0%
Goal 2 - Degrees & Certificates	\$645,993	13.9%
Goal 3 - Course Completion	\$1,003,545	21.6%
Goal 4 - Workforce Development	\$466,013	10.0%
Goal 5 - Basic Skills	\$436,777	9.4%



**Actual and/or Planned Persons (not FTEs)  
Paid or Newly Hired with PFE funds:**

	2002-2003	
	Paid*	Newly Hired†
Full-Time Regular Faculty	1,566	0
Full-Time Temp. Faculty	0	0
Part-Time Temp. Faculty	0	0
Educational Administrators	1	0
Classified Perm./Prob. (Full-time only)	1	0
Casual Employees	0	0

**District Personnel Paid or Newly Hired from PFE Funds**



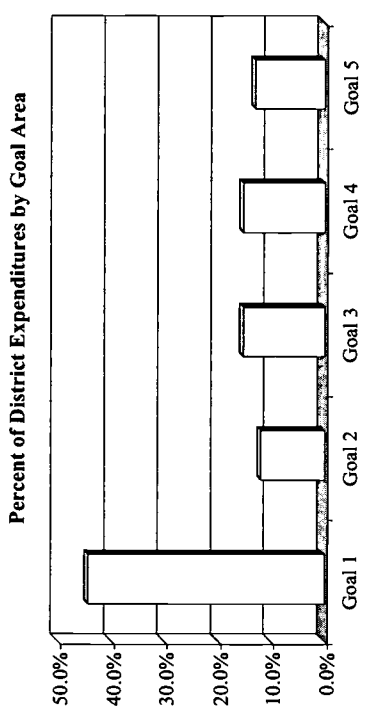
\*Paid refers to employees who are being paid wholly or in part from PFE funds, regardless of the year they were hired. Paid totals may also include new hires.  
†Newly hired refers to employees who are being paid wholly or in part from PFE funds who were or will be newly hired in the 2002-03 FY.

District Contact: Nancy J. Frear  
Phone Number: 661-336-5118  
Email: nifrear@kccd.cc.ca.us

**PARTNERSHIP FOR EXCELLENCE**  
**REPORT ON LOCAL INVESTMENTS OF PARTNERSHIP FUNDS**  
*Academic and Fiscal Year 2002-2003*

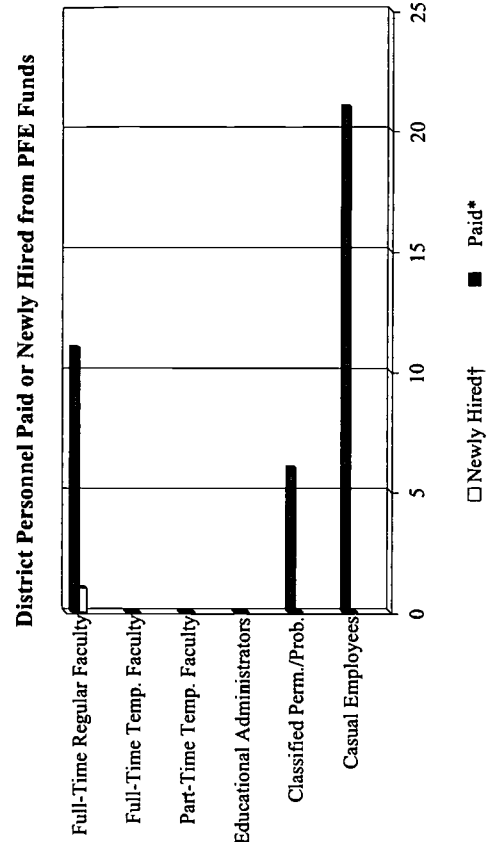
Lake Tahoe CCD

<b>Total District Investments</b>	<b>2002-2003</b>	
	\$900,000	
<b>Percent of Statewide Allocation</b>	0.3%	
<b>Expenditures by Goal Area</b>	<b>Goal Totals</b>	<b>% of Total</b>
Goal 1 - Transfer	\$398,955	44.3%
Goal 2 - Degrees & Certificates	\$106,959	11.9%
Goal 3 - Course Completion	\$138,131	15.3%
Goal 4 - Workforce Development	\$137,986	15.3%
Goal 5 - Basic Skills	\$117,969	13.1%



**Actual and/or Planned Persons (not FTEs)  
Paid or Newly Hired with PFE funds:**

	2002-2003	
	Paid*	Newly Hired†
Full-Time Regular Faculty	11	1
Full-Time Temp. Faculty	0	0
Part-Time Temp. Faculty	0	0
Educational Administrators	0	0
Classified Perm./Prob. (Full-time only)	6	0
Casual Employees	21	0



\*Paid refers to employees who are being paid wholly or in part from PFE funds, regardless of the year they were hired. Paid totals may also include new hires.  
†Newly hired refers to employees who are being paid wholly or in part from PFE funds who were or will be newly hired in the 2002-03 FY.

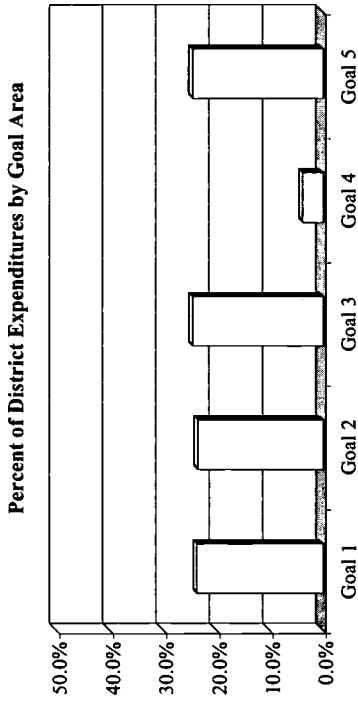
District Contact: Judy Cotter  
Phone Number: 530-541-4660 X 268  
Email: Cotter@Lttcc.cc.ca.us



**PARTNERSHIP FOR EXCELLENCE**  
**REPORT ON LOCAL INVESTMENTS OF PARTNERSHIP FUNDS**  
*Academic and Fiscal Year 2002-2003*

Lassen CCD

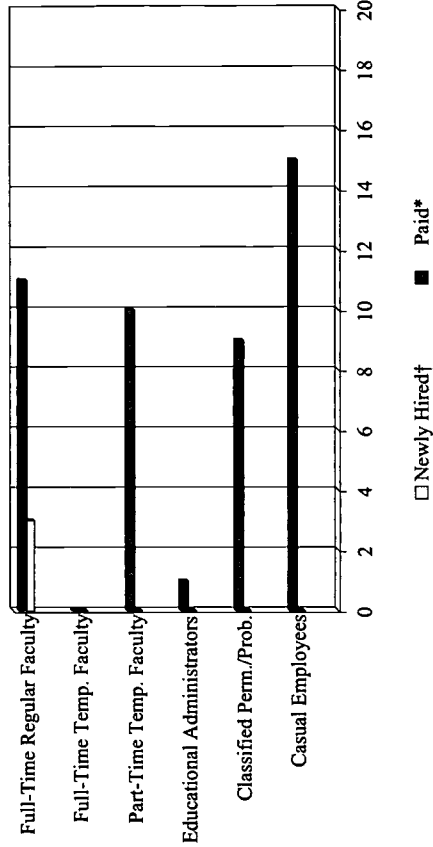
<b>Total District Investments</b>	<b>2002-2003</b>	
	\$900,000	
<b>Percent of Statewide Allocation</b>	0.3%	
<b>Expenditures by Goal Area</b>	<b>Goal Totals</b>	<b>% of Total</b>
Goal 1 - Transfer	\$213,060	23.7%
Goal 2 - Degrees & Certificates	\$211,509	23.5%
Goal 3 - Course Completion	\$220,503	24.5%
Goal 4 - Workforce Development	\$34,425	3.8%
Goal 5 - Basic Skills	\$220,503	24.5%



**Actual and/or Planned Persons (not FTEs)  
Paid or Newly Hired with PFE funds:**

	2002-2003	
	Paid*	Newly Hired†
Full-Time Regular Faculty	11	3
Full-Time Temp. Faculty	0	0
Part-Time Temp. Faculty	10	0
Educational Administrators	1	0
Classified Perm./Prob. (Full-time only)	9	0
Casual Employees	15	0

**District Personnel Paid or Newly Hired from PFE Funds**



\*Paid refers to employees who are being paid wholly or in part from PFE funds, regardless of the year they were hired. Paid totals may also include new hires.  
†Newly hired refers to employees who are being paid wholly or in part from PFE funds who were or will be newly hired in the 2002-03 FY.

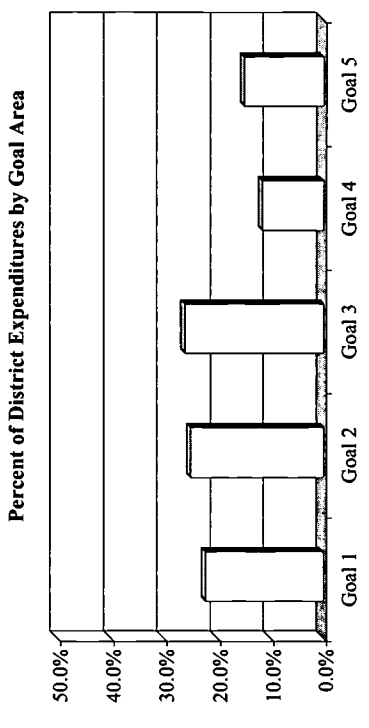
District Contact: Homer Cissell  
Phone Number: 530-251-8861na  
Email: hcissell@lassen.cc.ca.us



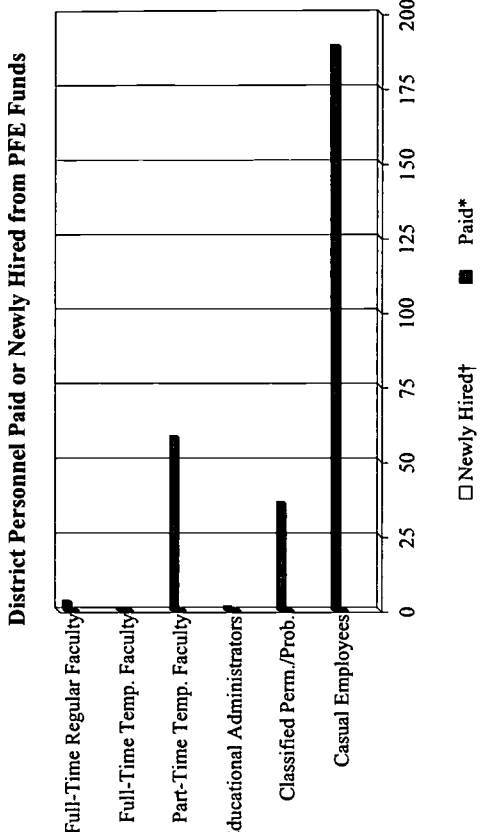
**PARTNERSHIP FOR EXCELLENCE**  
**REPORT ON LOCAL INVESTMENTS OF PARTNERSHIP FUNDS**  
*Academic and Fiscal Year 2002-2003*

**Long Beach CCD**

<b>Total District Investments</b>	<b>2002-2003</b>
	<b>\$5,509,623</b>
<b>Percent of Statewide Allocation</b>	<b>1.8%</b>
<b>Expenditures by Goal Area</b>	<b>Goal Totals % of Total</b>
Goal 1 - Transfer	\$1,228,173 22.3%
Goal 2 - Degrees & Certificates	\$1,383,066 25.1%
Goal 3 - Course Completion	\$1,439,399 26.1%
Goal 4 - Workforce Development	\$636,738 11.6%
Goal 5 - Basic Skills	\$822,248 14.9%



	2002-2003	
	Paid*	Newly Hired†
Full-Time Regular Faculty	3	0
Full-Time Temp. Faculty	0	0
Part-Time Temp. Faculty	58	0
Educational Administrators	1	0
Classified Perm./Prob. (Full-time only)	36	0
Casual Employees	189	0



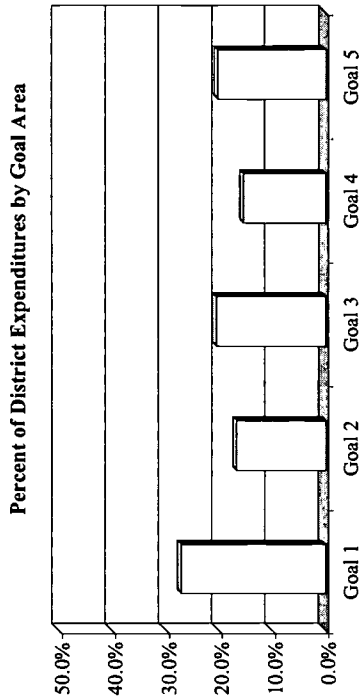
\*Paid refers to employees who are being paid wholly or in part from PFE funds, regardless of the year they were hired. Paid totals may also include new hires.  
 †Newly hired refers to employees who are being paid wholly or in part from PFE funds who were or will be newly hired in the 2002-03 FY.

District Contact: Duane Lowe  
 Phone Number: 562-938-4102  
 Email: dlowe@lbcc.cc.ca.us

**PARTNERSHIP FOR EXCELLENCE**  
**REPORT ON LOCAL INVESTMENTS OF PARTNERSHIP FUNDS**  
*Academic and Fiscal Year 2002-2003*

Los Angeles CCD

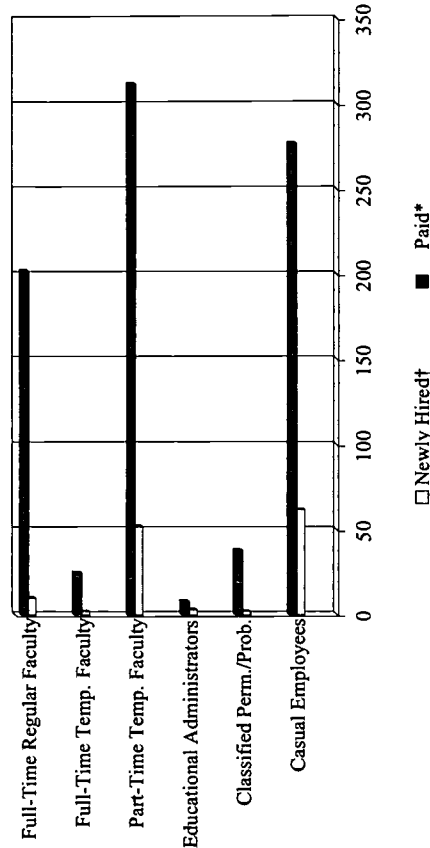
<b>Total District Investments</b>	<b>2002-2003</b>	
	\$23,619,925	
<b>Percent of Statewide Allocation</b>	7.9%	
<b>Expenditures by Goal Area</b>	<b>Goal Totals</b>	<b>% of Total</b>
Goal 1 - Transfer	\$6,421,428	27.2%
Goal 2 - Degrees & Certificates	\$3,935,344	16.7%
Goal 3 - Course Completion	\$4,853,494	20.5%
Goal 4 - Workforce Development	\$3,622,286	15.3%
Goal 5 - Basic Skills	\$4,787,373	20.3%



**Actual and/or Planned Persons (not FTEs)  
Paid or Newly Hired with PFE funds:**

	2002-2003	
	Paid*	Newly Hired†
Full-Time Regular Faculty	202	10
Full-Time Temp. Faculty	25	2
Part-Time Temp. Faculty	312	52
Educational Administrators	8	3
Classified Perm./Prob. (Full-time only)	38	2
Casual Employees	277	62

**District Personnel Paid or Newly Hired from PFE Funds**



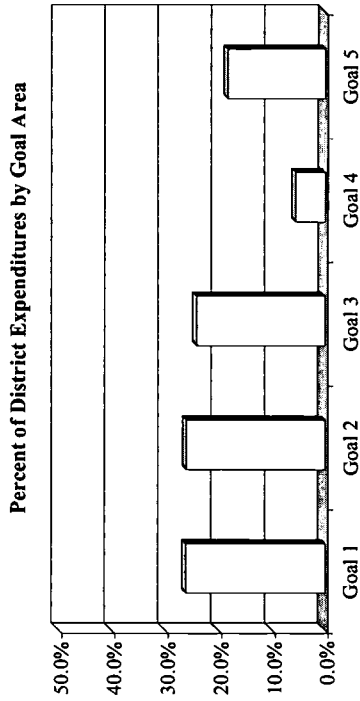
\*Paid refers to employees who are being paid wholly or in part from PFE funds, regardless of the year they were hired. Paid totals may also include new hires.  
†Newly hired refers to employees who are being paid wholly or in part from PFE funds who were or will be newly hired in the 2002-03 FY.

District Contact: George Prather  
Phone Number: 213-891-2054  
Email: Pratheg@Email.Laccd.edu

**PARTNERSHIP FOR EXCELLENCE**  
**REPORT ON LOCAL INVESTMENTS OF PARTNERSHIP FUNDS**  
*Academic and Fiscal Year 2002-2003*

Los Rios CCD

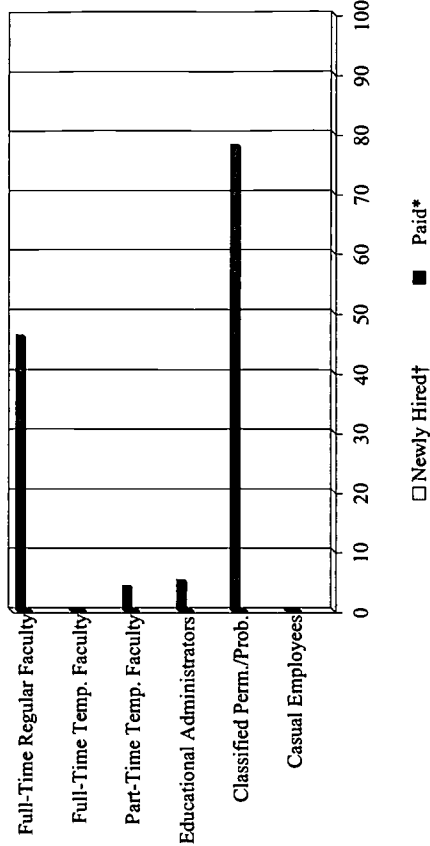
<b>Total District Investments</b>	<b>2002-2003</b>	
	\$11,642,680	
<b>Percent of Statewide Allocation</b>	3.9%	
<b>Expenditures by Goal Area</b>	<b>Goal Totals</b>	<b>% of Total</b>
Goal 1 - Transfer	\$3,037,457	26.1%
Goal 2 - Degrees & Certificates	\$3,025,875	26.0%
Goal 3 - Course Completion	\$2,803,265	24.1%
Goal 4 - Workforce Development	\$657,681	5.6%
Goal 5 - Basic Skills	\$2,118,402	18.2%



**Actual and/or Planned Persons (not FTEs)  
Paid or Newly Hired with PFE funds:**

	2002-2003	
	Paid*	Newly Hired†
Full-Time Regular Faculty	46	0
Full-Time Temp. Faculty	0	0
Part-Time Temp. Faculty	4	0
Educational Administrators	5	0
Classified Perm./Prob. (Full-time only)	78	0
Casual Employees	0	0

**District Personnel Paid or Newly Hired from PFE Funds**



\*Paid refers to employees who are being paid wholly or in part from PFE funds, regardless of the year they were hired. Paid totals may also include new hires.  
†Newly hired refers to employees who are being paid wholly or in part from PFE funds who were or will be newly hired in the 2002-03 FY.

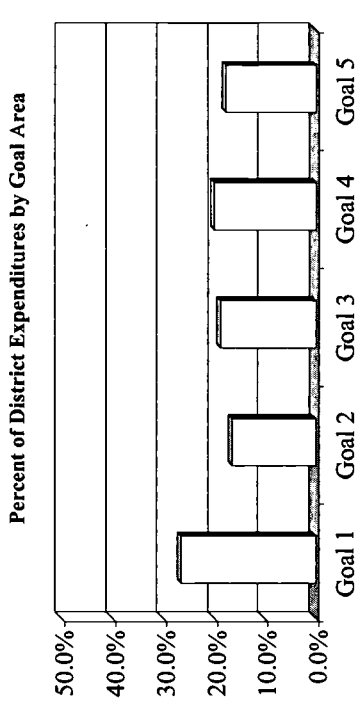
District Contact: Theresa Matista  
Phone Number: 916-568-3164  
Email: matistt@losrios.edu



**PARTNERSHIP FOR EXCELLENCE**  
**REPORT ON LOCAL INVESTMENTS OF PARTNERSHIP FUNDS**  
*Academic and Fiscal Year 2002-2003*

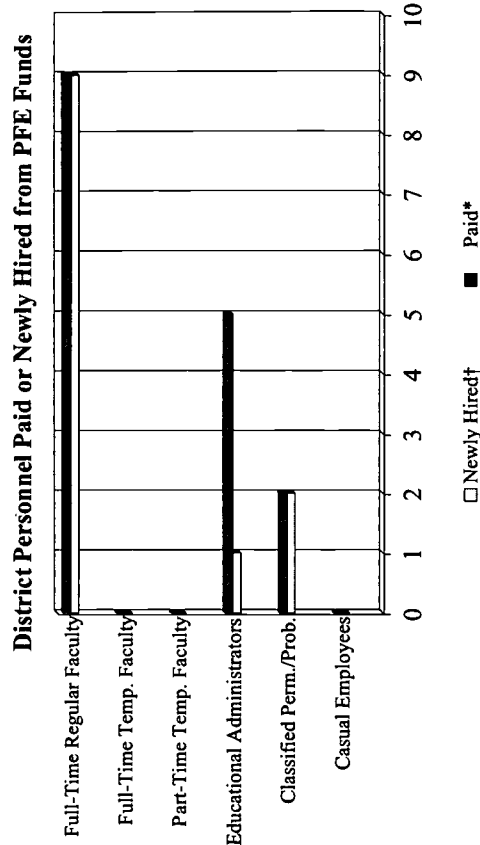
Marin CCD

<b>Total District Investments</b>	<b>2002-2003</b>
	<b>\$1,970,618</b>
<b>Percent of Statewide Allocation</b>	<b>0.7%</b>
<b>Expenditures by Goal Area</b>	<b>Goal Totals % of Total</b>
Goal 1 - Transfer	\$524,427 26.6%
Goal 2 - Degrees & Certificates	\$325,448 16.5%
Goal 3 - Course Completion	\$371,848 18.9%
Goal 4 - Workforce Development	\$397,648 20.2%
Goal 5 - Basic Skills	\$351,248 17.8%



**Actual and/or Planned Persons (not FTEs)  
Paid or Newly Hired with PFE funds:**

	2002-2003	
	Paid*	Newly Hired†
Full-Time Regular Faculty	9	9
Full-Time Temp. Faculty	0	0
Part-Time Temp. Faculty	0	0
Educational Administrators	5	1
Classified Perm./Prob. (Full-time only)	2	2
Casual Employees	0	0




\*Paid refers to employees who are being paid wholly or in part from PFE funds, regardless of the year they were hired. Paid totals may also include new hires.  
†Newly hired refers to employees who are being paid wholly or in part from PFE funds who were or will be newly hired in the 2002-03 FY.

District Contact: Michael Beebe  
Phone Number: 415-883-2211 X 8100  
Email: Michael.Beebe@Marin.cc.ca.us

**PARTNERSHIP FOR EXCELLENCE**  
**REPORT ON LOCAL INVESTMENTS OF PARTNERSHIP FUNDS**  
*Academic and Fiscal Year 2002-2003*

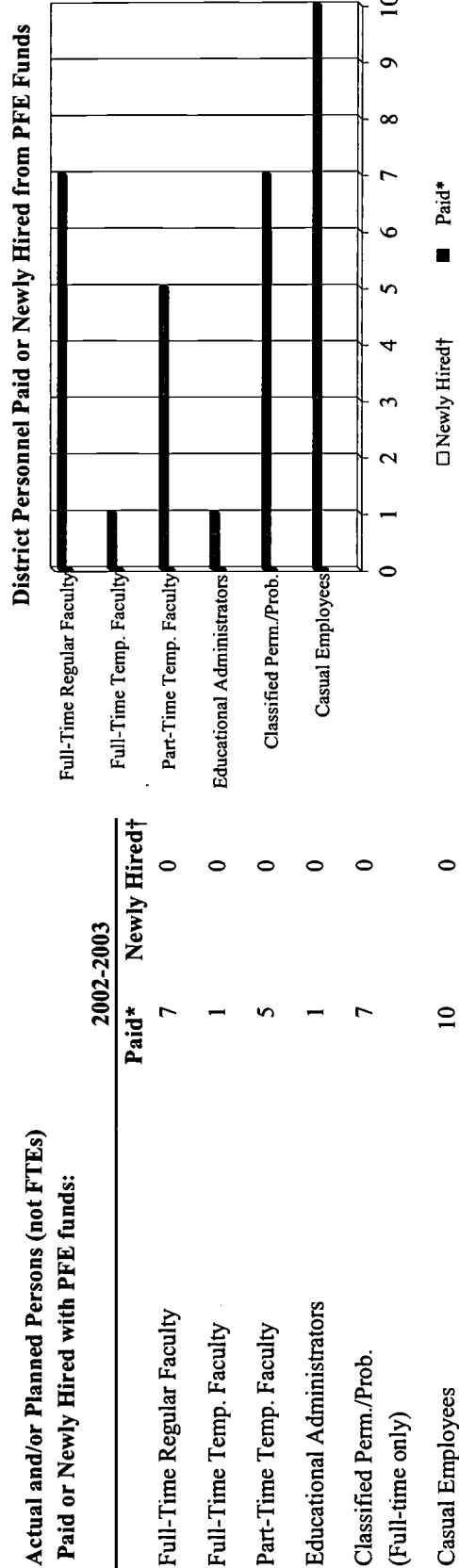
**Mendocino Lake CCD**



	2002-2003
<b>Total District Investments</b>	<b>\$900,000</b>
<b>Percent of Statewide Allocation</b>	<b>0.3%</b>

Expenditures by Goal Area	Goal Totals	% of Total
Goal 1 - Transfer	\$180,000	20.0%
Goal 2 - Degrees & Certificates	\$180,000	20.0%
Goal 3 - Course Completion	\$180,000	20.0%
Goal 4 - Workforce Development	\$180,000	20.0%
Goal 5 - Basic Skills	\$180,000	20.0%



Actual and/or Planned Persons (not FTEs)	Paid*	Newly Hired†
Full-Time Regular Faculty	7	0
Full-Time Temp. Faculty	1	0
Part-Time Faculty	5	0
Educational Administrators	1	0
Classified Perm./Prob. (Full-time only)	7	0
Casual Employees	10	0

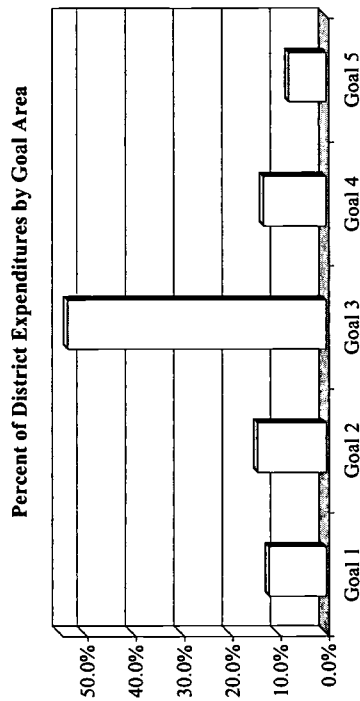
\*Paid refers to employees who are being paid wholly or in part from PFE funds, regardless of the year they were hired. Paid totals may also include new hires.  
†Newly hired refers to employees who are being paid wholly or in part from PFE funds who were or will be newly hired in the 2002-03 FY.

District Contact: Kay Ragan  
Phone Number: 707-468-3010  
Email: kragan@mendocino.cc.ca.us

**PARTNERSHIP FOR EXCELLENCE**  
**REPORT ON LOCAL INVESTMENTS OF PARTNERSHIP FUNDS**  
*Academic and Fiscal Year 2002-2003*

Merced CCD

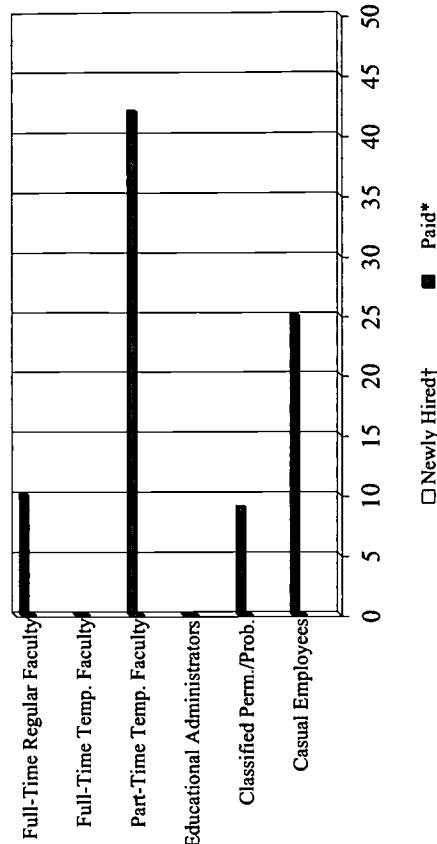
<b>Total District Investments</b>	<u>2002-2003</u>
	<b>\$2,457,997</b>
<b>Percent of Statewide Allocation</b>	0.8%
<b>Expenditures by Goal Area</b>	
Goal 1 - Transfer	\$290,482
Goal 2 - Degrees & Certificates	\$348,152
Goal 3 - Course Completion	\$1,312,503
Goal 4 - Workforce Development	\$318,367
Goal 5 - Basic Skills	\$188,493
	<b>Goal Totals</b>
	<b>% of Total</b>
	11.8%
	14.2%
	53.4%
	13.0%
	7.7%



**Actual and/or Planned Persons (not FTEs)  
Paid or Newly Hired with PFE funds:**

	2002-2003	
	Paid*	Newly Hired†
Full-Time Regular Faculty	10	0
Full-Time Temp. Faculty	0	0
Part-Time Temp. Faculty	42	0
Educational Administrators	0	0
Classified Perm./Prob. (Full-time only)	9	0
Casual Employees	25	0

**District Personnel Paid or Newly Hired from PFE Funds**




\*Paid refers to employees who are being paid wholly or in part from PFE funds, regardless of the year they were hired. Paid totals may also include new hires.  
†Newly hired refers to employees who are being paid wholly or in part from PFE funds who were or will be newly hired in the 2002-03 FY.

District Contact: Marvin Smith  
Phone Number: 209-384-6101  
Email: Marvin@Merced.cc.ca.us

**PARTNERSHIP FOR EXCELLENCE**  
**REPORT ON LOCAL INVESTMENTS OF PARTNERSHIP FUNDS**  
*Academic and Fiscal Year 2002-2003*

MiraCosta CCD

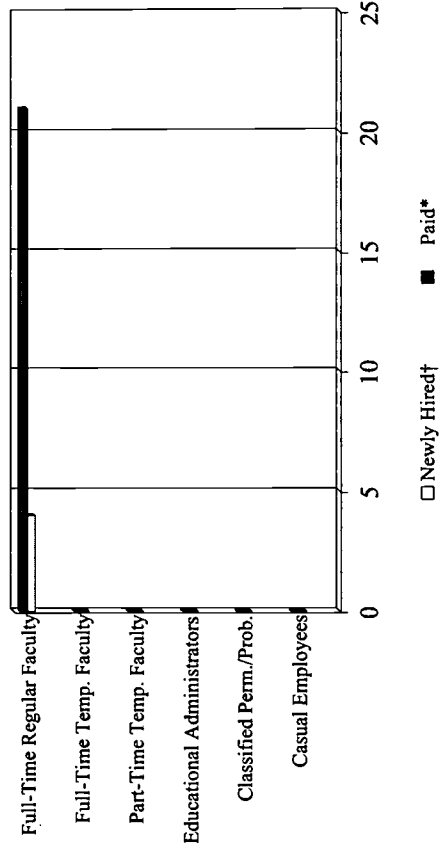
<b>Total District Investments</b>	<u>2002-2003</u>
	<b>\$1,980,033</b>
<b>Percent of Statewide Allocation</b>	0.7%
<b>Expenditures by Goal Area</b>	<b>Goal Totals % of Total</b>
Goal 1 - Transfer	\$407,208 20.6%
Goal 2 - Degrees & Certificates	\$407,208 20.6%
Goal 3 - Course Completion	\$407,208 20.6%
Goal 4 - Workforce Development	\$407,208 20.6%
Goal 5 - Basic Skills	\$351,200 17.7%



**Actual and/or Planned Persons (not FTEs)  
Paid or Newly Hired with PFE funds:**

	2002-2003	
	Paid*	Newly Hired†
Full-Time Regular Faculty	21	4
Full-Time Temp. Faculty	0	0
Part-Time Temp. Faculty	0	0
Educational Administrators	0	0
Classified Perm./Prob. (Full-time only)	0	0
Casual Employees	0	0

**District Personnel Paid or Newly Hired from PFE Funds**



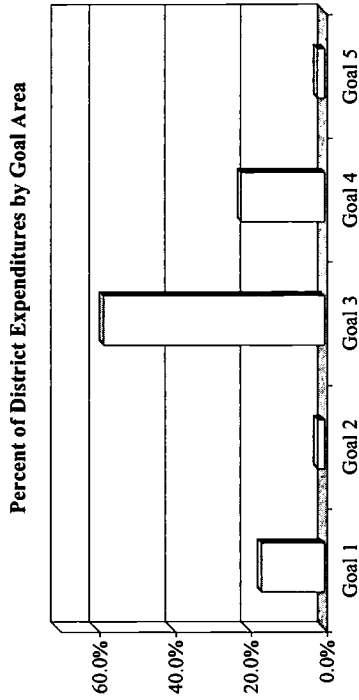
\*Paid refers to employees who are being paid wholly or in part from PFE funds, regardless of the year they were hired. Paid totals may also include new hires.  
†Newly hired refers to employees who are being paid wholly or in part from PFE funds who were or will be newly hired in the 2002-03 FY.

District Contact: Becky Trayer  
Phone Number: 760-795-6834  
Email: rmorin@yar.miracosta.cc.ca.us

**PARTNERSHIP FOR EXCELLENCE**  
**REPORT ON LOCAL INVESTMENTS OF PARTNERSHIP FUNDS**  
*Academic and Fiscal Year 2002-2003*

**Monterey Peninsula CCD**

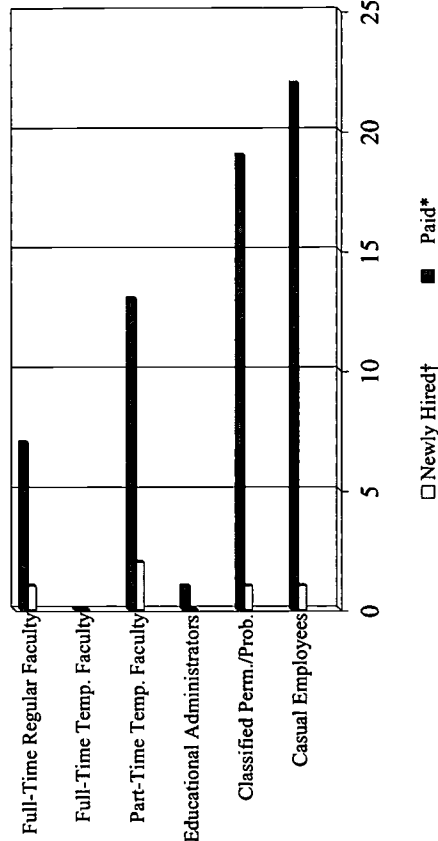
<b>Total District Investments</b>	<b>2002-2003</b>	
	\$2,263,096	
<b>Percent of Statewide Allocation</b>	0.8%	
<b>Expenditures by Goal Area</b>	<b>Goal Totals</b>	<b>% of Total</b>
Goal 1 - Transfer	\$373,283	16.5%
Goal 2 - Degrees & Certificates	\$40,983	1.8%
Goal 3 - Course Completion	\$1,315,284	58.1%
Goal 4 - Workforce Development	\$491,906	21.7%
Goal 5 - Basic Skills	\$41,640	1.8%



**Actual and/or Planned Persons (not FTEs)  
Paid or Newly Hired with PFE funds:**

	2002-2003	
	Paid*	Newly Hired†
Full-Time Regular Faculty	7	1
Full-Time Temp. Faculty	0	0
Part-Time Temp. Faculty	13	2
Educational Administrators	1	0
Classified Perm./Prob. (Full-time only)	19	1
Casual Employees	22	1

**District Personnel Paid or Newly Hired from PFE Funds**



\*Paid refers to employees who are being paid wholly or in part from PFE funds, regardless of the year they were hired. Paid totals may also include new hires.  
†Newly hired refers to employees who are being paid wholly or in part from PFE funds who were or will be newly hired in the 2002-03 FY.

District Contact: Carole Bogue-Feinour  
Phone Number: 831-646-4033  
Email: Cfeinour@Mpc.cc.ca.us






**PARTNERSHIP FOR EXCELLENCE**  
**REPORT ON LOCAL INVESTMENTS OF PARTNERSHIP FUNDS**  
*Academic and Fiscal Year 2002-2003*

**Mt. San Antonio CCD**

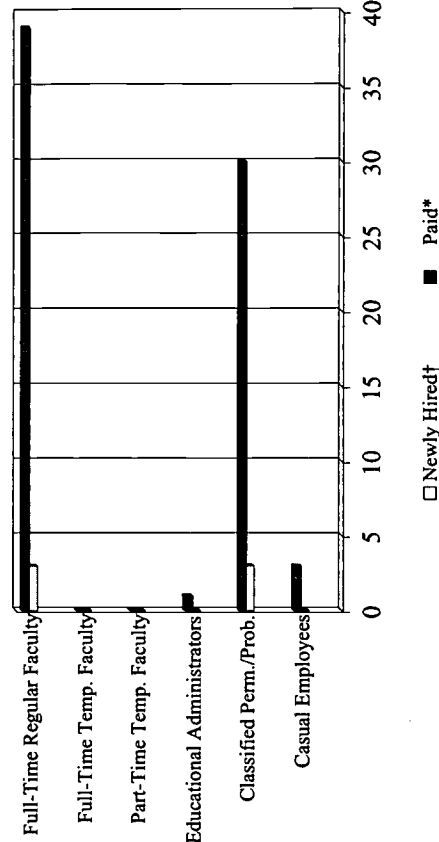
<b>Total District Investments</b>	<b>2002-2003</b>	
	\$6,729,023	
<b>Percent of Statewide Allocation</b>	2.2%	
<b>Expenditures by Goal Area</b>	<b>Goal Totals</b>	<b>% of Total</b>
Goal 1 - Transfer	\$2,339,322	34.8%
Goal 2 - Degrees & Certificates	\$966,599	14.4%
Goal 3 - Course Completion	\$1,091,969	16.2%
Goal 4 - Workforce Development	\$653,394	9.7%
Goal 5 - Basic Skills	\$1,677,739	24.9%



**Actual and/or Planned Persons (not FTEs)  
Paid or Newly Hired with PFE funds:**

	2002-2003	
	Paid*	Newly Hired†
Full-Time Regular Faculty	39	3
Full-Time Temp. Faculty	0	0
Part-Time Temp. Faculty	0	0
Educational Administrators	1	0
Classified Perm./Prob. (Full-time only)	30	3
Casual Employees	3	0

**District Personnel Paid or Newly Hired from PFE Funds**



\*Paid refers to employees who are being paid wholly or in part from PFE funds, regardless of the year they were hired. Paid totals may also include new hires.  
†Newly hired refers to employees who are being paid wholly or in part from PFE funds who were or will be newly hired in the 2002-03 FY.

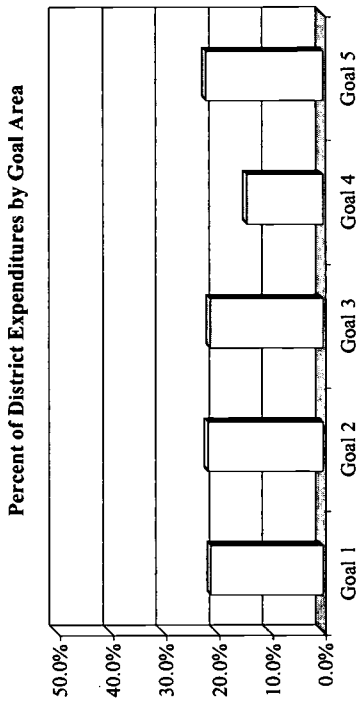
District Contact: Nancy Rice  
Phone Number: 909-594-5611 X 4230  
Email: Nrice@Mtsac.edu



**PARTNERSHIP FOR EXCELLENCE**  
**REPORT ON LOCAL INVESTMENTS OF PARTNERSHIP FUNDS**  
*Academic and Fiscal Year 2002-2003*

**Mt. San Jacinto CCD**

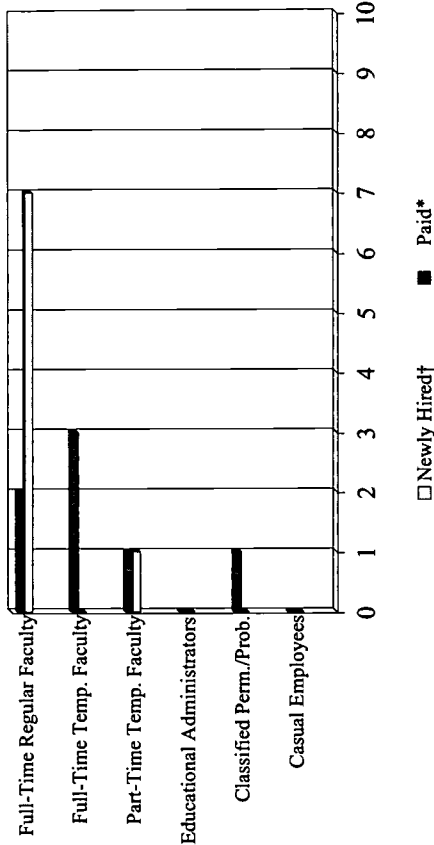
<b>Total District Investments</b>	<b>2002-2003</b>
	<b>\$1,839,546</b>
<b>Percent of Statewide Allocation</b>	<b>0.6%</b>
<b>Expenditures by Goal Area</b>	<b>Goal Totals % of Total</b>
Goal 1 - Transfer	\$387,371 21.1%
Goal 2 - Degrees & Certificates	\$396,621 21.6%
Goal 3 - Course Completion	\$389,849 21.2%
Goal 4 - Workforce Development	\$261,157 14.2%
Goal 5 - Basic Skills	\$404,548 22.0%



**Actual and/or Planned Persons (not FTEs)  
Paid or Newly Hired with PFE funds:**

	2002-2003	
	Paid*	Newly Hired†
Full-Time Regular Faculty	2	7
Full-Time Temp. Faculty	3	0
Part-Time Temp. Faculty	1	1
Educational Administrators	0	0
Classified Perm./Prob. (Full-time only)	1	0
Casual Employees	0	0

**District Personnel Paid or Newly Hired from PFE Funds**



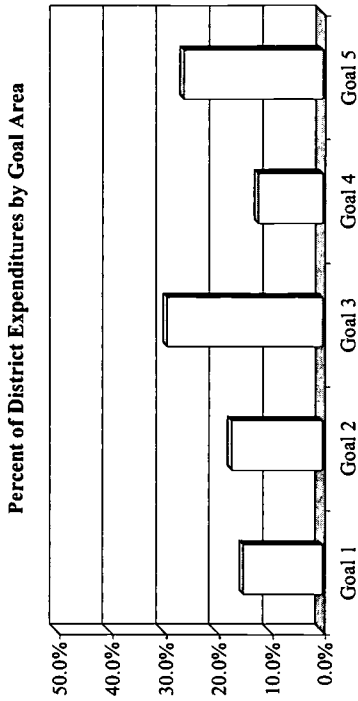
\*Paid refers to employees who are being paid wholly or in part from PFE funds, regardless of the year they were hired. Paid totals may also include new hires.  
†Newly hired refers to employees who are being paid wholly or in part from PFE funds who were or will be newly hired in the 2002-03 FY.

District Contact: Gail Jensen  
Phone Number: 909-487-6752 X 1207  
Email: Gjensen@Msjc.cc.ca.us

**PARTNERSHIP FOR EXCELLENCE**  
**REPORT ON LOCAL INVESTMENTS OF PARTNERSHIP FUNDS**  
*Academic and Fiscal Year 2002-2003*

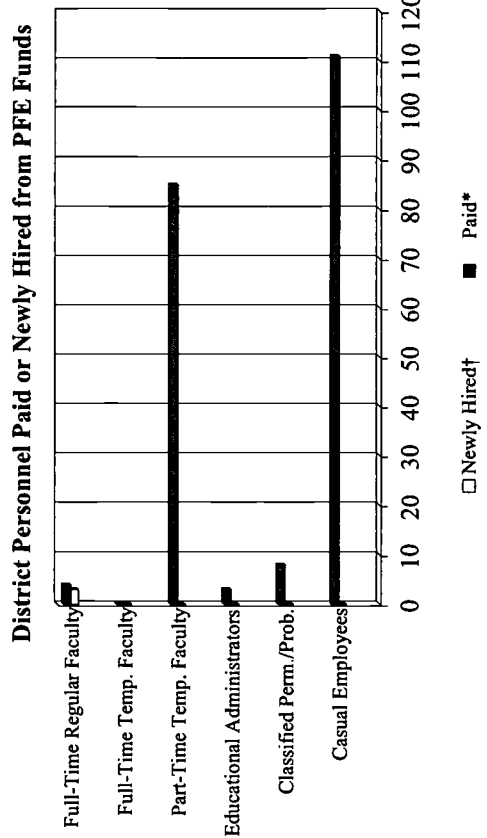
Napa Valley CCD

<b>Total District Investments</b>	<b>2002-2003</b>	
	\$1,621,545	
<b>Percent of Statewide Allocation</b>		0.5%
<b>Expenditures by Goal Area</b>	<b>Goal Totals</b>	<b>% of Total</b>
Goal 1 - Transfer	\$242,632	15.0%
Goal 2 - Degrees & Certificates	\$278,500	17.2%
Goal 3 - Course Completion	\$476,488	29.4%
Goal 4 - Workforce Development	\$198,122	12.2%
Goal 5 - Basic Skills	\$425,803	26.3%



**Actual and/or Planned Persons (not FTEs)  
Paid or Newly Hired with PFE funds:**

	2002-2003	
	Paid*	Newly Hired†
Full-Time Regular Faculty	4	3
Full-Time Temp. Faculty	0	0
Part-Time Temp. Faculty	85	0
Educational Administrators	3	0
Classified Perm./Prob. (Full-time only)	8	0
Casual Employees	111	0



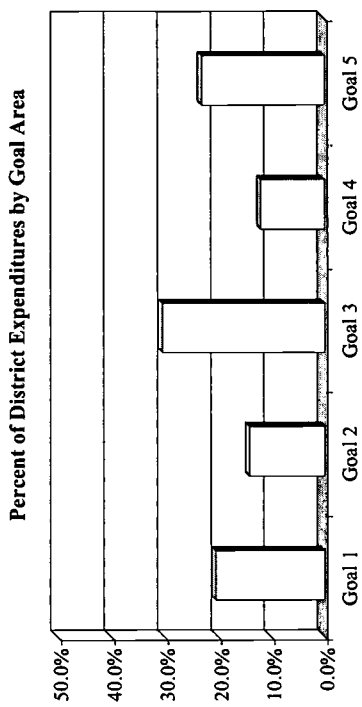
\*Paid refers to employees who are being paid wholly or in part from PFE funds, regardless of the year they were hired. Paid totals may also include new hires.  
†Newly hired refers to employees who are being paid wholly or in part from PFE funds who were or will be newly hired in the 2002-03 FY.

District Contact: Kelly Hatcher  
Phone Number: 707-253-3313  
Email: Khatcher@Campus.Nvc.cc.ca.us

**PARTNERSHIP FOR EXCELLENCE**  
**REPORT ON LOCAL INVESTMENTS OF PARTNERSHIP FUNDS**  
*Academic and Fiscal Year 2002-2003*

**North Orange County CCD**

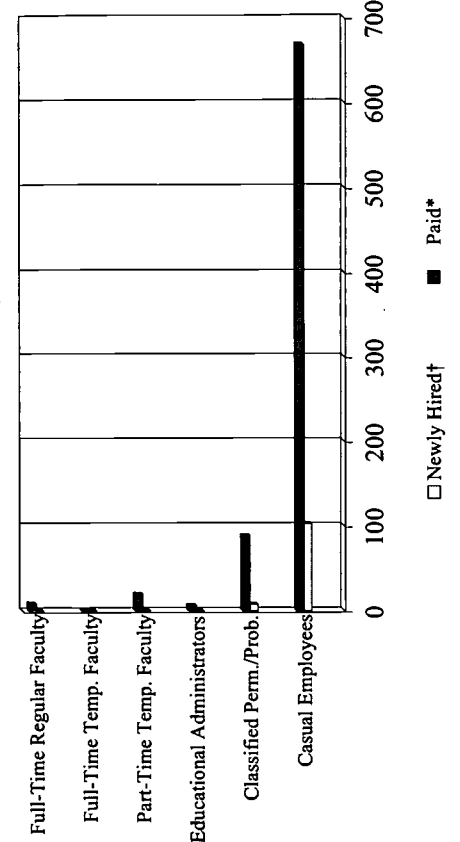
<b>Total District Investments</b>	<u>2002-2003</u>	
	\$9,290,321	
<b>Percent of Statewide Allocation</b>	3.1%	
<b>Expenditures by Goal Area</b>	<b>Goal Totals</b>	<b>% of Total</b>
Goal 1 - Transfer	\$1,903,923	20.5%
Goal 2 - Degrees & Certificates	\$1,309,580	14.1%
Goal 3 - Course Completion	\$2,827,365	30.4%
Goal 4 - Workforce Development	\$1,111,912	12.0%
Goal 5 - Basic Skills	\$2,137,541	23.0%



**Actual and/or Planned Persons (not FTEs)  
Paid or Newly Hired with PFE funds:**

	2002-2003	
	Paid*	Newly Hired†
Full-Time Regular Faculty	9	0
Full-Time Temp. Faculty	0	0
Part-Time Temp. Faculty	20	0
Educational Administrators	7	0
Classified Perm./Prob. (Full-time only)	89	8
<b>Casual Employees</b>	<b>669</b>	<b>103</b>

**District Personnel Paid or Newly Hired from PFE Funds**



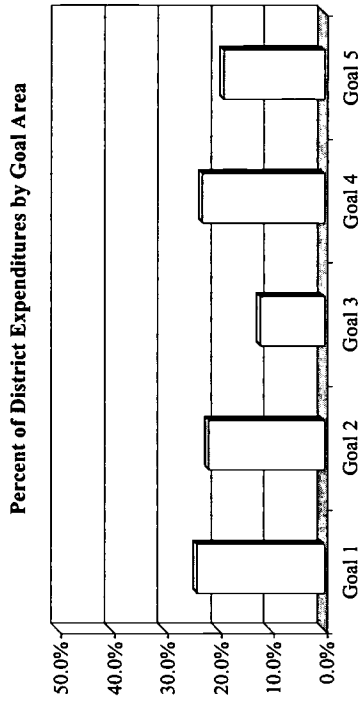
\*Paid refers to employees who are being paid wholly or in part from PFE funds, regardless of the year they were hired. Paid totals may also include new hires.  
†Newly hired refers to employees who are being paid wholly or in part from PFE funds who were or will be newly hired in the 2002-03 FY.

District Contact: Bob Davis  
Phone Number: 714-578-8431  
Email: Bdavis@Nocccd.cc.ca.us

**PARTNERSHIP FOR EXCELLENCE**  
**REPORT ON LOCAL INVESTMENTS OF PARTNERSHIP FUNDS**  
*Academic and Fiscal Year 2002-2003*

**Palo Verde CCD**

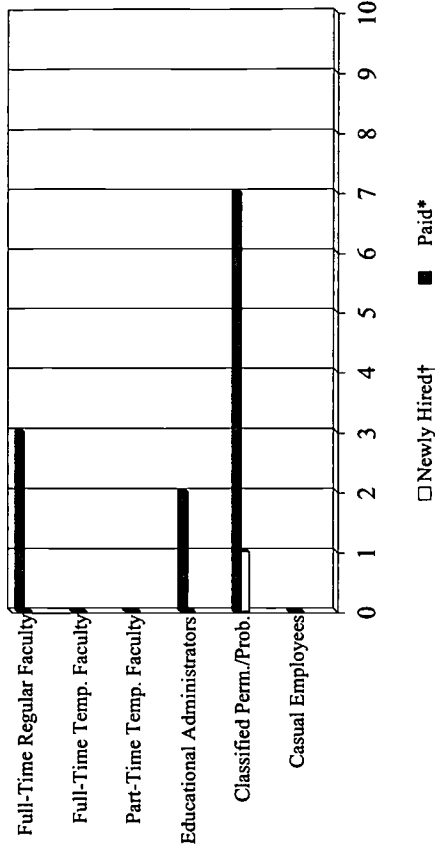
<b>Total District Investments</b>	<b>2002-2003</b>	
	\$900,000	
<b>Percent of Statewide Allocation</b>		0.3%
<b>Expenditures by Goal Area</b>	<b>Goal Totals</b>	<b>% of Total</b>
Goal 1 - Transfer	\$216,375	24.0%
Goal 2 - Degrees & Certificates	\$196,310	21.8%
Goal 3 - Course Completion	\$108,443	12.0%
Goal 4 - Workforce Development	\$207,029	23.0%
Goal 5 - Basic Skills	\$171,843	19.1%



**Actual and/or Planned Persons (not FTEs)  
Paid or Newly Hired with PFE funds:**

	2002-2003	
	Paid*	Newly Hired†
Full-Time Regular Faculty	3	0
Full-Time Temp. Faculty	0	0
Part-Time Temp. Faculty	0	0
Educational Administrators	2	0
Classified Perm./Prob. (Full-time only)	7	1
Casual Employees	0	0

**District Personnel Paid or Newly Hired from PFE Funds**



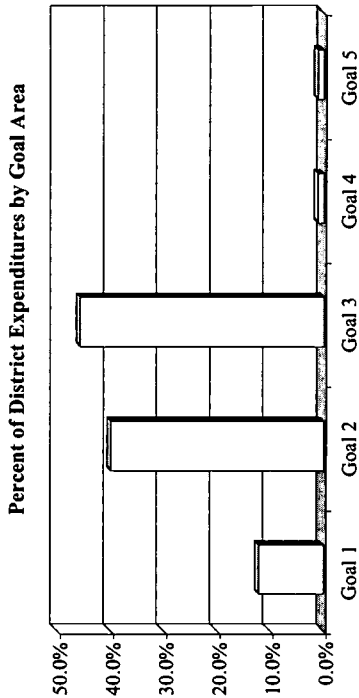
\*Paid refers to employees who are being paid wholly or in part from PFE funds, regardless of the year they were hired. Paid totals may also include new hires.  
†Newly hired refers to employees who are being paid wholly or in part from PFE funds who were or will be newly hired in the 2002-03 FY.

District Contact: Geri Butler  
Phone Number: 760-922-5448  
Email: Gbutler@Paloverde.cc.ca.us

**PARTNERSHIP FOR EXCELLENCE**  
**REPORT ON LOCAL INVESTMENTS OF PARTNERSHIP FUNDS**  
*Academic and Fiscal Year 2002-2003*

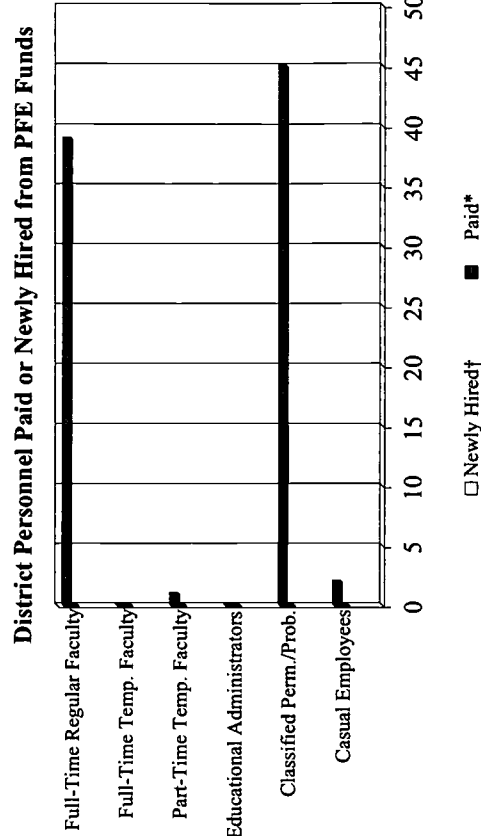
**Palomar CCD**

<b>Total District Investments</b>	<b>2002-2003</b>	
	\$4,771,101	
<b>Percent of Statewide Allocation</b>	1.6%	
<b>Expenditures by Goal Area</b>	<b>Goal Totals</b>	<b>% of Total</b>
Goal 1 - Transfer	\$579,246	12.1%
Goal 2 - Degrees & Certificates	\$1,905,112	39.9%
Goal 3 - Course Completion	\$2,183,481	45.8%
Goal 4 - Workforce Development	\$51,631	1.1%
Goal 5 - Basic Skills	\$51,631	1.1%



**Actual and/or Planned Persons (not FTEs)  
Paid or Newly Hired with PFE funds:**

	2002-2003	
	Paid*	Newly Hired†
Full-Time Regular Faculty	39	0
Full-Time Temp. Faculty	0	0
Part-Time Temp. Faculty	1	0
Educational Administrators	0	0
Classified Perm./Prob. (Full-time only)	45	0
Casual Employees	2	0



\*Paid refers to employees who are being paid wholly or in part from PFE funds, regardless of the year they were hired. Paid totals may also include new hires.  
†Newly hired refers to employees who are being paid wholly or in part from PFE funds who were or will be newly hired in the 2002-03 FY.

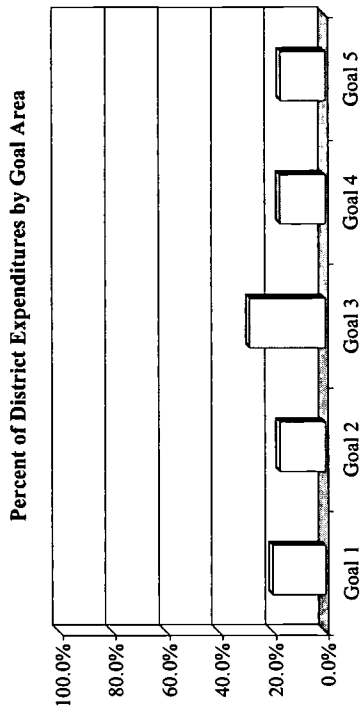
District Contact: Diane Michael  
Phone Number: 760-744-1150 X 2246  
Email: Dmichael@Palomar.edu



**PARTNERSHIP FOR EXCELLENCE**  
**REPORT ON LOCAL INVESTMENTS OF PARTNERSHIP FUNDS**  
*Academic and Fiscal Year 2002-2003*

**Pasadena Area CCD**

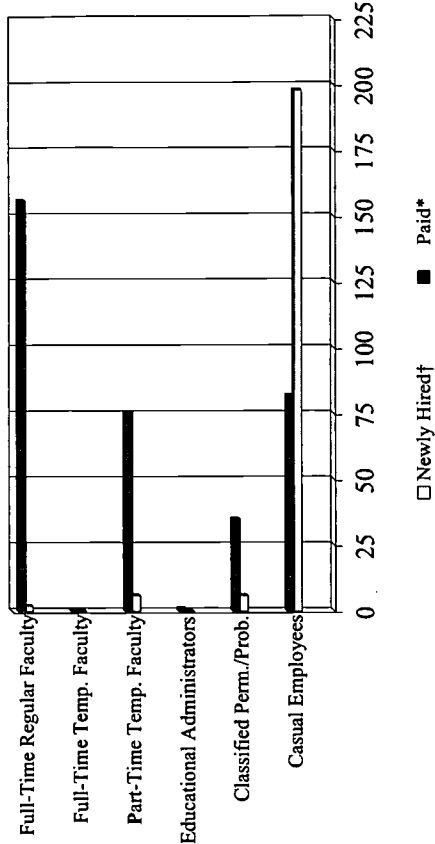
	<u>2002-2003</u>	
<b>Total District Investments</b>	<b>\$5,998,861</b>	
<b>Percent of Statewide Allocation</b>	<b>2.0%</b>	
<b>Expenditures by Goal Area</b>	<b>Goal Totals</b>	<b>% of Total</b>
Goal 1 - Transfer	\$1,201,929	20.0%
Goal 2 - Degrees & Certificates	\$1,046,896	17.5%
Goal 3 - Course Completion	\$1,706,671	28.4%
Goal 4 - Workforce Development	\$1,028,186	17.1%
Goal 5 - Basic Skills	\$1,015,178	16.9%



**Actual and/or Planned Persons (not FTEs)  
Paid or Newly Hired with PFE funds:**

	<u>2002-2003</u>	
	<u>Paid*</u>	<u>Newly Hired†</u>
Full-Time Regular Faculty	156	2
Full-Time Temp. Faculty	0	0
Part-Time Temp. Faculty	76	6
Educational Administrators	1	0
Classified Perm./Prob. (Full-time only)	35	6
Casual Employees	82	198

**District Personnel Paid or Newly Hired from PFE Funds**



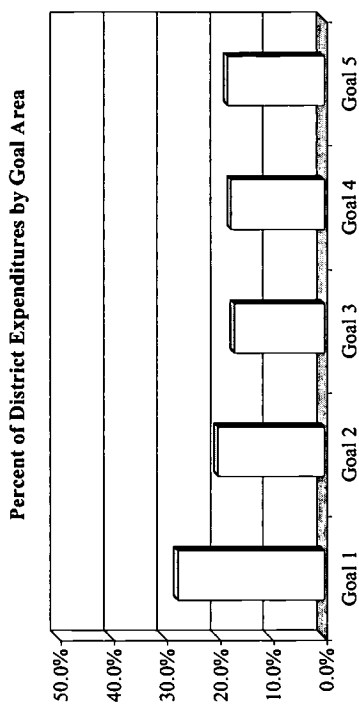
\*Paid refers to employees who are being paid wholly or in part from PFE funds, regardless of the year they were hired. Paid totals may also include new hires.  
†Newly hired refers to employees who are being paid wholly or in part from PFE funds who were or will be newly hired in the 2002-03 FY.

District Contact: Bruce Carter  
Phone Number: 626-585-7140  
Email: Bacarter@Paccd.cc.ca.us

**PARTNERSHIP FOR EXCELLENCE**  
**REPORT ON LOCAL INVESTMENTS OF PARTNERSHIP FUNDS**  
*Academic and Fiscal Year 2002-2003*

**Peralta CCD**

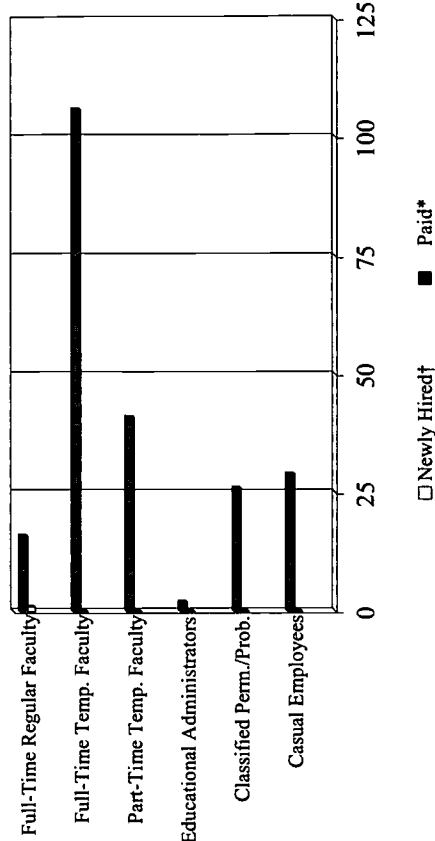
<b>Total District Investments</b>	<b>2002-2003</b>	
	\$4,978,828	
<b>Percent of Statewide Allocation</b>	1.7%	
<b>Expenditures by Goal Area</b>	<b>Goal Totals</b>	<b>% of Total</b>
Goal 1 - Transfer	\$1,367,603	27.5%
Goal 2 - Degrees & Certificates	\$994,147	20.0%
Goal 3 - Course Completion	\$841,220	16.9%
Goal 4 - Workforce Development	\$870,254	17.5%
Goal 5 - Basic Skills	\$905,605	18.2%



**Actual and/or Planned Persons (not FTEs) Paid or Newly Hired with PFE funds:**

	2002-2003	
	Paid*	Newly Hired†
Full-Time Regular Faculty	16	1
Full-Time Temp. Faculty	106	0
Part-Time Temp. Faculty	41	0
Educational Administrators	2	0
Classified Perm./Prob. (Full-time only)	26	0
Casual Employees	29	0

**District Personnel Paid or Newly Hired from PFE Funds**



\*Paid refers to employees who are being paid wholly or in part from PFE funds, regardless of the year they were hired. Paid totals may also include new hires.  
 †Newly hired refers to employees who are being paid wholly or in part from PFE funds who were or will be newly hired in the 2002-03 FY.

District Contact: Yvonne Dorrough  
 Phone Number: 510-466-7254  
 Email: Ydorrough@Peralta.cc.ca.us



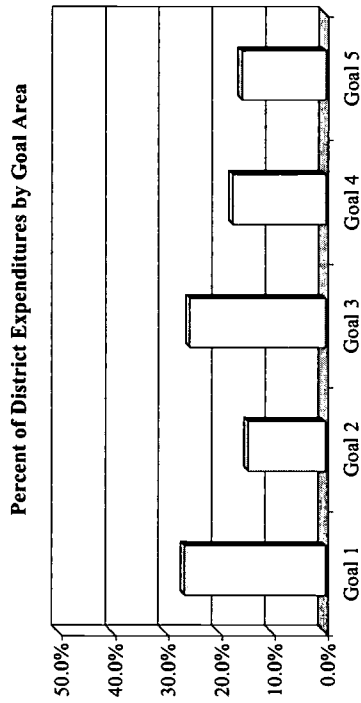
**PARTNERSHIP FOR EXCELLENCE**  
**REPORT ON LOCAL INVESTMENTS OF PARTNERSHIP FUNDS**  
*Academic and Fiscal Year 2002-2003*

**Rancho Santiago CCD**

**Total District Investments**      2002-2003  
**\$7,980,240**

**Percent of Statewide Allocation**      2.7%

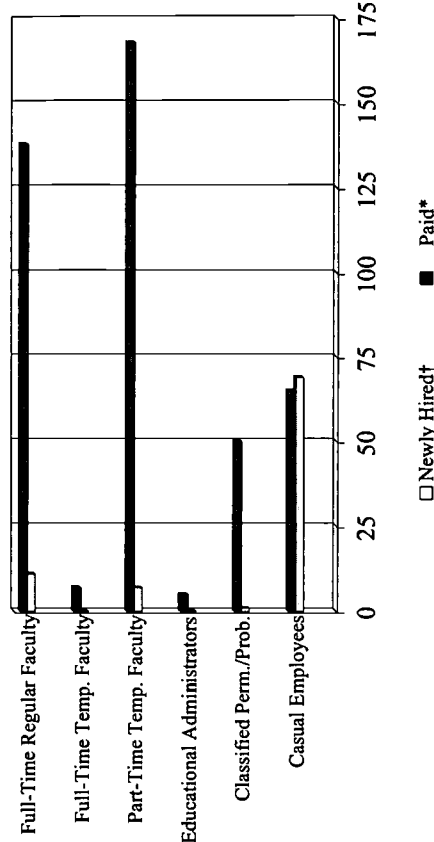
<b>Expenditures by Goal Area</b>	<b>Goal Totals</b>	<b>% of Total</b>
Goal 1 - Transfer	\$2,111,985	26.5%
Goal 2 - Degrees & Certificates	\$1,169,024	14.6%
Goal 3 - Course Completion	\$2,037,276	25.5%
Goal 4 - Workforce Development	\$1,397,394	17.5%
Goal 5 - Basic Skills	\$1,264,560	15.8%



**Actual and/or Planned Persons (not FTEs)  
Paid or Newly Hired with PFE funds:**

	2002-2003	
	<b>Paid*</b>	<b>Newly Hired†</b>
Full-Time Regular Faculty	138	11
Full-Time Temp. Faculty	7	0
Part-Time Temp. Faculty	168	7
Educational Administrators	5	0
Classified Perm./Prob. (Full-time only)	50	1
Casual Employees	65	69

**District Personnel Paid or Newly Hired from PFE Funds**

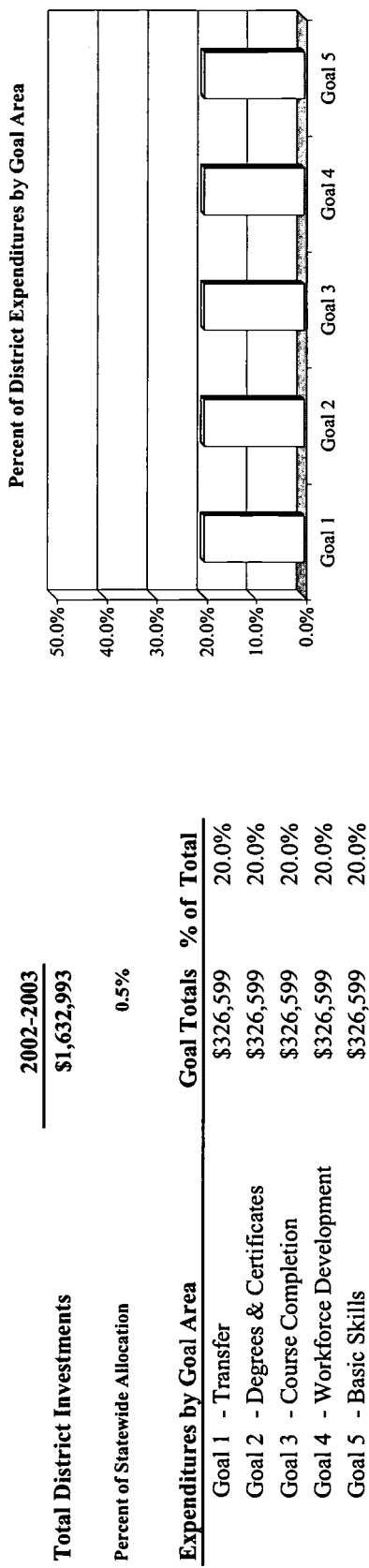


\*Paid refers to employees who are being paid wholly or in part from PFE funds, regardless of the year they were hired. Paid totals may also include new hires.  
†Newly hired refers to employees who are being paid wholly or in part from PFE funds who were or will be newly hired in the 2002-03 FY.

District Contact: Mark Zacovic  
Phone Number: 714-480-7340  
Email: Zacovic\_Mark@Rsccd.org

**PARTNERSHIP FOR EXCELLENCE**  
**REPORT ON LOCAL INVESTMENTS OF PARTNERSHIP FUNDS**  
*Academic and Fiscal Year 2002-2003*

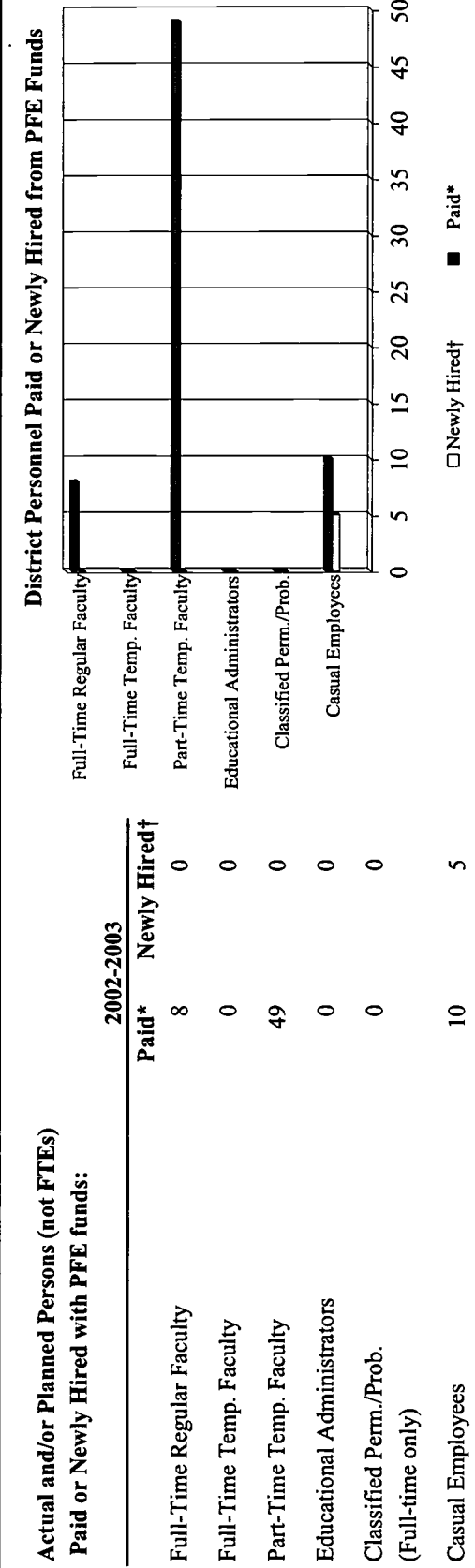
**Redwoods CCD**



	2002-2003
<b>Total District Investments</b>	<b>\$1,632,993</b>
Percent of Statewide Allocation	0.5%

Expenditures by Goal Area	Goal Totals	% of Total
Goal 1 - Transfer	\$326,599	20.0%
Goal 2 - Degrees & Certificates	\$326,599	20.0%
Goal 3 - Course Completion	\$326,599	20.0%
Goal 4 - Workforce Development	\$326,599	20.0%
Goal 5 - Basic Skills	\$326,599	20.0%



	2002-2003	
Actual and/or Planned Persons (not FTEs) Paid or Newly Hired with PFE funds:	Paid*	Newly Hired†
Full-Time Regular Faculty	8	0
Full-Time Temp. Faculty	0	0
Part-Time Temp. Faculty	49	0
Educational Administrators	0	0
Classified Perm./Prob. (Full-time only)	0	0
Casual Employees	10	5

\*Paid refers to employees who are being paid wholly or in part from PFE funds, regardless of the year they were hired. Paid totals may also include new hires.  
 †Newly hired refers to employees who are being paid wholly or in part from PFE funds who were or will be newly hired in the 2002-03 FY.

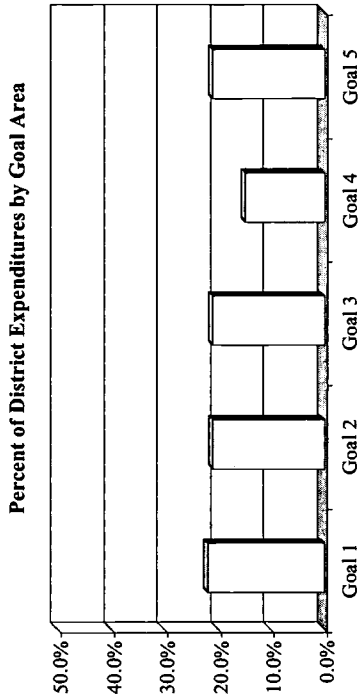
District Contact: Ron Cox  
 Phone Number: 707-476-4122  
 Email: Ron-Cox@Eureka.Redwoods.cc.ca.us

**PARTNERSHIP FOR EXCELLENCE**  
**REPORT ON LOCAL INVESTMENTS OF PARTNERSHIP FUNDS**  
*Academic and Fiscal Year 2002-2003*

**Rio Hondo CCD**

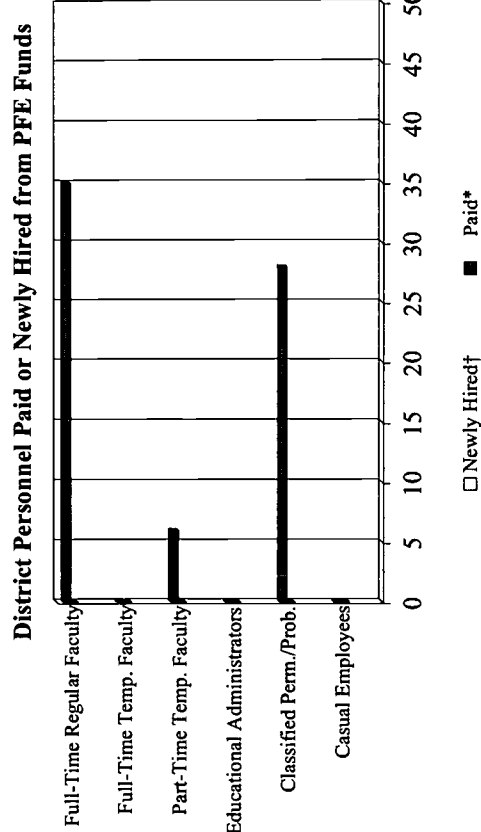
<b>Total District Investments</b>	<b>2002-2003</b>
	<b>\$3,096,106</b>
<b>Percent of Statewide Allocation</b>	<b>1.0%</b>

<b>Expenditures by Goal Area</b>	<b>Goal Totals</b>	<b>% of Total</b>
Goal 1 - Transfer	\$681,223	22.0%
Goal 2 - Degrees & Certificates	\$651,221	21.0%
Goal 3 - Course Completion	\$651,221	21.0%
Goal 4 - Workforce Development	\$461,221	14.9%
Goal 5 - Basic Skills	\$651,221	21.0%



**Actual and/or Planned Persons (not FTEs)  
Paid or Newly Hired with PFE funds:**

	<b>2002-2003</b>	
	<b>Paid*</b>	<b>Newly Hired†</b>
Full-Time Regular Faculty	35	0
Full-Time Temp. Faculty	0	0
Part-Time Temp. Faculty	6	0
Educational Administrators	0	0
Classified Perm./Prob. (Full-time only)	28	0
Casual Employees	0	0



\*Paid refers to employees who are being paid wholly or in part from PFE funds, regardless of the year they were hired. Paid totals may also include new hires.  
†Newly hired refers to employees who are being paid wholly or in part from PFE funds who were or will be newly hired in the 2002-03 FY.

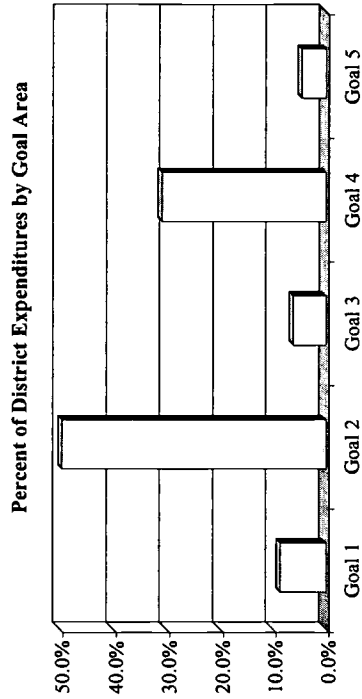
District Contact: Voiza Arnold  
Phone Number: 562-908-3402  
Email: Varnold@Rh.cc.ca.us

**PARTNERSHIP FOR EXCELLENCE**  
**REPORT ON LOCAL INVESTMENTS OF PARTNERSHIP FUNDS**  
*Academic and Fiscal Year 2002-2003*

**Riverside CCD**

<b>Total District Investments</b>	<b>2002-2003</b>
	<b>\$5,606,925</b>
<b>Percent of Statewide Allocation</b>	<b>1.9%</b>

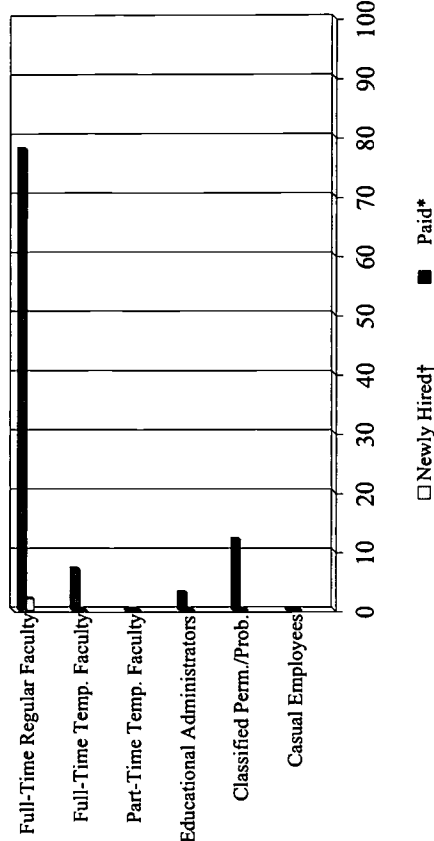
<b>Expenditures by Goal Area</b>	<b>Goal Totals</b>	<b>% of Total</b>
Goal 1 - Transfer	\$485,475	8.7%
Goal 2 - Degrees & Certificates	\$2,784,801	49.7%
Goal 3 - Course Completion	\$348,321	6.2%
Goal 4 - Workforce Development	\$1,732,303	30.9%
Goal 5 - Basic Skills	\$256,023	4.6%



**Actual and/or Planned Persons (not FTEs)  
Paid or Newly Hired with PFE funds:**

	<b>2002-2003</b>	
	<b>Paid*</b>	<b>Newly Hired†</b>
Full-Time Regular Faculty	78	2
Full-Time Temp. Faculty	7	0
Part-Time Temp. Faculty	0	0
Educational Administrators	3	0
Classified Perm./Prob. (Full-time only)	12	0
Casual Employees	0	0

**District Personnel Paid or Newly Hired from PFE Funds**



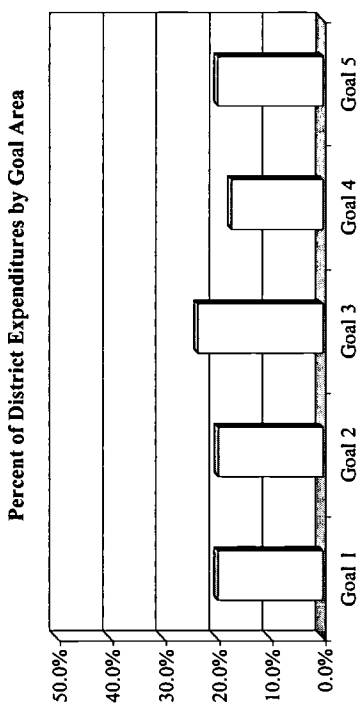
\*Paid refers to employees who are being paid wholly or in part from PFE funds, regardless of the year they were hired. Paid totals may also include new hires.  
†Newly hired refers to employees who are being paid wholly or in part from PFE funds who were or will be newly hired in the 2002-03 FY.

District Contact: James Buysse  
Phone Number: 909-222-8047  
Email: Jbuysse@Rccd.cc.ca.us

**PARTNERSHIP FOR EXCELLENCE**  
**REPORT ON LOCAL INVESTMENTS OF PARTNERSHIP FUNDS**  
*Academic and Fiscal Year 2002-2003*

**San Bernardino CCD**

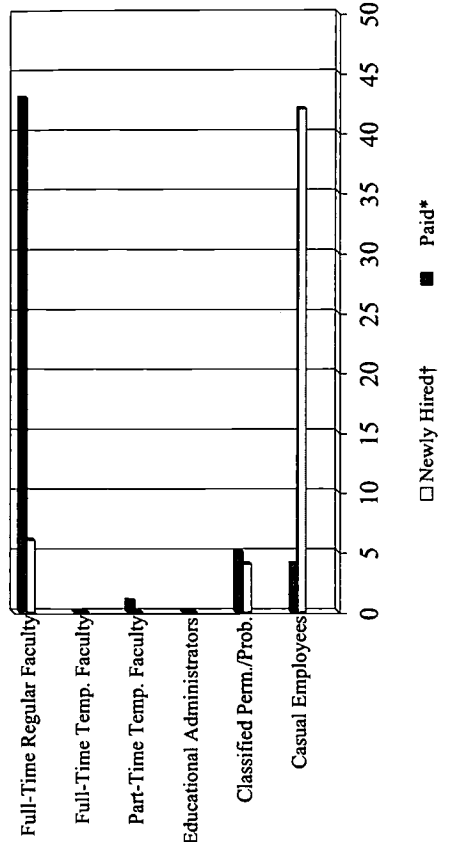
<b>Total District Investments</b>	<b>2002-2003</b>
	<b>\$3,964,180</b>
<b>Percent of Statewide Allocation</b>	<b>1.3%</b>
<b>Expenditures by Goal Area</b>	<b>Goal Totals % of Total</b>
Goal 1 - Transfer	\$781,286 19.7%
Goal 2 - Degrees & Certificates	\$779,688 19.7%
Goal 3 - Course Completion	\$934,397 23.6%
Goal 4 - Workforce Development	\$683,516 17.2%
Goal 5 - Basic Skills	\$785,291 19.8%



**Actual and/or Planned Persons (not FTEs)  
Paid or Newly Hired with PFE funds:**

	<b>2002-2003</b>	
	<b>Paid*</b>	<b>Newly Hired†</b>
Full-Time Regular Faculty	43	6
Full-Time Temp. Faculty	0	0
Part-Time Temp. Faculty	1	0
Educational Administrators	0	0
Classified Perm./Prob. (Full-time only)	5	4
Casual Employees	4	42

**District Personnel Paid or Newly Hired from PFE Funds**



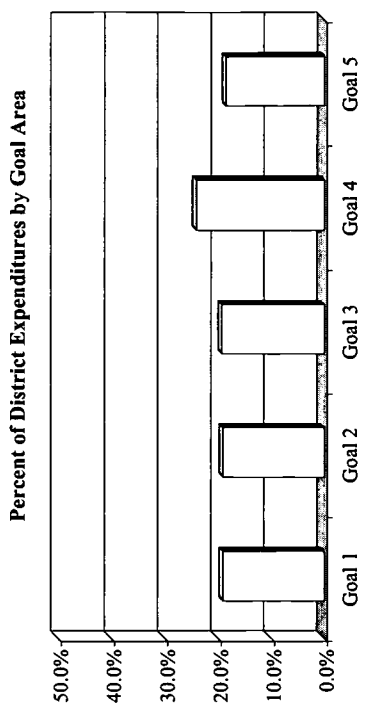
\*Paid refers to employees who are being paid wholly or in part from PFE funds, regardless of the year they were hired. Paid totals may also include new hires.  
†Newly hired refers to employees who are being paid wholly or in part from PFE funds who were or will be newly hired in the 2002-03 FY.

District Contact: Robert Temple  
Phone Number: 909-889-2719  
Email: Btemple@Sbcedd.cc.ca.us

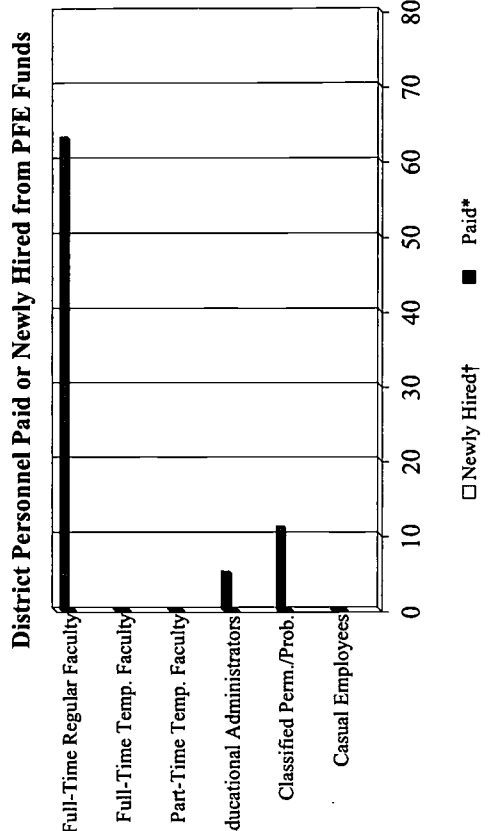
**PARTNERSHIP FOR EXCELLENCE**  
**REPORT ON LOCAL INVESTMENTS OF PARTNERSHIP FUNDS**  
*Academic and Fiscal Year 2002-2003*

San Diego CCD

<b>Total District Investments</b>	<u>2002-2003</u>
	\$12,329,186
<b>Percent of Statewide Allocation</b>	4.1%
<b>Expenditures by Goal Area</b>	<b>Goal Totals % of Total</b>
Goal 1 - Transfer	\$2,348,458 19.0%
Goal 2 - Degrees & Certificates	\$2,349,651 19.1%
Goal 3 - Course Completion	\$2,374,222 19.3%
Goal 4 - Workforce Development	\$2,977,736 24.2%
Goal 5 - Basic Skills	\$2,279,120 18.5%



<b>Actual and/or Planned Persons (not FTEs) Paid or Newly Hired with PFE funds:</b>	<u>2002-2003</u>
	<b>Paid* Newly Hired†</b>
Full-Time Regular Faculty	63 0
Full-Time Temp. Faculty	0 0
Part-Time Temp. Faculty	0 0
Educational Administrators	5 0
Classified Perm./Prob. (Full-time only)	11 0
Casual Employees	0 0



\*Paid refers to employees who are being paid wholly or in part from PFE funds, regardless of the year they were hired. Paid totals may also include new hires.  
 †Newly hired refers to employees who are being paid wholly or in part from PFE funds who were or will be newly hired in the 2002-03 FY.

District Contact: Lynn Neault  
 Phone Number: 619-388-6922  
 Email: Gfohr@Sdccd.net



**PARTNERSHIP FOR EXCELLENCE**  
**REPORT ON LOCAL INVESTMENTS OF PARTNERSHIP FUNDS**  
*Academic and Fiscal Year 2002-2003*

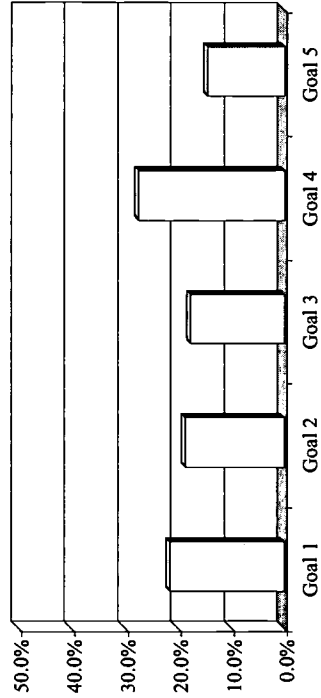
San Francisco CCD

**2002-2003**

**\$10,511,179**

3.5%

**Percent of District Expenditures by Goal Area**



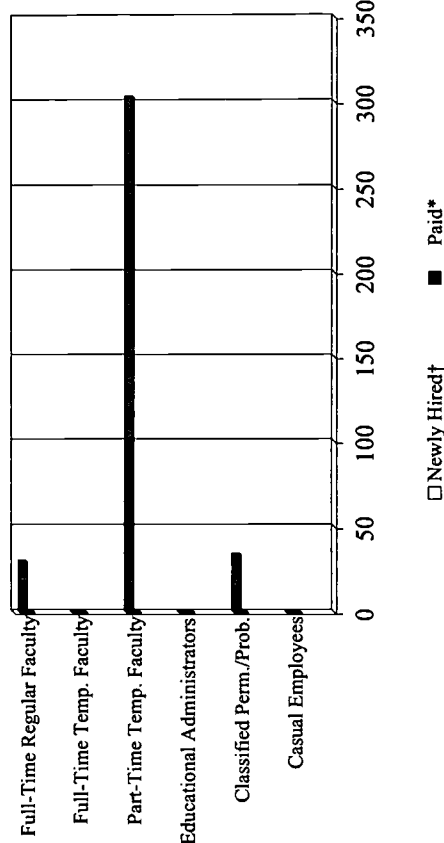
Expenditures by Goal Area	Goal Totals	% of Total
Goal 1 - Transfer	\$2,263,331	21.5%
Goal 2 - Degrees & Certificates	\$1,962,547	18.7%
Goal 3 - Course Completion	\$1,862,384	17.7%
Goal 4 - Workforce Development	\$2,894,367	27.5%
Goal 5 - Basic Skills	\$1,528,550	14.5%

**Actual and/or Planned Persons (not FTEs) Paid or Newly Hired with PFE funds:**

**2002-2003**

	Paid*	Newly Hired†
Full-Time Regular Faculty	30	0
Full-Time Temp. Faculty	0	0
Part-Time Temp. Faculty	303	0
Educational Administrators	0	0
Classified Perm./Prob. (Full-time only)	34	0
Casual Employees	0	0

**District Personnel Paid or Newly Hired from PFE Funds**



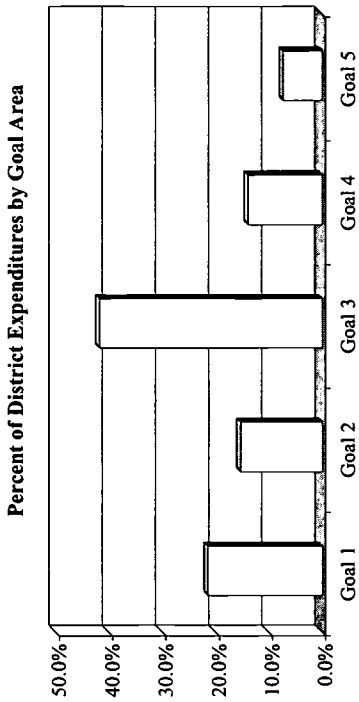
\*Paid refers to employees who are being paid wholly or in part from PFE funds, regardless of the year they were hired. Paid totals may also include new hires.  
 †Newly hired refers to employees who are being paid wholly or in part from PFE funds who were or will be newly hired in the 2002-03 FY.

District Contact: James Kendrix  
 Phone Number: 415-241-2259  
 Email: Jkendirx@Ccsf.org

**PARTNERSHIP FOR EXCELLENCE**  
**REPORT ON LOCAL INVESTMENTS OF PARTNERSHIP FUNDS**  
*Academic and Fiscal Year 2002-2003*

San Joaquin Delta CCD

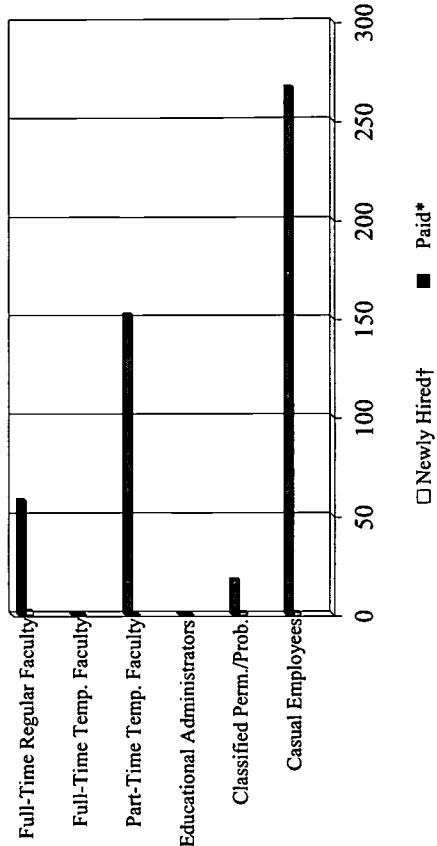
<b>Total District Investments</b>	<b>2002-2003</b>
	\$3,960,499
<b>Percent of Statewide Allocation</b>	1.3%
<b>Expenditures by Goal Area</b>	<b>Goal Totals % of Total</b>
Goal 1 - Transfer	\$852,282 21.5%
Goal 2 - Degrees & Certificates	\$609,749 15.4%
Goal 3 - Course Completion	\$1,655,375 41.8%
Goal 4 - Workforce Development	\$553,868 14.0%
Goal 5 - Basic Skills	\$289,225 7.3%



**Actual and/or Planned Persons (not FTEs)  
Paid or Newly Hired with PFE funds:**

	2002-2003	
	Paid*	Newly Hired†
Full-Time Regular Faculty	58	2
Full-Time Temp. Faculty	0	0
Part-Time Temp. Faculty	152	0
Educational Administrators	1	0
Classified Perm./Prob. (Full-time only)	18	1
Casual Employees	267	1

**District Personnel Paid or Newly Hired from PFE Funds**



\*Paid refers to employees who are being paid wholly or in part from PFE funds, regardless of the year they were hired. Paid totals may also include new hires.  
†Newly hired refers to employees who are being paid wholly or in part from PFE funds who were or will be newly hired in the 2002-03 FY.

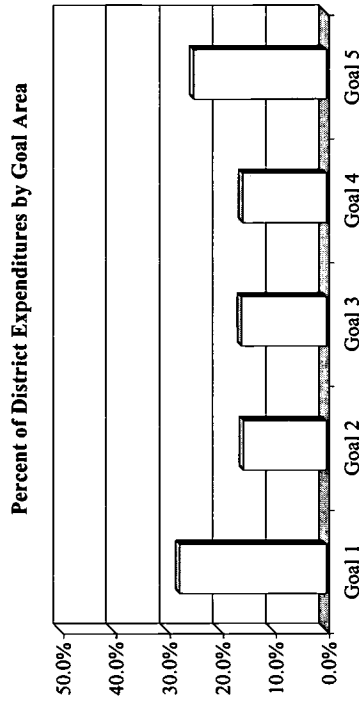
District Contact: Matthew Weinstein  
Phone Number: 209-954-5472  
Email: Mweinstein@Sjddcd.cc.ca.us



**PARTNERSHIP FOR EXCELLENCE**  
**REPORT ON LOCAL INVESTMENTS OF PARTNERSHIP FUNDS**  
*Academic and Fiscal Year 2002-2003*

**San Jose-Evergreen CCD**

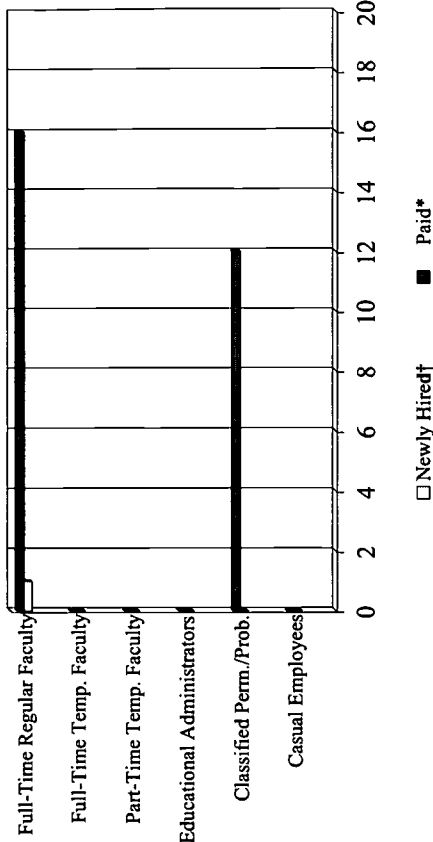
<b>Total District Investments</b>	<b>2002-2003</b>
	<b>\$3,831,505</b>
<b>Percent of Statewide Allocation</b>	<b>1.3%</b>
<b>Expenditures by Goal Area</b>	<b>Goal Totals % of Total</b>
Goal 1 - Transfer	\$1,058,150 27.6%
Goal 2 - Degrees & Certificates	\$599,709 15.7%
Goal 3 - Course Completion	\$612,909 16.0%
Goal 4 - Workforce Development	\$604,024 15.8%
Goal 5 - Basic Skills	\$956,714 25.0%



**Actual and/or Planned Persons (not FTEs) Paid or Newly Hired with PFE funds:**

	2002-2003	
	Paid*	Newly Hired†
Full-Time Regular Faculty	16	1
Full-Time Temp. Faculty	0	0
Part-Time Temp. Faculty	0	0
Educational Administrators	0	0
Classified Perm./Prob. (Full-time only)	12	0
Casual Employees	0	0

**District Personnel Paid or Newly Hired from PFE Funds**



\*Paid refers to employees who are being paid wholly or in part from PFE funds, regardless of the year they were hired. Paid totals may also include new hires.  
 †Newly hired refers to employees who are being paid wholly or in part from PFE funds who were or will be newly hired in the 2002-03 FY.

District Contact: Michael Hill  
 Phone Number: 408-270-6426  
 Email: Mhill@Sjcccd.cc.ca.us

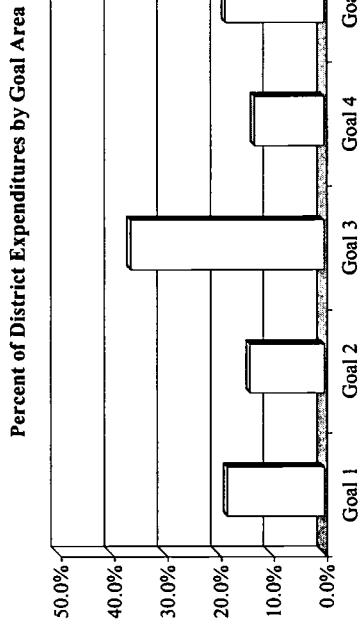
**PARTNERSHIP FOR EXCELLENCE**  
**REPORT ON LOCAL INVESTMENTS OF PARTNERSHIP FUNDS**  
*Academic and Fiscal Year 2002-2003*

**San Luis Obispo County CCD**

**2002-2003**

**\$2,198,282**

**0.7%**



<u>Expenditures by Goal Area</u>	<u>Goal Totals</u>	<u>% of Total</u>
Goal 1 - Transfer	\$399,853	18.2%
Goal 2 - Degrees & Certificates	\$304,564	13.9%
Goal 3 - Course Completion	\$799,592	36.4%
Goal 4 - Workforce Development	\$285,718	13.0%
Goal 5 - Basic Skills	\$408,557	18.6%

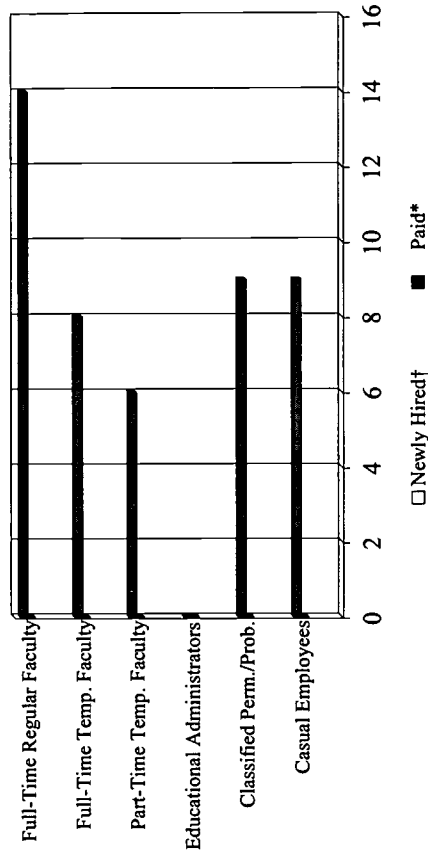
**Total District Investments**

**Percent of Statewide Allocation**

**Actual and/or Planned Persons (not FTEs) Paid or Newly Hired with PFE funds:**

	2002-2003	
	Paid*	Newly Hired†
Full-Time Regular Faculty	14	0
Full-Time Temp. Faculty	8	0
Part-Time Temp. Faculty	6	0
Educational Administrators	0	0
Classified Perm./Prob. (Full-time only)	9	0
Casual Employees	9	0

**District Personnel Paid or Newly Hired from PFE Funds**



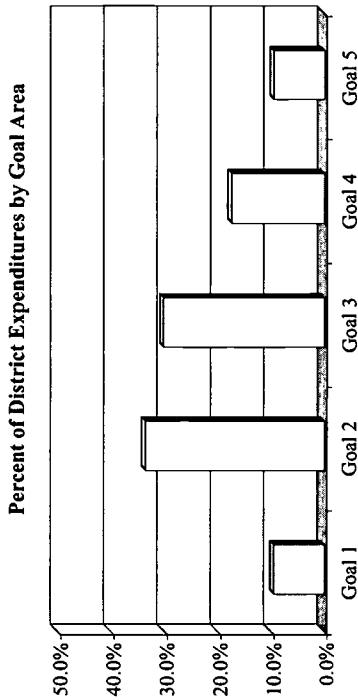
\*Paid refers to employees who are being paid wholly or in part from PFE funds, regardless of the year they were hired. Paid totals may also include new hires.  
 †Newly hired refers to employees who are being paid wholly or in part from PFE funds who were or will be newly hired in the 2002-03 FY.

District Contact: Edrain Maduli  
 Phone Number: 805-546-3120  
 Email: Emaduli@Cuesta.org

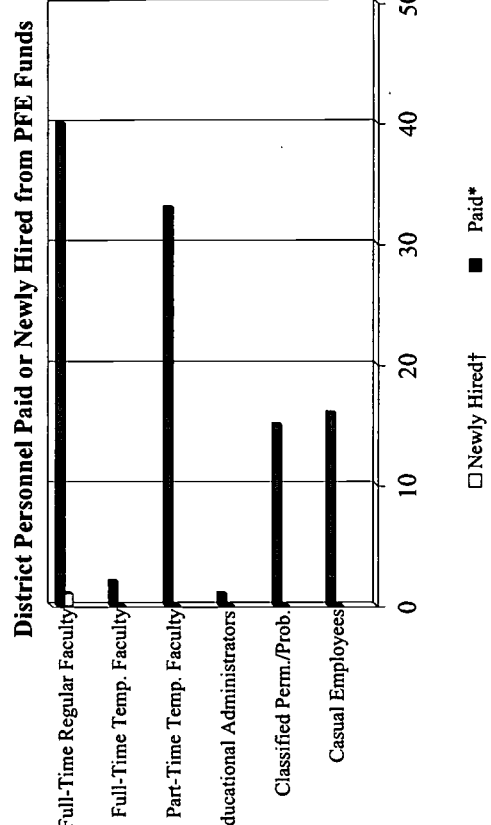
**PARTNERSHIP FOR EXCELLENCE**  
**REPORT ON LOCAL INVESTMENTS OF PARTNERSHIP FUNDS**  
*Academic and Fiscal Year 2002-2003*

San Mateo County CCD

<b>Total District Investments</b>	<u>2002-2003</u>
	\$5,505,133
<b>Percent of Statewide Allocation</b>	1.8%
<b>Expenditures by Goal Area</b>	<b>Goal Totals % of Total</b>
Goal 1 - Transfer	\$522,663 9.5%
Goal 2 - Degrees & Certificates	\$1,843,927 33.5%
Goal 3 - Course Completion	\$1,660,533 30.2%
Goal 4 - Workforce Development	\$957,905 17.4%
Goal 5 - Basic Skills	\$520,106 9.4%



	2002-2003	
	Paid*	Newly Hired†
Full-Time Regular Faculty	40	1
Full-Time Temp. Faculty	2	0
Part-Time Temp. Faculty	33	0
Educational Administrators	1	0
Classified Perm./Prob. (Full-time only)	15	0
Casual Employees	16	0



\*Paid refers to employees who are being paid wholly or in part from PFE funds, regardless of the year they were hired. Paid totals may also include new hires.  
 †Newly hired refers to employees who are being paid wholly or in part from PFE funds who were or will be newly hired in the 2002-03 FY.

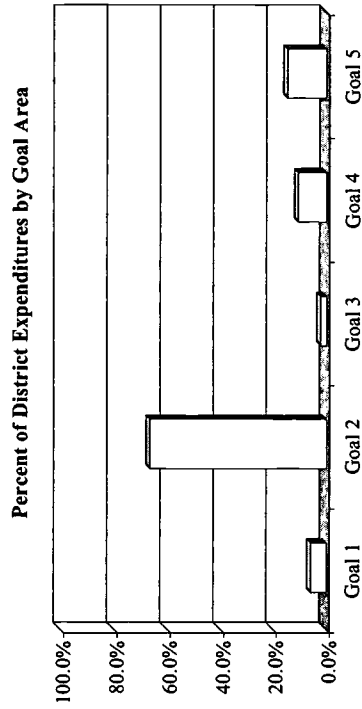
District Contact: Jim Keller  
 Phone Number: 650-358-6790  
 Email: KellerJ@smccd.net



**PARTNERSHIP FOR EXCELLENCE**  
**REPORT ON LOCAL INVESTMENTS OF PARTNERSHIP FUNDS**  
*Academic and Fiscal Year 2002-2003*

Santa Barbara CCD

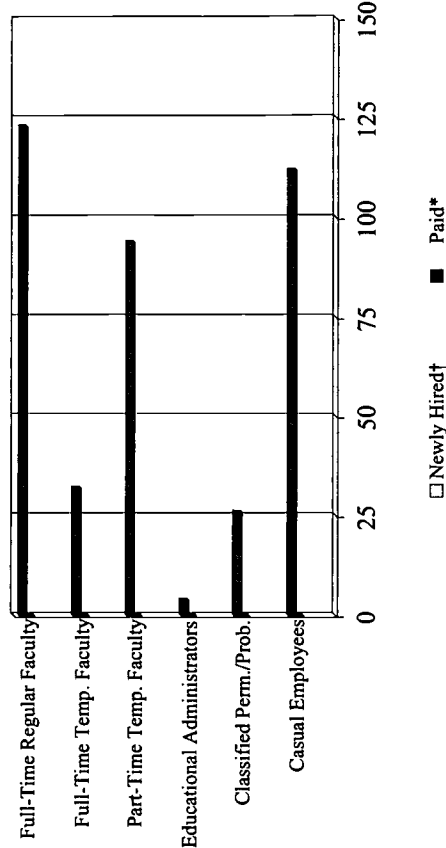
<b>Total District Investments</b>	<b>2002-2003</b>	
	\$3,731,844	
<b>Percent of Statewide Allocation</b>		1.2%
<b>Expenditures by Goal Area</b>	<b>Goal Totals</b>	<b>% of Total</b>
Goal 1 - Transfer	\$215,494	5.8%
Goal 2 - Degrees & Certificates	\$2,484,774	66.6%
Goal 3 - Course Completion	\$80,000	2.1%
Goal 4 - Workforce Development	\$399,290	10.7%
Goal 5 - Basic Skills	\$552,286	14.8%



**Actual and/or Planned Persons (not FTEs)  
Paid or Newly Hired with PFE funds:**

	<b>2002-2003</b>	
	Paid*	Newly Hired†
Full-Time Regular Faculty	123	0
Full-Time Temp. Faculty	32	0
Part-Time Temp. Faculty	94	0
Educational Administrators	4	0
Classified Perm./Prob. (Full-time only)	26	0
Casual Employees	112	0

**District Personnel Paid or Newly Hired from PFE Funds**



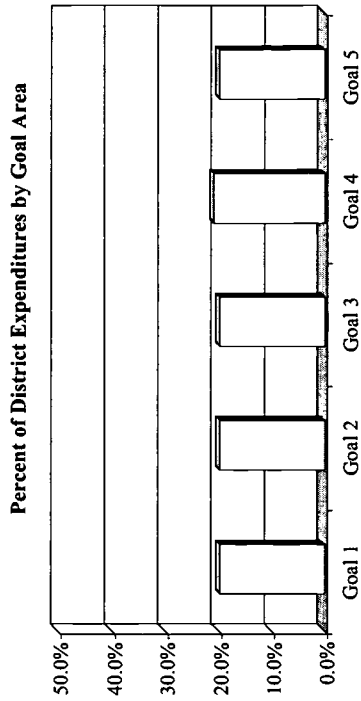
\*Paid refers to employees who are being paid wholly or in part from PFE funds, regardless of the year they were hired. Paid totals may also include new hires.  
†Newly hired refers to employees who are being paid wholly or in part from PFE funds who were or will be newly hired in the 2002-03 FY.

District Contact: Sharon Coffield  
Phone Number: 805-965-581 X 2466  
Email: Coffield@Sbcc.net

**PARTNERSHIP FOR EXCELLENCE**  
**REPORT ON LOCAL INVESTMENTS OF PARTNERSHIP FUNDS**  
*Academic and Fiscal Year 2002-2003*

Santa Clarita CCD

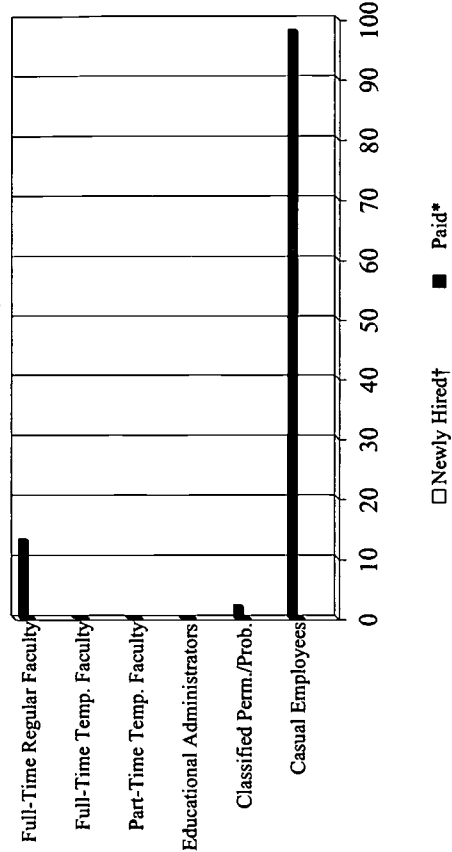
<b>Total District Investments</b>	<u>2002-2003</u>	
	\$1,984,464	
<b>Percent of Statewide Allocation</b>	0.7%	
<b>Expenditures by Goal Area</b>	<b>Goal Totals</b>	<b>% of Total</b>
Goal 1 - Transfer	\$392,493	19.8%
Goal 2 - Degrees & Certificates	\$392,493	19.8%
Goal 3 - Course Completion	\$392,493	19.8%
Goal 4 - Workforce Development	\$414,493	20.9%
Goal 5 - Basic Skills	\$392,493	19.8%



**Actual and/or Planned Persons (not FTEs) Paid or Newly Hired with PFE funds:**

	2002-2003	
	Paid*	Newly Hired†
Full-Time Regular Faculty	13	0
Full-Time Temp. Faculty	0	0
Part-Time Temp. Faculty	0	0
Educational Administrators	0	0
Classified Perm./Prob. (Full-time only)	2	0
Casual Employees	98	0

**District Personnel Paid or Newly Hired from PFE Funds**



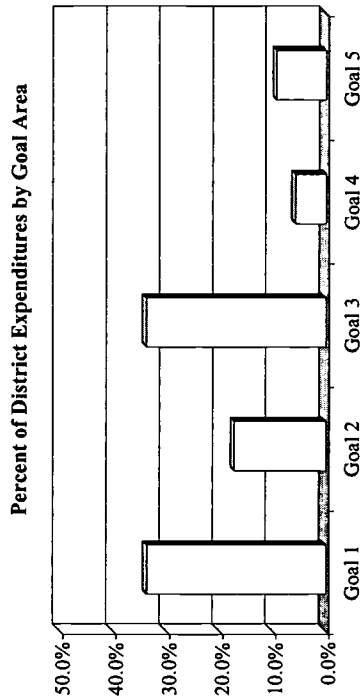
\*Paid refers to employees who are being paid wholly or in part from PFE funds, regardless of the year they were hired. Paid totals may also include new hires.  
 †Newly hired refers to employees who are being paid wholly or in part from PFE funds who were or will be newly hired in the 2002-03 FY.

District Contact: Lea Templer  
 Phone Number: 661-259-7800 X 3375  
 Email: Templer\_L@Mail.Coc.cc.ca.us

**PARTNERSHIP FOR EXCELLENCE**  
**REPORT ON LOCAL INVESTMENTS OF PARTNERSHIP FUNDS**  
*Academic and Fiscal Year 2002-2003*

Santa Monica CCD

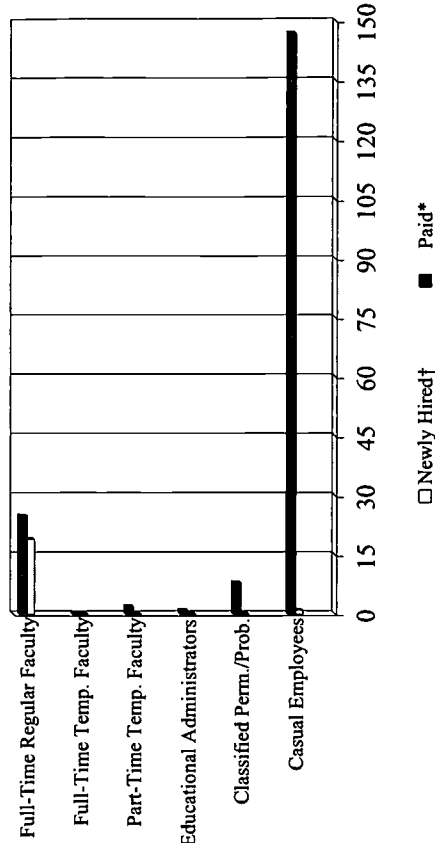
<b>Total District Investments</b>	<b>2002-2003</b>
	\$5,701,813
<b>Percent of Statewide Allocation</b>	1.9%
<b>Expenditures by Goal Area</b>	<b>Goal Totals % of Total</b>
Goal 1 - Transfer	\$1,921,304 33.7%
Goal 2 - Degrees & Certificates	\$985,637 17.3%
Goal 3 - Course Completion	\$1,929,003 33.8%
Goal 4 - Workforce Development	\$331,694 5.8%
Goal 5 - Basic Skills	\$534,177 9.4%



**Actual and/or Planned Persons (not FTEs)  
Paid or Newly Hired with PFE funds:**

	2002-2003	
	Paid*	Newly Hired†
Full-Time Regular Faculty	25	19
Full-Time Temp. Faculty	0	0
Part-Time Temp. Faculty	2	0
Educational Administrators	1	0
Classified Perm./Prob. (Full-time only)	8	0
Casual Employees	147	1

**District Personnel Paid or Newly Hired from PFE Funds**



\*Paid refers to employees who are being paid wholly or in part from PFE funds, regardless of the year they were hired. Paid totals may also include new hires.  
†Newly hired refers to employees who are being paid wholly or in part from PFE funds who were or will be newly hired in the 2002-03 FY.

District Contact: Judith Schwartz  
Phone Number: 310-434-4444  
Email: Schwartz\_Judy@Smc.edu

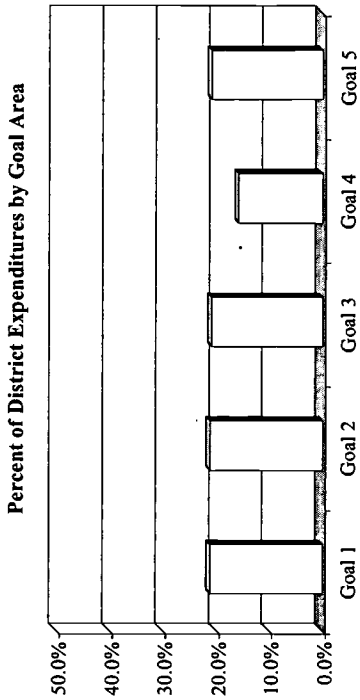
**PARTNERSHIP FOR EXCELLENCE**  
**REPORT ON LOCAL INVESTMENTS OF PARTNERSHIP FUNDS**  
*Academic and Fiscal Year 2002-2003*

**Sequoias CCD**

**Total District Investments** 2002-2003  
**\$2,439,281**

**Percent of Statewide Allocation** 0.8%

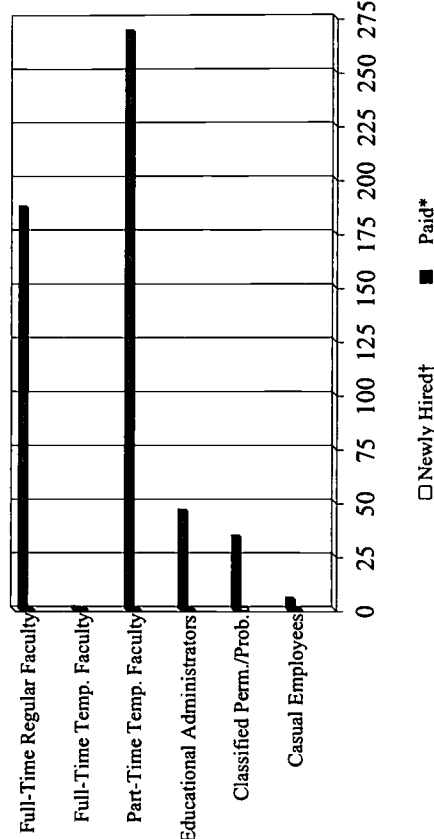
<b>Expenditures by Goal Area</b>	<b>Goal Totals</b>	<b>% of Total</b>
Goal 1 - Transfer	\$516,016	21.2%
Goal 2 - Degrees & Certificates	\$516,016	21.2%
Goal 3 - Course Completion	\$509,445	20.9%
Goal 4 - Workforce Development	\$388,360	15.9%
Goal 5 - Basic Skills	\$509,445	20.9%



**Actual and/or Planned Persons (not FTEs)  
Paid or Newly Hired with PFE funds:**

	<b>2002-2003</b>	
	<b>Paid*</b>	<b>Newly Hired†</b>
Full-Time Regular Faculty	187	0
Full-Time Temp. Faculty	1	0
Part-Time Temp. Faculty	269	0
Educational Administrators	46	0
Classified Perm./Prob. (Full-time only)	34	1
Casual Employees	5	0

**District Personnel Paid or Newly Hired from PFE Funds**



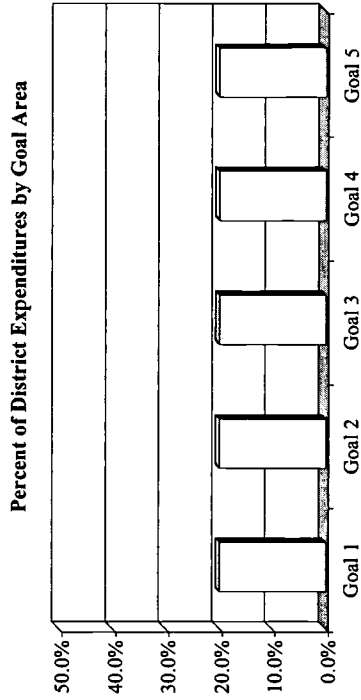
\*Paid refers to employees who are being paid wholly or in part from PFE funds, regardless of the year they were hired. Paid totals may also include new hires.  
†Newly hired refers to employees who are being paid wholly or in part from PFE funds who were or will be newly hired in the 2002-03 FY.

District Contact: Don Goodyear  
Phone Number: 559-730-3778  
Email: donlg@cos.edu

**PARTNERSHIP FOR EXCELLENCE**  
**REPORT ON LOCAL INVESTMENTS OF PARTNERSHIP FUNDS**  
*Academic and Fiscal Year 2002-2003*

**Shasta-Tehama-Trinity CCD**

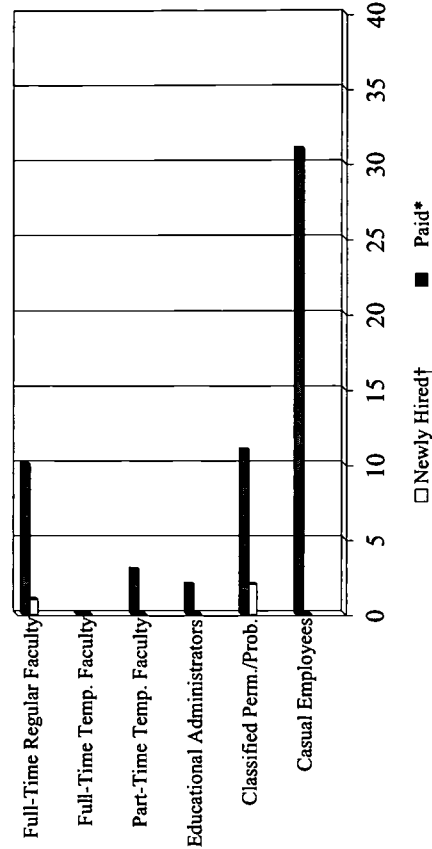
<b>Total District Investments</b>	<b>2002-2003</b>
Percent of Statewide Allocation	\$2,217,316 0.7%
<b>Expenditures by Goal Area</b>	<b>Goal Totals % of Total</b>
Goal 1 - Transfer	\$443,463 20.0%
Goal 2 - Degrees & Certificates	\$443,463 20.0%
Goal 3 - Course Completion	\$443,463 20.0%
Goal 4 - Workforce Development	\$443,463 20.0%
Goal 5 - Basic Skills	\$443,463 20.0%



**Actual and/or Planned Persons (not FTEs)  
Paid or Newly Hired with PFE funds:**

	2002-2003	
	Paid*	Newly Hired†
Full-Time Regular Faculty	10	1
Full-Time Temp. Faculty	0	0
Part-Time Temp. Faculty	3	0
Educational Administrators	2	0
Classified Perm./Prob. (Full-time only)	11	2
Casual Employees	31	0

**District Personnel Paid or Newly Hired from PFE Funds**



\*Paid refers to employees who are being paid wholly or in part from PFE funds, regardless of the year they were hired. Paid totals may also include new hires.  
†Newly hired refers to employees who are being paid wholly or in part from PFE funds who were or will be newly hired in the 2002-03 FY.

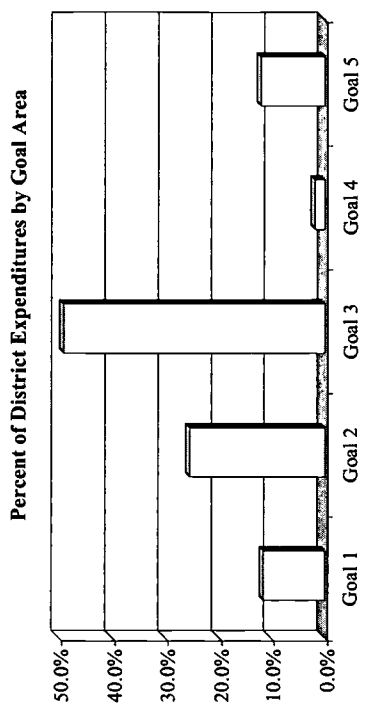
District Contact: Debbie Parisot  
Phone Number: 530-225-3967  
Email: Dparisot@Shastacollege.edu



**PARTNERSHIP FOR EXCELLENCE**  
**REPORT ON LOCAL INVESTMENTS OF PARTNERSHIP FUNDS**  
*Academic and Fiscal Year 2002-2003*

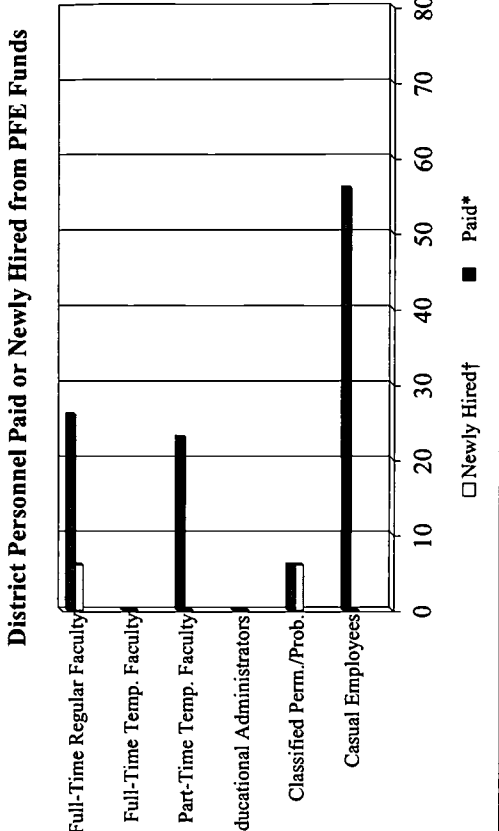
Sierra Joint CCD

<b>Total District Investments</b>	<b>2002-2003</b>
	<b>\$3,377,395</b>
<b>Percent of Statewide Allocation</b>	1.1%
<b>Expenditures by Goal Area</b>	<b>Goal Totals % of Total</b>
Goal 1 - Transfer	\$387,654 11.5%
Goal 2 - Degrees & Certificates	\$858,944 25.4%
Goal 3 - Course Completion	\$1,659,314 49.1%
Goal 4 - Workforce Development	\$62,051 1.8%
Goal 5 - Basic Skills	\$409,432 12.1%



**Actual and/or Planned Persons (not FTEs) Paid or Newly Hired with PFE funds:**

	2002-2003	
	Paid*	Newly Hired†
Full-Time Regular Faculty	26	6
Full-Time Temp. Faculty	0	0
Part-Time Temp. Faculty	23	0
Educational Administrators	0	0
Classified Perm./Prob. (Full-time only)	6	6
Casual Employees	56	0



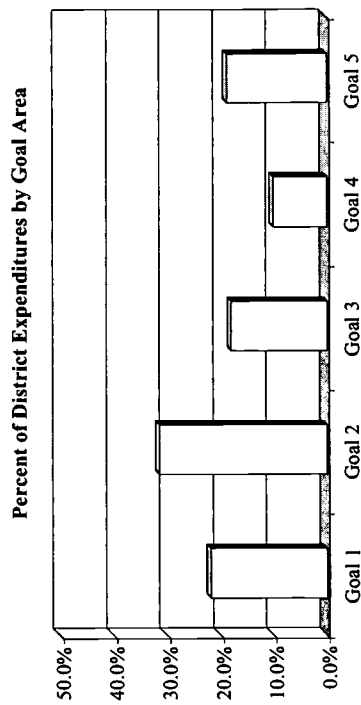
\*Paid refers to employees who are being paid wholly or in part from PFE funds, regardless of the year they were hired. Paid totals may also include new hires.  
 †Newly hired refers to employees who are being paid wholly or in part from PFE funds who were or will be newly hired in the 2002-03 FY.

District Contact: Jo Sumner  
 Phone Number: 916-789-2810  
 Email: Jsumner@Sierracollege.edu

**PARTNERSHIP FOR EXCELLENCE**  
**REPORT ON LOCAL INVESTMENTS OF PARTNERSHIP FUNDS**  
*Academic and Fiscal Year 2002-2003*

**Siskiyou Joint CCD**

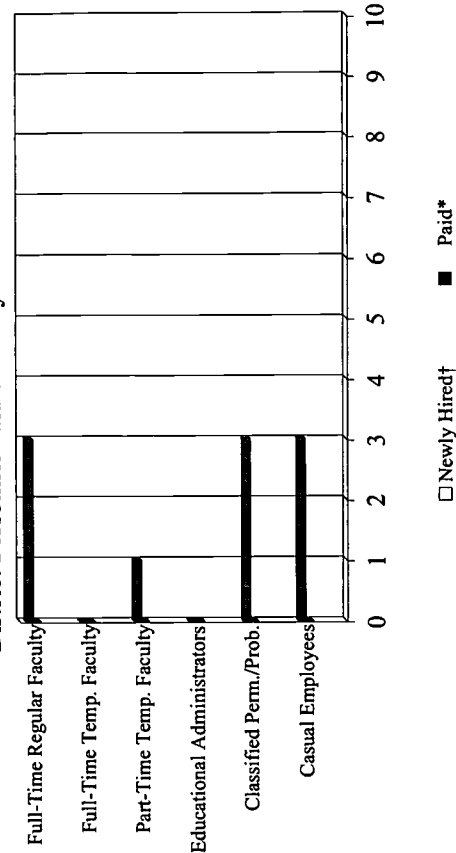
<b>Total District Investments</b>	<b>2002-2003</b>	
	\$900,000	
<b>Percent of Statewide Allocation</b>		0.3%
<b>Expenditures by Goal Area</b>	<b>Goal Totals</b>	<b>% of Total</b>
Goal 1 - Transfer	\$197,075	21.9%
Goal 2 - Degrees & Certificates	\$282,550	31.4%
Goal 3 - Course Completion	\$161,871	18.0%
Goal 4 - Workforce Development	\$89,803	10.0%
Goal 5 - Basic Skills	\$168,701	18.7%



**Actual and/or Planned Persons (not FTEs)  
Paid or Newly Hired with PFE funds:**

	2002-2003	
	Paid*	Newly Hired†
Full-Time Regular Faculty	3	0
Full-Time Temp. Faculty	0	0
Part-Time Temp. Faculty	1	0
Educational Administrators	0	0
Classified Perm./Prob. (Full-time only)	3	0
Casual Employees	3	0

**District Personnel Paid or Newly Hired from PFE Funds**



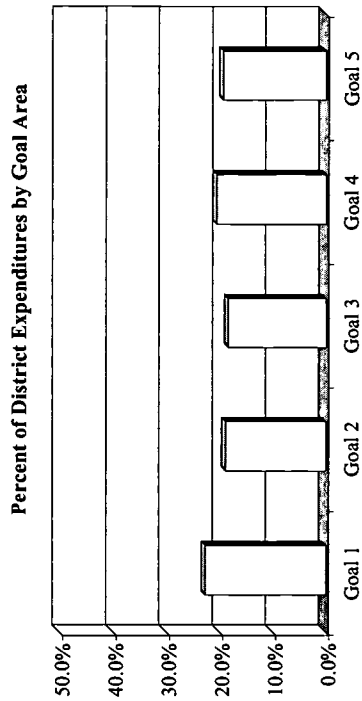
\*Paid refers to employees who are being paid wholly or in part from PFE funds, regardless of the year they were hired. Paid totals may also include new hires.  
†Newly hired refers to employees who are being paid wholly or in part from PFE funds who were or will be newly hired in the 2002-03 FY.

District Contact: Dee Hoffman Wills  
Phone Number: 530-938-5205  
Email: Hoffmanwills@Siskiyou.edu

**PARTNERSHIP FOR EXCELLENCE**  
**REPORT ON LOCAL INVESTMENTS OF PARTNERSHIP FUNDS**  
*Academic and Fiscal Year 2002-2003*

Solano County CCD

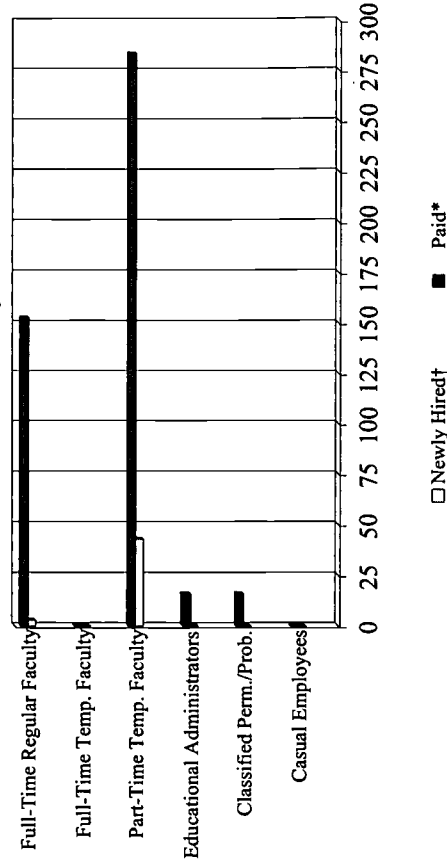
<b>Total District Investments</b>	<b>2002-2003</b>
	<b>\$2,242,439</b>
<b>Percent of Statewide Allocation</b>	<b>0.7%</b>
<b>Expenditures by Goal Area</b>	<b>Goal Totals % of Total</b>
Goal 1 - Transfer	\$510,090 22.7%
Goal 2 - Degrees & Certificates	\$423,647 18.9%
Goal 3 - Course Completion	\$413,056 18.4%
Goal 4 - Workforce Development	\$461,641 20.6%
Goal 5 - Basic Skills	\$434,005 19.4%



**Actual and/or Planned Persons (not FTEs)  
Paid or Newly Hired with PFE funds:**

	2002-2003	
	Paid*	Newly Hired†
Full-Time Regular Faculty	153	3
Full-Time Temp. Faculty	0	0
Part-Time Temp. Faculty	284	43
Educational Administrators	16	0
Classified Perm./Prob. (Full-time only)	16	0
Casual Employees	0	0

**District Personnel Paid or Newly Hired from PFE Funds**



\*Paid refers to employees who are being paid wholly or in part from PFE funds, regardless of the year they were hired. Paid totals may also include new hires.  
†Newly hired refers to employees who are being paid wholly or in part from PFE funds who were or will be newly hired in the 2002-03 FY.

District Contact: Larry Hansen  
Phone Number: 707-864-7000 X 462  
Email: Lhansen@Solano.cc.ca.us

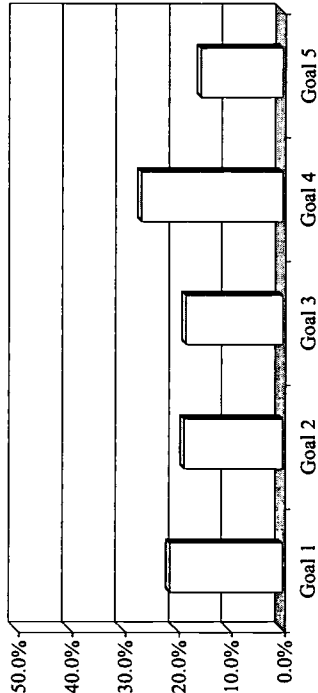
**PARTNERSHIP FOR EXCELLENCE**  
**REPORT ON LOCAL INVESTMENTS OF PARTNERSHIP FUNDS**  
*Academic and Fiscal Year 2002-2003*

**Sonoma County CCD**

**2002-2003**

**\$5,615,383**  
 1.9%

**Percent of District Expenditures by Goal Area**



Expenditures by Goal Area	Goal Totals	% of Total
Goal 1 - Transfer	\$1,190,026	21.2%
Goal 2 - Degrees & Certificates	\$1,042,032	18.6%
Goal 3 - Course Completion	\$1,023,952	18.2%
Goal 4 - Workforce Development	\$1,491,268	26.6%
Goal 5 - Basic Skills	\$868,106	15.5%

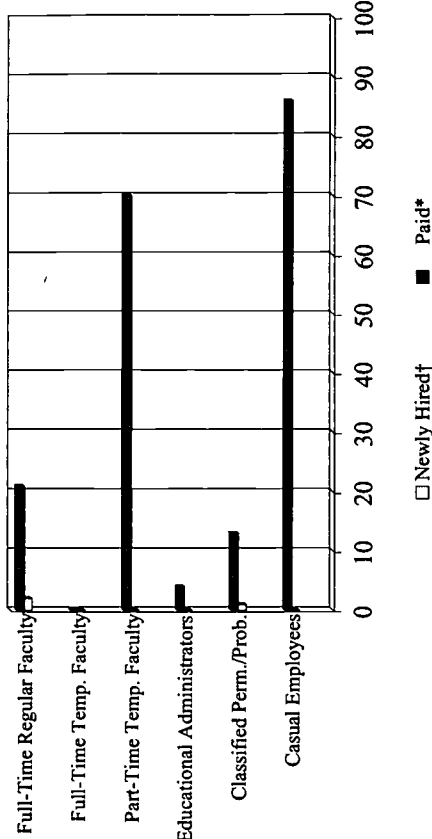
**Total District Investments**

**Percent of Statewide Allocation**

**Actual and/or Planned Persons (not FTEs)  
 Paid or Newly Hired with PFE funds:**

	2002-2003	
	Paid*	Newly Hired†
Full-Time Regular Faculty	21	2
Full-Time Temp. Faculty	0	0
Part-Time Temp. Faculty	70	0
Educational Administrators	4	0
Classified Perm./Prob. (Full-time only)	13	1
Casual Employees	86	0

**District Personnel Paid or Newly Hired from PFE Funds**



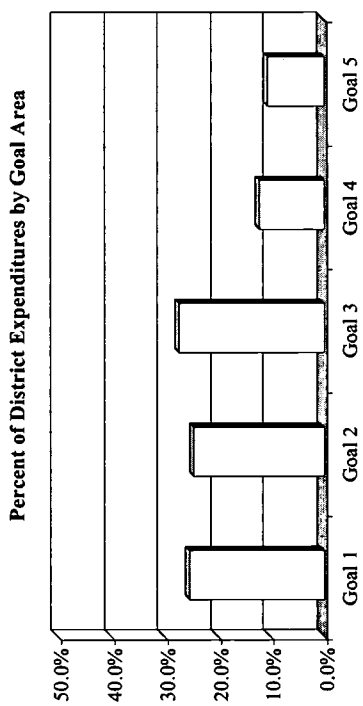
\*Paid refers to employees who are being paid wholly or in part from PFE funds, regardless of the year they were hired. Paid totals may also include new hires.  
 †Newly hired refers to employees who are being paid wholly or in part from PFE funds who were or will be newly hired in the 2002-03 FY.

District Contact: KC Boatsman  
 Phone Number: 707-521-7940  
 Email: Kboatsman@Santarosa.edu

**PARTNERSHIP FOR EXCELLENCE**  
**REPORT ON LOCAL INVESTMENTS OF PARTNERSHIP FUNDS**  
*Academic and Fiscal Year 2002-2003*

**South Orange County CCD**

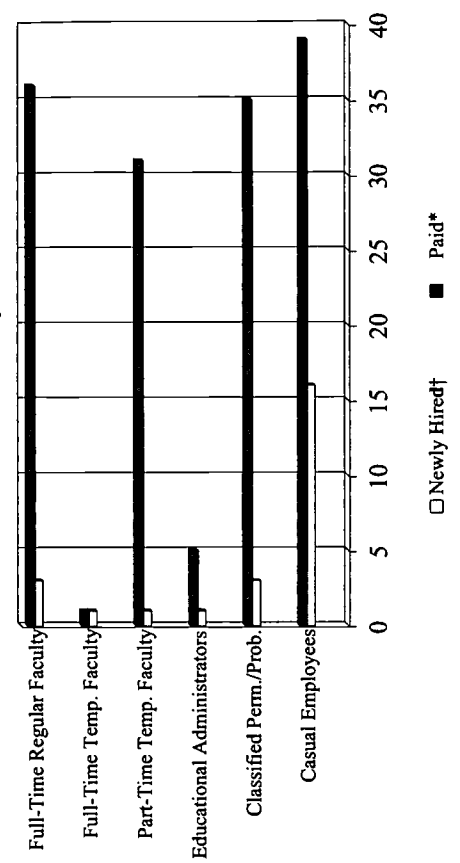
<b>Total District Investments</b>	<b>2002-2003</b>	
	\$6,215,735	
<b>Percent of Statewide Allocation</b>		2.1%
<b>Expenditures by Goal Area</b>	<b>Goal Totals</b>	<b>% of Total</b>
Goal 1 - Transfer	\$1,580,596	25.4%
Goal 2 - Degrees & Certificates	\$1,528,644	24.6%
Goal 3 - Course Completion	\$1,696,931	27.3%
Goal 4 - Workforce Development	\$752,760	12.1%
Goal 5 - Basic Skills	\$656,804	10.6%



**Actual and/or Planned Persons (not FTEs) Paid or Newly Hired with PFE funds:**

	2002-2003	
	Paid*	Newly Hired†
Full-Time Regular Faculty	36	3
Full-Time Temp. Faculty	1	1
Part-Time Temp. Faculty	31	1
Educational Administrators	5	1
Classified Perm./Prob. (Full-time only)	35	3
Casual Employees	39	16

**District Personnel Paid or Newly Hired from PFE Funds**



\*Paid refers to employees who are being paid wholly or in part from PFE funds, regardless of the year they were hired. Paid totals may also include new hires.  
 †Newly hired refers to employees who are being paid wholly or in part from PFE funds who were or will be newly hired in the 2002-03 F.Y.

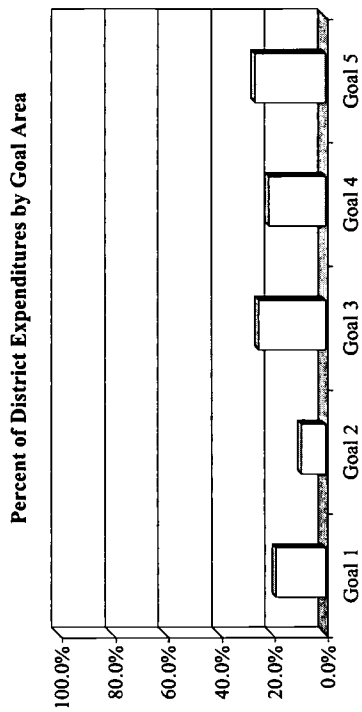
District Contact: Katie Slavin  
 Phone Number: 949-582-4661  
 Email: Kslavin@Soocccd.cc.ca.us



**PARTNERSHIP FOR EXCELLENCE**  
**REPORT ON LOCAL INVESTMENTS OF PARTNERSHIP FUNDS**  
*Academic and Fiscal Year 2002-2003*

**Southwestern CCD**

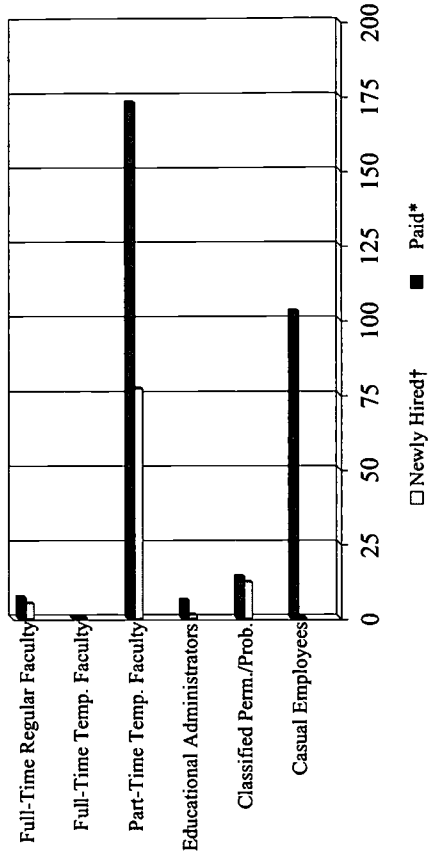
<b>Total District Investments</b>	<u>2002-2003</u>	
	\$3,900,639	
<b>Percent of Statewide Allocation</b>	1.3%	
<b>Expenditures by Goal Area</b>	<b>Goal Totals</b>	<b>% of Total</b>
Goal 1 - Transfer	\$720,971	18.5%
Goal 2 - Degrees & Certificates	\$350,596	9.0%
Goal 3 - Course Completion	\$975,841	25.0%
Goal 4 - Workforce Development	\$825,232	21.2%
Goal 5 - Basic Skills	\$1,027,999	26.4%



**Actual and/or Planned Persons (not FTEs)  
Paid or Newly Hired with PFE funds:**

	2002-2003	
	Paid*	Newly Hired†
Full-Time Regular Faculty	7	5
Full-Time Temp. Faculty	0	0
Part-Time Temp. Faculty	173	77
Educational Administrators	6	1
Classified Perm./Prob. (Full-time only)	14	12
Casual Employees	103	0

**District Personnel Paid or Newly Hired from PFE Funds**



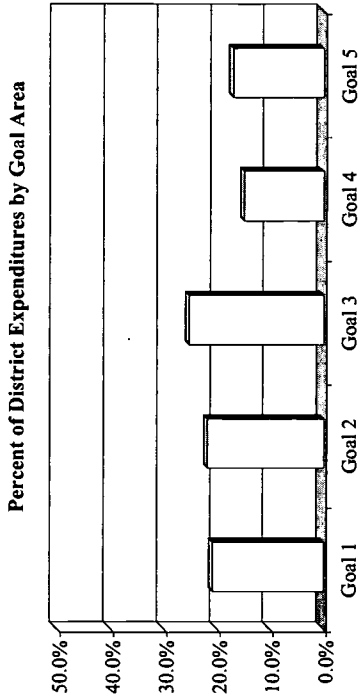
\*Paid refers to employees who are being paid wholly or in part from PFE funds, regardless of the year they were hired. Paid totals may also include new hires.  
†Newly hired refers to employees who are being paid wholly or in part from PFE funds who were or will be newly hired in the 2002-03 FY.

District Contact: Rosemary Zins  
Phone Number: 619-482-6303  
Email: Rzins@Swc.cc.ca.us

**PARTNERSHIP FOR EXCELLENCE**  
**REPORT ON LOCAL INVESTMENTS OF PARTNERSHIP FUNDS**  
*Academic and Fiscal Year 2002-2003*

**State Center CCD**

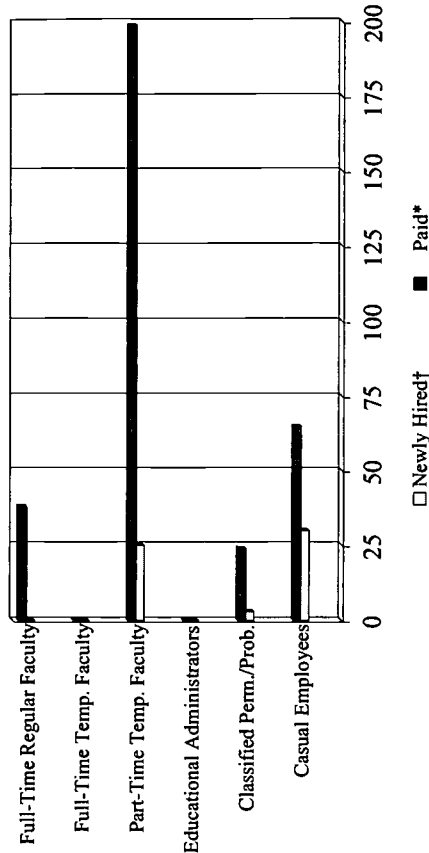
<b>Total District Investments</b>	<b>2002-2003</b>
	<b>\$6,385,181</b>
<b>Percent of Statewide Allocation</b>	<b>2.1%</b>
<b>Expenditures by Goal Area</b>	
Goal 1 - Transfer	Goal Totals    % of Total
Goal 2 - Degrees & Certificates	\$1,330,561    20.8%
Goal 3 - Course Completion	\$1,397,566    21.9%
Goal 4 - Workforce Development	\$1,617,884    25.3%
Goal 5 - Basic Skills	\$950,977    14.9%
	\$1,088,192    17.0%



**Actual and/or Planned Persons (not FTEs)  
Paid or Newly Hired with PFE funds:**

	2002-2003	
	Paid*	Newly Hired†
Full-Time Regular Faculty	38	0
Full-Time Temp. Faculty	0	0
Part-Time Temp. Faculty	199	25
Educational Administrators	0	0
Classified Perm./Prob. (Full-time only)	24	3
Casual Employees	65	30

**District Personnel Paid or Newly Hired from PFE Funds**



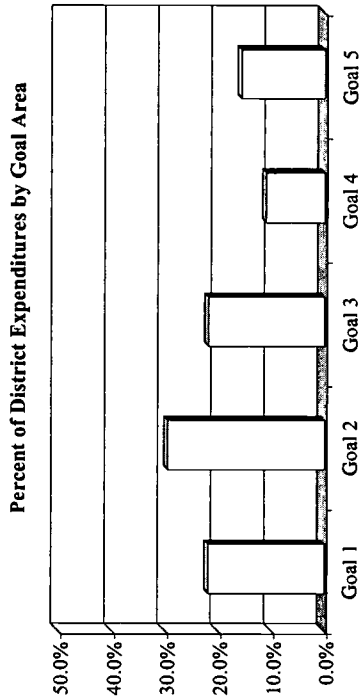
\*Paid refers to employees who are being paid wholly or in part from PFE funds, regardless of the year they were hired. Paid totals may also include new hires.  
†Newly hired refers to employees who are being paid wholly or in part from PFE funds who were or will be newly hired in the 2002-03 FY.

District Contact: John Cummings  
Phone Number: 559-442-8217  
Email: John.Cummings.Scccd.com

**PARTNERSHIP FOR EXCELLENCE**  
**REPORT ON LOCAL INVESTMENTS OF PARTNERSHIP FUNDS**  
*Academic and Fiscal Year 2002-2003*

**Ventura County CCD**

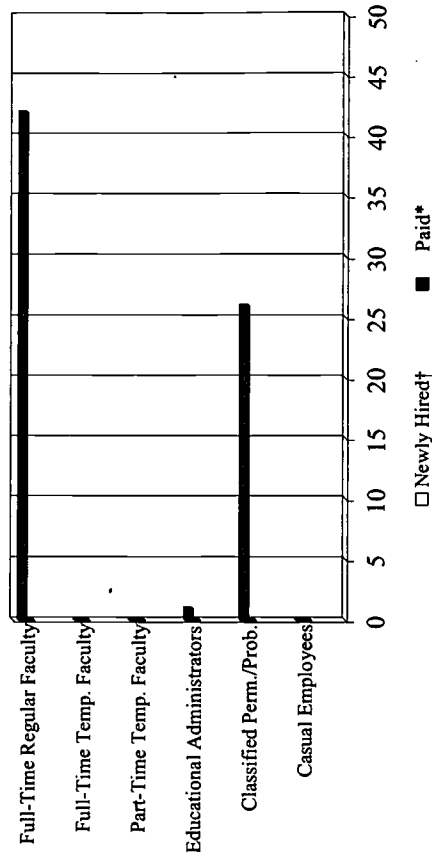
<b>Total District Investments</b>	<b>2002-2003</b>
	<b>\$6,912,563</b>
<b>Percent of Statewide Allocation</b>	<b>2.3%</b>
<b>Expenditures by Goal Area</b>	<b>Goal Totals % of Total</b>
Goal 1 - Transfer	\$1,512,322 21.9%
Goal 2 - Degrees & Certificates	\$2,041,707 29.5%
Goal 3 - Course Completion	\$1,513,394 21.9%
Goal 4 - Workforce Development	\$762,384 11.0%
Goal 5 - Basic Skills	\$1,082,755 15.7%



**Actual and/or Planned Persons (not FTEs)  
Paid or Newly Hired with PFE funds:**

	<b>2002-2003</b>	
	<b>Paid*</b>	<b>Newly Hired†</b>
Full-Time Regular Faculty	42	0
Full-Time Temp. Faculty	0	0
Part-Time Temp. Faculty	0	0
Educational Administrators	1	0
Classified Perm./Prob. (Full-time only)	26	0
Casual Employees	0	0

**District Personnel Paid or Newly Hired from PFE Funds**



\*Paid refers to employees who are being paid wholly or in part from PFE funds, regardless of the year they were hired. Paid totals may also include new hires.  
†Newly hired refers to employees who are being paid wholly or in part from PFE funds who were or will be newly hired in the 2002-03 FY.

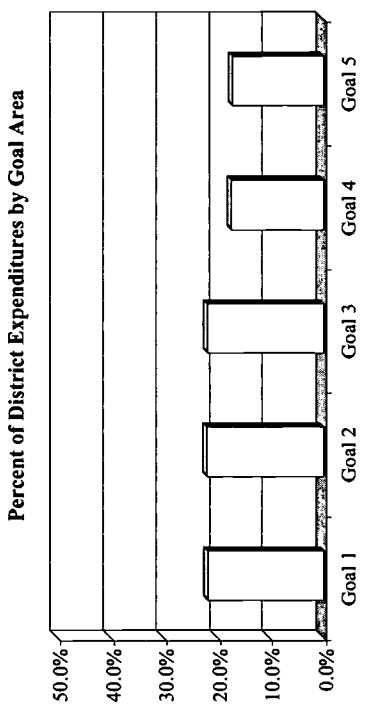
District Contact: Barbara McGinley  
Phone Number: 805-384-3814  
Email: Bmcginley@Vcccd.net



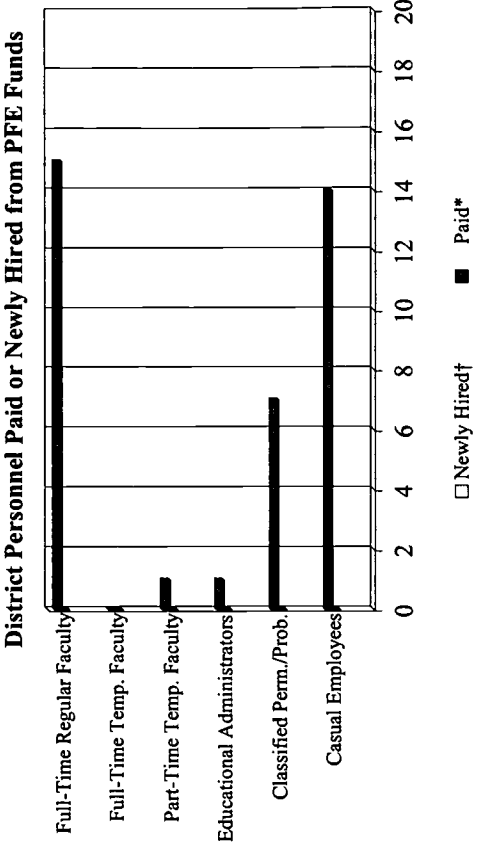
**PARTNERSHIP FOR EXCELLENCE**  
**REPORT ON LOCAL INVESTMENTS OF PARTNERSHIP FUNDS**  
*Academic and Fiscal Year 2002-2003*

**Victor Valley CCD**

<b>Total District Investments</b>	<b>2002-2003</b>
	<b>\$2,094,804</b>
<b>Percent of Statewide Allocation</b>	<b>0.7%</b>
<b>Expenditures by Goal Area</b>	<b>Goal Totals % of Total</b>
Goal 1 - Transfer	\$455,255 21.7%
Goal 2 - Degrees & Certificates	\$459,237 21.9%
Goal 3 - Course Completion	\$457,465 21.8%
Goal 4 - Workforce Development	\$363,634 17.4%
Goal 5 - Basic Skills	\$359,214 17.1%



<b>Actual and/or Planned Persons (not FTEs) Paid or Newly Hired with PFE funds:</b>	<b>2002-2003</b>	
	<b>Paid*</b>	<b>Newly Hired†</b>
Full-Time Regular Faculty	15	0
Full-Time Temp. Faculty	0	0
Part-Time Temp. Faculty	1	0
Educational Administrators	1	0
Classified Perm./Prob. (Full-time only)	7	0
Casual Employees	14	0



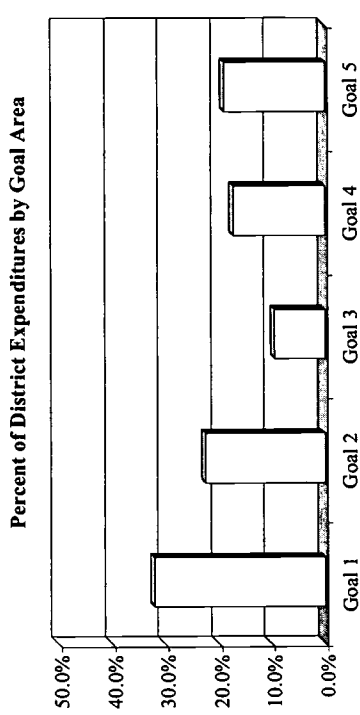
\*Paid refers to employees who are being paid wholly or in part from PFE funds, regardless of the year they were hired. Paid totals may also include new hires.  
 †Newly hired refers to employees who are being paid wholly or in part from PFE funds who were or will be newly hired in the 2002-03 FY.

District Contact: John Howard  
 Phone Number: 760-245-4271 X 2284  
 Email: jwilliams@victor.cc.ca.us

**PARTNERSHIP FOR EXCELLENCE**  
**REPORT ON LOCAL INVESTMENTS OF PARTNERSHIP FUNDS**  
*Academic and Fiscal Year 2002-2003*

**West Hills CCD**

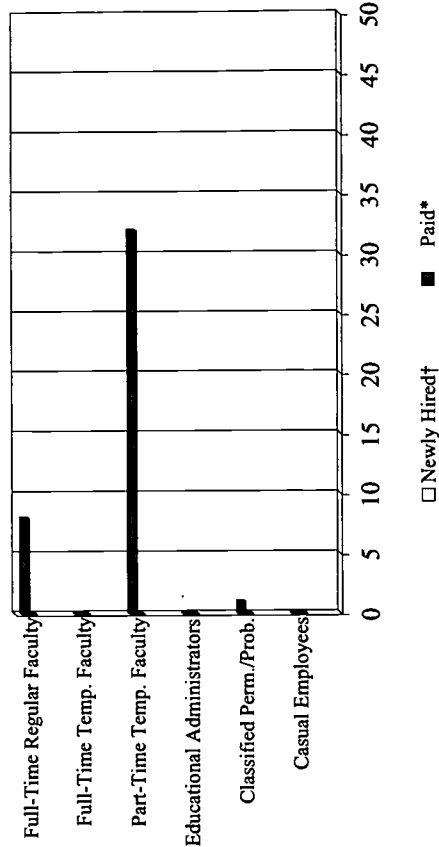
<b>Total District Investments</b>	<u>2002-2003</u>	
	\$975,270	
<b>Percent of Statewide Allocation</b>		0.3%
<b>Expenditures by Goal Area</b>	<b>Goal Totals</b>	<b>% of Total</b>
Goal 1 - Transfer	\$312,405	32.0%
Goal 2 - Degrees & Certificates	\$219,004	22.5%
Goal 3 - Course Completion	\$91,171	9.3%
Goal 4 - Workforce Development	\$168,307	17.3%
Goal 5 - Basic Skills	\$184,384	18.9%



**Actual and/or Planned Persons (not FTEs)  
Paid or Newly Hired with PFE funds:**

	2002-2003	
	Paid*	Newly Hired†
Full-Time Regular Faculty	8	0
Full-Time Temp. Faculty	0	0
Part-Time Temp. Faculty	32	0
Educational Administrators	0	0
Classified Perm./Prob. (Full-time only)	1	0
Casual Employees	0	0

**District Personnel Paid or Newly Hired from PFE Funds**



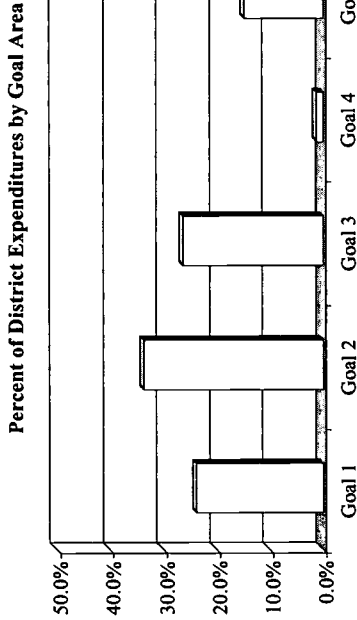
\*Paid refers to employees who are being paid wholly or in part from PFE funds, regardless of the year they were hired. Paid totals may also include new hires.  
†Newly hired refers to employees who are being paid wholly or in part from PFE funds who were or will be newly hired in the 2002-03 FY.

District Contact: Jack Mahrt  
Phone Number: 559-934-2116  
Email: [annejorgens@westhillscollege](mailto:annejorgens@westhillscollege)

**PARTNERSHIP FOR EXCELLENCE**  
**REPORT ON LOCAL INVESTMENTS OF PARTNERSHIP FUNDS**  
*Academic and Fiscal Year 2002-2003*

West Kern CCD

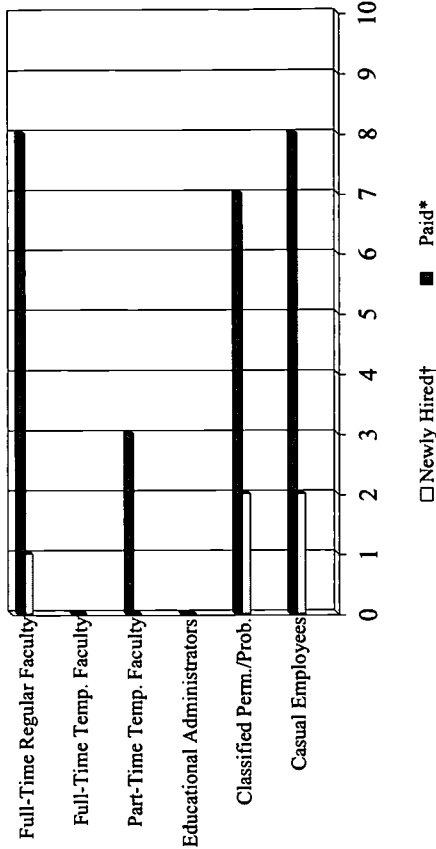
<b>Total District Investments</b>	<b>2002-2003</b>	
	\$900,000	
<b>Percent of Statewide Allocation</b>		0.3%
<b>Expenditures by Goal Area</b>	<b>Goal Totals</b>	<b>% of Total</b>
Goal 1 - Transfer	\$215,258	23.9%
Goal 2 - Degrees & Certificates	\$303,254	33.7%
Goal 3 - Course Completion	\$237,696	26.4%
Goal 4 - Workforce Development	\$11,208	1.2%
Goal 5 - Basic Skills	\$132,585	14.7%



**Actual and/or Planned Persons (not FTEs)  
Paid or Newly Hired with PFE funds:**

	2002-2003	
	Paid*	Newly Hired†
Full-Time Regular Faculty	8	1
Full-Time Temp. Faculty	0	0
Part-Time Temp. Faculty	3	0
Educational Administrators	0	0
Classified Perm./Prob. (Full-time only)	7	2
Casual Employees	8	2

**District Personnel Paid or Newly Hired from PFE Funds**



\*Paid refers to employees who are being paid wholly or in part from PFE funds, regardless of the year they were hired. Paid totals may also include new hires.  
†Newly hired refers to employees who are being paid wholly or in part from PFE funds who were or will be newly hired in the 2002-03 FY.

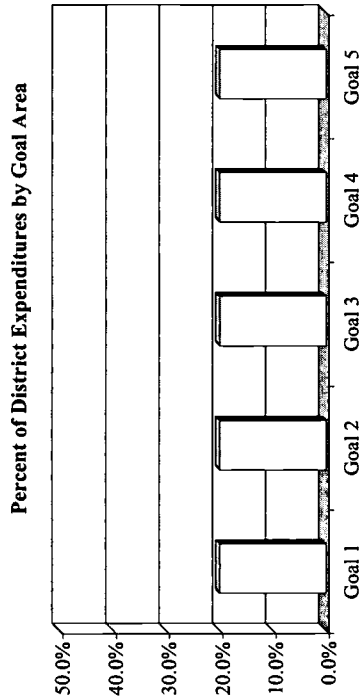
District Contact: Willy Duncan  
Phone Number: 661-763-7717  
Email: Wduncan@Taf.org

**PARTNERSHIP FOR EXCELLENCE**  
**REPORT ON LOCAL INVESTMENTS OF PARTNERSHIP FUNDS**  
*Academic and Fiscal Year 2002-2003*

**West Valley-Mission CCD**

<b>Total District Investments</b>	<b>2002-2003</b>
	<b>\$4,703,103</b>
<b>Percent of Statewide Allocation</b>	<b>1.6%</b>

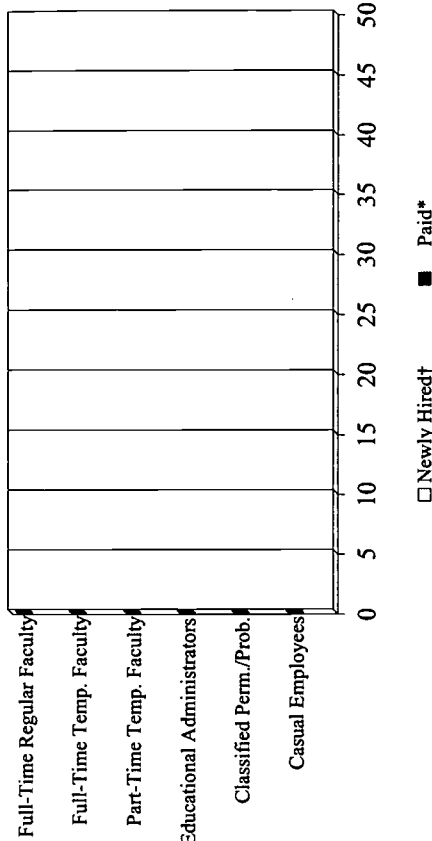
<u>Expenditures by Goal Area</u>	<u>Goal Totals</u>	<u>% of Total</u>
Goal 1 - Transfer	\$940,621	20.0%
Goal 2 - Degrees & Certificates	\$940,621	20.0%
Goal 3 - Course Completion	\$940,621	20.0%
Goal 4 - Workforce Development	\$940,621	20.0%
Goal 5 - Basic Skills	\$940,621	20.0%



**Actual and/or Planned Persons (not FTEs)  
Paid or Newly Hired with PFE funds:**

	<b>2002-2003</b>	
	<b>Paid*</b>	<b>Newly Hired†</b>
Full-Time Regular Faculty	0	0
Full-Time Temp. Faculty	0	0
Part-Time Temp. Faculty	0	0
Educational Administrators	0	0
Classified Perm./Prob. (Full-time only)	0	0
Casual Employees	0	0

**District Personnel Paid or Newly Hired from PFE Funds**



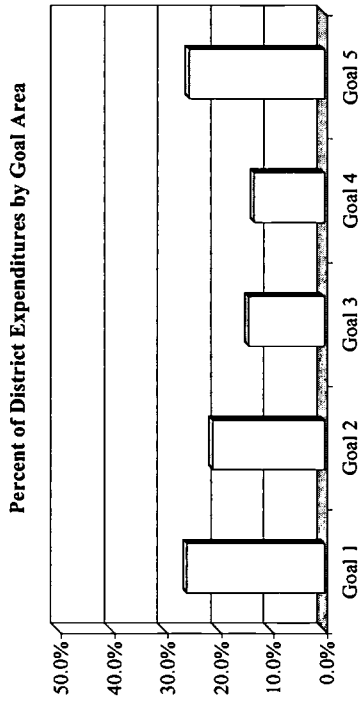
\*Paid refers to employees who are being paid wholly or in part from PFE funds, regardless of the year they were hired. Paid totals may also include new hires.  
†Newly hired refers to employees who are being paid wholly or in part from PFE funds who were or will be newly hired in the 2002-03 FY.

District Contact: Patricia Minicucci  
Phone Number: 408-741-2051  
Email: patricia\_minicucci@wvmccd.cc.ca.us

**PARTNERSHIP FOR EXCELLENCE**  
**REPORT ON LOCAL INVESTMENTS OF PARTNERSHIP FUNDS**  
*Academic and Fiscal Year 2002-2003*

**Yosemite CCD**

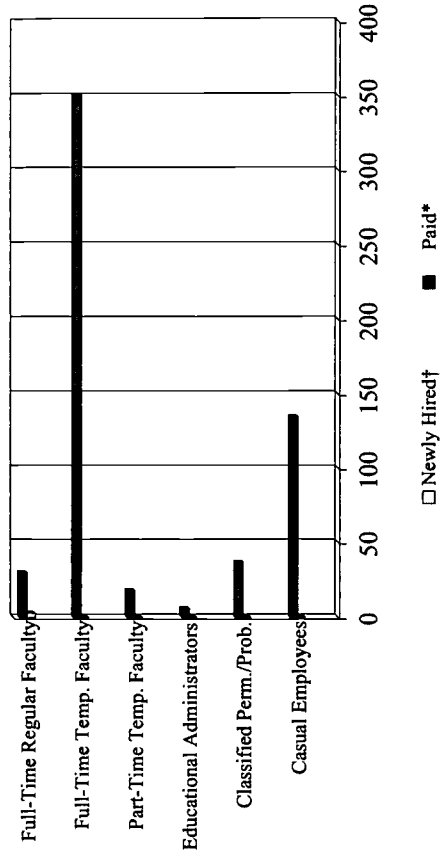
<b>Total District Investments</b>	<b>2002-2003</b>
	<b>\$4,377,899</b>
<b>Percent of Statewide Allocation</b>	<b>1.5%</b>
<b>Expenditures by Goal Area</b>	
Goal 1 - Transfer	Goal Totals    % of Total
Goal 2 - Degrees & Certificates	\$1,132,765    25.9%
Goal 3 - Course Completion	\$923,224    21.1%
Goal 4 - Workforce Development	\$626,153    14.3%
Goal 5 - Basic Skills	\$580,011    13.2%
	\$1,115,746    25.5%



**Actual and/or Planned Persons (not FTEs)  
Paid or Newly Hired with PFE funds:**

	2002-2003	
	Paid*	Newly Hired†
Full-Time Regular Faculty	30	3
Full-Time Temp. Faculty	351	0
Part-Time Temp. Faculty	18	0
Educational Administrators	6	0
Classified Perm./Prob. (Full-time only)	37	0
Casual Employees	135	0

**District Personnel Paid or Newly Hired from PFE Funds**



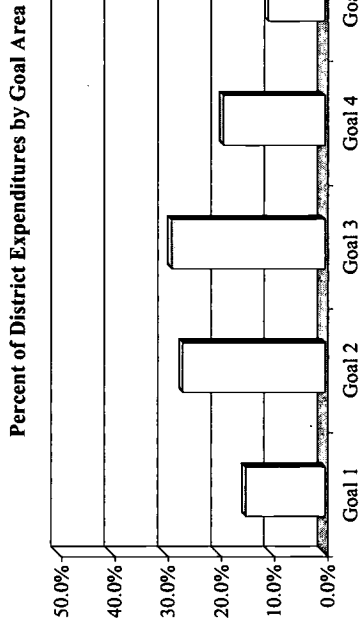
\*Paid refers to employees who are being paid wholly or in part from PFE funds, regardless of the year they were hired. †Paid totals may also include new hires.  
†Newly hired refers to employees who are being paid wholly or in part from PFE funds who were or will be newly hired in the 2002-03 FY.

District Contact: Teresa Scott  
Phone Number: 209-575-6530  
Email: Scotttt@Yosemite.cc.ca.us

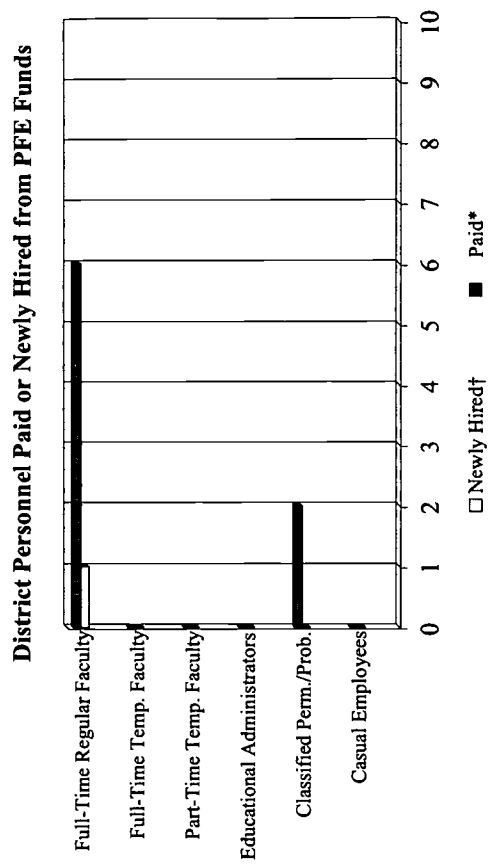
**PARTNERSHIP FOR EXCELLENCE**  
**REPORT ON LOCAL INVESTMENTS OF PARTNERSHIP FUNDS**  
*Academic and Fiscal Year 2002-2003*

Yuba CCD

<b>Total District Investments</b>	<b>2002-2003</b>	
	\$2,250,140	
<b>Percent of Statewide Allocation</b>	0.8%	
<b>Expenditures by Goal Area</b>	<b>Goal Totals</b>	<b>% of Total</b>
Goal 1 - Transfer	\$335,637	14.9%
Goal 2 - Degrees & Certificates	\$598,909	26.6%
Goal 3 - Course Completion	\$647,780	28.8%
Goal 4 - Workforce Development	\$428,161	19.0%
Goal 5 - Basic Skills	\$239,653	10.7%



	2002-2003	
	Paid*	Newly Hired†
Full-Time Regular Faculty	6	1
Full-Time Temp. Faculty	0	0
Part-Time Temp. Faculty	0	0
Educational Administrators	0	0
Classified Perm./Prob. (Full-time only)	2	0
Casual Employees	0	0



\*Paid refers to employees who are being paid wholly or in part from PFE funds, regardless of the year they were hired. Paid totals may also include new hires.  
†Newly hired refers to employees who are being paid wholly or in part from PFE funds who were or will be newly hired in the 2002-03 FY.

District Contact: Michael Dencavage  
Phone Number: 530-741-6800  
Email: Mdencava@Yuba.cc.ca.us



*Appendix A*

*Chaptered Legislation on Partnership for Excellence  
(Education Code Section 84754)*

## Chapter 5. Community College Apportionment

### Article 2. Program-Based Funding

**84754.** (a) The Partnership for Excellence program is hereby established for the purpose of achieving annual performance goals and improving student learning and success. The Partnership for Excellence program is dependent on a mutual commitment by the State of California and the California Community Colleges to achieve statewide goals that reflect the highest priority for the social and economic success of the state. The state intends to provide funding for the Partnership for Excellence program as an investment to supplement funding for enrollment growth and cost-of-living adjustments to invest in program enhancements that will increase performance toward the community college's system outcome measures. The California Community Colleges, as a result of the state's investment, shall commit to improving and achieving specific outcome measures established by the Board of Governors through the consultation process pursuant to Section 70901.

(b) (1) The Board of Governors shall develop, through the consultation process, specific goals and outcome measures to improve student success and assess district performance that will include, but not necessarily be limited to, the areas of transfer, degrees and certificates, successful course completion, work force development, and basic skills improvement. It is intended that the number of system goals not exceed 10. The goals shall be rigorous and challenging to the system, and exceed what could be expected to occur based on increases in funded enrollment. In developing the goals and outcome measures, the Chancellor of the California Community Colleges shall seek the concurrence of the Director of Finance, the Legislative Analyst, and the California Postsecondary Education Commission (CPEC).

(2) On or before December 1, 1998, the Chancellor of the California Community Colleges shall propose goals and measures for the approval of the Board of Governors of the California Community Colleges. The Department of Finance, Legislative Analyst, and CPEC each shall assess the extent to which the goals and measures under consideration by the board are clear, reasonable, and adequately meet the state's interest in accountability. The board shall consider the comments of these agencies before approving the goals and measures.

(c) (1) The Chancellor of the California Community Colleges shall allocate funding for the Partnership for Excellence, pursuant to appropriations in the annual Budget Act, to those districts electing to participate in the program in the 1998-99, 1999-2000, and 2000-01 fiscal years on a per FTES basis, subject to a district minimum allocation, and districts shall have broad flexibility in expending the funds for program enhancement that will improve student success and make progress toward the system goals. Those programs shall include, but are not necessarily limited to, programs that assist students through remediation, tutoring, and mentoring.

(2) Funds provided under this program to districts shall not be considered program improvement funds within the meaning of Sections 84755 and 87482.6, and shall only be spent to improve student learning and success as determined by the Board of Governors of the California Community Colleges which shall be subject to conditions as the board may determine.

(3) Funds for this program are subject to appropriation in the annual Budget Act.

(d) (1) The Board of Governors of the California Community Colleges also shall develop, through the consultation process pursuant to Section 70901, one or more contingent funding allocation options, as well as criteria that would require the implementation of these options, that shall link allocation of Partnership for Excellence funds to individual districts to the achievement of and progress toward Partnership for Excellence goals by those individual districts. These contingent funding options may be determined necessary to either improve system performance or to reward significant or sustained achievement.



## 2 Appendix A

(2) In developing contingent funding allocation options and criteria for implementation thereof, the Chancellor of the California Community Colleges shall seek the concurrence of the Director of Finance, the Legislative Analyst, and CPEC. These agencies shall each assess the extent to which the contingent allocation options and criteria under consideration by the Board of Governors of the California Community Colleges are clear, reasonable, and adequately meet the state's interest in accountability. On or before April 15, 2000, the chancellor shall propose to the board one or more contingent funding allocation methods and criteria. The board shall consider the comments of the three agencies before approving the criteria and contingent funding allocation options.

(3) The Board of Governors of the California Community Colleges shall have the authority, and shall be accountable, to determine that a funding linkage is needed to adequately improve the performance of the system and its districts and colleges. The board is authorized to allocate all or a portion of Partnership for Excellence funds among districts pursuant to a contingent funding allocation method, as described in this section, commencing in the 2001-02 fiscal year or any fiscal year thereafter as determined necessary by the board. In executing its responsibilities set forth in this subdivision, the board shall engage the consultation process pursuant to Section 70901.

(e) (1) Districts shall report data under the Management Information System (MIS) for each of the outcome measures to the Chancellor of the California Community Colleges, who shall compile and analyze this data for a report to the Legislature, the Governor, CPEC, and other interested parties by April 15 of each year. The annual reports shall include data for each district and college with respect both to levels of achievement and relative progress towards the goals that recognizes differences in student populations and student preparedness. The chancellor may provide technical assistance to districts, as he or she best determines.

(2) Acceptance of funds from Partnership for Excellence allocations shall constitute concurrence by the district or college to collect and provide to the Chancellor of the California Community Colleges all information necessary to quantify baseline performance and annually report changes in outcome measures to the chancellor if, in the judgment of the chancellor, current MIS system data are insufficient for the purpose of any of the approved measures.

(3) Beginning with the report due on April 15, 2001, the Board of Governors of the California Community Colleges shall annually assess and report the extent to which achievement of system goals has been satisfactory or less than satisfactory. Based on this assessment and on the criteria adopted as part of the contingent funding allocation plan, the board shall determine, after engaging in the consultation process pursuant to Section 70901, whether or not to implement a contingent funding allocation option described in subdivision (d).

(4) On the basis of the reports specified in this subdivision and other pertinent information, the Legislative Analyst and CPEC shall also annually provide the Legislature their respective assessments of progress toward system goals, and shall recommend necessary changes to the program, including goals and outcome measures. The Legislative Analyst and the CPEC shall recommend ways of improving incentives for districts to contribute toward achievement of system goals.

(f) This section shall remain in effect only until January 1, 2005, and as of that date is repealed, unless a later enacted statute, that is enacted before January 1, 2005, deletes or extends that date.

*Appendix B*

*Partnership for Excellence Survey of  
Local Investments of Partnership Funds  
November 2002 –April 2003*



# Partnership for Excellence Survey of Local Investments of Partnership Funds

District/College Name

Password

LogOn

Help

### Important Note: READ THIS FIRST!

Requires Netscape 4.6 or higher or Microsoft IE 4 or higher

#### Note:

If you receive an error message while attempting to log on,

Click on the refresh button of your browser and then try logging on again. If you still have difficulty in logging on, Click on Help.



# Partnership for Excellence Survey of Local Investments of Partnership Funds

XXX DISTRICT

Please complete the following contact information for your district:

1. Name of person authorizing the information in this survey

\*First Name  \*Last Name

2. Name of contact person

\*First Name  \*Last Name

3. Telephone number of contact person

(Area code) Phone Extension  
(  ) -  -

4. E-mail address of contact person

\* required



# Partnership for Excellence Survey of Local Investments of Partnership Funds

XXX DISTRICT

Please complete the following contact information for your district:

1. Name of person authorizing the information in this survey

First Name Last Name

2. Name of contact person

First Name Last Name

3. Telephone number of contact person

(Areacode)Phone-Extension

4. E-mail address of contact person

Add New Record

View/Edit Records

Enter Best Practice

Certify

LogOff

Help

BEST COPY AVAILABLE

# PFE Line Item Entry

College

Year: 2002-2003

Item Description

Goal

Goal 1. Transfer	<input style="width: 30px;" type="text" value="0"/> %
Goal 2. Degrees, Certificates	<input style="width: 30px;" type="text" value="0"/> %
Goal 3. Course Completion	<input style="width: 30px;" type="text" value="0"/> %
Goal 4. Workforce Dev.	<input style="width: 30px;" type="text" value="0"/> %
Goal 5. Basic Skills	<input style="width: 30px;" type="text" value="0"/> %
<b>Goal Total</b>	<input style="width: 30px;" type="text" value="0"/> %

Activity Code(s)

Object Code(s)

**Total**      \$0

**If you are paying faculty or staff with these funds, please enter the COUNT of persons (not FTEs):**

	PAID out of this \$ amount Help	NEWLY HIRED this year Help
FT Regular Faculty	<input style="width: 40px;" type="text"/>	<input style="width: 40px;" type="text"/>
FT Temp Faculty	<input style="width: 40px;" type="text"/>	<input style="width: 40px;" type="text"/>
PT Temp Faculty	<input style="width: 40px;" type="text"/>	<input style="width: 40px;" type="text"/>
FT Ed Administrators	<input style="width: 40px;" type="text"/>	<input style="width: 40px;" type="text"/>
FT Class.Perm or Prob Staff	<input style="width: 40px;" type="text"/>	<input style="width: 40px;" type="text"/>
Casual	<input style="width: 40px;" type="text"/>	<input style="width: 40px;" type="text"/>

BEST COPY AVAILABLE

Activity Code List(Choose as many as apply, Click SAVE when done)

Save

Reset

Cancel

- 4900 Various Disciplines (0100-4900)
- 5900 Instructional Staff-Retirees' Benefits and Retirement Incentives
- 6000 Instructional Administration and Instructional Governance
- 6010 Academic Administration
- 6020 Course and Curriculum Development
- 6030 Academic/Faculty Senate
- 6090 Other Instructional Administration and Instructional Governance
- 6100 Instructional Support Services
- 6110 Learning Center
- 6120 Library
- 6130 Media
- 6140 Museums and Galleries
- 6150 Academic Information Systems and Technology
- 6190 Other Instructional Support Services
- 6200 Admissions and Records
- 6300 Student Counseling and Guidance
- 6310 Counseling and Guidance
- 6320 Matriculation and Student Assessment
- 6330 Transfer Programs
- 6340 Career Guidance
- 6390 Other Student Counseling and Guidance
- 6400 Other Student Services
- 6420 Disabled Students Programs and Services (DSPS)
- 6430 Extended Opportunities Programs and Services (EOPS)
- 6440 Health Services
- 6450 Student Personnel Administration
- 6460 Financial Aid Administration
- 6470 Job Placement Services
- 6480 Veterans Services
- 6490 Miscellaneous Student Services
- 6500 Operation and Maintenance of Plant
- 6600 Planning, Policymaking, and Coordination
- 6700 General Institutional Support Services
- 6710 Community Relations
- 6720 Fiscal Operations
- 6730 Human Resources Management
- 6740 Noninstructional Staff-Retirees' Benefits and Retirement Incentives
- 6750 Staff Development
- 6760 Staff Diversity
- 6770 Logistical Services
- 6780 Management Information Systems
- 6790 Other General Institutional Support Services
- 6800 Community Services and Economic Development
- 6810 Community Recreation
- 6820 Community Service Classes
- 6830 Community Use of Facilities
- 6840 Economic Development
- 6890 Other Community Services and Economic Development
- 6900 Ancillary Services
- 6910 Bookstores
- 6920 Child Development Centers
- 6930 Farm Operations
- 6940 Food Services
- 6950 Parking
- 6960 Student and Co-curricular Activities
- 6970 Student Housing
- 6990 Other Ancillary Services
- 7000 Auxiliary Operations
- 7010 Contract Education
- 7090 Other Auxiliary Operations
- 7100 Physical Property and Related Acquisitions
- 7200 Long-Term Debt and Other Financing
- 7300 Transfers, Student Aid, and Other Outgo

- 6510 Building Maintenance and Repairs
- 6530 Custodial Services
- 6550 Grounds Maintenance and Repairs
- 6570 Utilities
- 6590 Other Operation and Maintenance of Plant

- 7310 Transfers
- 7320 Student Aid
- 7390 Other Outgo
- 7900 Appropriation for Contingencies

Save

Reset

Cancel

BEST COPY AVAILABLE



Object Code List (Enter the \$ amount expended for each object code for this item, Click **SAVE** when done)

**1000 Academic Salaries**

- \$  1100 Instructional Salaries, Contract or Regular Status
- \$  1200 Noninstructional Salaries, Contract or Regular Status
- \$  1300 Instructional Salaries, Other
- \$  1400 Noninstructional Salaries, Other

**2000 Classified and Other Nonacademic Salaries**

- \$  2100 Noninstructional Salaries, Regular Status
- \$  2200 Instructional Aides, Regular Status
- \$  2300 Noninstructional Salaries, Other
- \$  2400 Instructional Aides, Other

**3000 Employee Benefits**

- \$  3900 Various Employee Benefits (3100-3900)
- \$  4000 Software, Books, Magazines and Periodicals, Noninstructional Supplies and Materials
- \$  5000 Audit, Contract Services, Depreciation, Dues and Membership, Election, Insurance, Interest, Legal, Personal and Consultant Services, Postage, Rents and Leases, Repairs and Maintenance, Self-Insurance Claims, Travel and Conference Expenses, Utilities and Housekeeping Services, Other

**6000 Capital Outlay**

- \$  6100 Sites and Site Improvements
- \$  6200 Buildings
- \$  6300 Library Books
- \$  6400 Equipment

**7000 Other Outgo**

- \$  7100 Debt Retirement (Long-Term Debt)
- \$  7200 Intrafund Transfers-Out
- \$  7300 Interfund Transfers-Out
- \$  7400 Other Transfers
- \$  7500 Student Financial Aid
- \$  7600 Other Student Aid
- \$  7900 Reserve for Contingencies
- \$  9999 Incomplete

---

TOTAL \$

BEST COPY AVAILABLE

# Help

- Click on underlined hyperlinks for definitions of staffing categories.
- Object codes and activity codes are defined in the budget and accounting manual. See <http://www.cccco.edu/cccco/fiscal/4bam.pdf> for more details.
- For other questions please contact Debra Sheldon at [Dsheldon@cccco.edu](mailto:Dsheldon@cccco.edu) or by phone at (916) 322-2818.

## Staffing Definitions

### Actual Persons Paid

The number of individuals (people with different SSNs) in full-time or part-time classified, faculty or administrator positions having either temporary or permanent status in the district who are being paid partially or wholly from PFE funds. This number would include faculty, for example, who are receiving a stipend from PFE funds for special projects.

### Actual Persons Newly Hired

The number of individuals (people with different SSNs) whom a district hires for the very first time ever and who are paid partially or wholly from PFE funds or individuals whom the district has not employed during the prior fiscal year and who are paid partially or wholly from PFE funds.

### Full-Time Regular Faculty

Academic employees carrying a full workload who are in academic, regular, tenured positions; or who are in non-tenured, but academic, contract, tenure track positions. Include instructors, counselors, librarians, nurses, and faculty on released time to perform administrative or managerial responsibilities (e.g., department head, chairpersons, or the equivalent).

For further information, see <http://www.cccco.edu/mis/techlib/ded/ebcen.doc>, the California Community Colleges Management Information System (COMIS) Data Element Dictionary, definitions for item EB08, or contact your local MIS staff responsible for submission of COMIS data.

### Full-Time Temporary Faculty

Academic employees carrying a full workload in positions that are academic, temporary, non-tenured and not on tenure track and having an employee-assignment FTE greater than 60 percent.

For further information, see <http://www.cccco.edu/mis/techlib/ded/ebcen.doc>, the California Community Colleges Management Information System (COMIS) Data Element Dictionary, definitions for item EB08, or contact your local MIS staff responsible for submission of COMIS data.

BEST COPY AVAILABLE

## **Part-Time Temporary Faculty**

Academic employees in positions that are academic, temporary, non-tenured and not on tenure track and having an FTE workload less than or equal to 60 percent.

For further information, see <http://www.cccco.edu/mis/techlib/ded/ebcen.doc>, the California Community Colleges Management Information System (COMIS) Data Element Dictionary, definitions for item EB08, or contact your local MIS staff responsible for submission of COMIS data.

## **Full-Time Educational Administrator**

An administrator carrying full workload who is employed in an academic position designated by the district governing board as having direct responsibilities for supervising the operation of or formulating policy regarding the instructional or student services program of the college or district. Include persons who have primary responsibility for management of the institution, or a customarily recognized department or subdivision thereof. Educational administrators include, but are not limited to, chancellors, presidents, instructional or student services administrators, deans, directors, and other supervisory or management employees designated by the governing board as educational administrators. Do not include faculty on released time to perform administrative or managerial responsibilities.

For further information, see <http://www.cccco.edu/mis/techlib/ded/ebcen.doc>, the California Community Colleges Management Information System (COMIS) Data Element Dictionary, definitions for item EB08, or contact your local MIS staff responsible for submission of COMIS data.

## **Full-Time Classified Permanent/Probationary**

Employees carrying a full workload who serve a formal probationary period or who have vested rights to employment under E.C. 88000, et seq., as members of the classified service. This includes but is not limited to classified administrators (not employed as an educational administrator), supervisors, management, confidential, professionals, secretarial/clerk staff, technical/paraprofessionals, skilled craftpersons and service/maintenance staff.

For further information, see <http://www.cccco.edu/mis/techlib/ded/ebcen.doc>, the California Community Colleges Management Information System (COMIS) Data Element Dictionary, definitions for item EB08, or contact your local MIS staff responsible for submission of COMIS data.

## **Casual**

All other seasonal or incidental employees, including part-time student assistants and part-time classified staff. Estimates are acceptable if exact numbers are not available.

BEST COPY AVAILABLE



# Partnership for Excellence Survey of Local Investments of Partnership Funds

## XXX DISTRICT

FY 2002-2003 Allocation	FY 2002-2003 Budget Amount			FY 2002-2003 Unbudgeted Allocation		
8,157,305	8,157,305			0		
	Goal	Amount	%	Classification	Paid	New
	Transfer	1,708,667	20.9	FT Reg. Faculty	2	0
	DegCert	1,603,469	19.7	FT Temp. Faculty	2	0
	CrsComp	1,637,953	20.1	PT Temp. Faculty	8	0
	WFDevp	1,535,917	18.8	Ed. Administrators	0	0
	BasicSk	1,671,298	20.5	Class. Perm./Prob.	12	5
				Casual	64	26

SortByRecordOrder SortByCollege SortByObjectCode SortByActivityCode SortByAmount

District/College	Item Description	Object	Activity	Goal	Amount	Class/Paid/New
XXX COLLEGE ✓	Auxilliary Operations	2200 - \$20,940 3900 - \$4,698 6400 - \$996	4900	Transfer: 20.0% Deg,Cert: 20.0% Crs Comp: 20.0% W.F. Devp: 20.0% Basic Sk: 20.0%	\$26,634	
XXX COLLEGE ✓	Auxilliary Operations	1100 - \$62,772 3900 - \$11,394	4900	Transfer: 20.0% Deg,Cert: 20.0% Crs Comp: 20.0% W.F. Devp: 20.0% Basic Sk: 20.0%	\$74,166	FT Reg Fact/1/0
XXX COLLEGE ✓	Auxilliary Operations	6400 - \$43,785	6790	Transfer: 20.0% Deg,Cert: 20.0% Crs Comp: 20.0% W.F. Devp: 20.0% Basic Sk: 20.0%	\$43,785	
XXX COLLEGE ✓	Auxilliary Operations	1300 - \$6,285 1400 - \$21,930 2300 - \$10,434 3900 - \$2,500 4000 - \$1,000 5000 - \$2,500 6400 - \$1,000	7010	Transfer: 20.0% Deg,Cert: 20.0% Crs Comp: 20.0% W.F. Devp: 20.0% Basic Sk: 20.0%	\$45,649	
XXX COLLEGE ✓	Auxilliary Operations	1400 - \$8,027 3900 - \$250	7000	Transfer: 20.0% Deg,Cert: 20.0% Crs Comp: 20.0% W.F. Devp: 20.0% Basic Sk: 20.0%	\$8,277	
XXX COLLEGE ✓	Auxilliary Operations	2300 - \$7,310 3900 - \$681 4000 - \$2,000 5000 - \$12,615	4900	Transfer: 20.0% Deg,Cert: 20.0% Crs Comp: 20.0% W.F. Devp: 20.0% Basic Sk: 20.0%	\$22,606	
XXX COLLEGE ✓	Support Services for the PACE Program	2100 - \$21,546 2400 - \$25,000 3900 - \$21,360 4000 - \$4,300 5000 - \$500	6100 6390	Transfer: 30.0% Deg,Cert: 30.0% Crs Comp: 40.0%	\$72,706	FT Tmp Fact/2/0 FT C P Prob/1/0 Casual/ 8/0
XXX COLLEGE ✓	Auxilliary Operations	1300 - \$120,644 1400 - \$47,862 2100 - \$118,500	7000	Transfer: 20.0% Deg,Cert: 20.0% Crs Comp: 20.0%	\$440,944	



## Partnership for Excellence Survey of Local Investments of Partnership Funds

(Optional)  
If your district has a best practice regarding any aspect of PFE that you would like the Chancellor's Office or other districts to know about, please describe it briefly below. This information may be used in the upcoming MegaConference or other venues. CO staff will contact you if they need detailed information about your district's practice.

**XXX DISTRICT**

**Contact Person**

**Best Practice Description**

Submit

Reset

Cancel

BEST COPY AVAILABLE



## Partnership for Excellence Survey of Local Investments of Partnership Funds

Before submitting this survey, please check the following certifications if your district has followed these minimum conditions for Partnership expenditures. See the July 10-11, 2000 Board of Governors meeting agenda for more information: (<http://misweb.cccco.edu/pfe/07-4CondReExpen.of PFE.doc> Please read the following Q & A before proceeding:[http://misweb.cccco.edu/pfe/QA\\_Local\\_Invst\\_Srvy\\_.doc](http://misweb.cccco.edu/pfe/QA_Local_Invst_Srvy_.doc)

XXX DISTRICT


I certify on behalf of my district that the district has:

- Used funds only for improving student outcomes related to PFE Goals.
- participated in collegial consultation as described in Title 5.
- subjected the information in the survey to the review of the district's local board at a public meeting.

Date Board Review

Name of the person certifying these minimum conditions have been met: First Name  Last Name

BEST COPY AVAILABLE



**U.S. Department of Education**  
*Office of Educational Research and Improvement (OERI)*  
*National Library of Education (NLE)*  
*Educational Resources Information Center (ERIC)*



## **NOTICE**

### **Reproduction Basis**

- This document is covered by a signed "Reproduction Release (Blanket)" form (on file within the ERIC system), encompassing all or classes of documents from its source organization and, therefore, does not require a "Specific Document" Release form.
- This document is Federally-funded, or carries its own permission to reproduce, or is otherwise in the public domain and, therefore, may be reproduced by ERIC without a signed Reproduction Release form (either "Specific Document" or "Blanket").