

DOCUMENT RESUME

ED 473 189

JC 030 097

TITLE Iowa Community Colleges Fall 2002 Credit Student Enrollment Report.

INSTITUTION Iowa State Dept. of Education, Des Moines. Div. of Community Colleges.

PUB DATE 2002-11-00

NOTE 9p.; For the 2001 Report, see ED 464 656.

PUB TYPE Reports - Research (143)

EDRS PRICE EDRS Price MF01/PC01 Plus Postage.


DESCRIPTORS Age Groups; Community Colleges; *Diversity (Student); *Enrollment; Enrollment Rate; *Enrollment Trends; Institutional Characteristics; Sex; *Student Characteristics; Student Educational Objectives; *Two Year College Students; Two Year Colleges

IDENTIFIERS *Iowa

ABSTRACT

The Iowa Community College System transmits fall enrollment data to the Department of Education after the 14th day of the fall term start date. Highlights from this fall 2002 report include: (1) the unduplicated credit headcount enrollment of 73,947 demonstrates an increase of 5,157 (7.5%) over the previous year's unduplicated credit headcount of 68,790; (2) approximately 58% of students enrolled were pursuing College Parallel program majors; (3) the number of students in the College Parallel majors increased by 2,904 (7.27%) over fall 2001; (4) Career Technical enrollment increased 2,391 (9.8%), and College Parallel/Career Option enrollment increased by 176 (3.91%) in the same period; (5) the ratio of full- to part-time students was 52.28% to 47.72%, with differences among the colleges; (6) consistent with national trends in postsecondary education, the majority (56.5%) of students were female; in addition, 57.84% of College Parallel enrollees, 57.21% of College Parallel/Career Option students, and 54.47% of Career/Technical students were female; (7) the average age was 24.96 years; (8) 64.32% of the total enrollment was 22 years or younger, and 17.38% were 31 years or older; and (9) 91.83% of the 68,830 students reporting ethnicity were White, 3.40% African American, 2.15% Hispanic, 1.85% Asian/Pacific Islander, and 0.77% are Native American. (NB)

Reproductions supplied by EDRS are the best that can be made
from the original document.



Iowa Community Colleges Fall 2002 Credit Student Enrollment Report

U.S. DEPARTMENT OF EDUCATION
Office of Educational Research and Improvement
EDUCATIONAL RESOURCES INFORMATION
CENTER (ERIC)

This document has been reproduced as received from the person or organization originating it.

Minor changes have been made to improve reproduction quality.

• Points of view or opinions stated in this document do not necessarily represent official OERI position or policy.

PERMISSION TO REPRODUCE AND DISSEMINATE THIS MATERIAL HAS BEEN GRANTED BY

E. Anderson

TO THE EDUCATIONAL RESOURCES INFORMATION CENTER (ERIC)

1

November 2002

BEST COPY AVAILABLE

JCO30097

State of Iowa
Department of Education
Grimes State Office Building
Des Moines, Iowa
50319-0146

STATE BOARD OF EDUCATION

Gene E. Vincent, President, Carroll
Sally J. Frudden, Vice President, Charles City
Jim Billings, Spirit Lake
Charles C. Edwards Jr., Des Moines
Sister Jude Fitzpatrick, Davenport
Gregory D. McClain, Cedar Falls
Mary Jean Montgomery, Spencer
Donald L. Roby, Decorah
Kay E. Wagner, Bettendorf

ADMINISTRATION

Ted Stilwill, Director and Executive Officer
of the State Board of Education
Gail Sullivan, Chief of Staff

**DIVISION OF COMMUNITY COLLEGES AND WORKFORCE PREPARATION
BUREAU OF COMMUNITY COLLEGES AND CAREER AND TECHNICAL EDUCATION**

Janice Nahra Friedel, Ph.D., Administrator

Evelyn Anderson, Chief

Karen F. Poole, Ph.D., Consultant

Michelle L. Tosel, CPA, Consultant

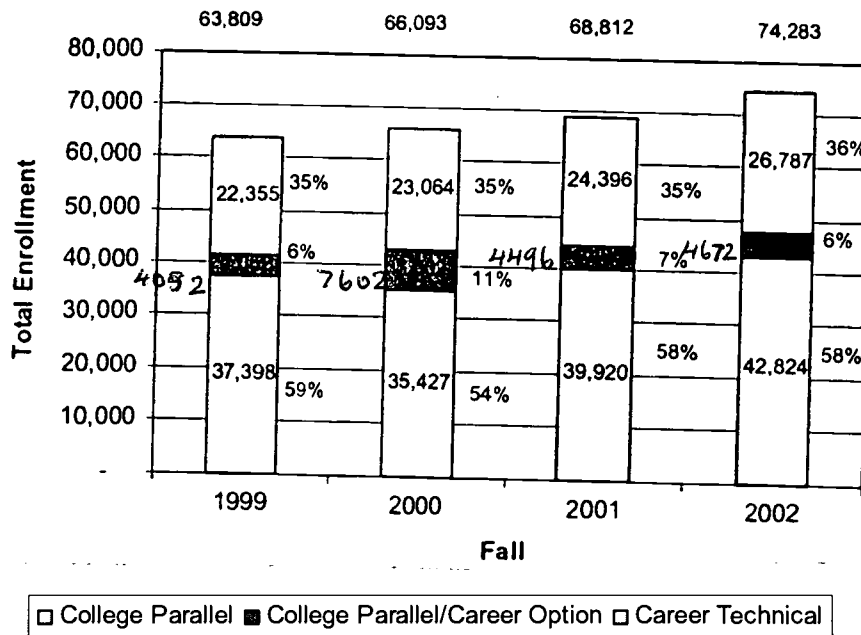
It is the policy of the Iowa Department of Education not to discriminate on the basis of race, color, national origin, gender, disability, religion, creed, age or marital status in its programs or employment practices. If you have questions or grievances related to this policy please contact Chief, Bureau of Administration and School Improvement Services, Grimes State Office Building, Des Moines, Iowa 50319-0146, (515) 281-5811.

Iowa Community College Fall 2002 Credit Student Enrollment Report

Iowa Community Colleges transmit fall enrollment data to the Department of Education after the 14th day of the fall term start date. All data included in this report, except where noted, are taken from the Management Information System (MIS) electronic data files and are confirmed by the community college transmittal sheet. Fall 2002 unduplicated credit headcount enrollment of 73,947 demonstrates an increase of 5,157 (7.50%) over Fall 2001 unduplicated credit headcount enrollment of 68,790.

Total Enrollment by Program Type: Community college fall credit enrollment continues to grow, with approximately 58 percent pursuing College Parallel program majors (see Figure 1). College Parallel program enrollment increased 2,904 (7.27%) from 39,920 in Fall 2001 to 42,824 in Fall 2002. Career Technical enrollment increased 2,391 (9.80%) from 24,396 to 26,787 over the same time period, and College Parallel/Career Option (preparation for a vocation and transfer to a four-year institution), increased 176 (3.91%) from 4,496 to 4,672. Total enrollment of 74,283, includes duplicated headcount of 336 students enrolled in more than one program.

**Figure 1
Iowa Community College Fall Credit Enrollments
Fall 1999, Fall 2000, Fall 2001, and Fall 2002**



Note: Totals include duplicated headcount of students enrolled in more than one program.

Full-Time and Part-Time Comparative College Enrollment Totals: Fall unduplicated credit enrollment totaled 73,947. These data are summarized in Table 1.

Table 1
Full- and Part-Time Fall 2002 Credit Enrollments
by Iowa Community College

College Name	Full-Time		Part-Time		Total	
	Number	% Full-Time	Number	% Part-Time	Number	% of Total
Northeast Iowa	2,026	48.75%	2,130	51.25%	4,156	5.62%
North Iowa Area	1,722	62.01%	1,055	37.99%	2,777	3.76%
Iowa Lakes	1,431	49.43%	1,464	50.57%	2,895	3.91%
Northwest Iowa	520	51.08%	498	48.92%	1,018	1.38%
Iowa Central	2,369	48.88%	2,478	51.12%	4,847	6.55%
Iowa Valley	1,357	64.93%	733	35.07%	2,090	2.83%
Hawkeye	3,194	64.45%	1,762	35.55%	4,956	6.70%
Eastern Iowa	3,350	49.12%	3,470	50.88%	6,820	9.22%
Kirkwood	7,590	54.37%	6,371	45.63%	13,961	18.88%
Des Moines Area	5,751	43.55%	7,455	56.45%	13,206	17.86%
Western Iowa Tech	2,067	40.28%	3,065	59.72%	5,132	6.94%
Iowa Western	2,124	51.52%	1,999	48.48%	4,123	5.58%
Southwestern	736	56.70%	562	43.30%	1,298	1.76%
Indian Hills	2,523	68.32%	1,170	31.68%	3,693	4.99%
Southeastern	1,900	63.87%	1,075	36.13%	2,975	4.02%
Total *	38,660	52.28%	35,287	47.72%	73,947	100.00%


(12 credits hour/full-time, except Indian Hills 8 credit hours/full-time)

*Totals and data related to Fall 2002 credit enrollment may differ in other reporting sections due to students enrolling in one or more program.

The ratio of full-time to part-time students is 52.28 percent to 47.72 percent; however, there are differences across the colleges. The percentage of full-time students ranges from a high of 68.32 percent to a low of 40.28 percent.

Residency of Students: Iowa's Community Colleges are noted for attracting and retaining Iowa residents. As Figure 2 indicates, 94.57 percent of Fall 2002 enrollees are Iowa residents.

Figure 2
Residency of Fall 2002 Credit Enrollees



Gender of Students: Consistent with national trends in postsecondary education, the majority of community college students are female. (See Figure 3)

Figure 3
Gender of Fall 2002 Credit Enrollees



Note: The chart above does not include 35 individuals where gender was reported as unknown on the MIS System. If they were included the following would be the breakdown: 43.48% Male; 56.47% Female, and 0.05% unknown.

Age of Students: The average age of Iowa Community College students enrolled on the 14th day of the fall term is 24.96 years. Over sixty-four percent (64.32%) of the total credit enrollment is 22 years or less, with 16.13% percent 17 years of age or under. The age distribution is illustrated in Figure 4 and described in Table 2.

Age Distribution of Fall 2002 Credit Enrollees

Figure 4

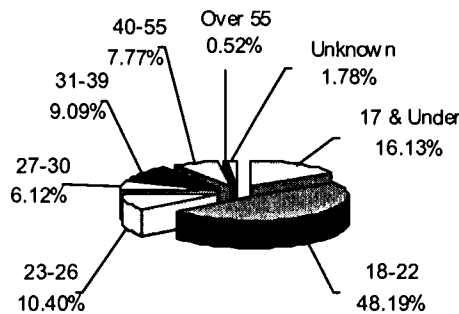


Table 2

17 & Under	11,927	16.13%
18-22	35,631	48.19%
23-26	7,693	10.40%
27-30	4,524	6.12%
31-39	6,719	9.09%
40-55	5,748	7.77%
Over 55	388	0.52%
Unknown	1,317	1.78%
Total Enrollees	73,947	100.00%

Ethnicity of Students: As shown in Table 3 below, minority enrollments at Iowa's Community Colleges comprise 8.17% of the total enrollees that reported ethnicity.

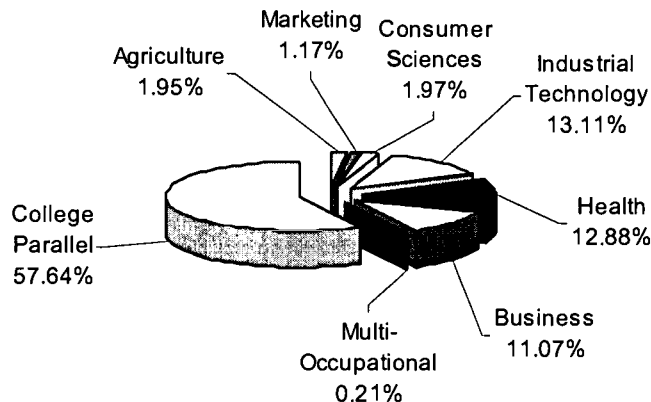
Table 3—Ethnicity of Fall 2002 Credit Enrollees

Ethnicity	Fall 2002		
	Number	% Reporting Ethnicity *	% of Total Students *
Indian/Alaskan	530	0.77%	0.72%
Asian/Pacific	1,272	1.85%	1.72%
Black	2,343	3.40%	3.17%
Hispanic	1,479	2.15%	2.00%
White	63,206	91.83%	85.47%
Total Reporting	68,830	100.00%	
No Response	3,663		4.95%
Other/Unknown	1,454		1.97%
Total Students	73,947		100.00%

* Percentages for ethnic groups are calculated on the number of students reporting ethnicity. Percentages of "No Response" and "Other/Unknown" are based on the total number of students.

Student Program Majors: Approximately 58 percent of community college students are enrolled in College Parallel programs. The Industrial Technical (13.11%) programs enroll the largest number of Career/Technical Preparatory students followed by Health (12.88%) and Business (11.07%). These data are illustrated in Figure 5.

**Figure 5
Program Major of Fall 2002 Credit Enrollees**



Type of Program: Community college students are enrolled in a variety of program types. Over half are enrolled in College Parallel programs. The remainder of the students are predominantly enrolled in Career/Technical Preparatory and College Parallel/Career Option programs (see Table 4).

Table 4—Type of Program Pursued by Fall 2002 Credit Enrollees

Program Type	Number	% of Total
College Parallel	42,824	57.65%
Career Preparatory	23,797	32.04%
College Parallel/Career Option	4,672	6.29%
Career Preparatory Part-time	820	1.10%
Career Preparatory: Shared	319	0.43%
Career Preparatory: Joint Admin.	801	1.08%
Career Preparatory Short term	147	0.20%
Apprenticeship	69	0.09%
260G-ACE Program	834	1.12%
TOTAL	74,283*	

* Total includes duplicated headcount of students enrolled in more than one program.

Gender Distribution: Career/Technical programs tend to have a larger percentage of male students than College Parallel and College Parallel/Career Option programs, but still less than 50 percent of Fall 2002 enrollees.

**Table 5
Gender Distribution in College Parallel, College Parallel/Career Option and
Career/Technical Programs**

Fall 2002 Credit Enrollees

	Number of Males	% of Total	Number of Females	% of Total	Total
College Parallel	18,052	42.16%	24,764	57.84%	42,816
Coll Par/Career Opt*	1,999	42.79%	2,673	57.21%	4,672
Career/Technical	12,183	45.53%	14,576	54.47%	26,759
Total	32,234		42,013		74,247**

* College Parallel/Career Option

**Total includes duplicated headcount of students enrolled in more than one program. Unknown gender reported on the MIS System totaled 36 individuals (one individual is in two program types) making the grand total 74,283.

For further information contact:

Division Administrator.....Janice Nahra Friedel, Ph.D. 515/281-8260
Bureau Chief Evelyn Anderson 515/281-3866
MIS..... Karen F. Poole, Ph.D. 515/281-3671
Financial.....Michelle L. Tosel, CPA 515/281/3550
Department Web Site.....www.state.ia.us/educate/ccwp/cc/reports.html

E-mail addresses use the individuals' names as listed above:
 first.last@ed.state.ia.us

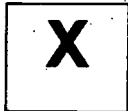


U.S. Department of Education
Office of Educational Research and Improvement (OERI)
National Library of Education (NLE)
Educational Resources Information Center (ERIC)




NOTICE

Reproduction Basis



This document is covered by a signed "Reproduction Release (Blanket)" form (on file within the ERIC system), encompassing all or classes of documents from its source organization and, therefore, does not require a "Specific Document" Release form.



This document is Federally-funded, or carries its own permission to reproduce, or is otherwise in the public domain and, therefore, may be reproduced by ERIC without a signed Reproduction Release form (either "Specific Document" or "Blanket").