

DOCUMENT RESUME

ED 469 516

JC 020 690

TITLE Data and Characteristics of the Illinois Public Community College System.

INSTITUTION Illinois Community Coll. Board, Springfield.

PUB DATE 2002-08-00

NOTE 172p.; Contains small print. For the 2001 edition, see ED 457 879.

AVAILABLE FROM For full text: <http://www.iccb.state.il.us/HTML/pdf/reports/databook2002.pdf>.

PUB TYPE Numerical/Quantitative Data (110) -- Reports - Descriptive (141)

EDRS PRICE EDRS Price MF01/PC07 Plus Postage.

DESCRIPTORS *Community Colleges; Educational Finance; *Institutional Characteristics; School Personnel; *Statistical Data; *Student Characteristics; Two Year College Students; Two Year Colleges; *Worksheets

IDENTIFIERS *Illinois Community College System

ABSTRACT

This document is the twentieth publication of a comprehensive data book by the Illinois College Board (ICCB). It contains data and characteristics of the Illinois public community college system and is designed to serve as a basic reference. The document contains no statistical analysis; therefore, statistical inferences of data is not intended in this document. The data are obtained from various surveys and studies conducted by ICCB staff and from the colleges' annual MIS submissions. This document contains specific data from the fiscal year 2001. Key data include: (1) 339,002 students enrolled in the Illinois public community college system, 57% of whom were women; (2) 69% of students enrolled were part-time; and (3) 43% of students were enrolled in baccalaureate/transfer programs, 34% in occupational/vocational programs, and 15% in adult basic education. Enrollment data and faculty and staff data are collected during the fall term each year and contain information on (1) students; (2) faculty and staff; (3) annual enrollment and completion; (4) operating finance; and (5) capital construction. Each of these college segments constitutes a section of the document, and several tables summarize data from more detailed reports that have been published separately. (ND)

DATA AND CHARACTERISTICS

of the
Illinois Public Community College System

FC020690



PERMISSION TO REPRODUCE AND
DISSEMINATE THIS MATERIAL HAS
BEEN GRANTED BY

V. McMillan


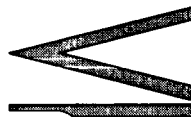
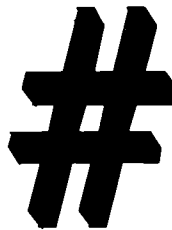
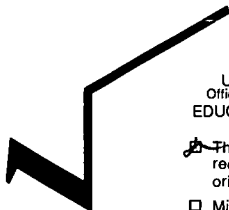
TO THE EDUCATIONAL RESOURCES
INFORMATION CENTER (ERIC)

1

Illinois Community College Board
401 East Capitol Avenue
Springfield, IL 62701-1711
Telephone: (217) 785-0123
August 2002

Printed by Authority of the State of Illinois

2 BEST COPY AVAILABLE



U.S. DEPARTMENT OF EDUCATION
Office of Educational Research and Improvement
EDUCATIONAL RESOURCES INFORMATION
CENTER (ERIC)

This document has been reproduced as
received from the person or organization
originating it.

Minor changes have been made to
improve reproduction quality.

• Points of view or opinions stated in this
document do not necessarily represent
official OERI position or policy.

DATA AND CHARACTERISTICS OF THE ILLINOIS PUBLIC COMMUNITY COLLEGE SYSTEM

AUGUST 2002

TABLE OF CONTENTS

| | <u>Page</u> |
|---|-------------|
| Introduction | viii |
| A Summary Profile of the Illinois Public Community Colleges | ix |
| Map of the Illinois Public Community College Districts | x |
| Section I - Fall Student Characteristics | 1 |
| Table I-1 - Summary of Opening Fall 2001 Student Headcount Enrollment by Sex and Type of Attendance | 2 |
| Table I-2 - Summary of Opening Fall 2001 Student Headcount Enrollment by Instructional Program Area | 4 |
| Table I-3 - Summary of Opening Fall 2001 Student Headcount Enrollment by Age | 5 |
| Table I-4 - Summary of Opening Fall 2001 Student Headcount Enrollment by Ethnic Origin | 6 |
| Table I-5 - Summary of Opening Fall 2001 Student Headcount Enrollment by Academic Classification | 7 |
| Table I-6 - Summary of Opening Fall 2001 Student Headcount Enrollment by Type of Residency | 8 |
| Table I-7 - Summary of Opening Fall 2001 Student Headcount Enrollment by Enrollment Status | 9 |
| Table I-8 - Proportions of District Populations Served by Illinois Public Community Colleges in Instructional Credit Curricula by Headcount and FTE | 10 |
| Table I-9 - Summary of Opening Fall 2001 Student Headcount Enrollment by Instructional Program Area and Student Level | 11 |

TABLE OF CONTENTS
(Continued)

| | <u>Page</u> |
|--|-------------|
| Table I-10 - Summary of Opening Fall Term Student Headcount Enrollment - Fall 1992 Through Fall 2001 | 15 |
| Table I-11 - Summary of Opening Fall Term Student FTE Enrollment - Fall 1992 Through Fall 2001 | 16 |
| Section II - Faculty and Staff Data | 17 |
| Table II-1 - Summary of Instructional Teaching Faculty (9 and 12 mos.) Employed in Illinois Public Community Colleges by Sex and Employment Status During Fall 2001 | 19 |
| Table II-2 - Summary of Administrative Staff Employed in Illinois Public Community Colleges by Sex and Employment Status During Fall 2001 | 20 |
| Table II-3 - Summary of Other Nonteaching Professional Staff (9 and 12 month) Employed in Illinois Public Community Colleges by Sex and Employment Status During Fall 2001 | 21 |
| Table II-4 - Summary of Civil Service or Classified Staff Employed in Illinois Public Community Colleges by Sex and Employment Status During Fall 2001 | 22 |
| Table II-5 - Fiscal Year 2002 Average Contractual Base Salaries for Full-Time Teaching Faculty (9 Mos.), Administrative Staff (12 Mos.), and Nonteaching Professional Staff (12 Mos.) in Illinois Public Community Colleges | 23 |
| Table II-6 - Average On-Campus Class by Type - Fall 2001 | 24 |
| Table II-7 - Percentage of On-Campus Classes by Class Size Categories - Fall 2001 | 25 |
| Section III - Annual Enrollment and Completion Data | 26 |
| Table III-1 - Summary of Annual Unduplicated Headcount Enrollment by Sex for Fiscal Year 2001 | 27 |

TABLE OF CONTENTS
(Continued)

| | <u>Page</u> |
|---|-------------|
| Table III-2 - Summary of Annual Unduplicated Headcount Enrollment by Program Classification for Fiscal Year 2001 | 28 |
| Table III-3 - Annual Unduplicated Enrollment by Academic Program by College for Fiscal Year 2001 | 29 |
| Table III-4 - Summary of Annual Unduplicated Headcount Enrollment by Age for Fiscal Year 2001 | 51 |
| Table III-5 - Summary of Annual Unduplicated Headcount Enrollment by Ethnic Origin for Fiscal Year 2001 | 52 |
| Table III-6 - Highest Degree Previously Earned for Fiscal Year 2001 Illinois Public Community College Students | 53 |
| Table III-7 - Summary of Transfer and General Studies Degrees and Certificates Awarded in Fiscal Year 2001 | 54 |
| Table III-8 - Summary of Occupational Degrees and Certificates Awarded in Fiscal Year 2001 | 56 |
| Table III-9 - Annual Duplicated Completers by Academic Program by College for Fiscal Year 2001 | 57 |
| Table III-10 - Summary of Adult Education Completions Awarded in Fiscal Year 2001 by Community College District | 76 |
| Table III-11 - Summary of High School Completions Awarded in Fiscal Year 2001 by Community College District | 77 |
| Table III-12 - Summary of Annual Unduplicated Headcount Enrollment by Ethnic Origin in General Associate Programs-Fiscal Year 2001 | 78 |
| Table III-13 - Summary of Annual Unduplicated Headcount Enrollment by Ethnic Origin in Baccalaureate/Transfer Programs-Fiscal Year 2001 | 79 |
| Table III-14 - Summary of Annual Unduplicated Headcount Enrollment by Ethnic Origin in Occupational Programs-Fiscal Year 2001 | 80 |

TABLE OF CONTENTS
(Continued)

| | <u>Page</u> |
|--|-------------|
| Table III-15 - Summary of Annual Unduplicated Headcount Enrollment by Ethnic Origin in General Studies Programs-Fiscal Year 2001 | 81 |
| Table III-16 - Summary of Annual Unduplicated Headcount Enrollment by Ethnic Origin in Vocational Programs-Fiscal Year 2001 | 82 |
| Table III-17 - Summary of Annual Unduplicated Headcount Enrollment by Ethnic Origin in Adult Basic Education Programs-Fiscal Year 2001 | 83 |
| Table III-18 - Summary of Annual Unduplicated Headcount Enrollment by Ethnic Origin in Adult Secondary Education Programs-Fiscal Year 2001 | 84 |
| Table III-19 - Summary of Annual Unduplicated Headcount Enrollment by Ethnic Origin in English as a Second Language Programs- Fiscal Year 2001 | 85 |
| Section IV - Financial Data | 86 |
| Table IV-1 - Annual FTE Students - Fiscal Year 1991 Through Fiscal Year 2001 | 87 |
| Table IV-2 - Total ICCB Grants Paid to Community Colleges - Fiscal Year 1995 Through Fiscal Year 2002 | 88 |
| Table IV-3 - Net Instructional Unit Cost in Illinois Public Community Colleges Since Fiscal Year 1995 | 89 |
| Table IV-4 - Fiscal Year 2001 Total Reimbursable Credit Hours | 90 |
| Table IV-5 - Summary of Fiscal Year 2001 ICCB Grants to Illinois Public Community Colleges | 91 |
| Table IV-6A - Summary of Fiscal Year 2002 ICCB Grants to Illinois Public Community Colleges-Original Appropriation | 92 |
| Table IV-6B - Summary of Fiscal year 2002 ICCB Grants to Illinois Public Community Colleges-Revised due to 11/16/01 Budget Rescission | 93 |
| Table IV-7 - Per Capita Costs, Chargeback Rates, and Student Tuition and Fee Rates at Illinois Public Community College Districts | 94 |

TABLE OF CONTENTS
(Continued)

| | <u>Page</u> |
|---|-------------|
| Table IV-8 - 2000 Operating Tax Extensions for Real Estate and Other Property Tax and 2001 Corporate Personal Property Replacement Tax Revenues | 95 |
| Table IV-9 - 2000 Tax Levy Rates (Per \$100 of EAV) | 96 |
| Table IV-10 - Fiscal Year 2001 Net Instructional Unit Cost by Funded Instructional Categories in Illinois Public Community Colleges | 97 |
| Table IV-11 - Fiscal Year 2001 Audited Operating Revenues by Source | 98 |
| Table IV-12 - Fiscal Year 2001 Audited Operating Expenditures by Function | 100 |
| Table IV-13 - Fiscal Year 2001 Audited Operating Expenditures by Object | 101 |
| Table IV-14 - Fiscal Year 2001 Total Current Fund Revenue by Source | 102 |
| Table IV-15 - Fiscal Year 2001 Total Current Fund Expenditures by Function | 103 |
| Table IV-16 - Fiscal Year 2001 Energy Costs | 104 |
| Section V - Facilities Data | 105 |
| Table V-1 - Summary of Acres by Use for Illinois Public Community Colleges as of August 1, 2001 | 106 |
| Table V-2 - Summary of Total Square Footage Available on Illinois Public Community College Campuses as of June 30, 2001 | 107 |
| Table V-3 - Square Footage of On-Campus Facilities Under Construction or Approved for Construction as of August 1, 2001 | 108 |
| Table V-4 - Total Net Assignable Square Footage by Room Use Classification | 109 |

TABLE OF CONTENTS
(Continued)

| | <u>Page</u> |
|--|-------------|
| Table V-5 - Net Assignable Square Footage in Completed Permanent State-Funded Facilities by Higher Education Facility Inventory Room Use Classification as of June 30, 2001 | 110 |
| Table V-6 - Net Assignable Square Footage in Completed Permanent Locally Funded Facilities by Higher Education Facility Inventory Room Use Classification as of June 30, 2001 | 111 |
| Table V-7 - Net Assignable Square Footage in Temporary Facilities by Higher Education Facility Inventory Room Use Classification as of June 30, 2001 | 112 |
| Table V-8 - Net Assignable Square Footage in State-Funded Facilities Under Construction or Approved for Construction by Higher Education Facility Inventory Room Use Classification as of August 1, 2001 | 113 |
| Table V-9 - Net Assignable Square Footage in Locally Funded Permanent Facilities Under Construction or Approved for Construction as of August 1, 2001 | 114 |
| Table V-10 - Total Net Assignable Square Feet of Permanent Facilities by Room Use Classification Per 10th Day On-Campus FTE Student as of June 30, 2001 (Completed, Under Construction, Approved, or Appropriated) | 115 |
| Table V-11 - Total Protection, Health, and Safety Projects Approved | 116 |
| Table V-12 - Budgeted Revenue for Community College Construction Since January 1990 | 117 |
| Table V-13 - Budgeted Revenue for Permanent Community College Facilities Under Construction or Planned as of May 2002 | 146 |
| Table V-14 - Capital Projects Under Construction - Funding Authorized by Protection, Health, and Safety Legislation | 154 |
| Table V-15 - Capital Renewal Projects Approved for Fiscal Year 2000 | 159 |
| Table V-16 - Capital Renewal Projects Approved for Fiscal Year 2001 | 160 |
| Table V-17 - Capital Renewal Projects Approved for Fiscal Year 2002 | 161 |

LIST OF FIGURES

| | <u>Page</u> |
|---|-------------|
| Figure 1 - Opening Fall 2001 Headcount Enrollment by Instructional Program Area | 3 |
| Figure 2 - Fall 2001 State Headcount Distribution of Employees by Employee Group | 18 |
| Figure 3 - FY 2001 Annual Duplicated Completers in Broad Program Categories | 55 |
| Figure 4 - FY 2001 Audited Sources of Revenue | 99 |

INTRODUCTION

This is the twentieth publication of a comprehensive data book by the Illinois Community College Board (ICCB). This document contains data and characteristics of the Illinois public community college system and is designed to serve as a basic reference. No analysis of the data is intended in this document. The data are obtained from various surveys and studies conducted by ICCB staff and from the colleges' annual MIS submissions.

This year the major data tables from the data book will again be available to colleges in computer-readable form using Quattro Pro (Windows) spreadsheet format. To receive the data book in computer-readable form: (1) send two blank, formatted 3 1/2 inch diskettes that can be read by an IBM compatible microcomputer; (2) specify whether the diskettes are high density or regular density; (3) enclose a self-addressed envelope with return postage; and (4) forward your request to the Production Controller, Information Technology Services, Illinois Community College Board, 401 East Capitol Avenue, Springfield, Illinois 62701-1711. Access to the 2002 Data Book is also available on the ICCB website at www.iccb.state.il.us/HTML/publications/reports.html, scroll down to *Data and Characteristics of the Illinois Public Community College System*, click on August 2002.

This document contains annual data for fiscal year 2001 and fall term data for 2001 (fiscal year 2001). Enrollment data and faculty and staff data are collected during the fall term each year; thus, these data are fall term 2001 (fiscal year 2001). Budgeted operating finance and facilities data are for fiscal year 2001. Audited financial data, unit cost data, annual enrollments, and graduate data are for fiscal year 2001.

This publication provides information about (1) students, (2) faculty and staff, (3) annual enrollment and completion, (4) operating finance, and (5) capital construction. Each of these areas constitutes a section of this document. Several tables summarize data from more detailed reports that have been published separately. The objective of this document is to provide useful summaries of data for community college districts in one reference document. If you have requests for other data or suggestions for additions or deletions, please contact the ICCB office.

Special acknowledgment is extended to the personnel of the colleges for their cooperation in completing surveys and providing the ICCB with computer-readable data on a timely basis.

Note that one Illinois public community college changed its name during fiscal year 2000. Southwestern Illinois was formerly known as Belleville Area College. Individuals interested in making comparisons with prior editions of this report should be aware of this change.

Table 1 on the next page is a summary profile of selected statistics for the 39 Illinois public community college districts. The map on page x shows the geographic location of each college district.

Table 1

A SUMMARY PROFILE OF THE ILLINOIS PUBLIC COMMUNITY COLLEGES

| Dist. No. | District | District Location | District Size | | 2000 Tax Base EAV (Thousands) | 2000 Tax Rates Extended | | | Student Enrollment | | FY 02 Annual Tuition & Fee Charges | | |
|-----------|------------------|-------------------|---------------|-----------------|-------------------------------|-------------------------|------------------|----------------------|---------------------|-------|------------------------------------|---------------------|------------------|
| | | | # of Coll. | 2001 Population | | Square Miles | Educ. & O&M Rate | Bond & Interest Rate | All Other Tax Rates | Total | | Fall 2001 Headcount | Annual FY 01 FTE |
| 503 | BLACK HAWK | Moline | 1 | 226,490 | 2,240 | 2,520,355,598 | 19.00 | 0.00 | 14.81 | 33.81 | 6,248 | 4,647 | 1,650 |
| 508 | CHICAGO | Chicago | 7 | 2,896,016 | 230 | 40,466,547,009 | 19.28 | 0.00 | 16.29 | 35.57 | 66,109 | 40,818 | 1,750 |
| 507 | DANVILLE | Danville | 1 | 90,346 | 1,288 | 792,154,450 | 44.79 | 8.15 | 12.53 | 65.47 | 2,585 | 1,442 | 1,470 |
| 502 | DUPAGE | Glen Ellyn | 1 | 1,001,046 | 350 | 25,792,602,157 | 19.96 | 0.00 | 0.00 | 19.05 | 29,423 | 14,301 | 1,665 |
| 509 | ELGIN | Elgin | 1 | 396,287 | 343 | 6,791,027,818 | 28.70 | 0.00 | 11.35 | 40.06 | 9,636 | 5,135 | 1,560 |
| 512 | HARPER | Palatine | 1 | 508,524 | 193 | 13,436,668,438 | 24.96 | 8.09 | 1.65 | 34.70 | 14,514 | 7,448 | 2,033 |
| 540 | HEARTLAND | Bloomington | 1 | 194,786 | 1,863 | 2,741,732,019 | 22.50 | 2.15 | 3.76 | 28.41 | 4,558 | 2,255 | 1,440 |
| 519 | HIGHLAND | Freeport | 1 | 91,607 | 1,640 | 1,255,623,585 | 25.00 | 12.38 | 9.91 | 47.29 | 2,541 | 1,700 | 1,541 |
| 514 | ILLINOIS CENTRAL | East Peoria | 1 | 360,809 | 2,322 | 4,291,631,400 | 25.00 | 7.11 | 11.13 | 43.24 | 11,083 | 6,238 | 1,574 |
| 529 | ILLINOIS EASTERN | Olney | 4 | 111,299 | 3,066 | 980,620,689 | 25.00 | 15.26 | 3.70 | 43.96 | 7,273 | 4,689 | 1,200 |
| 513 | ILLINOIS VALLEY | Oglesby | 1 | 149,122 | 2,058 | 2,203,683,889 | 17.00 | 8.48 | 18.86 | 44.34 | 3,673 | 2,551 | 1,718 |
| 525 | JOLIET | Joliet | 1 | 464,697 | 1,434 | 9,413,126,919 | 19.78 | 0.00 | 2.39 | 22.17 | 12,089 | 6,231 | 1,680 |
| 520 | KANKAKEE | Kankakee | 1 | 130,811 | 1,586 | 1,552,069,738 | 16.60 | 0.00 | 4.20 | 20.80 | 3,164 | 2,567 | 1,260 |
| 501 | KASKASKIA | Centralia | 1 | 120,167 | 2,231 | 864,605,959 | 25.00 | 4.78 | 12.24 | 42.02 | 3,097 | 2,124 | 1,290 |
| 523 | KISHWAUKEE | Malta | 1 | 97,413 | 831 | 1,339,779,862 | 35.00 | 13.61 | 4.11 | 52.72 | 3,883 | 2,187 | 1,470 |
| 532 | LAKE COUNTY | Grayslake | 1 | 621,044 | 442 | 15,946,433,225 | 19.00 | 3.20 | 1.10 | 23.30 | 12,917 | 6,218 | 1,650 |
| 517 | LAKE LAND | Mattoon | 1 | 189,843 | 3,961 | 1,857,182,480 | 18.00 | 8.86 | 14.77 | 41.63 | 6,102 | 4,601 | 1,614 |
| 536 | LEWIS & CLARK | Godfrey | 1 | 218,293 | 2,044 | 2,138,756,772 | 25.00 | 11.95 | 4.17 | 41.12 | 6,985 | 3,054 | 1,740 |
| 526 | LINCOLN LAND | Springfield | 1 | 329,693 | 4,115 | 4,039,386,239 | 34.00 | 2.24 | 4.05 | 40.29 | 6,883 | 4,196 | 1,380 |
| 530 | LOGAN | Carrollville | 1 | 142,779 | 1,192 | 1,045,350,856 | 35.00 | 0.00 | 12.33 | 47.33 | 6,546 | 3,899 | 1,380 |
| 528 | MC HENRY | Crystal Lake | 1 | 222,825 | 600 | 4,679,381,272 | 30.00 | 2.18 | 1.84 | 34.02 | 5,747 | 3,026 | 1,530 |
| 524 | MORAIN VALLEY | Palos Hills | 1 | 397,610 | 133 | 6,734,351,758 | 22.50 | 2.23 | 3.43 | 28.16 | 14,033 | 7,808 | 1,620 |
| 527 | MORTON | Cicero | 1 | 156,554 | 17 | 1,266,734,748 | 39.73 | 4.58 | 12.53 | 56.84 | 4,328 | 2,194 | 1,440 |
| 535 | OAKTON | Des Plaines | 1 | 463,595 | 107 | 12,867,947,916 | 20.96 | 0.00 | 0.29 | 21.25 | 10,792 | 7,000 | 1,538 |
| 505 | PARKLAND | Champaign | 1 | 242,858 | 2,908 | 3,099,928,505 | 36.00 | 0.00 | 8.69 | 44.69 | 8,482 | 4,860 | 1,650 |
| 515 | PRAIRIE STATE | Chicago Hgts. | 1 | 203,062 | 220 | 2,441,708,503 | 22.39 | 6.53 | 7.61 | 36.53 | 4,428 | 2,703 | 1,800 |
| 521 | REND LAKE | Ina | 1 | 91,632 | 1,850 | 548,586,599 | 24.29 | 21.09 | 10.30 | 55.68 | 2,944 | 2,310 | 1,350 |
| 537 | RICHLAND | Decatur | 1 | 138,687 | 1,114 | 1,660,866,906 | 25.31 | 3.16 | 8.72 | 37.19 | 3,260 | 1,880 | 1,500 |
| 511 | ROCK VALLEY | Rockford | 1 | 339,409 | 1,033 | 4,498,613,370 | 27.00 | 5.16 | 9.28 | 41.44 | 8,542 | 4,529 | 1,440 |
| 518 | SANDBURG | Galesburg | 1 | 113,872 | 2,834 | 1,229,609,983 | 22.00 | 10.86 | 13.75 | 46.61 | 3,341 | 1,984 | 1,905 |
| 506 | SAUK VALLEY | Dixon | 1 | 103,927 | 1,625 | 1,195,770,845 | 27.50 | 5.88 | 7.78 | 41.16 | 2,688 | 1,423 | 1,530 |
| 531 | SHAWNEE | Ullin | 1 | 62,865 | 1,466 | 365,839,304 | 24.05 | 0.00 | 12.83 | 36.88 | 1,887 | 1,387 | 1,260 |
| 510 | SOUTH SUBURBAN | S. Holland | 1 | 280,395 | 79 | 2,685,098,840 | 23.41 | 8.13 | 13.01 | 44.55 | 6,452 | 3,938 | 1,883 |
| 533 | SOUTHEASTERN | Harrisburg | 1 | 55,455 | 1,656 | 340,977,823 | 38.00 | 9.35 | 13.03 | 60.38 | 2,704 | 1,903 | 1,350 |
| 522 | SOUTHWESTERN | Belleville | 1 | 435,590 | 2,054 | 3,789,783,904 | 15.25 | 1.03 | 11.16 | 27.44 | 13,307 | 7,078 | 1,410 |
| 534 | SPOON RIVER | Canton | 1 | 72,480 | 1,566 | 597,070,314 | 25.00 | 9.77 | 12.37 | 47.14 | 1,909 | 1,075 | 1,710 |
| 504 | TRITON | River Grove | 1 | 334,679 | 55 | 5,745,515,700 | 29.81 | 0.00 | 3.39 | 33.20 | 14,848 | 7,866 | 1,590 |
| 516 | WAUBONSEE | Sugar Grove | 1 | 263,510 | 624 | 4,459,152,213 | 28.68 | 2.71 | 11.56 | 42.95 | 7,890 | 4,171 | 1,447 |
| 539 | WOOD | Quincy | 1 | 98,920 | 2,363 | 924,692,510 | 22.50 | 3.26 | 5.23 | 30.99 | 2,111 | 1,355 | 1,680 |
| 48 | | | | 12,418,997 | 55,733 | 198,600,970,115 | 25.72 | 5.18 | 8.47 | 39.37 | 339,002 | 194,591 | 1,556 |



Illinois Community College Board
Table I-1
SUMMARY OF OPENING FALL 2001 STUDENT HEADCOUNT ENROLLMENT BY
SEX AND TYPE OF ATTENDANCE

| Dist. No. | District/College | Male | Female | Full-time | Part-time | Total |
|--------------|------------------|------------|--------------|------------|--------------|--------------|
| 503 | Black Hawk | 2,509 | 3,739 | 2,878 | 3,370 | 6,248 |
| 508 | Chicago | (26,603) | (39,506) | (20,516) | (45,593) | (66,109) |
| | Daley | 3,926 | 6,142 | 3,376 | 6,692 | 10,068 |
| | Kennedy-King | 1,683 | 3,688 | 2,807 | 2,564 | 5,371 |
| | Malcolm X | 3,598 | 4,921 | 4,242 | 4,277 | 8,519 |
| | Olive-Harvey | 2,184 | 4,204 | 2,893 | 3,495 | 6,388 |
| | Truman | 7,278 | 8,306 | 1,809 | 13,775 | 15,584 |
| | Washington | 3,094 | 4,852 | 2,805 | 5,141 | 7,946 |
| | Wilbur Wright | 4,840 | 7,393 | 2,584 | 9,649 | 12,233 |
| 507 | Danville | 974 | 1,611 | 1,162 | 1,423 | 2,585 |
| 502 | DuPage | 12,739 | 16,684 | 9,362 # | 20,061 # | 29,423 |
| 509 | Elgin | 4,257 | 5,379 | 2,442 | 7,194 | 9,636 |
| 512 | Harper | 6,248 | 8,266 | 4,710 | 9,804 | 14,514 |
| 540 | Heartland | 2,109 | 2,449 | 1,615 | 2,943 | 4,558 |
| 519 | Highland | 904 | 1,637 | 1,000 | 1,541 | 2,541 |
| 514 | Illinois Central | 4,935 | 6,148 | 4,183 | 6,900 | 11,083 |
| 529 | Illinois Eastern | (3,382) | (3,891) | (2,124) | (5,149) | (7,273) |
| | Frontier | 649 | 1,264 | 192 | 1,721 | 1,913 |
| | Lincoln Trail | 619 | 481 | 557 | 543 | 1,100 |
| | Olney Central | 686 | 931 | 769 | 848 | 1,617 |
| | Wabash Valley | 1,428 | 1,215 | 606 | 2,037 | 2,643 |
| 513 | Illinois Valley | 1,692 | 1,981 | 1,499 | 2,174 | 3,673 |
| 525 | Joliet | 5,006 | 7,083 | 3,874 | 8,215 | 12,089 |
| 520 | Kankakee | 1,140 | 2,024 | 1,006 | 2,158 | 3,164 |
| 501 | Kaskaskia | 1,263 | 1,834 | 1,461 | 1,636 | 3,097 |
| 523 | Kishwaukee | 1,788 | 2,095 | 1,674 | 2,209 | 3,883 |
| 532 | Lake County | 5,711 | 7,206 | 3,353 | 9,564 | 12,917 |
| 517 | Lake Land | 3,348 | 2,754 | 2,671 | 3,431 | 6,102 |
| 536 | Lewis & Clark | 2,936 | 4,049 | 1,920 | 5,065 | 6,985 |
| 526 | Lincoln Land | 2,802 | 4,081 | 2,422 | 4,461 | 6,883 |
| 530 | Logan | 2,813 | 3,733 | 2,591 | 3,955 | 6,546 |
| 528 | McHenry | 2,437 | 3,310 | 1,597 | 4,150 | 5,747 |
| 524 | Moraine Valley | 5,971 | 8,062 | 5,304 | 8,729 | 14,033 |
| 527 | Morton | 1,738 | 2,590 | 979 | 3,349 | 4,328 |
| 535 | Oakton | 4,841 | 5,951 | 2,923 | 7,869 | 10,792 |
| 505 | Parkland | 3,820 | 4,662 | 3,961 | 4,521 | 8,482 |
| 515 | Prairie State | 1,720 | 2,708 | 1,326 | 3,102 | 4,428 |
| 521 | Rend Lake | 1,416 | 1,528 | 1,457 | 1,487 | 2,944 |
| 537 | Richland | 1,211 | 2,049 | 1,048 | 2,212 | 3,260 |
| 511 | Rock Valley | 3,721 | 4,821 | 2,815 | 5,727 | 8,542 |
| 518 | Sandburg | 1,419 | 1,922 | 1,198 | 2,143 | 3,341 |
| 506 | Sauk Valley | 1,152 | 1,536 | 1,059 | 1,629 | 2,688 |
| 531 | Shawnee | 667 | 1,220 | 935 | 952 | 1,887 |
| 510 | South Suburban | 2,071 | 4,381 | 1,890 | 4,562 | 6,452 |
| 533 | Southeastern | 1,390 | 1,314 | 1,079 | 1,625 | 2,704 |
| 522 | Southwestern* | 5,650 | 7,657 | 4,446 | 8,861 | 13,307 |
| 534 | Spoon River | 868 | 1,041 | 869 | 1,040 | 1,909 |
| 504 | Triton | 7,057 | 7,791 | 3,460 | 11,388 | 14,848 |
| 516 | Waubensee | 3,536 | 4,354 | 2,070 | 5,820 | 7,890 |
| 539 | Wood | <u>729</u> | <u>1,382</u> | <u>998</u> | <u>1,113</u> | <u>2,111</u> |
| | TOTALS | 144,573 | 194,429 | 111,877 # | 227,125 # | 339,002 |

* Formerly Belleville Area College

Revised 10/8/02

SOURCE OF DATA: Fall Enrollment (EI Records) - reflects enrollments as of the fall term census date (end of registration). Will not reflect enrollments in courses that have a starting date later than the census date - particularly those in adult education.

Section I

FALL STUDENT CHARACTERISTICS

This section includes data on headcount and full-time equivalent (FTE) student enrollments in Illinois public community colleges.

The public community colleges of Illinois enroll approximately 63.5 percent of all students enrolled in public colleges and universities in the state of Illinois. The diverse population of the communities that the colleges serve is reflected in the student characteristics shown in this section.

The tables show student enrollments based on opening counts (10th-day enrollments) for the fall term. Opening enrollment counts are a snapshot count at the end of the regular registration for the fall term and do not include many students who enroll for courses which start later in a term - particularly in adult education.

Table I-1 lists the fall 2001 student headcount enrollment by sex and type of attendance. Fifty-seven percent of the 339,002 students enrolled in Illinois public community colleges were women. Part-time students accounted for approximately 67 percent of the enrollments.[#]

Table I-2 itemizes the fall 2001 student headcount enrollment by instructional program area. As depicted in Figure 1, 42.7 percent of the students were enrolled in baccalaureate/transfer programs, 34.4 percent in occupational and vocational skills programs, 2.5 percent in general studies programs, 5.0 percent in general associate programs, and 15.4 percent in adult basic education/adult secondary education/English as a Second Language programs.

The data in Table I-3 show fall 2001 headcount enrollment by age categories and provide the median age of students for each public community college. The median age for fall 2001 students was 24.3 years. This is down .3 years from the fall 2000 median age of 24.6. The fall 2001 mean age was 29.1 years.

Tables I-4 through I-7 summarize fall 2001 student headcount enrollment by ethnic origin, academic classification, type of residency, and enrollment status. Table I-5 shows that approximately 18.4 percent of fall 2001 students were classified as sophomores. Fifty percent of the fall 2001 enrollments were classified as freshmen.

Table I-8 lists by headcount and FTE the proportions of district populations served by Illinois public community colleges in instructional credit curricula. Table I-9 summarizes fall 2001 headcount enrollment by instructional program area and student level.

Table I-10 details the trends in community college headcount enrollments from fall 1992 through fall 2001. Table I-11 lists the trends of FTE enrollments for the same ten-year period.

[#] Revised 10/8/02

Illinois Community College Board

Table I-1

SUMMARY OF OPENING FALL 2001 STUDENT HEADCOUNT ENROLLMENT BY
SEX AND TYPE OF ATTENDANCE

| Dist. No. | District/College | Male | Female | Full-time | Part-time | Total |
|--------------|------------------|----------|----------|-----------|-----------|----------|
| 503 | Black Hawk | 2,509 | 3,739 | 2,878 | 3,370 | 6,248 |
| 508 | Chicago | (26,603) | (39,506) | (20,516) | (45,593) | (66,109) |
| | Daley | 3,926 | 6,142 | 3,376 | 6,692 | 10,068 |
| | Kennedy-King | 1,683 | 3,688 | 2,807 | 2,564 | 5,371 |
| | Malcolm X | 3,598 | 4,921 | 4,242 | 4,277 | 8,519 |
| | Olive-Harvey | 2,184 | 4,204 | 2,893 | 3,495 | 6,388 |
| | Truman | 7,278 | 8,306 | 1,809 | 13,775 | 15,584 |
| | Washington | 3,094 | 4,852 | 2,805 | 5,141 | 7,946 |
| | Wilbur Wright | 4,840 | 7,393 | 2,584 | 9,649 | 12,233 |
| 507 | Danville | 974 | 1,611 | 1,162 | 1,423 | 2,585 |
| 502 | DuPage | 12,739 | 16,684 | 1,401 | 28,022 | 29,423 |
| 509 | Elgin | 4,257 | 5,379 | 2,442 | 7,194 | 9,636 |
| 512 | Harper | 6,248 | 8,266 | 4,710 | 9,804 | 14,514 |
| 540 | Heartland | 2,109 | 2,449 | 1,615 | 2,943 | 4,558 |
| 519 | Highland | 904 | 1,637 | 1,000 | 1,541 | 2,541 |
| 514 | Illinois Central | 4,935 | 6,148 | 4,183 | 6,900 | 11,083 |
| 529 | Illinois Eastern | (3,382) | (3,891) | (2,124) | (5,149) | (7,273) |
| | Frontier | 649 | 1,264 | 192 | 1,721 | 1,913 |
| | Lincoln Trail | 619 | 481 | 557 | 543 | 1,100 |
| | Olney Central | 686 | 931 | 769 | 848 | 1,617 |
| | Wabash Valley | 1,428 | 1,215 | 606 | 2,037 | 2,643 |
| 513 | Illinois Valley | 1,692 | 1,981 | 1,499 | 2,174 | 3,673 |
| 525 | Joliet | 5,006 | 7,083 | 3,874 | 8,215 | 12,089 |
| 520 | Kankakee | 1,140 | 2,024 | 1,006 | 2,158 | 3,164 |
| 501 | Kaskaskia | 1,263 | 1,834 | 1,461 | 1,636 | 3,097 |
| 523 | Kishwaukee | 1,788 | 2,095 | 1,674 | 2,209 | 3,883 |
| 532 | Lake County | 5,711 | 7,206 | 3,353 | 9,564 | 12,917 |
| 517 | Lake Land | 3,348 | 2,754 | 2,671 | 3,431 | 6,102 |
| 536 | Lewis & Clark | 2,936 | 4,049 | 1,920 | 5,065 | 6,985 |
| 526 | Lincoln Land | 2,802 | 4,081 | 2,422 | 4,461 | 6,883 |
| 530 | Logan | 2,813 | 3,733 | 2,591 | 3,955 | 6,546 |
| 528 | McHenry | 2,437 | 3,310 | 1,597 | 4,150 | 5,747 |
| 524 | Moraine Valley | 5,971 | 8,062 | 5,304 | 8,729 | 14,033 |
| 527 | Morton | 1,738 | 2,590 | 979 | 3,349 | 4,328 |
| 535 | Oakton | 4,841 | 5,951 | 2,923 | 7,869 | 10,792 |
| 505 | Parkland | 3,820 | 4,662 | 3,961 | 4,521 | 8,482 |
| 515 | Prairie State | 1,720 | 2,708 | 1,326 | 3,102 | 4,428 |
| 521 | Rend Lake | 1,416 | 1,528 | 1,457 | 1,487 | 2,944 |
| 537 | Richland | 1,211 | 2,049 | 1,048 | 2,212 | 3,260 |
| 511 | Rock Valley | 3,721 | 4,821 | 2,815 | 5,727 | 8,542 |
| 518 | Sandburg | 1,419 | 1,922 | 1,198 | 2,143 | 3,341 |
| 506 | Sauk Valley | 1,152 | 1,536 | 1,059 | 1,629 | 2,688 |
| 531 | Shawnee | 667 | 1,220 | 935 | 952 | 1,887 |
| 510 | South Suburban | 2,071 | 4,381 | 1,890 | 4,562 | 6,452 |
| 533 | Southeastern | 1,390 | 1,314 | 1,079 | 1,625 | 2,704 |
| 522 | Southwestern* | 5,650 | 7,657 | 4,446 | 8,861 | 13,307 |
| 534 | Spoon River | 868 | 1,041 | 869 | 1,040 | 1,909 |
| 504 | Triton | 7,057 | 7,791 | 3,460 | 11,388 | 14,848 |
| 516 | Waubonsee | 3,536 | 4,354 | 2,070 | 5,820 | 7,890 |
| 539 | Wood | 729 | 1,382 | 998 | 1,113 | 2,111 |
| | TOTALS | 144,573 | 194,429 | 103,916 | 235,086 | 339,002 |

* Formerly Belleville Area College

SOURCE OF DATA: Fall Enrollment (E1 Records) - reflects enrollments as of the fall term census date (end of registration). Will not reflect enrollments in courses that have a starting date later than the census date - particularly those in adult education.

Illinois Community College Board
Table I-2
SUMMARY OF OPENING FALL 2001 STUDENT HEADCOUNT ENROLLMENT
BY INSTRUCTIONAL PROGRAM AREA

| Dist. No. | District/College | General Associates | Bacc/Transfer | Occupational | General Studies | Voc Skills | Adult Basic Education | Adult Sec. Education | English as a Second Language |
|-----------|------------------|--------------------|---------------|--------------|-----------------|------------|-----------------------|----------------------|------------------------------|
| 503 | Black Hawk | 11 | 3,498 | 2,191 | 0 | 257 | 220 | 71 | 0 |
| 508 | Chicago | (8,535) | (16,833) | (7,685) | (52) | (3,061) | (8,317) | (2,235) | (19,391) |
| | Daley | 147 | 3,636 | 1,471 | 7 | 212 | 824 | 248 | 3,523 |
| | Kennedy-King | 133 | 1,344 | 1,734 | 5 | 127 | 1,472 | 87 | 469 |
| | Malcolm X | 602 | 1,656 | 984 | 9 | 288 | 2,536 | 316 | 2,128 |
| | Olive-Harvey | 483 | 2,006 | 728 | 13 | 442 | 1,686 | 269 | 761 |
| | Truman | 1,549 | 2,460 | 820 | 6 | 371 | 778 | 673 | 8,927 |
| | Washington | 1,204 | 4,914 | 1,496 | 6 | 226 | 0 | 85 | 15 |
| | Wilbur Wright | 4,417 | 817 | 452 | 6 | 1,395 | 1,021 | 557 | 3,568 |
| 507 | Danville | 0 | 1,329 | 974 | 0 | 183 | 57 | 23 | 19 |
| 502 | DuPage | 62 | 11,317 | 7,179 | 6,039 | 1,752 | 140 | 545 | 2,389 |
| 509 | Elgin | 404 | 3,999 | 2,950 | 0 | 224 | 146 | 78 | 1,835 |
| 512 | Harper | 0 | 7,673 | 4,812 | 0 | 0 | 409 | 120 | 1,500 |
| 540 | Heartland | 0 | 3,155 | 626 | 0 | 529 | 226 | 0 | 22 |
| 519 | Highland | 24 | 1,125 | 1,012 | 194 | 186 | 0 | 0 | 0 |
| 514 | Illinois Central | 1,938 | 4,471 | 4,350 | 117 | 0 | 96 | 68 | 43 |
| 529 | Illinois Eastern | (346) | (2,750) | (3,096) | (0) | (891) | (80) | (82) | (28) |
| | Frontier | 32 | 830 | 328 | 0 | 626 | 24 | 50 | 23 |
| | Lincoln Trail | 148 | 484 | 448 | 0 | 0 | 19 | 0 | 1 |
| | Olney Central | 68 | 824 | 605 | 0 | 57 | 37 | 26 | 0 |
| | Wabash Valley | 98 | 612 | 1,715 | 0 | 208 | 0 | 6 | 4 |
| 513 | Illinois Valley | 242 | 1,435 | 1,387 | 538 | 0 | 23 | 46 | 2 |
| 525 | Joliet | 309 | 6,586 | 3,621 | 274 | 261 | 163 | 302 | 573 |
| 520 | Kankakee | 120 | 1,230 | 1,614 | 37 | 130 | 13 | 20 | 0 |
| 501 | Kaskaskia | 443 | 1,014 | 1,630 | 0 | 0 | 5 | 4 | 1 |
| 523 | Kishwaukee | 0 | 2,674 | 888 | 33 | 8 | 68 | 67 | 145 |
| 532 | Lake County | 0 | 5,724 | 5,285 | 202 | 303 | 249 | 168 | 986 |
| 517 | Lake Land | 282 | 3,036 | 2,571 | 0 | 201 | 4 | 0 | 8 |
| 536 | Lewis & Clark | 275 | 3,259 | 2,596 | 128 | 422 | 107 | 182 | 16 |
| 526 | Lincoln Land | 1,004 | 3,658 | 1,915 | 5 | 281 | 5 | 4 | 11 |
| 530 | Logan | 13 | 2,987 | 2,454 | 1 | 785 | 174 | 124 | 8 |
| 528 | McHenry | 146 | 3,504 | 1,596 | 0 | 0 | 55 | 68 | 378 |
| 524 | Moraine Valley | 0 | 5,443 | 6,564 | 0 | 225 | 183 | 597 | 1,021 |
| 527 | Morton | 1 | 2,186 | 714 | 5 | 58 | 190 | 10 | 1,164 |
| 535 | Oakton | 0 | 6,217 | 3,469 | 30 | 881 | 40 | 78 | 77 |
| 505 | Parkland | 188 | 4,691 | 3,402 | 0 | 145 | 6 | 13 | 37 |
| 515 | Prairie State | 190 | 3,574 | 570 | 2 | 4 | 34 | 46 | 8 |
| 521 | Rend Lake | 0 | 1,665 | 1,106 | 0 | 163 | 0 | 10 | 0 |
| 537 | Richland | 13 | 1,723 | 1,357 | 141 | 19 | 2 | 5 | 0 |
| 511 | Rock Valley | 24 | 3,842 | 1,970 | 1 | 2,376 | 95 | 57 | 177 |
| 518 | Sandburg | 8 | 1,471 | 1,294 | 0 | 368 | 35 | 153 | 12 |
| 506 | Sauk Valley | 14 | 1,488 | 985 | 0 | 157 | 18 | 21 | 5 |
| 531 | Shawnee | 117 | 932 | 539 | 163 | 69 | 35 | 16 | 16 |
| 510 | South Suburban | 0 | 2,595 | 3,084 | 0 | 651 | 40 | 54 | 28 |
| 533 | Southeastern | 0 | 1,215 | 969 | 131 | 295 | 86 | 8 | 0 |
| 522 | Southwestern* | 0 | 6,858 | 5,468 | 0 | 36 | 389 | 556 | 0 |
| 534 | Spoon River | 162 | 1,133 | 441 | 0 | 87 | 49 | 35 | 2 |
| 504 | Triton | 1,529 | 4,570 | 4,741 | 0 | 1,209 | 243 | 412 | 2,144 |
| 516 | Waubonsee | 388 | 2,756 | 2,418 | 350 | 67 | 144 | 98 | 1,669 |
| 539 | Wood | 2 | 1,225 | 749 | 89 | 1 | 17 | 21 | 7 |
| TOTALS | | 16,790 | 144,841 | 100,272 | 8,532 | 16,285 | 12,163 | 6,397 | 33,722 |

* Formerly Belleville Area College

SOURCE OF DATA: Fall Enrollment (E1 Records) - reflects enrollments as of the fall term census date (end of registration). Will not reflect enrollments in courses that have a starting date later than the census date - particularly those in adult education.

BEST COPY AVAILABLE

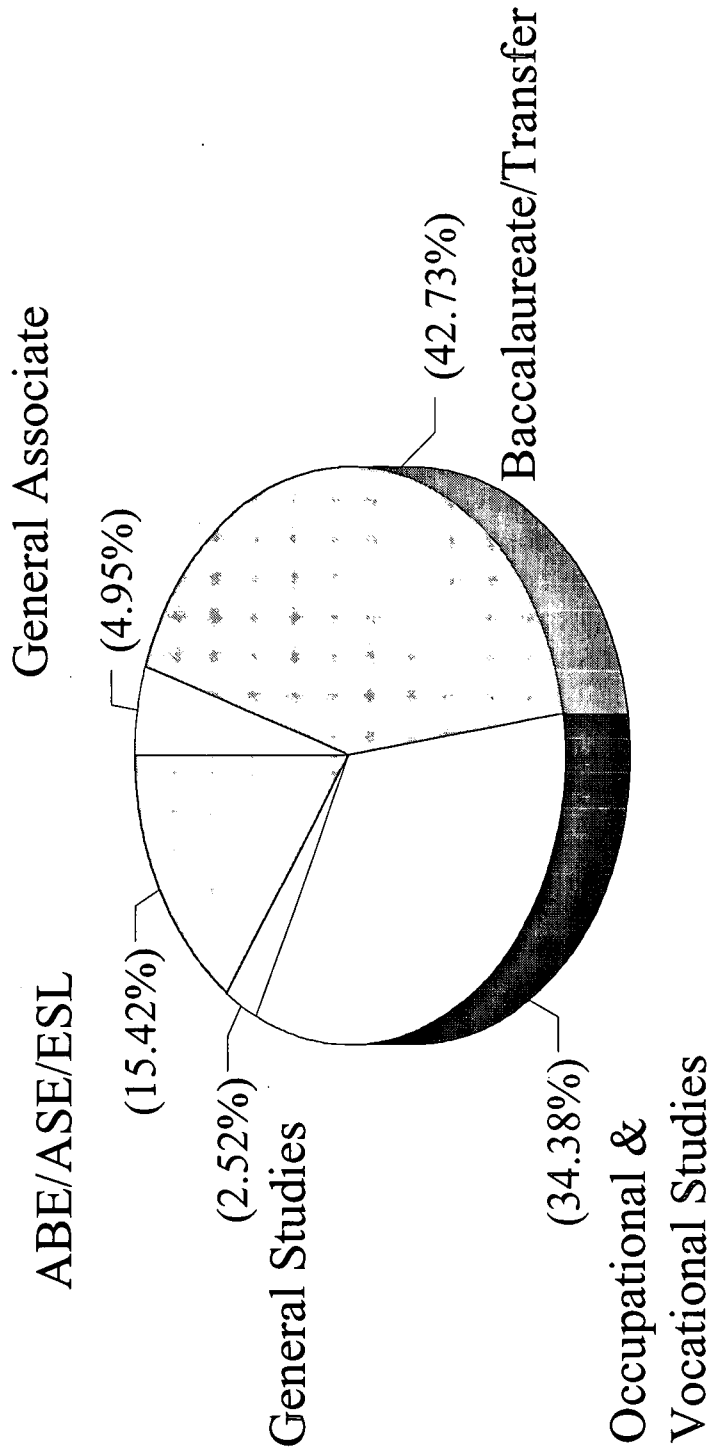


Figure 1. Opening Fall 2001 Headcount Enrollment by Instructional Program Area

Illinois Community College Board
Table I-3
SUMMARY OF OPENING FALL 2001 STUDENT HEADCOUNT ENROLLMENT
BY AGE

| Dist. No. | District/College | Mean Age | Median Age | 16 & Under | 17-20 | 21-24 | 25-30 | 31-39 | 40-55 | Over 55 | Unknown |
|----------------|------------------|--------------|---------------|---------------|------------|------------|------------|------------|------------|------------|-----------|
| 503 | Black Hawk | 27.40 | 22.86 | 23 | 2,356 | 1,181 | 893 | 807 | 742 | 111 | 135 |
| 508 | Chicago | (29.89) | (26.3) | (663) | (14,448) | (13,272) | (13,309) | (11,470) | (9,501) | (2,559) | (887) |
| | Daley | 28.29 | 25.37 | 169 | 2,481 | 2,161 | 2,080 | 1,757 | 1,128 | 157 | 135 |
| | Kennedy-King | 29.33 | 25.58 | 93 | 1,419 | 1,022 | 989 | 828 | 799 | 153 | 68 |
| | Malcolm X | 30.40 | 27.19 | 78 | 1,895 | 1,601 | 1,592 | 1,574 | 1,393 | 265 | 121 |
| | Olive-Harvey | 28.81 | 24.85 | 167 | 1,807 | 1,219 | 1,119 | 948 | 846 | 203 | 79 |
| | Truman | 33.45 | 29.35 | 73 | 2,087 | 2,818 | 3,551 | 3,115 | 2,427 | 1,297 | 216 |
| | Washington | 29.83 | 26.25 | 11 | 1,671 | 1,852 | 1,584 | 1,339 | 1,173 | 205 | 111 |
| | Wilbur Wright | 29.13 | 25.52 | 72 | 3,088 | 2,599 | 2,394 | 1,909 | 1,735 | 279 | 157 |
| 507 | Danville | 28.35 | 23.33 | 20 | 968 | 370 | 325 | 361 | 360 | 66 | 115 |
| 502 | DuPage | 31.79 | 25.32 | 105 | 9,203 | 4,849 | 3,675 | 3,835 | 4,848 | 2,311 | 597 |
| 509 | Elgin | 28.28 | 23.97 | 45 | 3,303 | 1,766 | 1,452 | 1,481 | 1,249 | 216 | 124 |
| 512 | Harper | 27.66 | 23.26 | 101 | 5,189 | 2,724 | 2,135 | 2,021 | 1,817 | 251 | 276 |
| 540 | Heartland | 26.64 | 22.73 | 26 | 1,557 | 1,172 | 666 | 539 | 479 | 38 | 81 |
| 519 | Highland | 30.79 | 25.19 | 19 | 914 | 307 | 300 | 370 | 451 | 144 | 36 |
| 514 | Illinois Central | 28.11 | 23.48 | 53 | 4,057 | 1,889 | 1,610 | 1,536 | 1,540 | 223 | 175 |
| 529 | Illinois Eastern | (32.21) | (27.20) | (381) | (2,115) | (676) | (740) | (1,007) | (1,571) | (682) | (101) |
| | Frontier | 33.19 | 28.04 | 271 | 454 | 138 | 173 | 256 | 370 | 225 | 26 |
| | Lincoln Trail | 29.47 | 23.31 | 23 | 413 | 174 | 134 | 139 | 127 | 74 | 16 |
| | Olney Central | 29.60 | 22.18 | 72 | 662 | 150 | 155 | 186 | 258 | 108 | 26 |
| | Wabash Valley | 36.57 | 35.27 | 15 | 586 | 214 | 278 | 426 | 816 | 275 | 33 |
| 513 | Illinois Valley | 27.73 | 22.38 | 36 | 1,506 | 530 | 437 | 470 | 509 | 75 | 110 |
| 525 | Joliet | 28.76 | 23.60 | 67 | 4,483 | 1,855 | 1,455 | 1,772 | 1,977 | 288 | 192 |
| 520 | Kankakee | 29.24 | 23.99 | 15 | 1,137 | 502 | 401 | 464 | 498 | 109 | 38 |
| 501 | Kaskaskia | 26.73 | 21.81 | 293 | 1,092 | 420 | 402 | 389 | 389 | 59 | 53 |
| 523 | Kishwaukee | 25.59 | 21.46 | 26 | 1,690 | 900 | 423 | 376 | 366 | 37 | 65 |
| 532 | Lake County | 29.58 | 25.18 | 23 | 3,955 | 2,291 | 1,848 | 2,086 | 2,152 | 343 | 219 |
| 517 | Lake Land | 27.75 | 23.59 | 48 | 2,157 | 1,145 | 940 | 862 | 747 | 121 | 82 |
| 536 | Lewis & Clark | 25.67 | 20.16 | 1,208 | 2,611 | 815 | 583 | 653 | 762 | 216 | 137 |
| 526 | Lincoln Land | 27.46 | 22.39 | 89 | 2,600 | 1,100 | 830 | 809 | 837 | 137 | 481 |
| 530 | Logan | 32.00 | 24.36 | 34 | 2,022 | 1,274 | 725 | 664 | 962 | 686 | 179 |
| 528 | McHenry | 28.77 | 23.29 | 61 | 2,162 | 862 | 647 | 789 | 988 | 142 | 96 |
| 524 | Moraine Valley | 27.86 | 22.93 | 35 | 5,229 | 2,673 | 1,732 | 1,828 | 2,031 | 227 | 278 |
| 527 | Morton | 28.29 | 24.60 | 17 | 1,272 | 893 | 821 | 623 | 525 | 88 | 89 |
| 535 | Oakton | 30.95 | 25.38 | 11 | 3,168 | 2,000 | 1,436 | 1,454 | 1,976 | 571 | 176 |
| 505 | Parkland | 26.40 | 21.86 | 164 | 3,427 | 1,781 | 1,075 | 883 | 861 | 164 | 127 |
| 515 | Prairie State | 29.96 | 25.34 | 13 | 1,312 | 808 | 610 | 695 | 749 | 150 | 91 |
| 521 | Rend Lake | 29.20 | 23.00 | 37 | 1,196 | 396 | 354 | 365 | 371 | 185 | 40 |
| 537 | Richland | 28.92 | 24.73 | 21 | 1,083 | 519 | 476 | 479 | 550 | 59 | 73 |
| 511 | Rock Valley | 28.63 | 24.33 | 61 | 2,921 | 1,388 | 1,260 | 1,347 | 1,261 | 177 | 127 |
| 518 | Sandburg | 30.22 | 25.14 | 57 | 1,068 | 486 | 460 | 465 | 541 | 171 | 93 |
| 506 | Sauk Valley | 30.67 | 25.82 | 12 | 919 | 349 | 327 | 394 | 528 | 114 | 45 |
| 531 | Shawnee | 28.79 | 23.20 | 12 | 719 | 298 | 238 | 256 | 261 | 78 | 25 |
| 510 | South Suburban | 30.65 | 26.25 | 24 | 1,744 | 1,152 | 868 | 1,069 | 1,171 | 242 | 182 |
| 533 | Southeastern | 30.04 | 22.87 | 98 | 1,026 | 357 | 279 | 329 | 337 | 225 | 53 |
| 522 | Southwestern* | 28.81 | 24.24 | 83 | 4,241 | 2,596 | 1,896 | 1,899 | 2,117 | 289 | 186 |
| 534 | Spoon River | 25.99 | 20.94 | 33 | 916 | 375 | 174 | 145 | 154 | 76 | 36 |
| 504 | Triton | 29.12 | 25.18 | 184 | 3,837 | 2,647 | 2,357 | 2,112 | 2,050 | 349 | 1,312 |
| 516 | Waubensee | 28.47 | 24.16 | 77 | 2,602 | 1,410 | 1,206 | 1,181 | 1,149 | 160 | 105 |
| 539 | Wood | <u>27.60</u> | <u>22.58</u> | <u>10</u> | <u>867</u> | <u>348</u> | <u>260</u> | <u>261</u> | <u>289</u> | <u>43</u> | <u>33</u> |
| TOTALS/AVERAGE | | 29.10 | 24.33 | 4,285 | 107,072 | 60,376 | 49,625 | 48,546 | 49,666 | 12,182 | 7,250 |

* Formerly Belleville Area College

SOURCE OF DATA: Fall Enrollment (E1 Records) - reflects enrollments as of the fall term census date (end of registration). Will not re-enrollments in courses that have a starting date later than the census date - particularly those in adult education.

Illinois Community College Board
Table I-4
SUMMARY OPENING FALL 2001 STUDENT HEADCOUNT ENROLLMENT
BY ETHNIC ORIGIN

| Dist. No. | District/College | Asian or Pacific Islander | American Indian or Alaskan | Black Non-Hispanic | Hispanic | White Non-Hispanic | Non-Resident Alien | All Other or No Indication |
|-----------|------------------|---------------------------|----------------------------|--------------------|-----------|--------------------|--------------------|----------------------------|
| 503 | Black Hawk | 66 | 31 | 430 | 541 | 5,180 | 0 | 0 |
| 508 | Chicago | (4,258) | (331) | (23,107) | (25,698) | (12,715) | (0) | (0) |
| | Daley | 150 | 31 | 2,016 | 6,160 | 1,711 | 0 | 0 |
| | Kennedy-King | 138 | 33 | 4,580 | 516 | 104 | 0 | 0 |
| | Malcolm X | 349 | 54 | 4,988 | 2,545 | 583 | 0 | 0 |
| | Olive-Harvey | 21 | 41 | 4,972 | 1,260 | 94 | 0 | 0 |
| | Truman | 1,858 | 67 | 1,970 | 7,772 | 3,917 | 0 | 0 |
| | Washington | 939 | 54 | 3,613 | 1,687 | 1,653 | 0 | 0 |
| | Wilbur Wright | 803 | 51 | 968 | 5,758 | 4,653 | 0 | 0 |
| 507 | Danville | 25 | 6 | 238 | 66 | 2,248 | 2 | 0 |
| 502 | DuPage | 3,300 | 44 | 1,190 | 3,065 | 21,204 | 2 | 618 |
| 509 | Elgin | 442 | 17 | 361 | 2,789 | 6,006 | 21 | 0 |
| 512 | Harper | 1,955 | 35 | 452 | 2,240 | 8,752 | 69 | 1,011 |
| 540 | Heartland | 84 | 20 | 375 | 88 | 3,986 | 5 | 0 |
| 519 | Highland | 20 | 8 | 198 | 24 | 2,287 | 4 | 0 |
| 514 | Illinois Central | 174 | 31 | 1,047 | 184 | 9,631 | 16 | 0 |
| 529 | Illinois Eastern | (70) | (12) | (186) | (62) | (6,928) | (15) | (0) |
| | Frontier | 24 | 1 | 2 | 4 | 1,882 | 0 | 0 |
| | Lincoln Trail | 14 | 1 | 128 | 28 | 928 | 1 | 0 |
| | Olney Central | 8 | 3 | 10 | 5 | 1,578 | 13 | 0 |
| | Wabash Valley | 24 | 7 | 46 | 25 | 2,540 | 1 | 0 |
| 513 | Illinois Valley | 29 | 6 | 60 | 185 | 3,333 | 0 | 60 |
| 525 | Joliet | 222 | 31 | 1,136 | 1,434 | 9,236 | 30 | 0 |
| 520 | Kankakee | 20 | 6 | 378 | 75 | 2,662 | 2 | 21 |
| 501 | Kaskaskia | 20 | 16 | 260 | 39 | 2,758 | 4 | 0 |
| 523 | Kishwaukee | 140 | 14 | 492 | 362 | 2,871 | 4 | 0 |
| 532 | Lake County | 635 | 60 | 1,195 | 2,463 | 8,325 | 239 | 0 |
| 517 | Lake Land | 26 | 23 | 755 | 166 | 5,104 | 28 | 0 |
| 536 | Lewis & Clark | 24 | 21 | 391 | 49 | 6,470 | 30 | 0 |
| 526 | Lincoln Land | 80 | 16 | 464 | 86 | 6,218 | 19 | 0 |
| 530 | Logan | 85 | 26 | 573 | 83 | 5,771 | 8 | 0 |
| 528 | McHenry | 77 | 13 | 27 | 613 | 4,993 | 24 | 0 |
| 524 | Moraine Valley | 238 | 42 | 942 | 1,019 | 11,074 | 718 | 0 |
| 527 | Morton | 89 | 4 | 98 | 2,870 | 1,195 | 72 | 0 |
| 535 | Oakton | 1,740 | 28 | 467 | 665 | 7,892 | 0 | 0 |
| 505 | Parkland | 353 | 27 | 939 | 201 | 6,604 | 358 | 0 |
| 515 | Prairie State | 49 | 20 | 1,613 | 372 | 1,950 | 39 | 385 |
| 521 | Rend Lake | 16 | 5 | 154 | 33 | 2,736 | 0 | 0 |
| 537 | Richland | 23 | 8 | 422 | 33 | 2,773 | 1 | 0 |
| 511 | Rock Valley | 242 | 44 | 708 | 601 | 6,927 | 20 | 0 |
| 518 | Sandburg | 17 | 10 | 216 | 89 | 2,998 | 11 | 0 |
| 506 | Sauk Valley | 25 | 14 | 52 | 197 | 2,400 | 0 | 0 |
| 531 | Shawnee | 18 | 7 | 313 | 32 | 1,517 | 0 | 0 |
| 510 | South Suburban | 76 | 28 | 3,258 | 541 | 2,526 | 23 | 0 |
| 533 | Southeastern | 13 | 16 | 352 | 70 | 2,251 | 2 | 0 |
| 522 | Southwestern* | 221 | 51 | 2,347 | 306 | 10,361 | 21 | 0 |
| 534 | Spoon River | 31 | 6 | 107 | 16 | 1,747 | 2 | 0 |
| 504 | Triton | 482 | 37 | 2,611 | 3,454 | 8,241 | 23 | 0 |
| 516 | Waubonsee | 116 | 49 | 411 | 2,527 | 4,782 | 5 | 0 |
| 539 | Wood | <u>17</u> | <u>5</u> | <u>83</u> | <u>26</u> | <u>1,972</u> | <u>8</u> | <u>0</u> |
| | TOTALS | 15,518 | 1,168 | 48,408 | 53,364 | 216,624 | 1,825 | 2,095 |

SOURCE OF DATA: Fall Enrollment (E1 Records)—reflects enrollments as of the fall census date (end of registration). Will not reflect enrollments in courses that have a starting date later than the census date – particularly those in adult education

Illinois Community College Board
Table I-5
SUMMARY OF OPENING FALL 2001 STUDENT HEADCOUNT ENROLLMENT
BY ACADEMIC CLASSIFICATION

| <u>Dist. No.</u> | <u>District/College</u> | <u>Freshman</u> | <u>Sophomore</u> | <u>High School</u> | <u>Unclassified*</u> |
|------------------|-------------------------|-----------------|------------------|--------------------|----------------------|
| 503 | Black Hawk | 3,594 | 1,676 | 66 | 912 |
| 508 | Chicago | (19,501) | (6,541) | (393) | (39,674) |
| | Daley | 3,075 | 1,113 | 125 | 5,755 |
| | Kennedy-King | 1,792 | 703 | 104 | 2,772 |
| | Malcolm X | 1,998 | 725 | 36 | 5,760 |
| | Olive-Harvey | 1,742 | 714 | 92 | 3,840 |
| | Truman | 2,713 | 879 | 8 | 11,984 |
| | Washington | 4,062 | 1,305 | 1 | 2,578 |
| | Wilbur Wright | 4,119 | 1,102 | 27 | 6,985 |
| 507 | Danville | 2,040 | 294 | 0 | 251 |
| 502 | DuPage | 15,613 | 5,540 | 95 | 8,175 |
| 509 | Elgin | 5,114 | 1,151 | 167 | 3,204 |
| 512 | Harper | 8,018 | 2,513 | 76 | 3,907 |
| 540 | Heartland | 3,691 | 619 | 0 | 248 |
| 519 | Highland | 1,352 | 571 | 97 | 521 |
| 514 | Illinois Central | 5,981 | 2,554 | 250 | 2,298 |
| 529 | Illinois Eastern | (4,520) | (2,045) | (0) | (708) |
| | Frontier | 1,218 | 447 | 0 | 248 |
| | Lincoln Trail | 663 | 361 | 0 | 76 |
| | Olney Central | 915 | 596 | 0 | 106 |
| | Wabash Valley | 1,724 | 641 | 0 | 278 |
| 513 | Illinois Valley | 2,276 | 1,007 | 133 | 257 |
| 525 | Joliet | 7,143 | 2,970 | 129 | 1,847 |
| 520 | Kankakee | 1,733 | 716 | 129 | 586 |
| 501 | Kaskaskia | 959 | 711 | 364 | 1,063 |
| 523 | Kishwaukee | 2,678 | 574 | 49 | 582 |
| 532 | Lake County | 6,631 | 2,943 | 69 | 3,274 |
| 517 | Lake Land | 3,805 | 1,447 | 249 | 601 |
| 536 | Lewis & Clark | 3,075 | 1,356 | 1,978 | 576 |
| 526 | Lincoln Land | 4,225 | 1,939 | 292 | 427 |
| 530 | Logan | 4,854 | 1,171 | 0 | 521 |
| 528 | McHenry | 2,931 | 1,021 | 91 | 1,704 |
| 524 | Moraine Valley | 8,155 | 2,914 | 0 | 2,964 |
| 527 | Morton | 2,034 | 792 | 0 | 1,502 |
| 535 | Oakton | 3,333 | 1,440 | 108 | 5,911 |
| 505 | Parkland | 4,420 | 2,573 | 17 | 1,472 |
| 515 | Prairie State | 3,383 | 721 | 0 | 324 |
| 521 | Rend Lake | 1,766 | 934 | 0 | 244 |
| 537 | Richland | 1,951 | 834 | 204 | 271 |
| 511 | Rock Valley | 7,268 | 479 | 0 | 795 |
| 518 | Sandburg | 1,952 | 616 | 4 | 769 |
| 506 | Sauk Valley | 1,399 | 600 | 0 | 689 |
| 531 | Shawnee | 929 | 608 | 104 | 246 |
| 510 | South Suburban | 3,990 | 1,650 | 63 | 749 |
| 533 | Southeastern | 1,364 | 624 | 359 | 357 |
| 522 | Southwestern** | 6,812 | 3,562 | 246 | 2,687 |
| 534 | Spoon River | 793 | 366 | 182 | 568 |
| 504 | Triton | 7,047 | 2,655 | 885 | 4,261 |
| 516 | Waubonsee | 2,283 | 969 | 0 | 4,638 |
| 539 | Wood | <u>1,233</u> | <u>582</u> | <u>42</u> | <u>254</u> |
| | TOTALS | 169,846 | 62,278 | 6,841 | 100,037 |

*Unclassified students are those who do not meet minimum requirements for entrance as regular college-level students, or already have an Associate Degree or higher and are taking courses at the same level or lower. Some colleges may be including course enrollees in this category as well.

**Formerly Belleville Area College

SOURCE OF DATA: Fall Enrollment (EI Records) - reflects enrollments as of the fall term census date (end of registration). Will not reflect enrollments in courses that have a starting date later than the census date - particularly those in adult education.

Illinois Community College Board
Table I-6
SUMMARY OF OPENING FALL 2001 STUDENT HEADCOUNT ENROLLMENT
BY TYPE OF RESIDENCY

| Dist. No. | District/College | In-District | Out-of- District | Corrections | Out-of State | Federal Corrections | Foreign |
|--------------|------------------|--------------|---------------------|-------------|-----------------|------------------------|----------|
| 503 | Black Hawk | 5,908 | 100 | 96 | 125 | 0 | 19 |
| 508 | Chicago | (63,832) | (1,865) | (0) | (20) | (0) | (392) |
| | Daley | 9,529 | 534 | 0 | 5 | 0 | 0 |
| | Kennedy-King | 5,304 | 61 | 0 | 2 | 0 | 4 |
| | Malcolm X | 8,376 | 130 | 0 | 0 | 0 | 13 |
| | Olive-Harvey | 6,188 | 189 | 0 | 11 | 0 | 0 |
| | Truman | 15,093 | 433 | 0 | 1 | 0 | 57 |
| | Washington | 7,493 | 152 | 0 | 1 | 0 | 300 |
| | Wilbur Wright | 11,849 | 366 | 0 | 0 | 0 | 18 |
| 507 | Danville | 2,267 | 69 | 0 | 239 | 0 | 10 |
| 502 | DuPage | 26,227 | 2,401 | 0 | 617 | 0 | 178 |
| 509 | Elgin | 8,848 | 760 | 0 | 7 | 0 | 21 |
| 512 | Harper | 12,648 | 1,762 | 0 | 5 | 0 | 99 |
| 540 | Heartland | 4,393 | 138 | 0 | 27 | 0 | 0 |
| 519 | Highland | 2,423 | 59 | 0 | 51 | 0 | 8 |
| 514 | Illinois Central | 10,112 | 458 | 287 | 42 | 76 | 108 |
| 529 | Illinois Eastern | (5,648) | (1,294) | (168) | (67) | (0) | (96) |
| | Frontier | 1,822 | 90 | 0 | 1 | 0 | 0 |
| | Lincoln Trail | 860 | 25 | 168 | 20 | 0 | 27 |
| | Olney Central | 1,572 | 18 | 0 | 0 | 0 | 27 |
| | Wabash Valley | 1,394 | 1,161 | 0 | 46 | 0 | 42 |
| 513 | Illinois Valley | 3,381 | 165 | 126 | 1 | 0 | 0 |
| 525 | Joliet | 11,889 | 175 | 0 | 18 | 0 | 7 |
| 520 | Kankakee | 3,004 | 127 | 0 | 33 | 0 | 0 |
| 501 | Kaskaskia | 2,720 | 145 | 222 | 8 | 0 | 2 |
| 523 | Kishwaukee | 2,858 | 997 | 0 | 4 | 0 | 24 |
| 532 | Lake County | 12,636 | 281 | 0 | 0 | 0 | 0 |
| 517 | Lake Land | 4,292 | 331 | 1,426 | 31 | 0 | 22 |
| 536 | Lewis & Clark | 6,746 | 198 | 0 | 40 | 0 | 1 |
| 526 | Lincoln Land | 6,689 | 176 | 2 | 6 | 0 | 10 |
| 530 | Logan | 6,112 | 326 | 0 | 0 | 82 | 26 |
| 528 | McHenry | 5,482 | 202 | 0 | 40 | 0 | 23 |
| 524 | Moraine Valley | 11,273 | 2,015 | 0 | 10 | 0 | 735 |
| 527 | Morton | 3,819 | 505 | 0 | 1 | 0 | 3 |
| 535 | Oakton | 8,601 | 2,113 | 0 | 43 | 0 | 35 |
| 505 | Parkland | 6,541 | 1,490 | 0 | 100 | 0 | 351 |
| 515 | Prairie State | 3,766 | 500 | 0 | 162 | 0 | 0 |
| 521 | Rend Lake | 2,378 | 302 | 257 | 4 | 0 | 3 |
| 537 | Richland | 3,096 | 59 | 3 | 1 | 0 | 101 |
| 511 | Rock Valley | 8,248 | 187 | 0 | 40 | 0 | 67 |
| 518 | Sandburg | 3,035 | 48 | 206 | 44 | 0 | 8 |
| 506 | Sauk Valley | 2,622 | 63 | 0 | 3 | 0 | 0 |
| 531 | Shawnee | 1,644 | 36 | 46 | 159 | 0 | 2 |
| 510 | South Suburban | 5,010 | 875 | 0 | 556 | 0 | 11 |
| 533 | Southeastern | 2,082 | 95 | 503 | 16 | 0 | 8 |
| 522 | Southwestern* | 12,393 | 802 | 0 | 106 | 0 | 6 |
| 534 | Spoon River | 1,609 | 274 | 0 | 10 | 0 | 16 |
| 504 | Triton | 10,803 | 3,893 | 1 | 68 | 0 | 83 |
| 516 | Waubonsee | 7,088 | 797 | 0 | 0 | 0 | 5 |
| 539 | Wood | <u>1,912</u> | <u>21</u> | <u>2</u> | <u>172</u> | <u>0</u> | <u>4</u> |
| | TOTALS | 304,035 | 26,104 | 3,345 | 2,876 | 158 | 2,484 |

* Formerly Belleville Area College

SOURCE OF DATA: Fall Enrollment (E1 Records) - reflects enrollments as of the fall term census date (end of registration).
Will not reflect enrollments in courses that have a starting date later than the census date -
particularly those in adult education.

Illinois Community College Board
Table 1-7
SUMMARY OF OPENING FALL 2001 STUDENT HEADCOUNT ENROLLMENT
BY ENROLLMENT STATUS

| Dist. No. | District/College | First-Time College-Level Students | New Pre-College Students | Transfer Students | New Gen Studies/ Voc Students | Continuing Students | Students Moved to College-Level | Readmitted Students | Unknown |
|--------------|------------------|---|--------------------------------|----------------------|-------------------------------------|------------------------|---------------------------------------|------------------------|---------|
| 503 | Black Hawk | 1,314 | 244 | 37 | 114 | 3,382 | 59 | 1,098 | 0 |
| 508 | Chicago | (6,936) | (11,663) | (1,723) | (5,555) | (28,519) | (1,365) | (10,348) | (0) |
| | Daley | 1,128 | 1,670 | 146 | 680 | 4,917 | 170 | 1,357 | 0 |
| | Kennedy-King | 608 | 483 | 54 | 750 | 2,106 | 139 | 1,231 | 0 |
| | Malcolm X | 637 | 1,772 | 230 | 1,697 | 2,621 | 179 | 1,383 | 0 |
| | Olive-Harvey | 723 | 967 | 34 | 925 | 2,181 | 143 | 1,415 | 0 |
| | Truman | 868 | 4,408 | 163 | 410 | 7,696 | 286 | 1,753 | 0 |
| | Washington | 1,501 | 264 | 782 | 186 | 3,523 | 235 | 1,455 | 0 |
| | Wilbur Wright | 1,471 | 2,099 | 314 | 907 | 5,475 | 213 | 1,754 | 0 |
| 507 | Danville | 683 | 153 | 28 | 69 | 1,337 | 0 | 315 | 0 |
| 502 | DuPage | 4,459 | 1,813 | 2,092 | 27 | 14,788 | 704 | 5,540 | 0 |
| 509 | Elgin | 1,555 | 1,038 | 721 | 4 | 4,473 | 369 | 1,476 | 0 |
| 512 | Harper | 3,298 | 221 | 1,039 | 0 | 8,164 | 0 | 1,792 | 0 |
| 540 | Heartland | 1,711 | 0 | 1 | 1 | 2,845 | 0 | 0 | 0 |
| 519 | Highland | 646 | 24 | 34 | 8 | 1,745 | 0 | 84 | 0 |
| 514 | Illinois Central | 2,445 | 0 | 656 | 0 | 7,633 | 0 | 349 | 0 |
| 529 | Illinois Eastern | (1,304) | (52) | (41) | (187) | (4,569) | (10) | (1,110) | (0) |
| | Frontier | 74 | 31 | 0 | 144 | 1,082 | 0 | 582 | 0 |
| | Lincoln Trail | 386 | 4 | 41 | 4 | 632 | 1 | 32 | 0 |
| | Olney Central | 243 | 2 | 0 | 0 | 913 | 0 | 459 | 0 |
| | Wabash Valley | 601 | 15 | 0 | 39 | 1,942 | 9 | 37 | 0 |
| 513 | Illinois Valley | 714 | 86 | 105 | 118 | 1,806 | 0 | 844 | 0 |
| 525 | Joliet | 2,862 | 129 | 184 | 0 | 6,542 | 0 | 2,372 | 0 |
| 520 | Kankakee | 529 | 134 | 194 | 36 | 1,556 | 0 | 715 | 0 |
| 501 | Kaskaskia | 1,151 | 52 | 8 | 64 | 1,216 | 2 | 604 | 0 |
| 523 | Kishwaukee | 881 | 114 | 598 | 18 | 1,700 | 0 | 572 | 0 |
| 532 | Lake County | 1,896 | 1,134 | 929 | 31 | 5,806 | 370 | 2,751 | 0 |
| 517 | Lake Land | 1,741 | 230 | 289 | 0 | 2,888 | 0 | 954 | 0 |
| 536 | Lewis & Clark | 2,542 | 0 | 24 | 0 | 3,013 | 0 | 1,406 | 0 |
| 526 | Lincoln Land | 1,933 | 3 | 199 | 151 | 3,546 | 17 | 1,034 | 0 |
| 530 | Logan | 442 | 127 | 382 | 894 | 3,496 | 0 | 1,205 | 0 |
| 528 | McHenry | 790 | 152 | 347 | 35 | 3,284 | 56 | 1,083 | 0 |
| 524 | Moraine Valley | 3,256 | 1,366 | 144 | 111 | 3,877 | 269 | 5,010 | 0 |
| 527 | Morton | 840 | 547 | 16 | 49 | 2,847 | 0 | 29 | 0 |
| 535 | Oakton | 1,289 | 2,962 | 1,064 | 560 | 3,158 | 83 | 1,676 | 0 |
| 505 | Parkland | 1,501 | 406 | 1,290 | 54 | 3,576 | 286 | 1,369 | 0 |
| 515 | Prairie State | 1,214 | 0 | 359 | 0 | 1,941 | 0 | 914 | 0 |
| 521 | Rend Lake | 1,535 | 43 | 199 | 58 | 860 | 7 | 242 | 0 |
| 537 | Richland | 738 | 0 | 0 | 0 | 1,880 | 0 | 642 | 0 |
| 511 | Rock Valley | 891 | 513 | 2 | 110 | 6,399 | 627 | 0 | 0 |
| 518 | Sandburg | 767 | 127 | 7 | 91 | 1,694 | 45 | 610 | 0 |
| 506 | Sauk Valley | 610 | 149 | 58 | 18 | 1,009 | 98 | 746 | 0 |
| 531 | Shawnee | 280 | 0 | 0 | 42 | 1,565 | 0 | 0 | 0 |
| 510 | South Suburban | 544 | 334 | 590 | 245 | 3,214 | 419 | 1,106 | 0 |
| 533 | Southeastern | 669 | 13 | 24 | 117 | 1,319 | 0 | 562 | 0 |
| 522 | Southwestern* | 2,287 | 786 | 171 | 24 | 7,429 | 0 | 2,610 | 0 |
| 534 | Spoon River | 474 | 52 | 228 | 47 | 758 | 6 | 344 | 0 |
| 504 | Triton | 2,470 | 1,208 | 3 | 641 | 7,658 | 193 | 2,675 | 0 |
| 516 | Waubonsee | 1,290 | 588 | 116 | 33 | 5,863 | 0 | 0 | 0 |
| 539 | Wood | 836 | 45 | 117 | 0 | 964 | 0 | 149 | 0 |
| TOTALS | | 61,323 | 26,508 | 14,019 | 9,512 | 168,319 | 4,985 | 54,336 | 0 |

* Formerly Belleville Area College

SOURCE OF DATA: Fall Enrollment (E1 Records) - reflects enrollments as of the fall term census date (end of registration). Will not reflect enrollments in courses that have a starting date later than the census date - particularly those in adult education.

Illinois Community College Board

Table I-8

PROPORTIONS OF DISTRICT POPULATIONS SERVED BY
ILLINOIS PUBLIC COMMUNITY COLLEGES IN INSTRUCTIONAL
CREDIT CURRICULA BY HEADCOUNT AND FTE

| <u>Dist. No.</u> | <u>District</u> | <u>Headcount Per 1000 Population</u> | <u>FTE Per 1000 Population</u> |
|----------------------|------------------|--|--|
| 503 | Black Hawk | 27.59 | 17.13 |
| 508 | Chicago | 22.83 | 12.78 |
| 507 | Danville | 28.61 | 17.89 |
| 502 | DuPage | 29.39 | 10.87 |
| 509 | Elgin | 24.32 | 11.55 |
| 512 | Harper | 28.54 | 14.70 |
| 540 | Heartland | 23.40 | 13.40 |
| 519 | Highland | 27.74 | 15.58 |
| 514 | Illinois Central | 30.72 | 17.24 |
| 529 | Illinois Eastern | 65.35 | 30.08 |
| 513 | Illinois Valley | 24.63 | 14.56 |
| 525 | Joliet | 26.01 | 13.75 |
| 520 | Kankakee | 24.19 | 12.87 |
| 501 | Kaskaskia | 25.77 | 16.91 |
| 523 | Kishwaukee | 39.86 | 23.87 |
| 532 | Lake County | 20.80 | 9.94 |
| 517 | Lake Land | 32.14 | 20.12 |
| 536 | Lewis & Clark | 32.00 | 13.77 |
| 526 | Lincoln Land | 20.88 | 11.81 |
| 530 | Logan | 45.85 | 23.86 |
| 528 | Mc Henry | 25.79 | 12.38 |
| 524 | Moraine Valley | 35.29 | 19.68 |
| 527 | Morton | 27.65 | 12.33 |
| 535 | Oakton | 23.28 | 11.35 |
| 505 | Parkland | 34.93 | 21.60 |
| 515 | Prairie State | 21.81 | 11.69 |
| 521 | Rend Lake | 32.13 | 20.69 |
| 537 | Richland | 23.51 | 12.95 |
| 511 | Rock Valley | 25.17 | 13.28 |
| 518 | Carl Sandburg | 29.34 | 15.64 |
| 506 | Sauk Valley | 25.86 | 15.06 |
| 531 | Shawnee | 30.02 | 20.01 |
| 510 | South Suburban | 23.01 | 12.07 |
| 533 | Southeastern | 48.76 | 27.63 |
| 522 | Southwestern* | 30.55 | 16.23 |
| 534 | Spoon River | 26.34 | 15.98 |
| 504 | Triton | 44.36 | 22.06 |
| 516 | Waubonsee | 29.94 | 13.67 |
| 539 | John Wood | <u>21.34</u> | <u>13.34</u> |
| | TOTALS | 27.30 | 14.30 |

* Formerly Belleville Area College

SOURCES OF DATA: Fall Enrollment (E1 Records)

2000 Census, Department of Economics and Finance, Southern Illinois University – Edwardsville

Illinois Community College Board
Table I-9
SUMMARY OF OPENING FALL 2001 STUDENT HEADCOUNT ENROLLMENT
BY INSTRUCTIONAL PROGRAM AREA AND STUDENT LEVEL

FRESHMAN LEVEL

| Dist. No. | District/College | General Associates | Bacc/Transfer | Occupational | General Studies | Voc Skills | Adult Basic Ed | Adult Sec Ed | Eng as a Second Language | Total |
|-----------|------------------|--------------------|---------------|---------------|-----------------|--------------|----------------|--------------|--------------------------|----------------|
| 503 | Black Hawk | 6 | 2,298 | 1,280 | 0 | 10 | 0 | 0 | 0 | 3,594 |
| 508 | Chicago | (5,327) | (9,471) | (3,827) | (0) | (876) | (0) | (0) | (0) | (19,501) |
| | Daley | 93 | 2,126 | 848 | 0 | 8 | 0 | 0 | 0 | 3,075 |
| | Kennedy-King | 76 | 734 | 969 | 0 | 13 | 0 | 0 | 0 | 1,792 |
| | Malcolm X | 431 | 1,045 | 428 | 0 | 94 | 0 | 0 | 0 | 1,998 |
| | Olive-Harvey | 316 | 1,084 | 276 | 0 | 66 | 0 | 0 | 0 | 1,742 |
| | Truman | 955 | 1,286 | 452 | 0 | 20 | 0 | 0 | 0 | 2,713 |
| | Washington | 681 | 2,744 | 616 | 0 | 21 | 0 | 0 | 0 | 4,062 |
| | Wilbur Wright | 2,775 | 452 | 238 | 0 | 654 | 0 | 0 | 0 | 4,119 |
| 507 | Danville | 0 | 1,101 | 796 | 0 | 143 | 0 | 0 | 0 | 2,040 |
| 502 | DuPage | 28 | 7,337 | 3,829 | 3,575 | 844 | 0 | 0 | 0 | 15,613 |
| 509 | Elgin | 331 | 2,746 | 1,906 | 0 | 131 | 0 | 0 | 0 | 5,114 |
| 512 | Harper | 0 | 5,083 | 2,935 | 0 | 0 | 0 | 0 | 0 | 8,018 |
| 540 | Heartland | 0 | 2,727 | 483 | 0 | 481 | 0 | 0 | 0 | 3,691 |
| 519 | Highland | 13 | 675 | 619 | 0 | 45 | 0 | 0 | 0 | 1,352 |
| 514 | Illinois Central | 1,209 | 2,554 | 2,169 | 49 | 0 | 0 | 0 | 0 | 5,981 |
| 529 | Illinois Eastern | (276) | (1,750) | (1,849) | (0) | (645) | (0) | (0) | (0) | (4,520) |
| | Frontier | 22 | 552 | 207 | 0 | 437 | 0 | 0 | 0 | 1,218 |
| | Lincoln Trail | 122 | 305 | 236 | 0 | 0 | 0 | 0 | 0 | 663 |
| | Olney Central | 59 | 527 | 273 | 0 | 56 | 0 | 0 | 0 | 915 |
| | Wabash Valley | 73 | 366 | 1,133 | 0 | 152 | 0 | 0 | 0 | 1,724 |
| 513 | Illinois Valley | 185 | 897 | 845 | 349 | 0 | 0 | 0 | 0 | 2,276 |
| 525 | Joliet | 120 | 4,648 | 2,168 | 0 | 207 | 0 | 0 | 0 | 7,143 |
| 520 | Kankakee | 61 | 635 | 966 | 19 | 52 | 0 | 0 | 0 | 1,733 |
| 501 | Kaskaskia | 152 | 321 | 486 | 0 | 0 | 0 | 0 | 0 | 959 |
| 523 | Kishwaukee | 0 | 2,125 | 524 | 25 | 4 | 0 | 0 | 0 | 2,678 |
| 532 | Lake County | 0 | 3,404 | 2,928 | 114 | 185 | 0 | 0 | 0 | 6,631 |
| 517 | Lake Land | 200 | 1,868 | 1,618 | 0 | 119 | 0 | 0 | 0 | 3,805 |
| 536 | Lewis & Clark | 205 | 1,643 | 817 | 75 | 335 | 0 | 0 | 0 | 3,075 |
| 526 | Lincoln Land | 529 | 2,310 | 1,191 | 4 | 191 | 0 | 0 | 0 | 4,225 |
| 530 | Logan | 10 | 2,250 | 1,838 | 0 | 756 | 0 | 0 | 0 | 4,854 |
| 528 | McHenry | 106 | 2,048 | 777 | 0 | 0 | 0 | 0 | 0 | 2,931 |
| 524 | Moraine Valley | 0 | 3,930 | 4,069 | 0 | 156 | 0 | 0 | 0 | 8,155 |
| 527 | Morton | 0 | 1,557 | 428 | 4 | 45 | 0 | 0 | 0 | 2,034 |
| 535 | Oakton | 0 | 2,288 | 1,022 | 0 | 23 | 0 | 0 | 0 | 3,333 |
| 505 | Parkland | 76 | 2,541 | 1,724 | 0 | 79 | 0 | 0 | 0 | 4,420 |
| 515 | Prairie State | 162 | 2,793 | 428 | 0 | 0 | 0 | 0 | 0 | 3,383 |
| 521 | Rend Lake | 0 | 1,070 | 628 | 0 | 68 | 0 | 0 | 0 | 1,766 |
| 537 | Richland | 7 | 1,042 | 809 | 77 | 16 | 0 | 0 | 0 | 1,951 |
| 511 | Rock Valley | 23 | 3,360 | 1,632 | 1 | 2,252 | 0 | 0 | 0 | 7,268 |
| 518 | Sandburg | 3 | 1,039 | 837 | 0 | 73 | 0 | 0 | 0 | 1,952 |
| 506 | Sauk Valley | 8 | 741 | 650 | 0 | 0 | 0 | 0 | 0 | 1,399 |
| 531 | Shawnee | 72 | 461 | 287 | 78 | 31 | 0 | 0 | 0 | 929 |
| 510 | South Suburban | 0 | 1,656 | 1,861 | 0 | 473 | 0 | 0 | 0 | 3,990 |
| 533 | Southeastern | 0 | 746 | 429 | 48 | 141 | 0 | 0 | 0 | 1,364 |
| 522 | Southwestern* | 0 | 3,704 | 3,081 | 0 | 27 | 0 | 0 | 0 | 6,812 |
| 534 | Spoon River | 88 | 535 | 165 | 0 | 5 | 0 | 0 | 0 | 793 |
| 504 | Triton | 1,263 | 2,492 | 2,947 | 0 | 345 | 0 | 0 | 0 | 7,047 |
| 516 | Waubonsee | 263 | 1,190 | 806 | 17 | 7 | 0 | 0 | 0 | 2,283 |
| 539 | Wood | 0 | 743 | 436 | 53 | 1 | 0 | 0 | 0 | 1,233 |
| | TOTALS | 10,723 | 89,779 | 56,090 | 4,488 | 8,766 | 0 | 0 | 0 | 169,846 |

* Formerly Belleville Area College

SOURCE OF DATA: Fall Enrollment (E1 Records) - reflects enrollments as of the fall term census date (end of registration). Will not reflect enrollments in courses that have a starting date later than the census date - particularly those in adult education.

Illinois Community College Board

Table I-9

SUMMARY OF OPENING FALL 2001 STUDENT HEADCOUNT ENROLLMENT
BY INSTRUCTIONAL PROGRAM AREA AND STUDENT LEVEL

SOPHOMORE LEVEL

| Dist. No. | District/College | General Associates | Bacc/Transfer | Occupational | General Studies | Voc Skills | Adult Basic Ed | Adult Sec Ed | Eng as a Second Language | Total |
|-----------|------------------|--------------------|---------------|--------------|-----------------|------------|----------------|--------------|--------------------------|------------|
| 503 | Black Hawk | 5 | 972 | 690 | 0 | 9 | 0 | 0 | 0 | 1,676 |
| 508 | Chicago | (1,184) | (3,323) | (1,986) | (0) | (48) | (0) | (0) | (0) | (6,541) |
| | Daley | 17 | 773 | 323 | 0 | 0 | 0 | 0 | 0 | 1,113 |
| | Kennedy-King | 20 | 299 | 383 | 0 | 1 | 0 | 0 | 0 | 703 |
| | Malcolm X | 46 | 281 | 393 | 0 | 5 | 0 | 0 | 0 | 725 |
| | Olive-Harvey | 18 | 458 | 234 | 0 | 4 | 0 | 0 | 0 | 714 |
| | Truman | 178 | 427 | 261 | 0 | 13 | 0 | 0 | 0 | 879 |
| | Washington | 147 | 872 | 279 | 0 | 7 | 0 | 0 | 0 | 1,305 |
| | Wilbur Wright | 758 | 213 | 113 | 0 | 18 | 0 | 0 | 0 | 1,102 |
| 507 | Danville | 0 | 159 | 116 | 0 | 19 | 0 | 0 | 0 | 294 |
| 502 | DuPage | 34 | 2,676 | 2,009 | 518 | 303 | 0 | 0 | 0 | 5,540 |
| 509 | Elgin | 50 | 668 | 410 | 0 | 23 | 0 | 0 | 0 | 1,151 |
| 512 | Harper | 0 | 1,556 | 957 | 0 | 0 | 0 | 0 | 0 | 2,513 |
| 540 | Heartland | 0 | 428 | 143 | 0 | 48 | 0 | 0 | 0 | 619 |
| 519 | Highland | 7 | 283 | 277 | 0 | 4 | 0 | 0 | 0 | 571 |
| 514 | Illinois Central | 271 | 1,190 | 1,087 | 6 | 0 | 0 | 0 | 0 | 2,554 |
| 529 | Illinois Eastern | (68) | (823) | (965) | (0) | (189) | (0) | (0) | (0) | (2,045) |
| | Frontier | 9 | 205 | 85 | 0 | 148 | 0 | 0 | 0 | 447 |
| | Lincoln Trail | 26 | 139 | 196 | 0 | 0 | 0 | 0 | 0 | 361 |
| | Olney Central | 9 | 273 | 313 | 0 | 1 | 0 | 0 | 0 | 596 |
| | Wabash Valley | 24 | 206 | 371 | 0 | 40 | 0 | 0 | 0 | 641 |
| 513 | Illinois Valley | 50 | 475 | 428 | 54 | 0 | 0 | 0 | 0 | 1,007 |
| 525 | Joliet | 38 | 1,635 | 1,278 | 0 | 19 | 0 | 0 | 0 | 2,970 |
| 520 | Kankakee | 34 | 299 | 381 | 1 | 1 | 0 | 0 | 0 | 716 |
| 501 | Kaskaskia | 43 | 304 | 364 | 0 | 0 | 0 | 0 | 0 | 711 |
| 523 | Kishwaukee | 0 | 355 | 219 | 0 | 0 | 0 | 0 | 0 | 574 |
| 532 | Lake County | 0 | 1,745 | 1,147 | 8 | 43 | 0 | 0 | 0 | 2,943 |
| 517 | Lake Land | 73 | 601 | 763 | 0 | 10 | 0 | 0 | 0 | 1,447 |
| 536 | Lewis & Clark | 59 | 643 | 574 | 23 | 57 | 0 | 0 | 0 | 1,356 |
| 526 | Lincoln Land | 409 | 922 | 607 | 0 | 1 | 0 | 0 | 0 | 1,939 |
| 530 | Logan | 3 | 644 | 511 | 0 | 13 | 0 | 0 | 0 | 1,171 |
| 528 | McHenry | 29 | 730 | 262 | 0 | 0 | 0 | 0 | 0 | 1,021 |
| 524 | Moraine Valley | 0 | 1,167 | 1,726 | 0 | 21 | 0 | 0 | 0 | 2,914 |
| 527 | Morton | 1 | 559 | 228 | 0 | 4 | 0 | 0 | 0 | 792 |
| 535 | Oakton | 0 | 942 | 498 | 0 | 0 | 0 | 0 | 0 | 1,440 |
| 505 | Parkland | 66 | 1,391 | 1,107 | 0 | 9 | 0 | 0 | 0 | 2,573 |
| 515 | Prairie State | 18 | 595 | 108 | 0 | 0 | 0 | 0 | 0 | 721 |
| 521 | Rend Lake | 0 | 491 | 403 | 0 | 40 | 0 | 0 | 0 | 934 |
| 537 | Richland | 1 | 447 | 378 | 6 | 2 | 0 | 0 | 0 | 834 |
| 511 | Rock Valley | 1 | 279 | 185 | 0 | 14 | 0 | 0 | 0 | 479 |
| 518 | Sandburg | 2 | 301 | 311 | 0 | 2 | 0 | 0 | 0 | 616 |
| 506 | Sauk Valley | 6 | 318 | 276 | 0 | 0 | 0 | 0 | 0 | 600 |
| 531 | Shawnee | 32 | 329 | 205 | 26 | 16 | 0 | 0 | 0 | 608 |
| 510 | South Suburban | 0 | 682 | 940 | 0 | 28 | 0 | 0 | 0 | 1,650 |
| 533 | Southeastern | 0 | 277 | 332 | 1 | 14 | 0 | 0 | 0 | 624 |
| 522 | Southwestern* | 0 | 2,041 | 1,516 | 0 | 5 | 0 | 0 | 0 | 3,562 |
| 534 | Spoon River | 40 | 239 | 85 | 0 | 2 | 0 | 0 | 0 | 366 |
| 504 | Triton | 247 | 1,096 | 1,305 | 0 | 7 | 0 | 0 | 0 | 2,655 |
| 516 | Waubensee | 41 | 569 | 350 | 8 | 1 | 0 | 0 | 0 | 969 |
| 539 | Wood | <u>2</u> | <u>359</u> | <u>212</u> | <u>2</u> | <u>0</u> | <u>0</u> | <u>0</u> | <u>0</u> | <u>582</u> |
| TOTALS | | 2,814 | 32,513 | 25,339 | 660 | 952 | 0 | 0 | 0 | 62,278 |

* Formerly Belleville Area College

SOURCE OF DATA: Fall Enrollment (E1 Records) - reflects enrollments as of the fall term census date (end of registration).
Will not reflect enrollments in courses that have a starting date later than the census date - particularly those in adult education.

Illinois Community College Board
Table I-9
SUMMARY OF OPENING FALL 2001 STUDENT HEADCOUNT ENROLLMENT
BY INSTRUCTIONAL PROGRAM AREA AND STUDENT LEVEL

HIGH SCHOOL LEVEL

| Dist. No. | District/College | General Associates | Bacc/ Transfer | Occupational | General Studies | Voc Skills | Adult Basic Ed | Adult Sec Ed | Eng as a Second Language | Total |
|--------------|------------------|-----------------------|-------------------|--------------|--------------------|---------------|----------------------|--------------------|--------------------------------|--------------|
| 503 | Black Hawk | 0 | 33 | 33 | 0 | 0 | 0 | 0 | 0 | 66 |
| 508 | Chicago | (24) | (101) | (265) | (0) | (3) | (0) | (0) | (0) | (393) |
| | Daley | 0 | 9 | 116 | 0 | 0 | 0 | 0 | 0 | 125 |
| | Kennedy-King | 0 | 0 | 104 | 0 | 0 | 0 | 0 | 0 | 104 |
| | Malcolm X | 0 | 0 | 36 | 0 | 0 | 0 | 0 | 0 | 36 |
| | Olive-Harvey | 2 | 89 | 1 | 0 | 0 | 0 | 0 | 0 | 92 |
| | Truman | 1 | 2 | 5 | 0 | 0 | 0 | 0 | 0 | 8 |
| | Washington | 0 | 1 | 0 | 0 | 0 | 0 | 0 | 0 | 1 |
| | Wilbur Wright | 21 | 0 | 3 | 0 | 3 | 0 | 0 | 0 | 27 |
| 507 | Danville | 0 | 0 | 0 | 0 | 0 | 0 | 0 | 0 | 0 |
| 502 | DuPage | 0 | 25 | 8 | 59 | 3 | 0 | 0 | 0 | 95 |
| 509 | Elgin | 8 | 93 | 63 | 0 | 3 | 0 | 0 | 0 | 167 |
| 512 | Harper | 0 | 67 | 9 | 0 | 0 | 0 | 0 | 0 | 76 |
| 540 | Heartland | 0 | 0 | 0 | 0 | 0 | 0 | 0 | 0 | 0 |
| 519 | Highland | 1 | 74 | 18 | 4 | 0 | 0 | 0 | 0 | 97 |
| 514 | Illinois Central | 196 | 40 | 10 | 4 | 0 | 0 | 0 | 0 | 250 |
| 529 | Illinois Eastern | (0) | (0) | (0) | (0) | (0) | (0) | (0) | (0) | (0) |
| | Frontier | 0 | 0 | 0 | 0 | 0 | 0 | 0 | 0 | 0 |
| | Lincoln Trail | 0 | 0 | 0 | 0 | 0 | 0 | 0 | 0 | 0 |
| | Olney | 0 | 0 | 0 | 0 | 0 | 0 | 0 | 0 | 0 |
| | Wabash Valley | 0 | 0 | 0 | 0 | 0 | 0 | 0 | 0 | 0 |
| 513 | Illinois Valley | 0 | 23 | 8 | 102 | 0 | 0 | 0 | 0 | 133 |
| 525 | Joliet | 129 | 0 | 0 | 0 | 0 | 0 | 0 | 0 | 129 |
| 520 | Kankakee | 0 | 125 | 2 | 2 | 0 | 0 | 0 | 0 | 129 |
| 501 | Kaskaskia | 0 | 52 | 312 | 0 | 0 | 0 | 0 | 0 | 364 |
| 523 | Kishwaukee | 0 | 33 | 16 | 0 | 0 | 0 | 0 | 0 | 49 |
| 532 | Lake County | 0 | 50 | 14 | 2 | 3 | 0 | 0 | 0 | 69 |
| 517 | Lake Land | 0 | 245 | 2 | 0 | 2 | 0 | 0 | 0 | 249 |
| 536 | Lewis & Clark | 0 | 871 | 1,096 | 11 | 0 | 0 | 0 | 0 | 1,978 |
| 526 | Lincoln Land | 2 | 260 | 17 | 0 | 13 | 0 | 0 | 0 | 292 |
| 530 | Logan | 0 | 0 | 0 | 0 | 0 | 0 | 0 | 0 | 0 |
| 528 | McHenry | 0 | 19 | 72 | 0 | 0 | 0 | 0 | 0 | 91 |
| 524 | Moraine Valley | 0 | 0 | 0 | 0 | 0 | 0 | 0 | 0 | 0 |
| 527 | Morton | 0 | 0 | 0 | 0 | 0 | 0 | 0 | 0 | 0 |
| 535 | Oakton | 0 | 83 | 25 | 0 | 0 | 0 | 0 | 0 | 108 |
| 505 | Parkland | 0 | 15 | 2 | 0 | 0 | 0 | 0 | 0 | 17 |
| 515 | Prairie State | 0 | 0 | 0 | 0 | 0 | 0 | 0 | 0 | 0 |
| 521 | Rend Lake | 0 | 0 | 0 | 0 | 0 | 0 | 0 | 0 | 0 |
| 537 | Richland | 3 | 133 | 25 | 43 | 0 | 0 | 0 | 0 | 204 |
| 511 | Rock Valley | 0 | 0 | 0 | 0 | 0 | 0 | 0 | 0 | 0 |
| 518 | Sandburg | 0 | 1 | 0 | 0 | 3 | 0 | 0 | 0 | 4 |
| 506 | Sauk Valley | 0 | 0 | 0 | 0 | 0 | 0 | 0 | 0 | 0 |
| 531 | Shawnee | 2 | 80 | 9 | 4 | 9 | 0 | 0 | 0 | 104 |
| 510 | South Suburban | 0 | 51 | 12 | 0 | 0 | 0 | 0 | 0 | 63 |
| 533 | Southeastern | 0 | 107 | 128 | 36 | 88 | 0 | 0 | 0 | 359 |
| 522 | Southwestern* | 0 | 219 | 27 | 0 | 0 | 0 | 0 | 0 | 246 |
| 534 | Spoon River | 2 | 84 | 96 | 0 | 0 | 0 | 0 | 0 | 182 |
| 504 | Triton | 0 | 729 | 155 | 0 | 1 | 0 | 0 | 0 | 885 |
| 516 | Waubonsee | 0 | 0 | 0 | 0 | 0 | 0 | 0 | 0 | 0 |
| 539 | Wood | 0 | 32 | 10 | 0 | 0 | 0 | 0 | 0 | 42 |
| | TOTALS | 367 | 3,645 | 2,434 | 267 | 128 | 0 | 0 | 0 | 6,841 |

* Formerly Belleville Area College

SOURCE OF DATA: Fall Enrollment (E1 Records) - reflects enrollments as of the fall term census date (end of registration).
Will not reflect enrollments in courses that have a starting date later than the census date - particularly those in adult education.

Illinois Community College Board
Table I-9
SUMMARY OF OPENING FALL 2001 STUDENT HEADCOUNT ENROLLMENT
BY INSTRUCTIONAL PROGRAM AREA AND STUDENT LEVEL

UNCLASSIFIED LEVEL

| Dist. No. | District/College | General Associates | Bacc/Transfer | Occupational | General Studies | Voc Skills | Adult Basic Ed | Adult Sec Ed | Eng as a Second Language | Total |
|-----------|------------------|--------------------|---------------|---------------|-----------------|--------------|----------------|--------------|--------------------------|----------------|
| 503 | Black Hawk | 0 | 195 | 188 | 0 | 238 | 220 | 71 | 0 | 912 |
| 508 | Chicago | (2,000) | (3,938) | (1,607) | (52) | (2,134) | (8,317) | (2,235) | (19,391) | (39,674) |
| | Daley | 37 | 728 | 184 | 7 | 204 | 824 | 248 | 3,523 | 5,755 |
| | Kennedy-King | 37 | 311 | 278 | 5 | 113 | 1,472 | 87 | 469 | 2,772 |
| | Malcolm X | 125 | 330 | 127 | 9 | 189 | 2,536 | 316 | 2,128 | 5,760 |
| | Olive-Harvey | 147 | 375 | 217 | 13 | 372 | 1,686 | 269 | 761 | 3,840 |
| | Truman | 415 | 745 | 102 | 6 | 338 | 778 | 673 | 8,927 | 11,984 |
| | Washington | 376 | 1,297 | 601 | 6 | 198 | 0 | 85 | 15 | 2,578 |
| | Wilbur Wright | 863 | 152 | 98 | 6 | 720 | 1,021 | 557 | 3,568 | 6,985 |
| 507 | Danville | 0 | 69 | 62 | 0 | 21 | 57 | 23 | 19 | 251 |
| 502 | DuPage | 0 | 1,279 | 1,333 | 1,887 | 602 | 140 | 545 | 2,389 | 8,175 |
| 509 | Elgin | 15 | 492 | 571 | 0 | 67 | 146 | 78 | 1,835 | 3,204 |
| 512 | Harper | 0 | 967 | 911 | 0 | 0 | 409 | 120 | 1,500 | 3,907 |
| 540 | Heartland | 0 | 0 | 0 | 0 | 0 | 226 | 0 | 22 | 248 |
| 519 | Highland | 3 | 93 | 98 | 190 | 137 | 0 | 0 | 0 | 521 |
| 514 | Illinois Central | 262 | 687 | 1,084 | 58 | 0 | 96 | 68 | 43 | 2,298 |
| 529 | Illinois Eastern | (2) | (177) | (282) | (0) | (57) | (80) | (82) | (28) | (708) |
| | Frontier | 1 | 73 | 36 | 0 | 41 | 24 | 50 | 23 | 248 |
| | Lincoln Trail | 0 | 40 | 16 | 0 | 0 | 19 | 0 | 1 | 76 |
| | Olney | 0 | 24 | 19 | 0 | 0 | 37 | 26 | 0 | 106 |
| | Wabash Valley | 1 | 40 | 211 | 0 | 16 | 0 | 6 | 4 | 278 |
| 513 | Illinois Valley | 7 | 40 | 106 | 33 | 0 | 23 | 46 | 2 | 257 |
| 525 | Joliet | 22 | 303 | 175 | 274 | 35 | 163 | 302 | 573 | 1,847 |
| 520 | Kankakee | 25 | 171 | 265 | 15 | 77 | 13 | 20 | 0 | 586 |
| 501 | Kaskaskia | 248 | 337 | 468 | 0 | 0 | 5 | 4 | 1 | 1,063 |
| 523 | Kishwaukee | 0 | 161 | 129 | 8 | 4 | 68 | 67 | 145 | 582 |
| 532 | Lake County | 0 | 525 | 1,196 | 78 | 72 | 249 | 168 | 986 | 3,274 |
| 517 | Lake Land | 9 | 322 | 188 | 0 | 70 | 4 | 0 | 8 | 601 |
| 536 | Lewis & Clark | 11 | 102 | 109 | 19 | 30 | 107 | 182 | 16 | 576 |
| 526 | Lincoln Land | 64 | 166 | 100 | 1 | 76 | 5 | 4 | 11 | 427 |
| 530 | Logan | 0 | 93 | 105 | 1 | 16 | 174 | 124 | 8 | 521 |
| 528 | McHenry | 11 | 707 | 485 | 0 | 0 | 55 | 68 | 378 | 1,704 |
| 524 | Moraine Valley | 0 | 346 | 769 | 0 | 48 | 183 | 597 | 1,021 | 2,964 |
| 527 | Morton | 0 | 70 | 58 | 1 | 9 | 190 | 10 | 1,164 | 1,502 |
| 535 | Oakton | 0 | 2,904 | 1,924 | 30 | 858 | 40 | 78 | 77 | 5,911 |
| 505 | Parkland | 46 | 744 | 569 | 0 | 57 | 6 | 13 | 37 | 1,472 |
| 515 | Prairie State | 10 | 186 | 34 | 2 | 4 | 34 | 46 | 8 | 324 |
| 521 | Rend Lake | 0 | 104 | 75 | 0 | 55 | 0 | 10 | 0 | 244 |
| 537 | Richland | 2 | 101 | 145 | 15 | 1 | 2 | 5 | 0 | 271 |
| 511 | Rock Valley | 0 | 203 | 153 | 0 | 110 | 95 | 57 | 177 | 795 |
| 518 | Sandburg | 3 | 130 | 146 | 0 | 290 | 35 | 153 | 12 | 769 |
| 506 | Sauk Valley | 0 | 429 | 59 | 0 | 157 | 18 | 21 | 5 | 689 |
| 531 | Shawnee | 11 | 62 | 38 | 55 | 13 | 35 | 16 | 16 | 246 |
| 510 | South Suburban | 0 | 206 | 271 | 0 | 150 | 40 | 54 | 28 | 749 |
| 533 | Southeastern | 0 | 85 | 80 | 46 | 52 | 86 | 8 | 0 | 357 |
| 522 | Southwestern* | 0 | 894 | 844 | 0 | 4 | 389 | 556 | 0 | 2,687 |
| 534 | Spoon River | 32 | 275 | 95 | 0 | 80 | 49 | 35 | 2 | 568 |
| 504 | Triton | 19 | 253 | 334 | 0 | 856 | 243 | 412 | 2,144 | 4,261 |
| 516 | Waubonsee | 84 | 997 | 1,262 | 325 | 59 | 144 | 98 | 1,669 | 4,638 |
| 539 | Wood | 0 | 91 | 91 | 27 | 0 | 17 | 21 | 7 | 254 |
| | TOTALS | 2,886 | 18,904 | 16,409 | 3,117 | 6,439 | 12,163 | 6,397 | 33,722 | 100,037 |

* Formerly Belleville Area College

SOURCE OF DATA: Fall Enrollment (E1 Records) - reflects enrollments as of the fall term census date (end of registration).
Will not reflect enrollments in courses that have a starting date later than the census date - particularly those in adult education.

Illinois Community College Board
Table I-10
SUMMARY OF OPENING FALL TERM STUDENT HEADCOUNT ENROLLMENT
FALL 1992 THROUGH FALL 2001

| Dist No. | District/College | Fall 1992 | Fall 1993 | Fall 1994 | Fall 1995 | Fall 1996 | Fall 1997 | Fall 1998 | Fall 1999 | Fall 2000 | Fall 2001 |
|----------|------------------|--------------|--------------|--------------|--------------|--------------|--------------|--------------|--------------|--------------|--------------|
| 503 | Black Hawk | 7.503 | 6.721 | 6.943 | 6.354 | 6.390 | 6.532 | 6.536 | 6.473 | 6.118 | 6.248 |
| 508 | Chicago | (77.233) | (73,904) | (71.598) | (68.233) | (69.189) | (70.717) | (69.389) | (66.797) | (66.396) | (66.109) |
| | City-Wide | 5.411 | --- | --- | --- | --- | --- | --- | --- | --- | --- |
| | Daley | 8.439 | 8.072 | 8.992 | 8.835 | 9.445 | 10.067 | 9.834 | 9.800 | 9.532 | 10.068 |
| | Kennedy-King | 9.166 | 8.571 | 6.042 | 7.071 | 6.644 | 7.111 | 7.117 | 6.681 | 6.029 | 5.371 |
| | Malcolm X | 13.409 | 11.805 | 11.077 | 9.637 | 9.172 | 9.348 | 8.791 | 8.561 | 8.638 | 8.519 |
| | Olive-Harvey | 8.180 | 6.655 | 6.102 | 6.110 | 6.887 | 7.375 | 7.693 | 7.778 | 6.569 | 6.388 |
| | Truman | 14.551 | 15.566 | 15.675 | 14.883 | 15.644 | 16.009 | 15.048 | 14.147 | 15.466 | 15.584 |
| | Washington | 7.839 | 11.235 | 12.028 | 9.741 | 9.104 | 8.531 | 8.434 | 8.270 | 8.147 | 7.946 |
| | Wilbur Wright | 10.238 | 12.000 | 11.682 | 11.956 | 12.293 | 12.276 | 12.472 | 11.560 | 12.015 | 12.233 |
| 507 | Danville | 3.340 | 3.182 | 2.857 | 2.716 | 2.662 | 2.633 | 2.586 | 2.461 | 2.505 | 2.585 |
| 502 | DuPage | 31.625 | 31.132 | 30.237 | 29.888 | 29.698 | 28.989 | 28.968 | 29.032 | 28.862 | 29.423 |
| 509 | Elgin | 9.035 | 9.126 | 9.175 | 8.589 | 9.104 | 9.181 | 9.549 | 9.513 | 10.171 | 9.636 |
| 512 | Harper | 17.610 | 16.212 | 15.560 | 15.106 | 15.041 | 15.690 | 14.986 | 14.817 | 15.021 | 14.514 |
| 540 | Heartland | 1.959 | 2.349 | 2.779 | 3.072 | 3.343 | 3.534 | 3.637 | 3.932 | 4.205 | 4.558 |
| 519 | Highland | 3.181 | 2.614 | 2.678 | 2.662 | 2.536 | 2.603 | 2.504 | 2.493 | 2.595 | 2.541 |
| 514 | Illinois Central | 13.056 | 12.297 | 11.696 | 11.839 | 11.520 | 11.724 | 11.486 | 11.145 | 11.053 | 11.083 |
| 529 | Illinois Eastern | (7.104) | (6.780) | (6.818) | (6.540) | (6.107) | (7.334) | (7.010) | (7.334) | (7.867) | (7.273) |
| | Frontier | 1.907 | 1.890 | 2.093 | 1.904 | 2.302 | 1.893 | 1.652 | 1.819 | 1.519 | 1.913 |
| | Lincoln Trail | 1.085 | 1.152 | 1.114 | 1.127 | 1.216 | 1.339 | 1.279 | 1.303 | 1.279 | 1.100 |
| | Olney Central | 1.550 | 1.481 | 1.536 | 1.486 | 1.128 | 1.427 | 1.381 | 1.417 | 1.648 | 1.617 |
| | Wabash Valley | 2.562 | 2.257 | 2.075 | 2.023 | 1.461 | 2.675 | 2.698 | 2.795 | 3.421 | 2.643 |
| 513 | Illinois Valley | 4.274 | 4.174 | 3.971 | 3.947 | 3.902 | 3.919 | 3.678 | 4.135 | 3.794 | 3.673 |
| 525 | Joliet | 10.427 | 10.336 | 10.369 | 10.248 | 10.414 | 10.647 | 11.137 | 10.858 | 11.334 | 12.089 |
| 520 | Kankakee | 4.025 | 3.888 | 3.853 | 3.924 | 3.818 | 3.696 | 3.685 | 3.643 | 3.120 | 3.164 |
| 501 | Kaskaskia | 3.322 | 3.379 | 3.247 | 2.916 | 2.996 | 2.687 | 2.993 | 2.857 | 2.676 | 3.097 |
| 523 | Kishwaukee | 3.270 | 3.243 | 3.244 | 3.268 | 3.054 | 3.146 | 3.164 | 3.612 | 3.663 | 3.883 |
| 532 | Lake County | 14.389 | 14.162 | 13.755 | 13.510 | 13.453 | 13.577 | 13.733 | 13.880 | 14.441 | 12.917 |
| 517 | Lake Land | 4.543 | 4.763 | 4.831 | 4.734 | 4.710 | 5.182 | 5.388 | 5.606 | 5.925 | 6.102 |
| 536 | Lewis & Clark | 5.853 | 5.441 | 5.534 | 5.303 | 5.408 | 5.421 | 5.992 | 6.104 | 6.629 | 6.985 |
| 526 | Lincoln Land | 8.708 | 7.943 | 8.220 | 8.609 | 7.930 | 7.958 | 7.112 | 6.993 | 6.789 | 6.883 |
| 530 | Logan | 5.542 | 5.440 | 5.469 | 5.432 | 5.677 | 6.159 | 6.163 | 6.241 | 7.675 | 6.546 |
| 528 | Mc Henry | 4.671 | 4.797 | 4.841 | 4.933 | 4.808 | 5.071 | 5.050 | 5.108 | 5.086 | 5.747 |
| 541 | Metropolitan* | 1.268 | 1.255 | 982 | 886 | 838 | 1.095 | 776 | --- | --- | --- |
| 524 | Moraine Valley | 14.074 | 13.826 | 13.273 | 12.813 | 13.234 | 13.347 | 13.417 | 14.414 | 12.972 | 14.033 |
| 527 | Morton | 4.349 | 4.214 | 3.977 | 3.760 | 4.283 | 4.222 | 4.223 | 4.348 | 4.465 | 4.328 |
| 535 | Oakton | 13.349 | 12.796 | 11.634 | 12.074 | 11.573 | 11.103 | 10.881 | 10.928 | 11.551 | 10.792 |
| 505 | Parkland | 9.343 | 8.869 | 8.463 | 8.403 | 8.074 | 7.848 | 7.937 | 8.143 | 8.026 | 8.482 |
| 515 | Prairie State | 5.785 | 5.368 | 5.305 | 5.191 | 5.559 | 5.471 | 5.275 | 5.188 | 4.795 | 4.428 |
| 521 | Rend Lake | 2.966 | 3.092 | 3.551 | 3.438 | 4.287 | 4.213 | 3.653 | 3.182 | 2.739 | 2.944 |
| 537 | Richland | 4.110 | 3.950 | 3.801 | 3.384 | 3.388 | 3.244 | 3.267 | 3.090 | 3.243 | 3.260 |
| 511 | Rock Valley | 8.618 | 9.113 | 8.905 | 8.228 | 8.027 | 8.188 | 8.254 | 6.352 | 7.699 | 8.542 |
| 518 | Carl Sandburg | 2.569 | 2.591 | 2.541 | 2.765 | 2.689 | 2.635 | 2.906 | 2.739 | 3.220 | 3.341 |
| 506 | Sauk Valley | 2.912 | 2.790 | 2.646 | 2.724 | 2.706 | 2.627 | 2.452 | 2.573 | 2.386 | 2.688 |
| 531 | Shawnee | 1.943 | 2.021 | 2.182 | 2.119 | 2.024 | 1.961 | 1.700 | 1.865 | 1.880 | 1.887 |
| 510 | South Suburban | 9.369 | 9.107 | 8.997 | 7.648 | 7.323 | 8.458 | 7.390 | 7.254 | 6.751 | 6.452 |
| 533 | Southeastern | 2.802 | 2.925 | 2.648 | 2.643 | 2.793 | 2.807 | 2.443 | 2.663 | 2.508 | 2.704 |
| 522 | Southwestern** | 15.440 | 14.624 | 14.314 | 13.923 | 13.298 | 13.144 | 12.288 | 13.757 | 13.351 | 13.307 |
| 534 | Spoon River | 2.189 | 2.077 | 1.860 | 1.950 | 1.922 | 1.785 | 1.813 | 1.861 | 1.894 | 1.909 |
| 504 | Triton | 16.804 | 15.308 | 15.485 | 15.362 | 17.576 | 16.799 | 17.815 | 18.697 | 16.927 | 14.848 |
| 516 | Waubensee | 6.750 | 6.768 | 6.797 | 6.552 | 6.787 | 7.000 | 7.021 | 7.276 | 7.602 | 7.890 |
| 539 | John Wood | <u>2.293</u> | <u>2.140</u> | <u>1.943</u> | <u>2.030</u> | <u>2.010</u> | <u>2.209</u> | <u>2.265</u> | <u>2.309</u> | <u>2.167</u> | <u>2.111</u> |
| | TOTALS | 367.603 | 354.717 | 346.979 | 337.716 | 340.151 | 344.556 | 340.522 | 339.673 | 340.101 | 339.002 |

*Formerly State Community College

**Formerly Belleville Area College

SOURCE OF DATA: Fall Enrollment (EI Records) - reflects enrollment as of the fall term census date (end of registration). Will not reflect enrollment in courses that have a starting date later than the census date - particularly those in adult education.

Illinois Community College Board
Table I-11
SUMMARY OF OPENING FALL TERM STUDENT FTE ENROLLMENT
FALL 1992 THROUGH FALL 2001

| Dist No. | District/College | 1992 FTE | 1993 FTE | 1994 FTE | 1995 FTE | 1996 FTE | 1997 FTE | 1998 FTE | 1999 FTE | 2000 FTE | 2001 FTE |
|----------|------------------|----------|----------|----------|----------|----------|----------|----------|----------|----------|-----------|
| 503 | Black Hawk | 4,320 | 4,134 | 4,209 | 3,906 | 4,013 | 3,983 | 4,015 | 3,980 | 3,810 | 3,880 |
| | East | --- | --- | --- | --- | --- | --- | --- | --- | --- | --- |
| | Quad | --- | --- | --- | --- | --- | --- | --- | --- | --- | --- |
| 508 | Chicago | (44,535) | (41,819) | (39,058) | (37,655) | (38,955) | (42,632) | (40,110) | (37,605) | (36,766) | (37,005) |
| | City-Wide | 2,036 | --- | --- | --- | --- | --- | --- | --- | --- | --- |
| | Daley | 4,332 | 4,086 | 4,383 | 4,221 | 4,431 | 6,105 | 5,979 | 5,856 | 5,617 | 5,989 |
| | Kennedy-King | 6,342 | 5,413 | 3,785 | 4,354 | 4,071 | 4,693 | 4,774 | 4,421 | 4,095 | 3,861 |
| | Malcolm X | 8,796 | 7,962 | 6,441 | 6,167 | 6,138 | 7,078 | 6,780 | 6,625 | 6,808 | 6,170 |
| | Olive-Harvey | 5,280 | 4,381 | 4,076 | 4,080 | 4,542 | 4,903 | 5,284 | 4,505 | 4,019 | 4,249 |
| | Truman | 8,460 | 9,288 | 9,053 | 8,389 | 8,882 | 9,058 | 6,153 | 5,742 | 5,699 | 5,923 |
| | Washington | 3,919 | 5,243 | 5,451 | 4,385 | 4,003 | 4,006 | 4,403 | 4,252 | 4,228 | 4,334 |
| | Wilbur Wright | 5,370 | 5,446 | 5,869 | 6,059 | 6,887 | 6,788 | 6,736 | 6,206 | 6,299 | 6,479 |
| 507 | Danville | 2,096 | 2,022 | 1,836 | 1,762 | 1,724 | 1,686 | 1,633 | 1,521 | 1,527 | 1,616 |
| 502 | DuPage | 16,251 | 16,091 | 15,829 | 15,573 | 15,480 | 15,244 | 15,324 | 15,657 | 15,588 | 16,318 # |
| 509 | Elgin | 4,246 | 4,320 | 4,349 | 4,182 | 4,455 | 4,534 | 4,588 | 4,538 | 4,732 | 4,578 |
| 512 | Harper | 8,213 | 7,997 | 7,780 | 7,523 | 7,582 | 7,970 | 7,797 | 7,751 | 7,713 | 7,474 |
| 540 | Heartland | 1,149 | 1,181 | 1,403 | 1,614 | 1,749 | 1,887 | 2,000 | 2,163 | 2,370 | 2,609 |
| 519 | Highland | 1,665 | 1,508 | 1,433 | 1,355 | 1,351 | 1,369 | 1,332 | 1,445 | 1,484 | 1,427 |
| 514 | Illinois Central | 6,669 | 6,487 | 6,208 | 6,141 | 6,145 | 6,373 | 6,301 | 6,139 | 6,091 | 6,221 |
| 529 | Illinois Eastern | (3,643) | (3,419) | (3,473) | (3,278) | (3,277) | (3,594) | (3,400) | (3,485) | (3,583) | (3,348) |
| | Frontier | 619 | 555 | 577 | 491 | 612 | 509 | 485 | 519 | 457 | 523 |
| | Lincoln Trail | 796 | 766 | 751 | 725 | 835 | 849 | 816 | 795 | 868 | 781 |
| | Olney Central | 1,174 | 1,172 | 1,164 | 1,090 | 874 | 1,127 | 1,057 | 996 | 1,109 | 1,024 |
| | Wabash Valley | 1,054 | 926 | 981 | 972 | 956 | 1,109 | 1,043 | 1,174 | 1,149 | 1,020 |
| 513 | Illinois Valley | 2,514 | 2,439 | 2,268 | 2,221 | 2,248 | 2,197 | 2,183 | 2,334 | 2,189 | 2,172 |
| 525 | Joliet | 5,442 | 5,379 | 5,468 | 5,453 | 5,535 | 5,607 | 5,854 | 5,839 | 5,849 | 6,391 |
| 520 | Kankakee | 2,025 | 1,957 | 1,971 | 1,985 | 1,932 | 1,898 | 1,932 | 1,868 | 1,664 | 1,683 |
| 501 | Kaskaskia | 2,216 | 2,237 | 2,143 | 1,952 | 1,953 | 1,901 | 2,022 | 1,929 | 1,902 | 2,032 |
| 523 | Kishwaukee | 1,857 | 1,851 | 1,839 | 1,903 | 1,826 | 1,903 | 1,933 | 2,165 | 2,200 | 2,326 |
| 532 | Lake County | 5,924 | 5,847 | 5,796 | 5,837 | 5,868 | 5,987 | 6,064 | 6,081 | 6,354 | 6,171 |
| 517 | Lake Land | 2,979 | 3,030 | 2,930 | 2,970 | 3,052 | 3,314 | 3,467 | 3,590 | 3,641 | 3,819 |
| 536 | Lewis & Clark | 3,033 | 2,782 | 2,792 | 2,726 | 2,836 | 2,879 | 2,968 | 2,880 | 2,908 | 3,006 |
| 526 | Lincoln Land | 4,099 | 3,939 | 3,991 | 4,046 | 3,981 | 4,001 | 3,898 | 3,928 | 3,570 | 3,894 |
| 530 | Logan | 3,642 | 3,585 | 3,596 | 3,566 | 3,654 | 3,635 | 3,389 | 3,429 | 3,356 | 3,406 |
| 528 | Mc Henry | 2,091 | 2,145 | 2,234 | 2,326 | 2,321 | 2,485 | 2,519 | 2,581 | 2,587 | 2,759 |
| 541 | Metropolitan* | 858 | 821 | 664 | 564 | 453 | 715 | 481 | --- | --- | --- |
| 524 | Moraine Valley | 7,576 | 7,371 | 7,186 | 7,078 | 7,195 | 7,470 | 7,596 | 7,665 | 7,293 | 7,827 |
| 527 | Morton | 1,802 | 1,810 | 1,709 | 1,576 | 1,752 | 1,836 | 1,819 | 1,833 | 1,838 | 1,931 |
| 535 | Oakton | 5,585 | 5,544 | 5,293 | 5,636 | 5,327 | 5,122 | 4,971 | 5,100 | 5,365 | 5,261 |
| 505 | Parkland | 5,473 | 5,287 | 5,105 | 5,001 | 4,987 | 5,002 | 4,967 | 4,973 | 4,986 | 5,245 |
| 515 | Prairie State | 2,765 | 2,601 | 2,559 | 2,525 | 2,664 | 2,706 | 2,681 | 2,612 | 2,466 | 2,373 |
| 521 | Rend Lake | 1,864 | 1,961 | 2,013 | 2,010 | 2,195 | 2,007 | 1,880 | 1,830 | 1,787 | 1,895 |
| 537 | Richland | 2,138 | 2,059 | 1,881 | 1,695 | 1,770 | 1,766 | 1,750 | 1,656 | 1,764 | 1,796 |
| 511 | Rock Valley | 4,291 | 4,320 | 4,157 | 3,955 | 3,857 | 3,997 | 4,093 | 3,220 | 3,961 | 4,507 |
| 518 | Carl Sandburg | 1,547 | 1,530 | 1,460 | 1,591 | 1,542 | 1,512 | 1,576 | 1,541 | 1,661 | 1,781 |
| 506 | Sauk Valley | 1,702 | 1,611 | 1,496 | 1,500 | 1,466 | 1,444 | 1,366 | 1,442 | 1,366 | 1,565 |
| 531 | Shawnee | 1,262 | 1,375 | 1,346 | 1,334 | 1,251 | 1,247 | 1,024 | 1,236 | 1,182 | 1,258 |
| 510 | South Suburban | 4,234 | 4,270 | 4,217 | 3,631 | 3,615 | 4,090 | 3,644 | 3,572 | 3,446 | 3,386 |
| 533 | Southeastern | 1,785 | 1,842 | 1,751 | 1,688 | 1,744 | 1,756 | 1,496 | 1,613 | 1,580 | 1,532 |
| 522 | Southwestern** | 7,375 | 7,130 | 6,947 | 6,818 | 6,641 | 6,596 | 6,378 | 6,976 | 6,939 | 7,072 |
| 534 | Spoon River | 1,328 | 1,268 | 1,143 | 1,177 | 1,145 | 1,087 | 1,093 | 1,115 | 1,118 | 1,158 |
| 504 | Triton | 8,292 | 7,421 | 7,324 | 7,717 | 7,949 | 8,013 | 8,126 | 7,860 | 7,568 | 7,383 |
| 516 | Waubonsee | 2,860 | 2,957 | 2,948 | 2,855 | 2,923 | 3,032 | 3,007 | 3,205 | 3,402 | 3,601 |
| 539 | John Wood | 1,194 | 1,161 | 1,029 | 1,115 | 1,142 | 1,239 | 1,368 | 1,365 | 1,303 | 1,319 |
| TOTALS | | 192,540 | 186,508 | 180,834 | 177,440 | 179,552 | 185,715 | 182,042 | 179,722 | 178,908 | 183,024 # |

*Formerly State Community College

**Formerly Belleville Area College

Revised 10/8/02

SOURCE OF DATA: Fall Enrollment (EI Records) - reflects enrollment as of the fall term census date (end of registration). Will not reflect enrollments in courses that have a starting date later than the census date - particularly those in adult education.

Section II

FACULTY AND STAFF DATA

The tables in this section present data regarding faculty and staff employed by the public community colleges of Illinois. The salary and staff data were collected in fall 2001 and reflect averages for fiscal year 2002. Employee groups exclude those persons who are employed predominantly to provide services at a correctional facility.

Descriptions of the employee groups used in this section are provided below. These categories correspond with *Fiscal Management Manual* salaries expenditures codes.

- Faculty are individuals who spend more than one-half of their workload in the activity of teaching and providing instruction to students.
- Administrative Staff are line officers of the college who manage, conduct, and administer programs, staff, and operations of the board of trustees.
- Classified Staff include clerical and custodial/maintenance staff. Clerical personnel engage in the process of keeping records and processing information upon the request and direction of college professional staff. Custodial/maintenance staff engage in housekeeping and the maintenance or repair of college facilities and equipment.
- Other (nonteaching) Professional Staff include professional/technical, academic support, and supervisory staff. Professional/technical staff have specialized skills but do not directly support the process of teaching. Academic support staff exercise professional judgement and discretion and directly support the teaching and learning process. Supervisory staff have the duty, responsibility, or authority to recommend the employment, transfer, suspension, dismissal, promotion, assignment, reward, or discipline of other staff individuals both full- and part-time.

Figure 2 shows the headcount distribution of community college employees statewide by employee group: faculty (51.61 percent), other nonteaching professionals (14.53 percent), classified (29.34 percent), and administrators (4.52 percent).

Table II-1 lists the number of instructional teaching faculty by sex and employment status employed during fall 2001. Of the 15,913 teaching faculty employed in fall 2001, 4,383 were full-time faculty.

Table II-2 shows the total number of administrative staff by sex and employment status.

Table II-3 lists the number of full-time and part-time nonteaching professional staff by sex and employment status employed in each community college. Table II-4 provides the same information for classified or civil service type staff.

The average contractual base salaries paid to full-time teaching faculty, full-time administrative staff, and full-time nonteaching professionals are shown in Table II-5.

Table II-6 identifies the average class size for on-campus lecture/discussion classes and laboratory classes. Table II-7 shows a percent distribution of on-campus classes by size for each community college.

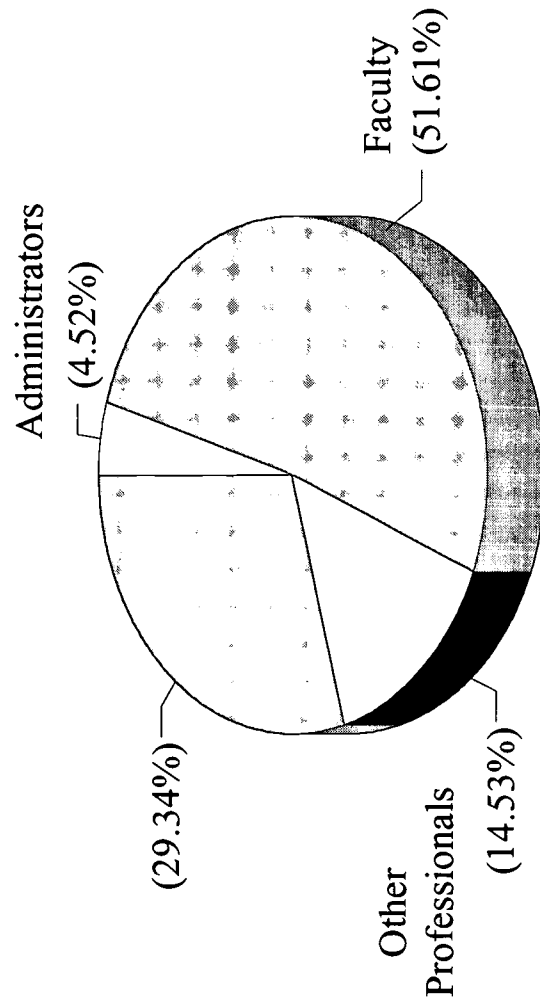


Figure 2. Fall 2001 State Headcount Distribution of Employees by Employee Group

Illinois Community College Board

Table II-1

SUMMARY OF INSTRUCTIONAL TEACHING FACULTY (9 AND 12 MOS.) EMPLOYED IN ILLINOIS PUBLIC COMMUNITY COLLEGES BY SEX AND EMPLOYMENT STATUS DURING FALL 2001

| Dist. No. | District/College | Full-Time | | Total | | Part-Time | | Total | Grand | Grand |
|-----------|------------------|-----------|-----------|---------------|----------------|------------------|---------------|-----------------|-----------|-------|
| | | Male | Female | Full-Time FTE | Part-Time Male | Part-Time Female | Part-Time FTE | Total Headcount | Total FTE | |
| 503 | Black Hawk | 70 | 69 | 139 | 93 | 115 | 88 | 347 | 227 | |
| 508 | Chicago | (289) | (268) | (557) | (621) | (738) | (796) | (1,916) | (1,353) | |
| | Daley | 38 | 27 | 65 | 85 | 95 | 129 | 245 | 194 | |
| | Kennedy-King | 41 | 41 | 82 | 43 | 82 | 88 | 207 | 170 | |
| | Malcolm X | 33 | 32 | 65 | 125 | 120 | 167 | 310 | 232 | |
| | Olive-Harvey | 35 | 36 | 71 | 44 | 41 | 62 | 156 | 133 | |
| | Truman | 46 | 48 | 94 | 121 | 185 | 147 | 400 | 241 | |
| | Washington | 48 | 42 | 90 | 105 | 76 | 65 | 271 | 155 | |
| | Wilbur Wright | 48 | 42 | 90 | 98 | 139 | 138 | 327 | 228 | |
| 507 | Danville | 22 | 26 | 48 | 20 | 36 | 22 | 104 | 70 | |
| 502 | DuPage | 131 | 147 | 278 | 408 | 439 | 404 | 1125 | 682 | |
| 509 | Elgin | 57 | 51 | 108 | 123 | 158 | 120 | 389 | 228 | |
| 512 | Harper | 75 | 108 | 183 | 296 | 311 | 247 | 790 | 430 | |
| 540 | Heartland | 29 | 30 | 59 | 101 | 91 | 68 | 251 | 127 | |
| 519 | Highland | 32 | 14 | 46 | 56 | 88 | 42 | 190 | 88 | |
| 514 | Illinois Central | 101 | 77 | 178 | 224 | 211 | 53 | 613 | 231 | |
| 529 | Illinois Eastern | (72) | (40) | (112) | (105) | (159) | (87) | (376) | (198) | |
| | Frontier | 2 | 2 | 4 | 47 | 90 | 40 | 141 | 44 | |
| | Lincoln Trail | 18 | 10 | 28 | 22 | 24 | 13 | 74 | 41 | |
| | Olney | 20 | 21 | 41 | 19 | 23 | 16 | 83 | 57 | |
| | Wabash Valley | 32 | 7 | 39 | 17 | 22 | 17 | 78 | 56 | |
| 513 | Illinois Valley | 44 | 41 | 85 | 82 | 43 | 42 | 210 | 127 | |
| 525 | Joliet | 95 | 67 | 162 | 299 | 246 | 31 | 707 | 193 | |
| 520 | Kankakee | 28 | 26 | 54 | 50 | 56 | 32 | 160 | 86 | |
| 501 | Kaskaskia | 32 | 25 | 57 | 59 | 81 | 46 | 197 | 103 | |
| 523 | Kishwaukee | 38 | 35 | 73 | 48 | 88 | 54 | 209 | 127 | |
| 532 | Lake County | 84 | 84 | 168 | 388 | 439 | 276 | 995 | 444 | |
| 517 | Lake Land | 56 | 52 | 108 | 105 | 138 | 81 | 351 | 189 | |
| 536 | Lewis & Clark | 41 | 41 | 82 | 108 | 117 | 107 | 307 | 189 | |
| 526 | Lincoln Land | 64 | 54 | 118 | 114 | 112 | 84 | 344 | 202 | |
| 530 | Logan | 49 | 55 | 104 | 75 | 70 | 67 | 249 | 171 | |
| 528 | McHenry | 50 | 38 | 88 | 94 | 99 | 58 | 281 | 146 | |
| 524 | Moraine Valley | 76 | 82 | 158 | 77 | 99 | 177 | 334 | 335 | |
| 527 | Morton | 25 | 24 | 49 | 132 | 101 | 59 | 282 | 108 | |
| 535 | Oakton | 61 | 73 | 134 | 259 | 189 | 159 | 582 | 293 | |
| 505 | Parkland | 90 | 79 | 169 | 153 | 163 | 118 | 485 | 287 | |
| 515 | Prairie State | 35 | 43 | 78 | 43 | 71 | 43 | 192 | 121 | |
| 521 | Rend Lake | 34 | 29 | 63 | 45 | 46 | 28 | 154 | 91 | |
| 537 | Richland | 33 | 28 | 61 | 96 | 116 | 111 | 273 | 172 | |
| 511 | Rock Valley | 76 | 65 | 141 | 87 | 67 | 49 | 295 | 190 | |
| 518 | Sandburg | 32 | 31 | 63 | 81 | 88 | 53 | 232 | 116 | |
| 506 | Sauk Valley | 33 | 20 | 53 | 60 | 49 | 28 | 162 | 81 | |
| 531 | Shawnee | 14 | 26 | 40 | 42 | 76 | 40 | 158 | 80 | |
| 510 | South Suburban | 47 | 69 | 116 | 133 | 130 | 53 | 379 | 169 | |
| 533 | Southeastern | 36 | 25 | 61 | 71 | 78 | 75 | 210 | 136 | |
| 522 | Southwestern* | 55 | 49 | 104 | 340 | 241 | 227 | 685 | 331 | |
| 534 | Spoon River | 22 | 17 | 39 | 51 | 53 | 26 | 143 | 65 | |
| 504 | Triton | 70 | 57 | 127 | 259 | 188 | 164 | 574 | 291 | |
| 516 | Waubonsee | 37 | 34 | 71 | 188 | 258 | 222 | 517 | 293 | |
| 539 | Wood | <u>20</u> | <u>29</u> | <u>49</u> | <u>43</u> | <u>53</u> | <u>32</u> | <u>145</u> | <u>81</u> | |
| | TOTALS | 2,255 | 2,128 | 4,383 | 5,629 | 5,901 | 4,470 | 15,913 | 8,853 | |

*Formerly Belleville Area College

SOURCE OF DATA: Fiscal Year 2002 Salary Submission (C1 & C2)

Illinois Community College Board
Table II-2
SUMMARY OF ADMINISTRATIVE STAFF EMPLOYED IN
ILLINOIS PUBLIC COMMUNITY COLLEGES BY SEX AND EMPLOYMENT STATUS DURING FALL 2001

| Dist. No. | District/College | Full-Time | | Total | | Part-Time | | Grand Total Headcount | Grand Total FTE |
|-----------|-------------------|-----------|--------|---------------|----------------|------------------|---------------|-----------------------|-----------------|
| | | Male | Female | Full-Time FTE | Part-Time Male | Part-Time Female | Part-Time FTE | | |
| 503 | Black Hawk | 7 | 2 | 9 | 0 | 0 | 0 | 9 | 9 |
| 508 | Chicago* | (36) | (55) | (91) | (0) | (0) | (0) | (91) | (91) |
| | Daley | 5 | 3 | 8 | 0 | 0 | 0 | 8 | 8 |
| | Kennedy-King | 3 | 8 | 11 | 0 | 0 | 0 | 11 | 11 |
| | Malcolm X | 5 | 4 | 9 | 0 | 0 | 0 | 9 | 9 |
| | Olive-Harvey | 3 | 6 | 9 | 0 | 0 | 0 | 9 | 9 |
| | Truman | 4 | 6 | 10 | 0 | 0 | 0 | 10 | 10 |
| | Washington | 3 | 7 | 10 | 0 | 0 | 0 | 10 | 10 |
| | Wright | 4 | 7 | 11 | 0 | 0 | 0 | 11 | 11 |
| 507 | Danville | 16 | 19 | 35 | 1 | 1 | 1 | 37 | 36 |
| 502 | DuPage | 19 | 24 | 43 | 2 | 0 | 1 | 45 | 44 |
| 509 | Elgin | 19 | 32 | 51 | 0 | 1 | 1 | 52 | 52 |
| 512 | Harper | 22 | 23 | 45 | 0 | 0 | 0 | 45 | 45 |
| 540 | Heartland | 15 | 18 | 33 | 0 | 0 | 0 | 33 | 33 |
| 519 | Highland | 14 | 14 | 28 | 1 | 5 | 3 | 34 | 31 |
| 514 | Illinois Central | 20 | 13 | 33 | 0 | 0 | 0 | 33 | 33 |
| 529 | Illinois Eastern* | (15) | (17) | (32) | (0) | (0) | (0) | (32) | (32) |
| | Frontier | 4 | 3 | 7 | 0 | 0 | 0 | 7 | 7 |
| | Lincoln Trail | 1 | 3 | 4 | 0 | 0 | 0 | 4 | 4 |
| | Olney | 3 | 3 | 6 | 0 | 0 | 0 | 6 | 6 |
| | Wabash | 2 | 4 | 6 | 0 | 0 | 0 | 6 | 6 |
| 513 | Illinois Valley | 11 | 13 | 24 | 0 | 0 | 0 | 24 | 24 |
| 525 | Joliet | 34 | 41 | 75 | 3 | 3 | 3 | 81 | 78 |
| 520 | Kankakee | 25 | 39 | 64 | 0 | 0 | 0 | 64 | 64 |
| 501 | Kaskaskia | 15 | 33 | 48 | 1 | 0 | 1 | 49 | 49 |
| 523 | Kishwaukee | 8 | 8 | 16 | 0 | 0 | 0 | 16 | 16 |
| 532 | Lake County | 24 | 31 | 55 | 0 | 0 | 0 | 55 | 55 |
| 517 | Lake Land | 9 | 9 | 18 | 0 | 0 | 0 | 18 | 18 |
| 536 | Lewis & Clark | 19 | 26 | 45 | 1 | 0 | 0 | 46 | 45 |
| 526 | Lincoln Land | 27 | 27 | 54 | 0 | 1 | 1 | 55 | 55 |
| 530 | Logan | 20 | 23 | 43 | 0 | 0 | 0 | 43 | 43 |
| 528 | McHenry | 24 | 21 | 45 | 0 | 0 | 0 | 45 | 45 |
| 524 | Moraine Valley | 9 | 12 | 21 | 0 | 0 | 0 | 21 | 21 |
| 527 | Morton | 6 | 9 | 15 | 0 | 0 | 0 | 15 | 15 |
| 535 | Oakton | 11 | 19 | 30 | 0 | 0 | 0 | 30 | 30 |
| 505 | Parkland | 19 | 20 | 39 | 0 | 0 | 0 | 39 | 39 |
| 515 | Prairie State | 9 | 15 | 24 | 0 | 0 | 0 | 24 | 24 |
| 521 | Rend Lake | 12 | 16 | 28 | 0 | 0 | 0 | 28 | 28 |
| 537 | Richland | 12 | 24 | 36 | 0 | 0 | 0 | 36 | 36 |
| 511 | Rock Valley | 26 | 25 | 51 | 0 | 0 | 0 | 51 | 51 |
| 518 | Sandburg | 9 | 15 | 24 | 0 | 0 | 0 | 24 | 24 |
| 506 | Sauk Valley | 11 | 7 | 18 | 0 | 2 | 2 | 20 | 20 |
| 531 | Shawnee | 11 | 5 | 16 | 0 | 0 | 0 | 16 | 16 |
| 510 | South Suburban | 17 | 11 | 28 | 0 | 0 | 0 | 28 | 28 |
| 533 | Southeastern | 13 | 14 | 27 | 0 | 2 | 1 | 29 | 28 |
| 522 | Southwestern** | 10 | 12 | 22 | 1 | 3 | 3 | 26 | 25 |
| 534 | Spoon River | 4 | 10 | 14 | 0 | 0 | 0 | 14 | 14 |
| 504 | Triton | 14 | 18 | 32 | 0 | 0 | 0 | 32 | 32 |
| 516 | Waubonsee | 11 | 14 | 25 | 0 | 0 | 0 | 25 | 25 |
| 539 | Wood | 14 | 16 | 30 | 0 | 0 | 0 | 30 | 30 |
| | TOTALS | 617 | 750 | 1,367 | 10 | 18 | 15 | 1,395 | 1,382 |

*District Totals include central administration staff.

**Formerly Belleville Area College

SOURCE OF DATA: Fiscal Year 2002 Salary Submission (C1 & C2)

Illinois Community College Board

Table II-3

SUMMARY OF OTHER NONTEACHING PROFESSIONAL* STAFF (9 AND 12 MONTH) EMPLOYED IN ILLINOIS PUBLIC COMMUNITY COLLEGES BY SEX AND EMPLOYMENT STATUS DURING FALL 2001

| Dist. No. | District/College | Full-Time | | Part-Time | | Total | Grand Total | Grand Total | |
|-----------|--------------------|-----------|-----------|-----------|----------|----------|-------------|-------------|-------|
| | | Male | Female | FTE | Male | Female | FTE | Headcount | FTE |
| 503 | Black Hawk | 51 | 99 | 150 | 1 | 1 | 0 | 152 | 150 |
| 508 | Chicago** | (136) | (243) | (379) | (72) | (75) | (88) | (526) | (467) |
| | Daley | 17 | 27 | 44 | 6 | 11 | 10 | 61 | 54 |
| | Kennedy-King | 22 | 47 | 69 | 6 | 4 | 6 | 79 | 75 |
| | Malcolm X | 12 | 24 | 36 | 6 | 4 | 6 | 46 | 42 |
| | Olive-Harvey | 15 | 30 | 45 | 4 | 4 | 5 | 53 | 50 |
| | Truman | 21 | 36 | 57 | 8 | 9 | 10 | 74 | 67 |
| | Washington | 18 | 30 | 48 | 0 | 0 | 0 | 48 | 48 |
| | Wright | 11 | 18 | 29 | 4 | 5 | 6 | 38 | 35 |
| 507 | Danville | 12 | 24 | 36 | 5 | 14 | 9 | 55 | 45 |
| 502 | DuPage | 94 | 124 | 218 | 0 | 2 | 1 | 220 | 219 |
| 509 | Elgin | 29 | 50 | 79 | 19 | 40 | 30 | 138 | 109 |
| 512 | Harper | 83 | 101 | 184 | 0 | 0 | 0 | 184 | 184 |
| 540 | Heartland | 12 | 29 | 41 | 3 | 7 | 5 | 51 | 46 |
| 519 | Highland | 9 | 13 | 22 | 0 | 0 | 0 | 22 | 22 |
| 514 | Illinois Central | 43 | 88 | 131 | 57 | 48 | 13 | 236 | 144 |
| 529 | Illinois Eastern** | (39) | (65) | (104) | (0) | (0) | (0) | (104) | (104) |
| | Frontier | 8 | 7 | 15 | 0 | 0 | 0 | 15 | 15 |
| | Lincoln Trail | 7 | 8 | 15 | 0 | 0 | 0 | 15 | 15 |
| | Olney | 4 | 13 | 17 | 0 | 0 | 0 | 17 | 17 |
| | Wabash | 8 | 6 | 14 | 0 | 0 | 0 | 14 | 14 |
| 513 | Illinois Valley | 23 | 34 | 57 | 5 | 3 | 75 | 65 | 132 |
| 525 | Joliet | 21 | 14 | 35 | 25 | 54 | 30 | 114 | 65 |
| 520 | Kankakee | 13 | 38 | 51 | 2 | 8 | 5 | 61 | 56 |
| 501 | Kaskaskia | 3 | 6 | 9 | 3 | 3 | 4 | 15 | 13 |
| 523 | Kishwaukee | 16 | 44 | 60 | 10 | 18 | 9 | 88 | 69 |
| 532 | Lake County | 42 | 78 | 120 | 0 | 0 | 0 | 120 | 120 |
| 517 | Lake Land | 27 | 51 | 78 | 61 | 85 | 73 | 224 | 151 |
| 536 | Lewis & Clark | 18 | 41 | 59 | 3 | 3 | 0 | 65 | 59 |
| 526 | Lincoln Land | 31 | 73 | 104 | 3 | 19 | 12 | 126 | 116 |
| 530 | Logan | 41 | 49 | 90 | 1 | 6 | 4 | 97 | 94 |
| 528 | McHenry | 26 | 57 | 83 | 0 | 6 | 4 | 89 | 87 |
| 524 | Moraine Valley | 35 | 74 | 109 | 0 | 0 | 0 | 109 | 109 |
| 527 | Morton | 17 | 16 | 33 | 0 | 0 | 0 | 33 | 33 |
| 535 | Oakton | 36 | 84 | 120 | 2 | 5 | 2 | 128 | 123 |
| 505 | Parkland | 45 | 76 | 121 | 20 | 22 | 12 | 163 | 133 |
| 515 | Prairie State | 14 | 24 | 38 | 0 | 0 | 0 | 38 | 38 |
| 521 | Rend Lake | 14 | 49 | 63 | 50 | 89 | 0 | 202 | 63 |
| 537 | Richland | 4 | 24 | 28 | 2 | 2 | 2 | 32 | 30 |
| 511 | Rock Valley | 22 | 25 | 47 | 0 | 4 | 2 | 51 | 49 |
| 518 | Sandburg | 22 | 49 | 71 | 1 | 4 | 3 | 76 | 74 |
| 506 | Sauk Valley | 12 | 20 | 32 | 4 | 7 | 6 | 43 | 38 |
| 531 | Shawnee | 14 | 23 | 37 | 0 | 0 | 0 | 37 | 37 |
| 510 | South Suburban | 25 | 40 | 65 | 0 | 0 | 0 | 65 | 65 |
| 533 | Southeastern | 6 | 9 | 15 | 14 | 59 | 37 | 88 | 52 |
| 522 | Southwestern*** | 30 | 55 | 85 | 73 | 179 | 126 | 337 | 211 |
| 534 | Spoon River | 12 | 20 | 32 | 0 | 8 | 4 | 40 | 36 |
| 504 | Triton | 33 | 56 | 89 | 0 | 0 | 0 | 89 | 89 |
| 516 | Waubonsee | 25 | 30 | 55 | 48 | 56 | 60 | 159 | 115 |
| 539 | Wood | <u>12</u> | <u>23</u> | <u>35</u> | <u>1</u> | <u>2</u> | <u>2</u> | 38 | 37 |
| | TOTALS | 1,147 | 2,019 | 3,165 | 485 | 829 | 616 | 4,479 | 3,781 |

*Other nonteaching professional staff include professional/technical, academic support, and supervisory staff.

**District Totals include central administration staff.

***Formerly Belleville Area College

SOURCE OF DATA: Fiscal Year 2002 Salary Submission (C1 & C2)

Illinois Community College Board
Table II-4
SUMMARY OF CIVIL SERVICE OR CLASSIFIED STAFF EMPLOYED IN
ILLINOIS PUBLIC COMMUNITY COLLEGES BY SEX AND EMPLOYMENT STATUS DURING FALL 2001

| Dist. No. | District/College | Full-Time | | Part-Time | | Total | Grand Total | Grand Total |
|-----------|-------------------|-----------|--------|-----------|--------|-------|-------------|-------------|
| | | Male | Female | Male | Female | FTE | Headcount | FTE |
| 503 | Black Hawk | 23 | 78 | 101 | 35 | 67 | 27 | 128 |
| 508 | Chicago* | (71) | (406) | (477) | (830) | (862) | (1,125) | (1,602) |
| | Daley | 4 | 49 | 53 | 122 | 102 | 147 | 200 |
| | Kennedy-King | 7 | 50 | 57 | 145 | 146 | 191 | 248 |
| | Malcolm X | 9 | 41 | 50 | 103 | 139 | 165 | 215 |
| | Olive-Harvey | 6 | 45 | 51 | 98 | 92 | 127 | 178 |
| | Truman | 13 | 57 | 70 | 122 | 80 | 131 | 201 |
| | Washington | 9 | 70 | 79 | 94 | 131 | 155 | 234 |
| | Wright | 18 | 64 | 82 | 112 | 126 | 159 | 241 |
| 507 | Danville | 19 | 42 | 61 | 0 | 8 | 4 | 65 |
| 502 | DuPage | 76 | 121 | 197 | 189 | 572 | 334 | 531 |
| 509 | Elgin | 29 | 82 | 111 | 44 | 82 | 63 | 174 |
| 512 | Harper | 86 | 154 | 240 | 0 | 0 | 0 | 240 |
| 540 | Heartland | 7 | 29 | 36 | 0 | 8 | 5 | 41 |
| 519 | Highland | 17 | 28 | 45 | 3 | 14 | 9 | 54 |
| 514 | Illinois Central | 50 | 136 | 186 | 52 | 164 | 101 | 287 |
| 529 | Illinois Eastern* | (14) | (64) | (78) | (40) | (69) | (59) | (137) |
| | Frontier | 1 | 10 | 11 | 4 | 6 | 5 | 16 |
| | Lincoln Trail | 5 | 8 | 13 | 7 | 14 | 12 | 25 |
| | Olney | 6 | 13 | 19 | 9 | 27 | 18 | 37 |
| | Wabash | 2 | 14 | 16 | 12 | 13 | 14 | 30 |
| 513 | Illinois Valley | 13 | 50 | 63 | 31 | 75 | 34 | 97 |
| 525 | Joliet | 37 | 71 | 108 | 46 | 167 | 76 | 184 |
| 520 | Kankakee | 12 | 51 | 63 | 21 | 56 | 39 | 102 |
| 501 | Kaskaskia | 13 | 26 | 39 | 13 | 40 | 36 | 75 |
| 523 | Kishwaukee | 20 | 42 | 62 | 7 | 9 | 7 | 69 |
| 532 | Lake County | 57 | 84 | 141 | 10 | 54 | 23 | 164 |
| 517 | Lake Land | 24 | 58 | 82 | 64 | 115 | 90 | 172 |
| 536 | Lewis & Clark | 16 | 58 | 74 | 13 | 38 | 13 | 87 |
| 526 | Lincoln Land | 39 | 76 | 115 | 1 | 17 | 11 | 126 |
| 530 | Logan | 36 | 84 | 120 | 10 | 15 | 13 | 133 |
| 528 | McHenry | 16 | 48 | 64 | 12 | 73 | 43 | 107 |
| 524 | Moraine Valley | 31 | 118 | 149 | 1 | 4 | 3 | 152 |
| 527 | Morton | 10 | 27 | 37 | 32 | 45 | 31 | 68 |
| 535 | Oakton | 50 | 56 | 106 | 44 | 74 | 59 | 165 |
| 505 | Parkland | 37 | 68 | 105 | 1 | 7 | 50 | 155 |
| 515 | Prairie State | 15 | 64 | 79 | 1 | 16 | 9 | 88 |
| 521 | Rend Lake | 21 | 34 | 55 | 7 | 6 | 3 | 58 |
| 537 | Richland | 9 | 52 | 61 | 6 | 16 | 9 | 70 |
| 511 | Rock Valley | 49 | 105 | 154 | 5 | 15 | 10 | 164 |
| 518 | Sandburg | 19 | 31 | 50 | 0 | 5 | 3 | 53 |
| 506 | Sauk Valley | 16 | 31 | 47 | 5 | 13 | 9 | 56 |
| 531 | Shawnee | 13 | 28 | 41 | 6 | 12 | 0 | 41 |
| 510 | South Suburban | 29 | 70 | 99 | 2 | 4 | 3 | 102 |
| 533 | Southeastern | 10 | 26 | 36 | 4 | 10 | 7 | 43 |
| 522 | Southwestern** | 37 | 85 | 122 | 98 | 157 | 191 | 313 |
| 534 | Spoon River | 6 | 24 | 30 | 11 | 25 | 19 | 49 |
| 504 | Triton | 93 | 141 | 234 | 176 | 260 | 284 | 518 |
| 516 | Waubensee | 14 | 66 | 80 | 70 | 122 | 121 | 201 |
| 539 | Wood | 8 | 36 | 44 | 4 | 17 | 11 | 55 |
| | TOTALS | 1,137 | 2,801 | 3,938 | 1,852 | 3,258 | 2,870 | 6,808 |

*District Totals include central administration staff.

**Formerly Belleville Area College

SOURCE OF DATA: Fiscal Year 2002 Salary Submission (C1 & C2)

Illinois Community College Board

Table II-5

FISCAL YEAR 2002 AVERAGE CONTRACTUAL BASE SALARIES FOR FULL-TIME TEACHING FACULTY (9 MOS), ADMINISTRATIVE STAFF (12 MOS) AND NONTEACHING PROFESSIONAL STAFF (12 MOS) IN ILLINOIS PUBLIC COMMUNITY COLLEGES

| Dist. No. | District | Average Salary 9-Month Faculty | Average Salary 12-Month Administrative | Average Salary 12-Month Other Professional* |
|--------------|------------------|--------------------------------------|--|---|
| 503 | Black Hawk | \$50,023 | \$88,785 | \$40,684 |
| 508 | Chicago | 67,223 | 88,483 | 49,661 |
| 507 | Danville | 41,606 | 52,936 | 28,815 |
| 502 | DuPage | 66,172 | 92,701 | 48,800 |
| 509 | Elgin | 73,285 | 70,495 | 45,861 |
| 512 | Harper | 60,930 | 91,156 | 48,228 |
| 540 | Heartland | 43,344 | 61,608 | 33,527 |
| 519 | Highland | 56,252 | 52,553 | 32,412 |
| 514 | Illinois Central | 43,887 | 70,536 | 36,403 |
| 529 | Illinois Eastern | 42,167 | 61,243 | 32,206 |
| 513 | Illinois Valley | 47,281 | 61,393 | 32,399 |
| 525 | Joliet | 59,121 | 57,465 | 38,387 |
| 520 | Kankakee | 55,094 | 49,095 | 31,259 |
| 501 | Kaskaskia | 44,487 | 41,066 | 29,725 |
| 523 | Kishwaukee | 42,762 | 71,695 | 35,796 |
| 532 | Lake County | 74,521 | 71,021 | 35,924 |
| 517 | Lake Land | 41,065 | 67,304 | 35,994 |
| 536 | Lewis & Clark | 51,815 | 57,481 | 33,209 |
| 526 | Lincoln Land | 59,109 | 62,863 | 35,818 |
| 530 | Logan | 51,605 | 59,456 | 35,063 |
| 528 | McHenry | 52,550 | 68,754 | 34,865 |
| 524 | Moraine Valley | 53,477 | 71,705 | 42,721 |
| 527 | Morton | 56,247 | 72,330 | 36,087 |
| 535 | Oakton | 67,533 | 92,352 | 45,815 |
| 505 | Parkland | 51,964 | 69,920 | 38,963 |
| 515 | Prairie State | 52,201 | 61,440 | 37,823 |
| 521 | Rend Lake | 48,240 | 61,445 | 30,640 |
| 537 | Richland | 44,868 | 57,467 | 31,957 |
| 511 | Rock Valley | 51,399 | 63,053 | 43,100 |
| 518 | Sandburg | 44,636 | 59,014 | 27,996 |
| 506 | Sauk Valley | 41,916 | 70,127 | 37,665 |
| 531 | Shawnee | 44,281 | 56,732 | 32,885 |
| 510 | South Suburban | 55,729 | 71,489 | 33,541 |
| 533 | Southeastern | 44,704 | 47,901 | 31,775 |
| 522 | Southwestern** | 52,253 | 74,152 | 46,677 |
| 534 | Spoon River | 42,878 | 59,862 | 32,256 |
| 504 | Triton | 60,398 | 70,631 | 44,934 |
| 516 | Waubonsee | 52,216 | 75,522 | 41,096 |
| 539 | Wood | <u>40,061</u> | <u>54,312</u> | <u>29,728</u> |
| | AVERAGES | \$55,824 | \$66,327 | \$40,098 |

*Nonteaching professional staff includes professional/technical, academic support, and supervisory staff who are not administrators.

** Formerly Belleville Area College

SOURCE OF DATA: Fiscal Year 2002 Salary Submission (C1)

Illinois Community College Board
Table II-6
AVERAGE ON-CAMPUS CLASS BY TYPE*
FALL 2001

| <u>Dist. No.</u> | <u>District/College</u> | <u>Lecture/ Discussion</u> | <u>Laboratory</u> | <u>Average Class Size**</u> |
|------------------|-------------------------|--------------------------------|-------------------|---------------------------------|
| 503 | Black Hawk | 18.33 | 14.14 | 17.17 |
| 508 | Chicago | | | |
| | Daley | 20.43 | 15.49 | 19.17 |
| | Kennedy-King | 17.65 | 7.71 | 17.31 |
| | Malcolm X | 15.70 | DNA | 15.70 |
| | Olive-Harvey | 16.87 | DNA | 16.87 |
| | Truman | 18.02 | DNA | 18.02 |
| | Washington | 21.18 | DNA | 21.18 |
| | Wright | 20.70 | DNA | 20.70 |
| 507 | Danville | DNA | DNA | DNA |
| 502 | DuPage | 19.10 | 14.60 | 18.57 |
| 509 | Elgin | 18.69 | 13.77 | 16.82 |
| 512 | Harper | 21.07 | 17.19 | 20.89 |
| 540 | Heartland | DNA | DNA | DNA |
| 519 | Highland | 16.03 | 13.79 | 15.52 |
| 514 | Illinois Central | 18.78 | 15.78 | 18.38 |
| 529 | Illinois Eastern | | | |
| | Frontier | 4.67 | DNA | 4.67 |
| | Lincoln Trail | 13.56 | 8.77 | 12.79 |
| | Olney Central | 14.82 | 8.63 | 14.03 |
| | Wabash Valley | 14.57 | 10.73 | 14.15 |
| 513 | Illinois Valley | 16.38 | 16.56 | 16.42 |
| 525 | Joliet | 16.56 | DNA | 16.56 |
| 520 | Kankakee | 16.11 | 14.48 | 15.44 |
| 501 | Kaskaskia | 18.17 | 12.35 | 16.83 |
| 523 | Kishwaukee | 18.65 | 11.56 | 15.40 |
| 532 | Lake County | 17.77 | 3.00 | 17.76 |
| 517 | Lake Land | 20.88 | 17.35 | 19.76 |
| 536 | Lewis & Clark | 18.40 | 11.13 | 15.47 |
| 526 | Lincoln Land | 14.23 | 9.07 | 11.56 |
| 530 | Logan | 19.12 | 13.75 | 17.83 |
| 528 | McHenry | 19.47 | 17.95 | 19.04 |
| 524 | Moraine Valley | 20.48 | 16.42 | 18.85 |
| 527 | Morton | 18.12 | 13.19 | 17.04 |
| 535 | Oakton | 18.03 | 13.51 | 16.78 |
| 505 | Parkland | 16.34 | 14.65 | 16.28 |
| 515 | Prairie State | 18.15 | 15.66 | 17.06 |
| 521 | Rend Lake | 17.24 | 14.73 | 16.81 |
| 537 | Richland | 12.43 | 5.88 | 12.33 |
| 511 | Rock Valley | 20.68 | 15.25 | 19.94 |
| 518 | Sandburg | 11.26 | 11.31 | 11.27 |
| 506 | Sauk Valley | 16.60 | 11.88 | 14.64 |
| 531 | Shawnee | 13.28 | DNA | 13.28 |
| 510 | South Suburban | 18.50 | 16.68 | 18.15 |
| 533 | Southeastern | 11.95 | 12.85 | 12.26 |
| 522 | Southwestern*** | DNA | DNA | DNA |
| 534 | Spoon River | 16.40 | 10.33 | 13.17 |
| 504 | Triton | 18.49 | 14.23 | 17.64 |
| 516 | Waubonsee | 18.13 | 11.58 | 15.61 |
| 539 | Wood | <u>15.07</u> | <u>15.09</u> | <u>15.08</u> |
| | AVERAGES | 17.98 | 13.63 | 17.10 |

*Adult Basic Education, Adult Secondary Education, and English as a Second Language classes are excluded.

**Averages computed on enrollment in all instructional types, excluding Adult Basic Education, Adult Secondary Education, English as a Second Language, independent study and classes with only one student.

***Formerly Belleville Area College

DNA = Data Not Available

SOURCE OF DATA: S3 and S6 Record Submissions

Illinois Community College Board
Table II-7
PERCENTAGE OF ON-CAMPUS CLASSES* BY CLASS SIZE CATEGORIES
FALL 2001

| Dist. No. | District/College | Class Size Categories | | | | | | | Total Classes |
|--------------|------------------|-----------------------|-----------|-----------|-----------|----------|----------|----------|------------------|
| | | 2-5 | 6-10 | 11-20 | 21-35 | 36-50 | 51-100 | Over 100 | |
| 503 | Black Hawk | 9 | 16 | 37 | 37 | 1 | 0 | 0 | 633 |
| 508 | Chicago | | | | | | | | |
| | Daley | 4 | 17 | 33 | 43 | 3 | 0 | 0 | 682 |
| | Kennedy-King | 9 | 20 | 37 | 32 | 2 | 1 | 0 | 498 |
| | Malcolm X | 21 | 17 | 28 | 34 | 1 | 0 | 0 | 542 |
| | Olive-Harvey | 8 | 26 | 29 | 36 | 1 | 0 | 0 | 519 |
| | Truman | 7 | 16 | 38 | 37 | 2 | 0 | 0 | 553 |
| | Washington | 7 | 13 | 25 | 51 | 5 | 0 | 0 | 806 |
| | Wright | 7 | 12 | 28 | 47 | 5 | 1 | 0 | 799 |
| 507 | Danville | DNA | DNA | DNA | DNA | DNA | DNA | DNA | DNA |
| 502 | DuPage | 11 | 12 | 38 | 36 | 3 | 1 | 0 | 2,606 |
| 509 | Elgin | 8 | 15 | 47 | 28 | 0 | 1 | 0 | 1,189 |
| 512 | Harper | 1 | 6 | 49 | 42 | 1 | 1 | 0 | 1,705 |
| 540 | Heartland | DNA | DNA | DNA | DNA | DNA | DNA | DNA | DNA |
| 519 | Highland | 13 | 22 | 34 | 26 | 4 | 0 | 0 | 581 |
| 514 | Illinois Central | 8 | | 40 | 31 | 5 | 1 | 0 | 1,346 |
| 529 | Illinois Eastern | | | | | | | | |
| | Frontier | 67 | 33 | 0 | 0 | 0 | 0 | 0 | 3 |
| | Lincoln Trail | 21 | 28 | 37 | 12 | 2 | 1 | 0 | 290 |
| | Olney Central | 12 | 24 | 42 | 22 | 0 | 0 | 0 | 379 |
| | Wabash Valley | 14 | 25 | 38 | 21 | 1 | 0 | 0 | 370 |
| 513 | Illinois Valley | 11 | 25 | 41 | 18 | 4 | 1 | 0 | 696 |
| 525 | Joliet | 7 | 20 | 42 | 30 | 0 | 0 | 0 | 1,290 |
| 520 | Kankakee | 5 | 29 | 41 | 22 | 2 | 0 | 0 | 661 |
| 501 | Kaskaskia | 21 | 16 | 30 | 29 | 3 | 0 | 0 | 434 |
| 523 | Kishwaukee | 8 | 23 | 44 | 22 | 2 | 0 | 0 | 717 |
| 532 | Lake County | 4 | 16 | 42 | 37 | 0 | 0 | 0 | 1,386 |
| 517 | Lake Land | 3 | 12 | 38 | 45 | 2 | 0 | 0 | 585 |
| 536 | Lewis & Clark | 12 | 17 | 42 | 28 | 1 | 0 | 0 | 797 |
| 526 | Lincoln Land | 28 | 28 | 28 | 16 | 0 | 0 | 0 | 1,450 |
| 530 | Logan | 10 | 19 | 44 | 26 | 1 | 1 | 1 | 1,102 |
| 528 | McHenry | 11 | 11 | 32 | 43 | 3 | 0 | 0 | 700 |
| 524 | Moraine Valley | 4 | 16 | 37 | 42 | 1 | 1 | 0 | 1,725 |
| 527 | Morton | 9 | 23 | 29 | 38 | 0 | 0 | 0 | 523 |
| 535 | Oakton | 8 | 16 | 51 | 24 | 1 | 0 | 0 | 1,794 |
| 505 | Parkland | 6 | 19 | 51 | 23 | 1 | 0 | 0 | 1,397 |
| 515 | Prairie State | 7 | 15 | 46 | 31 | 1 | 0 | 0 | 696 |
| 521 | Rend Lake | 7 | 19 | 47 | 25 | 3 | 0 | 0 | 605 |
| 537 | Richland | 20 | 28 | 37 | 16 | 0 | 0 | 0 | 526 |
| 511 | Rock Valley | 5 | 14 | 38 | 32 | 10 | 0 | 0 | 795 |
| 518 | Sandburg | 30 | 26 | 32 | 12 | 0 | 1 | 0 | 487 |
| 506 | Sauk Valley | 15 | 24 | 41 | 17 | 3 | 1 | 0 | 544 |
| 531 | Shawnee | 21 | 34 | 26 | 15 | 4 | 0 | 0 | 277 |
| 510 | South Suburban | 9 | 15 | 31 | 38 | 5 | 1 | 0 | 981 |
| 533 | Southeastern | 19 | 29 | 37 | 14 | 0 | 0 | 0 | 285 |
| 522 | Southwestern** | DNA | DNA | DNA | DNA | DNA | DNA | DNA | DNA |
| 534 | Spoon River | 14 | 26 | 44 | 16 | 0 | 0 | 0 | 207 |
| 504 | Triton | 7 | 13 | 47 | 31 | 2 | 0 | 0 | 1,914 |
| 516 | Waubensee | 14 | 21 | 35 | 29 | 1 | 0 | 0 | 832 |
| 539 | Wood | <u>12</u> | <u>26</u> | <u>32</u> | <u>30</u> | <u>0</u> | <u>0</u> | <u>0</u> | <u>264</u> |
| | AVERAGES/TOTAL | 10 | 18 | 39 | 31 | 2 | 0 | 0 | 37,171 |

* All instructional type classes are reported, excluding ABE, ASE, ESL, independent study, and classes with only one student.

**Formerly Belleville Area College

DNA = Data Not Available

Section III

ANNUAL ENROLLMENT AND COMPLETION DATA

Section III includes data on annual enrollment and completions in fiscal year 2001 among Illinois public community colleges.

Table III-1 shows the annual unduplicated headcount enrollment by sex in Illinois public community colleges for fiscal year 2001.

Table III-2 shows the annual unduplicated headcount enrollment by program classification in Illinois public community colleges for fiscal year 2001.

Table III-3 contains more detailed data on fiscal year 2001 annual unduplicated enrollment through the use of the national program classification structure/classification of instructional program (PCS/CIP) coding system.

Table III-4 shows the fiscal year 2001 annual unduplicated enrollment by age category.

Table III-5 summarizes the fiscal year 2001 annual unduplicated enrollment by ethnic origin.

Table III-6 summarizes the highest degree previously earned for fiscal year 2001 Illinois public community college students.

Figure 3 shows the fiscal year 2001 annual duplicated completers in the following categories; transfer degrees (33.43 percent), occupational certificates (42.08 percent), occupational degrees (21.79 percent), general associate degrees (2.36 percent), and vocational skills and general studies certificates comprise the "other" category (0.34 percent).

Table III-7 lists the number of associate degrees awarded in transfer and general studies curricula and the number of general studies certificates awarded by each community college in fiscal year 2001.

Table III-8 shows the number of associate degrees and certificates awarded in occupational curricula and the number of vocational skills certificates awarded by each community college in fiscal year 2001.

Table III-9 contains more detailed data on collegiate-level fiscal year 2001 annual completers through the use of the national program classification structure/classification of instructional program (PCS/CIP) coding system.

Table III-10 shows the number of high school completions awarded by each community college in fiscal year 2001.

Table III-11 provides a summary of adult basic education and English as a Second Language completions by each community college during fiscal year 2001.

Tables III-12 through 19 depict annual unduplicated headcount enrollment data by ethnic origin for fiscal year 2001.

Illinois Community College Board
Table III-1
SUMMARY OF ANNUAL UNDUPLICATED HEADCOUNT ENROLLMENT BY SEX
FOR FISCAL YEAR 2001

| <u>Dist No.</u> | <u>District/College</u> | <u>Male</u> | <u>Female</u> | <u>Total</u> |
|-----------------|-------------------------|--------------|---------------|--------------|
| 503 | Black Hawk | 5,317 | 6,974 | 12,291 |
| 508 | Chicago | (53,534) | (68,441) | (121,975) |
| | Daley | 6,481 | 9,309 | 15,790 |
| | Kennedy-King | 3,707 | 8,079 | 11,786 |
| | Malcolm X | 8,959 | 8,471 | 17,430 |
| | Olive-Harvey | 3,752 | 6,765 | 10,517 |
| | Truman | 14,702 | 15,334 | 30,036 |
| | Washington | 7,689 | 8,610 | 16,299 |
| | Wilbur Wright | 8,244 | 11,873 | 20,117 |
| 507 | Danville | 1,883 | 2,931 | 4,814 |
| 502 | DuPage | 23,191 | 30,204 | 53,395 |
| 509 | Elgin | 8,492 | 10,344 | 18,836 |
| 512 | Harper | 11,139 | 14,069 | 25,208 |
| 540 | Heartland | 2,953 | 3,611 | 6,564 |
| 519 | Highland | 2,607 | 4,229 | 6,836 |
| 514 | Illinois Central | 8,674 | 10,219 | 18,893 |
| 529 | Illinois Eastern | (14,592) | (9,636) | (24,228) |
| | Frontier | 2,748 | 3,903 | 6,651 |
| | Lincoln Trail | 1,102 | 885 | 1,987 |
| | Olney Central | 1,222 | 1,654 | 2,876 |
| | Wabash | 9,520 | 3,194 | 12,714 |
| 513 | Illinois Valley | 3,386 | 3,743 | 7,129 |
| 525 | Joliet | 8,648 | 11,178 | 19,826 |
| 520 | Kankakee | 3,353 | 5,409 | 8,762 |
| 501 | Kaskaskia | 2,340 | 2,979 | 5,319 |
| 523 | Kishwaukee | 3,062 | 3,473 | 6,535 |
| 532 | Lake County | 11,063 | 13,813 | 24,876 |
| 517 | Lake Land | 8,565 | 4,957 | 13,522 |
| 536 | Lewis & Clark | 4,346 | 6,319 | 10,665 |
| 526 | Lincoln Land | 8,310 | 11,515 | 19,825 |
| 530 | Logan | 4,917 | 6,226 | 11,143 |
| 528 | McHenry | 5,061 | 6,345 | 11,406 |
| 524 | Moraine Valley | 11,367 | 13,856 | 25,223 |
| 527 | Morton | 2,899 | 4,216 | 7,115 |
| 535 | Oakton | 11,688 | 17,786 | 29,474 |
| 505 | Parkland | 6,505 | 8,157 | 14,662 |
| 515 | Prairie State | 4,350 | 6,123 | 10,473 |
| 521 | Rend Lake | 6,334 | 3,487 | 9,821 |
| 537 | Richland | 2,912 | 4,137 | 7,049 |
| 511 | Rock Valley | 6,366 | 7,883 | 14,249 |
| 518 | Sandburg | 2,761 | 3,528 | 6,289 |
| 506 | Sauk Valley | 1,608 | 2,457 | 4,065 |
| 531 | Shawnee | 2,022 | 3,046 | 5,068 |
| 510 | South Suburban | 6,088 | 9,219 | 15,307 |
| 533 | Southeastern | 3,421 | 2,269 | 5,690 |
| 522 | Southwestern* | 9,990 | 12,265 | 22,255 |
| 534 | Spoon River | 1,636 | 2,276 | 3,912 |
| 504 | Triton | 13,288 | 20,029 | 33,317 |
| 516 | Waubonsee | 7,463 | 8,767 | 16,230 |
| 539 | Wood | <u>1,771</u> | <u>2,473</u> | <u>4,244</u> |
| | TOTALS | 297,902 | 368,589 | 666,491 |

*Formerly Belleville Area College
SOURCE OF DATA: A1 Record Submission

Illinois Community College Board
Table III-2
SUMMARY OF ANNUAL UNDUPLICATED HEADCOUNT ENROLLMENT
BY PROGRAM CLASSIFICATION
FOR FISCAL YEAR 2001

| Dist. No. | District/College | Bacc/ Transfer | Vocational | Occupational | ABE | ASE | ESL | General Studies | General Associates | Total |
|--------------|------------------|-------------------|------------|--------------|------------|------------|-----------|--------------------|-----------------------|--------------|
| 503 | Black Hawk | 5,312 | 2,349 | 2,869 | 1,316 | 380 | 0 | 53 | 12 | 12,291 |
| 508 | Chicago | (24,429) | (8,603) | (16,783) | (17,576) | (4,615) | (36,423) | (240) | (13,306) | (121,975) |
| | Daley | 5,266 | 981 | 2,250 | 1,292 | 458 | 4,928 | 68 | 547 | 15,790 |
| | Kennedy-King | 1,836 | 842 | 3,920 | 3,580 | 124 | 1,160 | 34 | 290 | 11,786 |
| | Malcolm X | 1,990 | 899 | 1,815 | 6,155 | 829 | 4,807 | 26 | 909 | 17,430 |
| | Olive-Harvey | 3,168 | 1,040 | 997 | 2,684 | 667 | 1,223 | 11 | 727 | 10,517 |
| | Truman | 3,367 | 1,283 | 1,470 | 1,854 | 1,264 | 18,122 | 29 | 2,647 | 30,036 |
| | Washington | 6,783 | 1,369 | 5,095 | 11 | 505 | 73 | 66 | 2,397 | 16,299 |
| | Wilbur Wright | 2,019 | 2,189 | 1,236 | 2,000 | 768 | 6,110 | 6 | 5,789 | 20,117 |
| 507 | Danville | 1,970 | 818 | 1,553 | 278 | 140 | 55 | 0 | 0 | 4,814 |
| 502 | DuPage | 18,180 | 3,471 | 11,047 | 398 | 1,114 | 5,547 | 13,517 | 121 | 53,395 |
| 509 | Elgin | 7,129 | 735 | 5,141 | 531 | 345 | 4,459 | 0 | 496 | 18,836 |
| 512 | Harper | 11,759 | 0 | 7,274 | 217 | 341 | 3,830 | 1,787 | 0 | 25,208 |
| 540 | Heartland | 4,269 | 1,148 | 821 | 294 | 0 | 32 | 0 | 0 | 6,564 |
| 519 | Highland | 1,883 | 1,933 | 1,132 | 376 | 279 | 193 | 992 | 48 | 6,836 |
| 514 | Illinois Central | 7,314 | 11 | 7,328 | 493 | 322 | 84 | 267 | 3,074 | 18,893 |
| 529 | Illinois Eastern | (4,840) | (4,810) | (13,286) | (426) | (274) | (41) | (0) | (551) | (24,228) |
| | Frontier | 1,341 | 4,246 | 628 | 216 | 148 | 24 | 0 | 48 | 6,651 |
| | Lincoln Trail | 888 | 17 | 625 | 154 | 0 | 0 | 0 | 303 | 1,987 |
| | Olney Central | 1,454 | 24 | 1,194 | 54 | 73 | 1 | 0 | 76 | 2,876 |
| | Wabash | 1,157 | 523 | 10,839 | 2 | 53 | 16 | 0 | 124 | 12,714 |
| 513 | Illinois Valley | 2,151 | 0 | 2,427 | 171 | 595 | 96 | 1,295 | 394 | 7,129 |
| 525 | Joliet | 10,392 | 76 | 6,012 | 598 | 771 | 1,354 | 441 | 182 | 19,826 |
| 520 | Kankakee | 2,244 | 1,814 | 2,507 | 742 | 314 | 395 | 540 | 206 | 8,762 |
| 501 | Kaskaskia | 1,612 | 0 | 2,517 | 2 | 549 | 1 | 0 | 638 | 5,319 |
| 523 | Kishwaukee | 3,789 | 14 | 1,389 | 246 | 293 | 684 | 120 | 0 | 6,535 |
| 532 | Lake County | 9,957 | 505 | 9,205 | 1,025 | 281 | 3,051 | 852 | 0 | 24,876 |
| 517 | Lake Land | 5,116 | 3,390 | 3,967 | 184 | 260 | 30 | 0 | 575 | 13,522 |
| 536 | Lewis & Clark | 3,936 | 387 | 5,218 | 224 | 388 | 31 | 157 | 324 | 10,665 |
| 526 | Lincoln Land | 7,176 | 4,540 | 3,357 | 371 | 387 | 371 | 12 | 3,611 | 19,825 |
| 530 | Logan | 5,112 | 1,919 | 3,141 | 417 | 536 | 8 | 0 | 10 | 11,143 |
| 528 | McHenry | 5,292 | 0 | 2,945 | 337 | 445 | 2,263 | 0 | 124 | 11,406 |
| 524 | Moraine Valley | 8,908 | 807 | 11,826 | 418 | 1,280 | 1,984 | 0 | 0 | 25,223 |
| 527 | Morton | 3,176 | 167 | 820 | 627 | 19 | 2,252 | 20 | 34 | 7,115 |
| 535 | Oakton | 11,660 | 8,202 | 5,679 | 984 | 348 | 2,524 | 77 | 0 | 29,474 |
| 505 | Parkland | 7,391 | 834 | 4,762 | 677 | 527 | 108 | 0 | 363 | 14,662 |
| 515 | Prairie State | 5,245 | 304 | 2,867 | 603 | 436 | 913 | 3 | 102 | 10,473 |
| 521 | Rend Lake | 2,833 | 4,231 | 2,323 | 43 | 385 | 6 | 0 | 0 | 9,821 |
| 537 | Richland | 2,918 | 1,200 | 2,209 | 444 | 74 | 0 | 189 | 15 | 7,049 |
| 511 | Rock Valley | 7,420 | 1,996 | 3,484 | 569 | 251 | 496 | 1 | 32 | 14,249 |
| 518 | Sandburg | 2,564 | 1,424 | 1,840 | 42 | 376 | 25 | 4 | 14 | 6,289 |
| 506 | Sauk Valley | 2,194 | 606 | 1,047 | 77 | 94 | 40 | 0 | 7 | 4,065 |
| 531 | Shawnee | 1,379 | 1,767 | 1,009 | 171 | 366 | 16 | 233 | 127 | 5,068 |
| 510 | South Suburban | 4,742 | 2,387 | 5,716 | 720 | 715 | 1,025 | 2 | 0 | 15,307 |
| 533 | Southeastern | 2,581 | 803 | 1,726 | 243 | 114 | 0 | 207 | 16 | 5,690 |
| 522 | Southwestern* | 10,631 | 70 | 9,052 | 1,011 | 1,491 | 0 | 0 | 0 | 22,255 |
| 534 | Spoon River | 1,841 | 689 | 653 | 272 | 215 | 28 | 0 | 214 | 3,912 |
| 504 | Triton | 6,635 | 12,387 | 7,542 | 427 | 944 | 3,650 | 0 | 1,732 | 33,317 |
| 516 | Waubensee | 4,626 | 426 | 4,164 | 647 | 1,090 | 3,774 | 1,025 | 478 | 16,230 |
| 539 | Wood | <u>2,325</u> | <u>4</u> | <u>1,044</u> | <u>164</u> | <u>197</u> | <u>41</u> | <u>469</u> | <u>0</u> | <u>4,244</u> |
| | TOTALS | 232,931 | 74,827 | 177,682 | 34,361 | 21,551 | 75,830 | 22,503 | 26,806 | 666,491 |

*Formerly Belleville Area College

SOURCE OF DATA: A1 Submission

Illinois Community College Board

Table III-3

ANNUAL UNDUPLICATED ENROLLMENT BY ACADEMIC PROGRAM BY COLLEGE
FOR FISCAL YEAR 2001

| Dist. No. | District/College | Ag Bus. & Mgmt. 12 010101 | Ag Bus./Mgmt, Other 12 010199 | Ag Mechanics, Gen. 12 010201 | Ag Mechanics, Other 12 010299 | Ag Production, Gen 12 010301 | Animal Production 12 010302 | Crop Prod Op/Mgmt 12 010304 | Ag/Food Prod Proc 12 010401 | Ag Svcs/Sup. Gen 12 010501 | Horsehandling/Care 12 010507 | Horticulture, General 12 010601 |
|-----------|------------------|---------------------------|-------------------------------|------------------------------|-------------------------------|------------------------------|-----------------------------|-----------------------------|-----------------------------|----------------------------|------------------------------|---------------------------------|
| 503 | Black Hawk | 20 | 0 | 8 | 0 | 34 | 11 | 0 | 0 | 0 | 75 | 46 |
| 508 | Chicago | (0) | (0) | (0) | (0) | (0) | (0) | (0) | (0) | (0) | (0) | (0) |
| | Daley | 0 | 0 | 0 | 0 | 0 | 0 | 0 | 0 | 0 | 0 | 0 |
| | Kennedy-King | 0 | 0 | 0 | 0 | 0 | 0 | 0 | 0 | 0 | 0 | 0 |
| | Malcolm X | 0 | 0 | 0 | 0 | 0 | 0 | 0 | 0 | 0 | 0 | 0 |
| | Olive-Harvey | 0 | 0 | 0 | 0 | 0 | 0 | 0 | 0 | 0 | 0 | 0 |
| | Truman | 0 | 0 | 0 | 0 | 0 | 0 | 0 | 0 | 0 | 0 | 0 |
| | Washington | 0 | 0 | 0 | 0 | 0 | 0 | 0 | 0 | 0 | 0 | 0 |
| | Wilbur Wright | 0 | 0 | 0 | 0 | 0 | 0 | 0 | 0 | 0 | 0 | 0 |
| 507 | Danville | 18 | 0 | 0 | 0 | 0 | 0 | 0 | 0 | 0 | 0 | 0 |
| 502 | DuPage | 0 | 0 | 0 | 0 | 0 | 0 | 0 | 0 | 0 | 0 | 182 |
| 509 | Elgin | 0 | 0 | 0 | 0 | 0 | 0 | 0 | 0 | 0 | 0 | 0 |
| 512 | Harper | 0 | 0 | 0 | 0 | 0 | 0 | 0 | 0 | 0 | 0 | 37 |
| 540 | Heartland | 0 | 0 | 0 | 0 | 0 | 0 | 0 | 0 | 0 | 0 | 0 |
| 519 | Highland | 10 | 0 | 0 | 0 | 12 | 0 | 0 | 0 | 0 | 0 | 0 |
| 514 | Illinois Central | 38 | 0 | 44 | 0 | 0 | 0 | 0 | 0 | 0 | 0 | 144 |
| 529 | Illinois Eastern | (44) | (0) | (0) | (0) | (14) | (0) | (0) | (0) | (0) | (0) | (27) |
| | Frontier | 0 | 0 | 0 | 0 | 0 | 0 | 0 | 0 | 0 | 0 | 0 |
| | Lincoln Trail | 0 | 0 | 0 | 0 | 0 | 0 | 0 | 0 | 0 | 0 | 27 |
| | Olney Central | 0 | 0 | 0 | 0 | 0 | 0 | 0 | 0 | 0 | 0 | 0 |
| | Wabash | 44 | 0 | 0 | 0 | 14 | 0 | 0 | 0 | 0 | 0 | 0 |
| 513 | Illinois Valley | 4 | 0 | 0 | 0 | 0 | 0 | 0 | 0 | 0 | 0 | 0 |
| 525 | Joliet | 29 | 0 | 0 | 0 | 42 | 0 | 0 | 0 | 0 | 0 | 203 |
| 520 | Kankakee | 0 | 0 | 0 | 0 | 0 | 0 | 0 | 0 | 0 | 0 | 0 |
| 501 | Kaskaskia | 44 | 0 | 0 | 0 | 0 | 0 | 0 | 0 | 0 | 0 | 6 |
| 523 | Kishwaukee | 7 | 0 | 47 | 0 | 17 | 0 | 0 | 0 | 0 | 0 | 7 |
| 532 | Lake County | 0 | 0 | 0 | 0 | 0 | 0 | 0 | 0 | 0 | 0 | 1 |
| 517 | Lake Land | 45 | 0 | 46 | 0 | 40 | 4 | 1 | 0 | 0 | 0 | 87 |
| 536 | Lewis & Clark | 15 | 0 | 0 | 0 | 0 | 0 | 0 | 0 | 0 | 0 | 0 |
| 526 | Lincoln Land | 0 | 0 | 0 | 0 | 51 | 0 | 0 | 0 | 0 | 0 | 0 |
| 530 | Logan | 0 | 0 | 0 | 0 | 0 | 0 | 0 | 0 | 0 | 0 | 0 |
| 528 | McHenry | 0 | 0 | 0 | 0 | 0 | 0 | 0 | 0 | 0 | 0 | 48 |
| 524 | Moraine Valley | 0 | 0 | 0 | 0 | 0 | 0 | 0 | 0 | 0 | 0 | 0 |
| 527 | Morton | 0 | 0 | 0 | 0 | 0 | 0 | 0 | 0 | 0 | 0 | 0 |
| 535 | Oakton | 0 | 0 | 0 | 0 | 0 | 0 | 0 | 0 | 0 | 0 | 0 |
| 505 | Parkland | 45 | 8 | 2 | 1 | 0 | 18 | 0 | 0 | 0 | 0 | 0 |
| 515 | Prairie State | 0 | 0 | 0 | 0 | 0 | 0 | 0 | 0 | 0 | 0 | 0 |
| 521 | Rend Lake | 19 | 0 | 40 | 0 | 22 | 0 | 0 | 0 | 0 | 0 | 105 |
| 537 | Richland | 0 | 0 | 0 | 0 | 0 | 0 | 0 | 2 | 5 | 0 | 47 |
| 511 | Rock Valley | 0 | 0 | 0 | 0 | 0 | 0 | 0 | 0 | 0 | 0 | 0 |
| 518 | Sandburg | 0 | 0 | 0 | 0 | 20 | 0 | 0 | 0 | 0 | 0 | 0 |
| 506 | Sauk Valley | 0 | 0 | 0 | 0 | 0 | 0 | 0 | 0 | 0 | 0 | 0 |
| 531 | Shawnee | 5 | 0 | 0 | 0 | 4 | 0 | 0 | 0 | 0 | 0 | 0 |
| 510 | South Suburban | 0 | 0 | 0 | 0 | 0 | 0 | 0 | 0 | 0 | 21 | 0 |
| 533 | Southeastern | 0 | 0 | 0 | 0 | 0 | 0 | 0 | 0 | 0 | 0 | 21 |
| 522 | Southwestern* | 2 | 0 | 0 | 0 | 0 | 0 | 0 | 0 | 0 | 0 | 112 |
| 534 | Spoon River | 0 | 0 | 22 | 0 | 22 | 0 | 0 | 0 | 0 | 0 | 0 |
| 504 | Triton | 0 | 0 | 0 | 0 | 0 | 0 | 0 | 0 | 0 | 0 | 0 |
| 516 | Waubonsee | 0 | 0 | 0 | 0 | 0 | 0 | 0 | 0 | 0 | 0 | 0 |
| 539 | Wood | 50 | 0 | 0 | 0 | 1 | 10 | 0 | 0 | 0 | 0 | 18 |
| | TOTALS | 395 | 8 | 209 | 1 | 279 | 43 | 1 | 2 | 5 | 96 | 1,091 |

*Formerly Belleville Area College

SOURCE OF DATA: Annual Enrollment & Completion Data (A1)



Illinois Community College Board

Table III-3

ANNUAL UNDUPLICATED ENROLLMENT BY ACADEMIC PROGRAM BY COLLEGE
FOR FISCAL YEAR 2001

| Dist. No. | District/College | Arborticulture 12 010602 | Orn. Horticulture 12 010603 | Grmhse Oper/Mgmt 12 010604 | Landscaping 12 010605 | Nursery Oper/Mgmt 12 010606 | Turf Management 12 010607 | Parks/Grounds Mgmt 12 010610 | Agbus/Ag Prod, Othr 12 019999 | Ntrl Rsrces Mgmt/Policy 12 030201 | Frsry Prod/Proc, Gen 12 030401 | Wildlife Mgmt 12 030601 |
|-----------|------------------|--------------------------|-----------------------------|----------------------------|-----------------------|-----------------------------|---------------------------|------------------------------|-------------------------------|-----------------------------------|--------------------------------|-------------------------|
| 503 | Black Hawk | 0 | 0 | 0 | 0 | 0 | 0 | 0 | 178 | 0 | 0 | 0 |
| 508 | Chicago | (0) | (0) | (0) | (0) | (0) | (0) | (0) | (0) | (0) | (0) | (0) |
| | Daley | 0 | 0 | 0 | 0 | 0 | 0 | 0 | 0 | 0 | 0 | 0 |
| | Kennedy-King | 0 | 0 | 0 | 0 | 0 | 0 | 0 | 0 | 0 | 0 | 0 |
| | Malcolm X | 0 | 0 | 0 | 0 | 0 | 0 | 0 | 0 | 0 | 0 | 0 |
| | Olive-Harvey | 0 | 0 | 0 | 0 | 0 | 0 | 0 | 0 | 0 | 0 | 0 |
| | Truman | 0 | 0 | 0 | 0 | 0 | 0 | 0 | 0 | 0 | 0 | 0 |
| | Washington | 0 | 0 | 0 | 0 | 0 | 0 | 0 | 0 | 0 | 0 | 0 |
| | Wilbur Wright | 0 | 0 | 0 | 0 | 0 | 0 | 0 | 0 | 0 | 0 | 0 |
| 507 | Danville | 0 | 11 | 0 | 37 | 0 | 0 | 0 | 0 | 0 | 0 | 0 |
| 502 | DuPage | 0 | 12 | 8 | 44 | 9 | 5 | 0 | 0 | 0 | 0 | 0 |
| 509 | Elgin | 0 | 0 | 0 | 0 | 0 | 0 | 0 | 0 | 0 | 0 | 0 |
| 512 | Harper | 2 | 29 | 0 | 6 | 0 | 0 | 13 | 0 | 0 | 0 | 0 |
| 540 | Heartland | 0 | 0 | 0 | 0 | 0 | 0 | 0 | 0 | 0 | 0 | 0 |
| 519 | Highland | 0 | 0 | 0 | 0 | 0 | 0 | 0 | 0 | 0 | 0 | 0 |
| 514 | Illinois Central | 0 | 0 | 0 | 11 | 0 | 3 | 0 | 16 | 0 | 0 | 0 |
| 529 | Illinois Eastern | (0) | (0) | (0) | (0) | (0) | (0) | (0) | (1) | (0) | (0) | (0) |
| | Frontier | 0 | 0 | 0 | 0 | 0 | 0 | 0 | 0 | 0 | 0 | 0 |
| | Lincoln Trail | 0 | 0 | 0 | 0 | 0 | 0 | 0 | 0 | 0 | 0 | 0 |
| | Olney Central | 0 | 0 | 0 | 0 | 0 | 0 | 0 | 0 | 0 | 0 | 0 |
| | Wabash | 0 | 0 | 0 | 0 | 0 | 0 | 0 | 1 | 0 | 0 | 0 |
| 513 | Illinois Valley | 0 | 0 | 0 | 0 | 0 | 0 | 0 | 1 | 0 | 0 | 0 |
| 525 | Joliet | 0 | 11 | 1 | 2 | 2 | 4 | 0 | 3 | 0 | 0 | 0 |
| 520 | Kankakee | 0 | 0 | 0 | 0 | 0 | 0 | 0 | 0 | 0 | 0 | 0 |
| 501 | Kaskaskia | 0 | 0 | 0 | 0 | 0 | 0 | 0 | 3 | 0 | 0 | 0 |
| 523 | Kishwaukee | 0 | 15 | 18 | 41 | 3 | 21 | 0 | 23 | 0 | 0 | 0 |
| 532 | Lake County | 4 | 21 | 0 | 76 | 0 | 38 | 0 | 39 | 2 | 0 | 0 |
| 517 | Lake Land | 0 | 0 | 0 | 0 | 0 | 0 | 0 | 0 | 0 | 0 | 0 |
| 536 | Lewis & Clark | 0 | 0 | 0 | 0 | 0 | 17 | 0 | 34 | 0 | 0 | 0 |
| 526 | Lincoln Land | 0 | 0 | 0 | 25 | 0 | 0 | 0 | 0 | 0 | 0 | 0 |
| 530 | Logan | 0 | 0 | 0 | 0 | 0 | 0 | 0 | 0 | 0 | 0 | 0 |
| 528 | McHenry | 0 | 8 | 0 | 9 | 0 | 0 | 0 | 48 | 0 | 0 | 0 |
| 524 | Moraine Valley | 0 | 0 | 0 | 0 | 0 | 0 | 0 | 0 | 0 | 0 | 0 |
| 527 | Morton | 0 | 0 | 0 | 0 | 0 | 0 | 0 | 0 | 0 | 0 | 0 |
| 535 | Oakton | 0 | 0 | 0 | 0 | 0 | 0 | 0 | 0 | 0 | 0 | 0 |
| 505 | Parkland | 0 | 0 | 0 | 14 | 0 | 0 | 0 | 33 | 0 | 0 | 0 |
| 515 | Prairie State | 0 | 0 | 0 | 0 | 0 | 0 | 0 | 0 | 0 | 0 | 0 |
| 521 | Rend Lake | 0 | 0 | 0 | 0 | 0 | 0 | 0 | 7 | 0 | 0 | 0 |
| 537 | Richland | 0 | 0 | 0 | 0 | 0 | 0 | 0 | 13 | 0 | 0 | 0 |
| 511 | Rock Valley | 0 | 0 | 0 | 0 | 0 | 0 | 0 | 0 | 0 | 0 | 0 |
| 518 | Sandburg | 0 | 0 | 0 | 0 | 0 | 0 | 0 | 0 | 0 | 0 | 0 |
| 506 | Sauk Valley | 0 | 0 | 0 | 0 | 0 | 0 | 0 | 0 | 0 | 0 | 0 |
| 531 | Shawnee | 0 | 0 | 0 | 0 | 0 | 0 | 0 | 0 | 0 | 0 | 7 |
| 510 | South Suburban | 0 | 0 | 0 | 0 | 0 | 0 | 0 | 9 | 0 | 0 | 0 |
| 533 | Southeastern | 5 | 0 | 0 | 0 | 0 | 0 | 0 | 0 | 0 | 34 | 50 |
| 522 | Southwestern* | 0 | 0 | 0 | 0 | 0 | 0 | 0 | 14 | 0 | 0 | 0 |
| 534 | Spoon River | 0 | 0 | 0 | 0 | 0 | 0 | 0 | 1 | 0 | 0 | 0 |
| 504 | Triton | 0 | 0 | 24 | 43 | 0 | 0 | 0 | 30 | 0 | 0 | 0 |
| 516 | Waubonsee | 0 | 0 | 0 | 0 | 0 | 0 | 0 | 0 | 0 | 0 | 0 |
| 539 | Wood | 0 | 0 | 0 | 0 | 0 | 0 | 0 | 10 | 0 | 0 | 0 |
| | TOTALS | 11 | 107 | 51 | 308 | 14 | 88 | 13 | 463 | 2 | 34 | 57 |

*Formerly Belleville Area College

SOURCE OF DATA: Annual Enrollment & Completion Data (A1)

Illinois Community College Board
Table III-3
ANNUAL UNDUPLICATED ENROLLMENT BY ACADEMIC PROGRAM BY COLLEGE
FOR FISCAL YEAR 2001

| Dist. No. | District/College | Fashion Merch 12 080102 | Entrepreneurship 12 080301 | Fin Svcs Mktg, Gen 12 080401 | Industrial Marketing 12 080702 | Retailing 12 080705 | Gen Mktg/Sales 12 080706 | Gen Mktg Op 12 080708 | Distribution Op, Gen 12 080709 | Mktg-Rec Svcs 12 080903 | Insurance Marketing 12 081001 | Travel Svcs Mktg 12 081105 |
|-----------|------------------|-------------------------|----------------------------|------------------------------|--------------------------------|---------------------|--------------------------|-----------------------|--------------------------------|-------------------------|-------------------------------|----------------------------|
| 503 | Black Hawk | 0 | 0 | 0 | 0 | 134 | 0 | 0 | 0 | 0 | 0 | 0 |
| 508 | Chicago | (0) | (0) | (0) | (0) | (0) | (3) | (0) | (0) | (0) | (0) | (5) |
| | Daley | 0 | 0 | 0 | 0 | 0 | 0 | 0 | 0 | 0 | 0 | 1 |
| | Kennedy-King | 0 | 0 | 0 | 0 | 0 | 0 | 0 | 0 | 0 | 0 | 0 |
| | Malcolm X | 0 | 0 | 0 | 0 | 0 | 0 | 0 | 0 | 0 | 0 | 0 |
| | Olive-Harvey | 0 | 0 | 0 | 0 | 0 | 3 | 0 | 0 | 0 | 0 | 0 |
| | Truman | 0 | 0 | 0 | 0 | 0 | 0 | 0 | 0 | 0 | 0 | 0 |
| | Washington | 0 | 0 | 0 | 0 | 0 | 0 | 0 | 0 | 0 | 0 | 4 |
| | Wilbur Wright | 0 | 0 | 0 | 0 | 0 | 0 | 0 | 0 | 0 | 0 | 0 |
| 507 | Danville | 0 | 0 | 0 | 0 | 0 | 96 | 0 | 0 | 0 | 0 | 0 |
| 502 | DuPage | 77 | 12 | 0 | 0 | 0 | 162 | 0 | 30 | 0 | 0 | 339 |
| 509 | Elgin | 0 | 0 | 0 | 0 | 6 | 7 | 0 | 0 | 0 | 0 | 97 |
| 512 | Harper | 68 | 0 | 0 | 2 | 0 | 272 | 0 | 88 | 0 | 8 | 0 |
| 540 | Heartland | 0 | 0 | 0 | 0 | 0 | 0 | 0 | 0 | 0 | 5 | 0 |
| 519 | Highland | 0 | 0 | 0 | 0 | 0 | 1 | 0 | 0 | 0 | 0 | 0 |
| 514 | Illinois Central | 0 | 0 | 0 | 0 | 0 | 63 | 0 | 2 | 0 | 0 | 9 |
| 529 | Illinois Eastern | (0) | (0) | (0) | (0) | (70) | (0) | (0) | (0) | (0) | (0) | (0) |
| | Frontier | 0 | 0 | 0 | 0 | 1 | 0 | 0 | 0 | 0 | 0 | 0 |
| | Lincoln Trail | 0 | 0 | 0 | 0 | 0 | 0 | 0 | 0 | 0 | 0 | 0 |
| | Olney Central | 0 | 0 | 0 | 0 | 0 | 0 | 0 | 0 | 0 | 0 | 0 |
| | Wabash | 0 | 0 | 0 | 0 | 69 | 0 | 0 | 0 | 0 | 0 | 0 |
| 513 | Illinois Valley | 0 | 0 | 0 | 0 | 0 | 21 | 0 | 0 | 0 | 0 | 0 |
| 525 | Joliet | 48 | 0 | 0 | 0 | 11 | 85 | 0 | 0 | 0 | 0 | 0 |
| 520 | Kankakee | 0 | 0 | 0 | 0 | 0 | 0 | 0 | 0 | 0 | 0 | 0 |
| 501 | Kaskaskia | 0 | 0 | 0 | 0 | 2 | 0 | 0 | 0 | 0 | 0 | 0 |
| 523 | Kishwaukee | 0 | 0 | 0 | 0 | 1 | 0 | 0 | 0 | 0 | 0 | 0 |
| 532 | Lake County | 0 | 0 | 0 | 0 | 116 | 107 | 0 | 0 | 0 | 0 | 0 |
| 517 | Lake Land | 0 | 2 | 0 | 0 | 93 | 25 | 0 | 0 | 0 | 0 | 0 |
| 536 | Lewis & Clark | 0 | 0 | 0 | 0 | 0 | 6 | 0 | 0 | 0 | 0 | 0 |
| 526 | Lincoln Land | 0 | 0 | 0 | 0 | 0 | 11 | 0 | 0 | 0 | 0 | 0 |
| 530 | Logan | 17 | 0 | 0 | 0 | 0 | 43 | 0 | 0 | 0 | 0 | 12 |
| 528 | McHenry | 0 | 0 | 0 | 0 | 2 | 21 | 0 | 0 | 0 | 0 | 0 |
| 524 | Moraine Valley | 0 | 0 | 0 | 0 | 85 | 5 | 0 | 0 | 24 | 0 | 130 |
| 527 | Morton | 0 | 0 | 0 | 0 | 0 | 1 | 0 | 0 | 0 | 0 | 0 |
| 535 | Oakton | 0 | 0 | 0 | 0 | 12 | 21 | 10 | 43 | 0 | 0 | 0 |
| 505 | Parkland | 0 | 0 | 0 | 0 | 0 | 50 | 0 | 0 | 0 | 0 | 19 |
| 515 | Prairie State | 0 | 0 | 0 | 0 | 0 | 0 | 0 | 0 | 0 | 0 | 0 |
| 521 | Rend Lake | 0 | 0 | 0 | 0 | 0 | 0 | 0 | 0 | 0 | 0 | 0 |
| 537 | Richland | 0 | 0 | 0 | 0 | 0 | 0 | 0 | 0 | 0 | 0 | 0 |
| 511 | Rock Valley | 0 | 0 | 2 | 0 | 0 | 40 | 0 | 0 | 0 | 0 | 0 |
| 518 | Sandburg | 0 | 0 | 0 | 0 | 0 | 27 | 0 | 0 | 0 | 0 | 0 |
| 506 | Sauk Valley | 0 | 0 | 0 | 0 | 0 | 22 | 0 | 0 | 0 | 0 | 0 |
| 531 | Shawnee | 0 | 0 | 0 | 0 | 0 | 0 | 0 | 0 | 0 | 0 | 0 |
| 510 | South Suburban | 22 | 7 | 0 | 0 | 0 | 36 | 0 | 0 | 0 | 0 | 0 |
| 533 | Southeastern | 0 | 0 | 0 | 0 | 0 | 0 | 0 | 0 | 0 | 0 | 0 |
| 522 | Southwestern* | 0 | 0 | 0 | 0 | 0 | 72 | 3 | 0 | 0 | 0 | 0 |
| 534 | Spoon River | 0 | 0 | 0 | 0 | 0 | 0 | 0 | 0 | 0 | 0 | 0 |
| 504 | Triton | 0 | 0 | 15 | 0 | 0 | 78 | 0 | 27 | 0 | 0 | 0 |
| 516 | Waubonsee | 7 | 0 | 0 | 0 | 60 | 0 | 20 | 0 | 0 | 0 | 24 |
| 539 | Wood | 0 | 0 | 0 | 0 | 0 | 7 | 0 | 0 | 0 | 0 | 0 |
| | TOTALS | 239 | 21 | 17 | 2 | 592 | 1,282 | 33 | 190 | 24 | 13 | 635 |

*Formerly Belleville Area College

SOURCE OF DATA: Annual Enrollment & Completion Data (A1)

Illinois Community College Board

Table III-3

ANNUAL UNDUPLICATED ENROLLMENT BY ACADEMIC PROGRAM BY COLLEGE
FOR FISCAL YEAR 2001

| Dist. No. | District/College | Mktg/Distrib, Other 12 089999 | Print Journalism 12 090401 | Radio/TV, Gen 12 090701 | Ed Media Tech 12 100101 | Radio/TV Prod 12 100104 | Voc Media Enrollees 12 109999 | Funeral Services 12 120301 | Cosmetology 12 120403 | Massage 12 120405 | Nail Technology 12 120410 | Baker/Pastry Chef 12 120501 |
|-----------|------------------|-------------------------------|----------------------------|-------------------------|-------------------------|-------------------------|-------------------------------|----------------------------|-----------------------|-------------------|---------------------------|-----------------------------|
| 503 | Black Hawk | 0 | 0 | 0 | 0 | 17 | 0 | 0 | 0 | 0 | 0 | 0 |
| 508 | Chicago | (0) | (0) | (105) | (0) | (0) | (0) | (70) | (331) | (0) | (0) | (26) |
| | Daley | 0 | 0 | 0 | 0 | 0 | 0 | 0 | 0 | 0 | 0 | 0 |
| | Kennedy-King | 0 | 0 | 105 | 0 | 0 | 0 | 0 | 0 | 0 | 0 | 26 |
| | Malcolm X | 0 | 0 | 0 | 0 | 0 | 0 | 70 | 0 | 0 | 0 | 0 |
| | Olive-Harvey | 0 | 0 | 0 | 0 | 0 | 0 | 0 | 0 | 0 | 0 | 0 |
| | Truman | 0 | 0 | 0 | 0 | 0 | 0 | 0 | 331 | 0 | 0 | 0 |
| | Washington | 0 | 0 | 0 | 0 | 0 | 0 | 0 | 0 | 0 | 0 | 0 |
| | Wilbur Wright | 0 | 0 | 0 | 0 | 0 | 0 | 0 | 0 | 0 | 0 | 0 |
| 507 | Danville | 20 | 0 | 0 | 0 | 0 | 0 | 0 | 62 | 0 | 0 | 0 |
| 502 | DuPage | 0 | 0 | 0 | 240 | 0 | 0 | 0 | 0 | 89 | 0 | 11 |
| 509 | Elgin | 2 | 0 | 0 | 0 | 0 | 0 | 0 | 0 | 0 | 0 | 4 |
| 512 | Harper | 0 | 113 | 0 | 0 | 0 | 0 | 0 | 0 | 0 | 0 | 5 |
| 540 | Heartland | 0 | 0 | 0 | 0 | 0 | 0 | 0 | 0 | 0 | 0 | 0 |
| 519 | Highland | 0 | 0 | 0 | 0 | 0 | 0 | 0 | 43 | 0 | 0 | 0 |
| 514 | Illinois Central | 156 | 0 | 0 | 0 | 0 | 0 | 0 | 0 | 0 | 0 | 0 |
| 529 | Illinois Eastern | (0) | (0) | (0) | (0) | (22) | (0) | (0) | (45) | (0) | (0) | (0) |
| | Frontier | 0 | 0 | 0 | 0 | 0 | 0 | 0 | 0 | 0 | 0 | 0 |
| | Lincoln Trail | 0 | 0 | 0 | 0 | 0 | 0 | 0 | 0 | 0 | 0 | 0 |
| | Olney Central | 0 | 0 | 0 | 0 | 0 | 0 | 0 | 45 | 0 | 0 | 0 |
| | Wabash | 0 | 0 | 0 | 0 | 22 | 0 | 0 | 0 | 0 | 0 | 0 |
| 513 | Illinois Valley | 1 | 0 | 0 | 0 | 0 | 0 | 0 | 0 | 22 | 0 | 0 |
| 525 | Joliet | 0 | 0 | 0 | 0 | 0 | 0 | 0 | 0 | 0 | 0 | 0 |
| 520 | Kankakee | 3 | 0 | 0 | 0 | 0 | 0 | 0 | 0 | 0 | 0 | 0 |
| 501 | Kaskaskia | 1 | 0 | 0 | 0 | 0 | 0 | 0 | 89 | 0 | 3 | 0 |
| 523 | Kishwaukee | 2 | 0 | 0 | 0 | 0 | 0 | 0 | 0 | 82 | 0 | 0 |
| 532 | Lake County | 0 | 0 | 0 | 0 | 0 | 79 | 0 | 0 | 0 | 0 | 0 |
| 517 | Lake Land | 0 | 0 | 42 | 0 | 0 | 0 | 0 | 153 | 0 | 0 | 0 |
| 536 | Lewis & Clark | 2 | 0 | 74 | 0 | 0 | 0 | 0 | 0 | 0 | 0 | 0 |
| 526 | Lincoln Land | 0 | 0 | 0 | 0 | 0 | 0 | 0 | 0 | 0 | 0 | 0 |
| 530 | Logan | 0 | 0 | 0 | 0 | 0 | 0 | 0 | 85 | 0 | 0 | 0 |
| 528 | McHenry | 103 | 0 | 0 | 0 | 0 | 0 | 0 | 0 | 0 | 0 | 0 |
| 524 | Moraine Valley | 0 | 0 | 0 | 0 | 0 | 37 | 0 | 0 | 0 | 0 | 3 |
| 527 | Morton | 0 | 0 | 0 | 0 | 0 | 0 | 0 | 0 | 16 | 0 | 0 |
| 535 | Oakton | 0 | 0 | 0 | 0 | 0 | 0 | 0 | 0 | 0 | 0 | 0 |
| 505 | Parkland | 8 | 0 | 44 | 0 | 6 | 12 | 0 | 0 | 0 | 0 | 0 |
| 515 | Prairie State | 0 | 0 | 0 | 0 | 0 | 0 | 0 | 0 | 0 | 0 | 0 |
| 521 | Rend Lake | 14 | 0 | 0 | 0 | 0 | 0 | 0 | 0 | 13 | 0 | 0 |
| 537 | Richland | 5 | 0 | 0 | 0 | 0 | 0 | 0 | 0 | 0 | 0 | 0 |
| 511 | Rock Valley | 0 | 0 | 0 | 0 | 0 | 0 | 0 | 0 | 0 | 0 | 0 |
| 518 | Sandburg | 0 | 0 | 0 | 0 | 0 | 0 | 34 | 58 | 0 | 7 | 0 |
| 506 | Sauk Valley | 0 | 0 | 0 | 0 | 0 | 0 | 0 | 0 | 0 | 0 | 0 |
| 531 | Shawnee | 0 | 0 | 0 | 0 | 0 | 0 | 0 | 29 | 1 | 0 | 0 |
| 510 | South Suburban | 1 | 0 | 0 | 0 | 0 | 0 | 0 | 0 | 0 | 0 | 0 |
| 533 | Southeastern | 0 | 0 | 0 | 0 | 0 | 0 | 0 | 78 | 0 | 0 | 0 |
| 522 | Southwestern* | 15 | 0 | 0 | 0 | 0 | 0 | 0 | 85 | 113 | 0 | 0 |
| 534 | Spoon River | 0 | 0 | 0 | 0 | 0 | 0 | 0 | 0 | 0 | 0 | 0 |
| 504 | Triton | 5 | 0 | 0 | 0 | 0 | 2 | 0 | 0 | 0 | 0 | 0 |
| 516 | Waubonsee | 0 | 0 | 0 | 0 | 0 | 0 | 0 | 0 | 115 | 0 | 0 |
| 539 | Wood | 0 | 0 | 0 | 0 | 11 | 0 | 0 | 0 | 0 | 0 | 0 |
| | TOTALS | 338 | 113 | 265 | 240 | 56 | 130 | 104 | 1,058 | 451 | 10 | 49 |

*Formerly Belleville Area College

SOURCE OF DATA: Annual Enrollment & Completion Data (A1)

Illinois Community College Board
Table III-3
ANNUAL UNDUPLICATED ENROLLMENT BY ACADEMIC PROGRAM BY COLLEGE
FOR FISCAL YEAR 2001

| Dist. No. | District/College | Cul Arts/Chef/Tmg 12 120503 | Restaurant Op Mngr 12 120504 | Cook/Asst Training 12 120505 | Teaching ESL 12 131401 | Teacher Asst/Aide 12 131501 | Civil Technology 12 150201 | Computer Tech 12 150301 | Electronic Tech 12 150303 | Telecom Elec Tech 12 150310 | Elec Eng Tech, Other 12 150399 | Biomed Equip Tech 12 150401 |
|-----------|------------------|-----------------------------|------------------------------|------------------------------|------------------------|-----------------------------|----------------------------|-------------------------|---------------------------|-----------------------------|--------------------------------|-----------------------------|
| 503 | Black Hawk | 18 | 24 | 0 | 0 | 0 | 9 | 0 | 0 | 0 | 0 | 0 |
| 508 | Chicago | (180) | (2) | (0) | (0) | (81) | (0) | (0) | (23) | (0) | (0) | (0) |
| | Daley | 0 | 0 | 0 | 0 | 0 | 0 | 0 | 0 | 0 | 0 | 0 |
| | Kennedy-King | 180 | 2 | 0 | 0 | 25 | 0 | 0 | 0 | 0 | 0 | 0 |
| | Malcolm X | 0 | 0 | 0 | 0 | 38 | 0 | 0 | 0 | 0 | 0 | 0 |
| | Olive-Harvey | 0 | 0 | 0 | 0 | 0 | 0 | 0 | 0 | 0 | 0 | 0 |
| | Truman | 0 | 0 | 0 | 0 | 0 | 0 | 0 | 23 | 0 | 0 | 0 |
| | Washington | 0 | 0 | 0 | 0 | 18 | 0 | 0 | 0 | 0 | 0 | 0 |
| | Wilbur Wright | 0 | 0 | 0 | 0 | 0 | 0 | 0 | 0 | 0 | 0 | 0 |
| 507 | Danville | 0 | 0 | 0 | 0 | 17 | 0 | 0 | 0 | 0 | 0 | 0 |
| 502 | DuPage | 130 | 110 | 0 | 0 | 0 | 0 | 0 | 186 | 0 | 0 | 0 |
| 509 | Elgin | 289 | 17 | 0 | 0 | 13 | 0 | 0 | 84 | 0 | 0 | 0 |
| 512 | Harper | 21 | 70 | 0 | 0 | 0 | 0 | 0 | 139 | 0 | 0 | 0 |
| 540 | Heartland | 0 | 0 | 0 | 0 | 0 | 0 | 0 | 18 | 0 | 13 | 0 |
| 519 | Highland | 0 | 0 | 0 | 0 | 0 | 0 | 0 | 2 | 0 | 0 | 0 |
| 514 | Illinois Central | 93 | 0 | 0 | 0 | 0 | 0 | 0 | 177 | 0 | 0 | 0 |
| 529 | Illinois Eastern | (30) | (0) | (0) | (0) | (35) | (0) | (0) | (32) | (137) | (0) | (0) |
| | Frontier | 0 | 0 | 0 | 0 | 24 | 0 | 0 | 0 | 0 | 0 | 0 |
| | Lincoln Trail | 30 | 0 | 0 | 0 | 10 | 0 | 0 | 0 | 136 | 0 | 0 |
| | Olney Central | 0 | 0 | 0 | 0 | 1 | 0 | 0 | 0 | 1 | 0 | 0 |
| | Wabash | 0 | 0 | 0 | 0 | 0 | 0 | 0 | 32 | 0 | 0 | 0 |
| 513 | Illinois Valley | 31 | 0 | 0 | 0 | 0 | 0 | 0 | 54 | 0 | 0 | 0 |
| 525 | Joliet | 218 | 44 | 0 | 0 | 40 | 0 | 0 | 165 | 0 | 0 | 0 |
| 520 | Kankakee | 0 | 0 | 0 | 0 | 40 | 0 | 0 | 48 | 0 | 0 | 0 |
| 501 | Kaskaskia | 2 | 0 | 0 | 0 | 28 | 0 | 0 | 30 | 0 | 0 | 0 |
| 523 | Kishwaukee | 0 | 0 | 0 | 0 | 0 | 0 | 0 | 35 | 0 | 0 | 0 |
| 532 | Lake County | 17 | 132 | 0 | 0 | 45 | 23 | 0 | 162 | 0 | 0 | 0 |
| 517 | Lake Land | 80 | 0 | 0 | 0 | 0 | 116 | 14 | 47 | 45 | 0 | 0 |
| 536 | Lewis & Clark | 0 | 24 | 0 | 0 | 54 | 0 | 0 | 0 | 0 | 0 | 0 |
| 526 | Lincoln Land | 0 | 2 | 0 | 0 | 37 | 0 | 0 | 59 | 0 | 0 | 0 |
| 530 | Logan | 0 | 0 | 0 | 0 | 10 | 0 | 13 | 118 | 0 | 0 | 0 |
| 528 | McHenry | 0 | 0 | 0 | 0 | 0 | 0 | 0 | 84 | 0 | 0 | 0 |
| 524 | Moraine Valley | 0 | 124 | 0 | 0 | 159 | 0 | 35 | 28 | 0 | 0 | 0 |
| 527 | Morton | 0 | 0 | 0 | 0 | 0 | 0 | 0 | 0 | 2 | 0 | 0 |
| 535 | Oakton | 0 | 30 | 0 | 0 | 0 | 0 | 0 | 121 | 0 | 0 | 2 |
| 505 | Parkland | 0 | 30 | 0 | 10 | 0 | 0 | 0 | 41 | 1 | 0 | 4 |
| 515 | Prairie State | 0 | 0 | 0 | 0 | 15 | 0 | 0 | 15 | 0 | 0 | 0 |
| 521 | Rend Lake | 130 | 0 | 0 | 0 | 0 | 0 | 170 | 34 | 0 | 0 | 0 |
| 537 | Richland | 0 | 31 | 29 | 0 | 0 | 0 | 0 | 0 | 0 | 0 | 8 |
| 511 | Rock Valley | 0 | 0 | 0 | 0 | 1 | 0 | 0 | 164 | 0 | 0 | 0 |
| 518 | Sandburg | 0 | 0 | 0 | 0 | 0 | 0 | 0 | 58 | 0 | 0 | 0 |
| 506 | Sauk Valley | 0 | 0 | 0 | 0 | 0 | 0 | 0 | 44 | 0 | 0 | 0 |
| 531 | Shawnee | 30 | 3 | 0 | 0 | 31 | 0 | 0 | 15 | 0 | 0 | 0 |
| 510 | South Suburban | 0 | 0 | 0 | 0 | 40 | 0 | 0 | 78 | 0 | 0 | 17 |
| 533 | Southeastern | 78 | 0 | 0 | 0 | 0 | 0 | 0 | 0 | 0 | 0 | 0 |
| 522 | Southwestern* | 14 | 80 | 0 | 0 | 0 | 0 | 0 | 6 | 0 | 0 | 0 |
| 534 | Spoon River | 0 | 0 | 0 | 0 | 0 | 0 | 0 | 38 | 0 | 0 | 0 |
| 504 | Triton | 108 | 28 | 0 | 0 | 6 | 0 | 0 | 72 | 0 | 0 | 0 |
| 516 | Waubonsec | 0 | 0 | 0 | 0 | 0 | 0 | 0 | 59 | 1 | 0 | 0 |
| 539 | Wood | 0 | 18 | 0 | 0 | 0 | 0 | 0 | 23 | 0 | 0 | 0 |
| | TOTALS | 1,469 | 769 | 29 | 10 | 652 | 148 | 232 | 2,259 | 186 | 13 | 31 |

*Formerly Belleville Area College

SOURCE OF DATA: Annual Enrollment & Completion Data (A1)

Illinois Community College Board

Table III-3

ANNUAL UNDUPLICATED ENROLLMENT BY ACADEMIC PROGRAM BY COLLEGE
FOR FISCAL YEAR 2001

| Dist. No. | District/College | Comp Svc Tech 12 150402 | Electromech Tech 12 150403 | Instr Tech 12 150404 | Robotics Tech 12 150405 | Fluid Power Tech 12 150410 | Automid Manuf Tech 12 150411 | Water/Wastewr Tech 12 150506 | Envir/Pollution Tech 12 150507 | Industrial Tech 12 150603 | Plastic Technology 12 150607 | Metallurgy Tech 12 150611 |
|-----------|------------------|-------------------------|----------------------------|----------------------|-------------------------|----------------------------|------------------------------|------------------------------|--------------------------------|---------------------------|------------------------------|---------------------------|
| 503 | Black Hawk | 0 | 41 | 7 | 30 | 0 | 5 | 0 | 4 | 46 | 0 | 0 |
| 508 | Chicago | (44) | (0) | (0) | (0) | (0) | (0) | (0) | (12) | (0) | (0) | (0) |
| | Daley | 0 | 0 | 0 | 0 | 0 | 0 | 0 | 0 | 0 | 0 | 0 |
| | Kennedy-King | 0 | 0 | 0 | 0 | 0 | 0 | 0 | 0 | 0 | 0 | 0 |
| | Malcolm X | 0 | 0 | 0 | 0 | 0 | 0 | 0 | 0 | 0 | 0 | 0 |
| | Olive-Harvey | 44 | 0 | 0 | 0 | 0 | 0 | 0 | 0 | 0 | 0 | 0 |
| | Truman | 0 | 0 | 0 | 0 | 0 | 0 | 0 | 0 | 0 | 0 | 0 |
| | Washington | 0 | 0 | 0 | 0 | 0 | 0 | 0 | 0 | 0 | 0 | 0 |
| | Wilbur Wright | 0 | 0 | 0 | 0 | 0 | 0 | 0 | 12 | 0 | 0 | 0 |
| 507 | Danville | 0 | 0 | 0 | 0 | 0 | 0 | 0 | 0 | 32 | 0 | 0 |
| 502 | DuPage | 392 | 0 | 0 | 16 | 0 | 22 | 0 | 0 | 163 | 4 | 0 |
| 509 | Elgin | 0 | 0 | 0 | 0 | 0 | 22 | 0 | 0 | 0 | 54 | 61 |
| 512 | Harper | 4 | 7 | 0 | 0 | 0 | 25 | 0 | 0 | 10 | 0 | 0 |
| 540 | Heartland | 0 | 0 | 0 | 0 | 0 | 8 | 0 | 0 | 0 | 0 | 0 |
| 519 | Highland | 0 | 0 | 0 | 0 | 0 | 0 | 0 | 0 | 147 | 0 | 0 |
| 514 | Illinois Central | 0 | 0 | 0 | 82 | 0 | 0 | 9 | 0 | 103 | 0 | 0 |
| 529 | Illinois Eastern | (0) | (0) | (0) | (0) | (0) | (0) | (0) | (0) | (15) | (0) | (0) |
| | Frontier | 0 | 0 | 0 | 0 | 0 | 0 | 0 | 0 | 0 | 0 | 0 |
| | Lincoln Trail | 0 | 0 | 0 | 0 | 0 | 0 | 0 | 0 | 0 | 0 | 0 |
| | Olney Central | 0 | 0 | 0 | 0 | 0 | 0 | 0 | 0 | 0 | 0 | 0 |
| | Wabash | 0 | 0 | 0 | 0 | 0 | 0 | 0 | 0 | 15 | 0 | 0 |
| 513 | Illinois Valley | 0 | 0 | 0 | 0 | 0 | 14 | 0 | 0 | 0 | 1 | 0 |
| 525 | Joliet | 0 | 0 | 0 | 0 | 0 | 0 | 3 | 0 | 78 | 0 | 0 |
| 520 | Kankakee | 0 | 0 | 0 | 0 | 0 | 0 | 0 | 0 | 3 | 0 | 0 |
| 501 | Kaskaskia | 0 | 0 | 0 | 0 | 0 | 0 | 0 | 0 | 0 | 0 | 0 |
| 523 | Kishwaukee | 0 | 0 | 0 | 0 | 0 | 19 | 0 | 0 | 0 | 0 | 0 |
| 532 | Lake County | 0 | 9 | 0 | 0 | 0 | 16 | 16 | 0 | 0 | 0 | 0 |
| 517 | Lake Land | 0 | 32 | 0 | 0 | 0 | 0 | 7 | 0 | 0 | 0 | 0 |
| 536 | Lewis & Clark | 0 | 0 | 0 | 0 | 0 | 0 | 0 | 0 | 8 | 0 | 0 |
| 526 | Lincoln Land | 0 | 0 | 0 | 0 | 0 | 0 | 0 | 0 | 0 | 0 | 0 |
| 530 | Logan | 0 | 0 | 0 | 0 | 0 | 20 | 0 | 0 | 0 | 0 | 0 |
| 528 | McHenry | 0 | 0 | 0 | 0 | 0 | 0 | 0 | 0 | 0 | 16 | 0 |
| 524 | Moraine Valley | 0 | 0 | 64 | 0 | 0 | 11 | 0 | 0 | 0 | 0 | 2 |
| 527 | Morton | 0 | 0 | 0 | 0 | 0 | 0 | 0 | 0 | 0 | 0 | 0 |
| 535 | Oakton | 28 | 0 | 0 | 0 | 0 | 123 | 0 | 0 | 0 | 0 | 0 |
| 505 | Parkland | 31 | 0 | 0 | 0 | 0 | 0 | 0 | 0 | 54 | 0 | 0 |
| 515 | Prairie State | 0 | 0 | 0 | 0 | 0 | 0 | 0 | 0 | 32 | 0 | 0 |
| 521 | Rend Lake | 0 | 0 | 0 | 0 | 0 | 0 | 0 | 0 | 3 | 0 | 0 |
| 537 | Richland | 0 | 0 | 0 | 0 | 0 | 18 | 0 | 0 | 9 | 0 | 0 |
| 511 | Rock Valley | 0 | 0 | 0 | 0 | 3 | 0 | 0 | 0 | 112 | 0 | 0 |
| 518 | Sandburg | 0 | 0 | 0 | 0 | 0 | 0 | 0 | 0 | 30 | 0 | 0 |
| 506 | Sauk Valley | 0 | 0 | 0 | 0 | 0 | 0 | 0 | 0 | 3 | 0 | 0 |
| 531 | Shawnee | 0 | 0 | 0 | 0 | 0 | 0 | 0 | 0 | 0 | 0 | 0 |
| 510 | South Suburban | 0 | 0 | 0 | 0 | 0 | 8 | 0 | 0 | 0 | 0 | 0 |
| 533 | Southeastern | 0 | 0 | 0 | 0 | 0 | 0 | 0 | 0 | 0 | 0 | 0 |
| 522 | Southwestern* | 0 | 0 | 0 | 0 | 0 | 0 | 0 | 0 | 34 | 0 | 0 |
| 534 | Spoon River | 0 | 0 | 0 | 0 | 0 | 0 | 0 | 0 | 0 | 0 | 0 |
| 504 | Triton | 98 | 0 | 0 | 2 | 0 | 77 | 0 | 0 | 0 | 3 | 18 |
| 516 | Waubonsee | 0 | 0 | 0 | 12 | 0 | 3 | 4 | 0 | 0 | 0 | 0 |
| 539 | Wood | 0 | 0 | 0 | 0 | 0 | 0 | 0 | 0 | 0 | 0 | 0 |
| | TOTALS | 597 | 89 | 71 | 142 | 3 | 391 | 39 | 16 | 882 | 78 | 81 |

*Formerly Belleville Area College

SOURCE OF DATA: Annual Enrollment & Completion Data (A1)

Illinois Community College Board
Table III-3
ANNUAL UNDUPLICATED ENROLLMENT BY ACADEMIC PROGRAM BY COLLEGE
FOR FISCAL YEAR 2001

| Dist. No. | District/College | Occ Safety/Hlth Tech 12 150701 | Quality Control Tech 12 150702 | Mech Design Tech 12 150805 | Comp-Aided Design 12 150810 | Coal Mining Tech 12 150901 | Constr/Building Tech 12 151001 | Surveying 12 151102 | Eng Tech Enrollees 12 159999 | Child Care/Develpm 12 200202 | Fash Design/Coord 12 200306 | Food Prod Mgmt, Gen 12 200401 |
|-----------|------------------|--------------------------------|--------------------------------|----------------------------|-----------------------------|----------------------------|--------------------------------|---------------------|------------------------------|------------------------------|-----------------------------|-------------------------------|
| 503 | Black Hawk | 0 | 0 | 1 | 11 | 0 | 0 | 0 | 0 | 156 | 0 | 0 |
| 508 | Chicago | (0) | (0) | (0) | (18) | (0) | (0) | (0) | (71) | (1,588) | (0) | (963) |
| | Daley | 0 | 0 | 0 | 4 | 0 | 0 | 0 | 5 | 159 | 0 | 0 |
| | Kennedy-King | 0 | 0 | 0 | 0 | 0 | 0 | 0 | 8 | 241 | 0 | 26 |
| | Malcolm X | 0 | 0 | 0 | 0 | 0 | 0 | 0 | 3 | 238 | 0 | 56 |
| | Olive-Harvey | 0 | 0 | 0 | 0 | 0 | 0 | 0 | 2 | 308 | 0 | 0 |
| | Truman | 0 | 0 | 0 | 0 | 0 | 0 | 0 | 33 | 155 | 0 | 0 |
| | Washington | 0 | 0 | 0 | 0 | 0 | 0 | 0 | 13 | 487 | 0 | 881 |
| | Wilbur Wright | 0 | 0 | 0 | 14 | 0 | 0 | 0 | 7 | 0 | 0 | 0 |
| 507 | Danville | 0 | 0 | 0 | 32 | 0 | 0 | 0 | 63 | 57 | 0 | 0 |
| 502 | DuPage | 6 | 0 | 0 | 57 | 0 | 0 | 0 | 144 | 307 | 99 | 0 |
| 509 | Elgin | 0 | 0 | 0 | 281 | 0 | 0 | 0 | 334 | 5 | 0 | 0 |
| 512 | Harper | 0 | 1 | 43 | 24 | 0 | 0 | 0 | 0 | 263 | 134 | 0 |
| 540 | Heartland | 0 | 1 | 0 | 39 | 0 | 0 | 0 | 0 | 89 | 0 | 0 |
| 519 | Highland | 0 | 0 | 0 | 0 | 0 | 0 | 0 | 0 | 82 | 0 | 0 |
| 514 | Illinois Central | 0 | 0 | 53 | 12 | 0 | 0 | 0 | 63 | 257 | 0 | 0 |
| 529 | Illinois Eastern | (0) | (17) | (5) | (5) | (4) | (0) | (0) | (10,570) | (60) | (0) | (0) |
| | Frontier | 0 | 11 | 0 | 0 | 0 | 0 | 0 | 44 | 0 | 0 | 0 |
| | Lincoln Trail | 0 | 6 | 5 | 5 | 0 | 0 | 0 | 46 | 0 | 0 | 0 |
| | Olney Central | 0 | 0 | 0 | 0 | 0 | 0 | 0 | 159 | 0 | 0 | 0 |
| | Wabash | 0 | 0 | 0 | 0 | 4 | 0 | 0 | 10,321 | 60 | 0 | 0 |
| 513 | Illinois Valley | 0 | 0 | 52 | 11 | 0 | 0 | 0 | 38 | 87 | 0 | 0 |
| 525 | Joliet | 0 | 0 | 114 | 0 | 0 | 0 | 0 | 1,046 | 189 | 0 | 0 |
| 520 | Kankakee | 0 | 0 | 0 | 80 | 0 | 0 | 0 | 99 | 96 | 0 | 0 |
| 501 | Kaskaskia | 0 | 0 | 0 | 3 | 0 | 0 | 0 | 391 | 113 | 0 | 0 |
| 523 | Kishwaukee | 0 | 4 | 0 | 47 | 0 | 0 | 0 | 29 | 51 | 0 | 0 |
| 532 | Lake County | 0 | 3 | 41 | 157 | 0 | 58 | 0 | 241 | 207 | 0 | 0 |
| 517 | Lake Land | 0 | 0 | 34 | 40 | 0 | 0 | 0 | 0 | 109 | 0 | 0 |
| 536 | Lewis & Clark | 0 | 0 | 0 | 94 | 0 | 0 | 0 | 210 | 122 | 0 | 0 |
| 526 | Lincoln Land | 0 | 0 | 0 | 0 | 0 | 0 | 1 | 0 | 109 | 0 | 0 |
| 530 | Logan | 0 | 0 | 0 | 73 | 0 | 0 | 0 | 226 | 115 | 0 | 0 |
| 528 | McHenry | 0 | 0 | 9 | 18 | 0 | 0 | 0 | 90 | 101 | 0 | 0 |
| 524 | Moraine Valley | 0 | 83 | 188 | 40 | 0 | 0 | 0 | 811 | 215 | 0 | 0 |
| 527 | Morton | 0 | 0 | 0 | 3 | 0 | 0 | 0 | 523 | 0 | 0 | 0 |
| 535 | Oakton | 0 | 0 | 54 | 68 | 0 | 0 | 0 | 0 | 490 | 0 | 0 |
| 505 | Parkland | 0 | 0 | 0 | 21 | 0 | 0 | 0 | 102 | 117 | 0 | 0 |
| 515 | Prairie State | 0 | 0 | 58 | 20 | 0 | 0 | 0 | 0 | 219 | 0 | 0 |
| 521 | Rend Lake | 0 | 0 | 0 | 10 | 1 | 0 | 0 | 92 | 91 | 0 | 0 |
| 537 | Richland | 0 | 0 | 0 | 0 | 0 | 0 | 0 | 59 | 147 | 0 | 0 |
| 511 | Rock Valley | 1 | 47 | 0 | 122 | 0 | 0 | 0 | 0 | 133 | 0 | 0 |
| 518 | Sandburg | 0 | 0 | 26 | 6 | 0 | 0 | 0 | 0 | 94 | 0 | 0 |
| 506 | Sauk Valley | 0 | 3 | 15 | 13 | 0 | 0 | 0 | 0 | 46 | 0 | 0 |
| 531 | Shawnee | 0 | 0 | 0 | 0 | 0 | 0 | 0 | 0 | 59 | 0 | 0 |
| 510 | South Suburban | 0 | 0 | 0 | 56 | 0 | 0 | 0 | 2 | 205 | 0 | 0 |
| 533 | Southeastern | 0 | 0 | 0 | 0 | 0 | 0 | 0 | 0 | 66 | 0 | 0 |
| 522 | Southwestern* | 0 | 0 | 0 | 0 | 0 | 0 | 0 | 227 | 230 | 0 | 146 |
| 534 | Spoon River | 0 | 0 | 0 | 0 | 0 | 0 | 0 | 23 | 0 | 0 | 0 |
| 504 | Triton | 0 | 18 | 36 | 103 | 0 | 0 | 0 | 170 | 289 | 0 | 0 |
| 516 | Waubensee | 0 | 14 | 0 | 52 | 0 | 0 | 0 | 221 | 124 | 0 | 0 |
| 539 | Wood | 0 | 0 | 0 | 41 | 0 | 0 | 0 | 2 | 90 | 0 | 0 |
| | TOTALS | 7 | 191 | 729 | 1,557 | 5 | 58 | 1 | 15,847 | 6,778 | 233 | 1,109 |

*Formerly Belleville Area College

SOURCE OF DATA: Annual Enrollment & Completion Data (A1)

Illinois Community College Board
Table III-3
ANNUAL UNDUPLICATED ENROLLMENT BY ACADEMIC PROGRAM BY COLLEGE
FOR FISCAL YEAR 2001

| Dist. No. | District/College | Dietetic Aide/Asst 12 200404 | Fun/Eqpt Inst, Othr 12 200501 | Elder Care Prov/Comp 12 200602 | Custodial Services 12 200604 | Inst Svcs Enrollees 12 209999 | Legal Assisting 12 220103 | Tech/Bus Writing 12 231101 | Library Assisting 12 250301 | Library Enrollees 12 259999 | Leisure Facility Mgmt 12 310301 | Hib/Phys Ed/Fitness 12 310501 |
|-----------|------------------|------------------------------|-------------------------------|--------------------------------|------------------------------|-------------------------------|---------------------------|----------------------------|-----------------------------|-----------------------------|---------------------------------|-------------------------------|
| 503 | Black Hawk | 0 | 18 | 0 | 20 | 0 | 46 | 4 | 15 | 0 | 0 | 0 |
| 508 | Chicago | (10,526) | (0) | (0) | (0) | (45) | (0) | (0) | (3) | (0) | (0) | (0) |
| | Daley | 2 | 0 | 0 | 0 | 0 | 0 | 0 | 0 | 0 | 0 | 0 |
| | Kennedy-King | 159 | 0 | 0 | 0 | 0 | 0 | 0 | 0 | 0 | 0 | 0 |
| | Malcolm X | 44 | 0 | 0 | 0 | 1 | 0 | 0 | 0 | 0 | 0 | 0 |
| | Olive-Harvey | 0 | 0 | 0 | 0 | 0 | 0 | 0 | 0 | 0 | 0 | 0 |
| | Truman | 0 | 0 | 0 | 0 | 0 | 0 | 0 | 0 | 0 | 0 | 0 |
| | Washington | 10,321 | 0 | 0 | 0 | 0 | 0 | 0 | 0 | 0 | 0 | 0 |
| | Wilbur Wright | 0 | 0 | 0 | 0 | 44 | 0 | 0 | 3 | 0 | 0 | 0 |
| 507 | Danville | 0 | 0 | 0 | 0 | 0 | 0 | 0 | 0 | 0 | 0 | 0 |
| 502 | DuPage | 0 | 292 | 3 | 0 | 0 | 0 | 0 | 198 | 0 | 4 | 0 |
| 509 | Elgin | 0 | 0 | 1 | 0 | 40 | 185 | 0 | 0 | 0 | 0 | 0 |
| 512 | Harper | 73 | 221 | 0 | 0 | 0 | 209 | 0 | 0 | 0 | 0 | 0 |
| 540 | Heartland | 0 | 0 | 0 | 0 | 0 | 0 | 0 | 0 | 0 | 0 | 0 |
| 519 | Highland | 0 | 0 | 0 | 0 | 0 | 0 | 0 | 0 | 0 | 0 | 0 |
| 514 | Illinois Central | 0 | 25 | 0 | 49 | 26 | 144 | 0 | 28 | 9 | 0 | 0 |
| 529 | Illinois Eastern | (0) | (0) | (0) | (43) | (42) | (0) | (0) | (0) | (0) | (0) | (0) |
| | Frontier | 0 | 0 | 0 | 0 | 0 | 0 | 0 | 0 | 0 | 0 | 0 |
| | Lincoln Trail | 0 | 0 | 0 | 43 | 16 | 0 | 0 | 0 | 0 | 0 | 0 |
| | Olney Central | 0 | 0 | 0 | 0 | 0 | 0 | 0 | 0 | 0 | 0 | 0 |
| | Wabash | 0 | 0 | 0 | 0 | 26 | 0 | 0 | 0 | 0 | 0 | 0 |
| 513 | Illinois Valley | 0 | 0 | 0 | 2 | 21 | 0 | 0 | 0 | 0 | 0 | 0 |
| 525 | Joliet | 0 | 92 | 0 | 0 | 1 | 0 | 0 | 1 | 0 | 0 | 0 |
| 520 | Kankakee | 0 | 0 | 0 | 0 | 0 | 0 | 0 | 0 | 0 | 0 | 0 |
| 501 | Kaskaskia | 0 | 0 | 0 | 23 | 0 | 0 | 0 | 0 | 0 | 0 | 0 |
| 523 | Kishwaukee | 0 | 0 | 0 | 0 | 2 | 0 | 0 | 0 | 0 | 0 | 0 |
| 532 | Lake County | 0 | 0 | 0 | 0 | 3 | 0 | 205 | 26 | 7 | 0 | 0 |
| 517 | Lake Land | 0 | 0 | 0 | 216 | 0 | 0 | 0 | 0 | 0 | 0 | 0 |
| 536 | Lewis & Clark | 0 | 0 | 8 | 0 | 139 | 0 | 0 | 17 | 0 | 0 | 0 |
| 526 | Lincoln Land | 6 | 0 | 0 | 0 | 0 | 0 | 0 | 0 | 0 | 0 | 0 |
| 530 | Logan | 0 | 0 | 0 | 0 | 0 | 0 | 0 | 0 | 0 | 0 | 0 |
| 528 | McHenry | 0 | 0 | 0 | 0 | 30 | 0 | 0 | 0 | 0 | 0 | 25 |
| 524 | Moraine Valley | 0 | 0 | 0 | 0 | 0 | 0 | 0 | 0 | 0 | 23 | 0 |
| 527 | Morton | 0 | 0 | 0 | 0 | 0 | 0 | 0 | 0 | 0 | 0 | 0 |
| 535 | Oakton | 0 | 0 | 0 | 0 | 0 | 0 | 0 | 0 | 0 | 0 | 0 |
| 505 | Parkland | 0 | 0 | 0 | 0 | 53 | 0 | 0 | 0 | 0 | 0 | 0 |
| 515 | Prairie State | 0 | 92 | 0 | 0 | 0 | 0 | 0 | 0 | 0 | 0 | 0 |
| 521 | Rend Lake | 0 | 0 | 0 | 71 | 97 | 0 | 0 | 0 | 0 | 0 | 0 |
| 537 | Richland | 0 | 0 | 0 | 8 | 1 | 0 | 0 | 0 | 0 | 0 | 0 |
| 511 | Rock Valley | 0 | 0 | 0 | 0 | 0 | 0 | 2 | 1 | 0 | 1 | 0 |
| 518 | Sandburg | 0 | 0 | 0 | 30 | 0 | 0 | 0 | 0 | 0 | 0 | 0 |
| 506 | Sauk Valley | 0 | 0 | 0 | 0 | 0 | 0 | 0 | 0 | 0 | 0 | 0 |
| 531 | Shawnee | 0 | 0 | 0 | 0 | 0 | 0 | 0 | 0 | 0 | 0 | 0 |
| 510 | South Suburban | 0 | 0 | 1 | 0 | 0 | 201 | 0 | 0 | 0 | 12 | 0 |
| 533 | Southeastern | 0 | 0 | 0 | 127 | 0 | 0 | 0 | 0 | 0 | 0 | 0 |
| 522 | Southwestern* | 0 | 0 | 0 | 0 | 86 | 238 | 0 | 0 | 0 | 0 | 0 |
| 534 | Spoon River | 0 | 0 | 0 | 0 | 0 | 0 | 0 | 0 | 0 | 0 | 0 |
| 504 | Triton | 0 | 29 | 0 | 0 | 119 | 0 | 0 | 0 | 0 | 13 | 0 |
| 516 | Waubonsee | 0 | 0 | 0 | 0 | 1 | 0 | 0 | 0 | 0 | 0 | 0 |
| 539 | Wood | 1 | 0 | 0 | 0 | 2 | 0 | 0 | 0 | 0 | 0 | 0 |
| | TOTALS | 111 | 769 | 13 | 589 | 708 | 1,023 | 211 | 289 | 16 | 53 | 25 |

*Formerly Belleville Area College

SOURCE OF DATA: Annual Enrollment & Completion Data (A)

Illinois Community College Board
Table III-3
ANNUAL UNDUPLICATED ENROLLMENT BY ACADEMIC PROGRAM BY COLLEGE
FOR FISCAL YEAR 2001

| Dist. No. | District/College | Biological Technology 12 410101 | Nuclear Power Tech 12 410205 | Chem Technology 12 410301 | Sci Tech Enrollees 12 419999 | Corrections 12 430102 | Law Ent/Police Sci 12 430107 | Security Svcs (Priv) 12 430109 | Crim Just/Corr. Othr 12 430199 | Fire Conu/Sfty Tech 12 430201 | Fire Officer 12 430202 | Firefighting 12 430203 |
|-----------|------------------|---------------------------------|------------------------------|---------------------------|------------------------------|-----------------------|------------------------------|--------------------------------|--------------------------------|-------------------------------|------------------------|------------------------|
| 503 | Black Hawk | 0 | 0 | 0 | 0 | 0 | 82 | 2 | 0 | 0 | 37 | 0 |
| 508 | Chicago | (12) | (0) | (2) | (0) | (9) | (1,625) | (8) | (0) | (161) | (0) | (0) |
| | Daley | 0 | 0 | 0 | 0 | 0 | 272 | 6 | 0 | 0 | 0 | 0 |
| | Kennedy-King | 0 | 0 | 0 | 0 | 0 | 0 | 0 | 0 | 0 | 0 | 0 |
| | Malcolm X | 0 | 0 | 0 | 0 | 0 | 0 | 0 | 0 | 0 | 0 | 0 |
| | Olive-Harvey | 0 | 0 | 0 | 0 | 0 | 0 | 0 | 0 | 0 | 0 | 0 |
| | Truman | 12 | 0 | 2 | 0 | 0 | 31 | 0 | 0 | 0 | 0 | 0 |
| | Washington | 0 | 0 | 0 | 0 | 9 | 1,239 | 2 | 0 | 161 | 0 | 0 |
| | Wilbur Wright | 0 | 0 | 0 | 0 | 0 | 83 | 0 | 0 | 0 | 0 | 0 |
| 507 | Danville | 0 | 0 | 0 | 0 | 0 | 71 | 0 | 0 | 0 | 0 | 0 |
| 502 | DuPage | 0 | 0 | 0 | 0 | 0 | 213 | 0 | 0 | 199 | 3 | 35 |
| 509 | Elgin | 0 | 0 | 0 | 0 | 0 | 75 | 0 | 12 | 168 | 0 | 0 |
| 512 | Harper | 0 | 0 | 0 | 0 | 0 | 381 | 0 | 0 | 100 | 0 | 0 |
| 540 | Heartland | 0 | 0 | 0 | 0 | 0 | 0 | 0 | 0 | 0 | 0 | 0 |
| 519 | Highland | 0 | 0 | 0 | 0 | 0 | 0 | 0 | 0 | 0 | 0 | 0 |
| 514 | Illinois Central | 0 | 0 | 0 | 0 | 0 | 248 | 1 | 0 | 192 | 0 | 0 |
| 529 | Illinois Eastern | (0) | (0) | (0) | (0) | (0) | (77) | (0) | (0) | (0) | (0) | (111) |
| | Frontier | 0 | 0 | 0 | 0 | 0 | 0 | 0 | 0 | 0 | 0 | 110 |
| | Lincoln Trail | 0 | 0 | 0 | 0 | 0 | 0 | 0 | 0 | 0 | 0 | 1 |
| | Olney Central | 0 | 0 | 0 | 0 | 0 | 77 | 0 | 0 | 0 | 0 | 0 |
| | Wabash | 0 | 0 | 0 | 0 | 0 | 0 | 0 | 0 | 0 | 0 | 0 |
| 513 | Illinois Valley | 0 | 0 | 0 | 28 | 0 | 53 | 0 | 0 | 0 | 0 | 0 |
| 525 | Joliet | 0 | 4 | 0 | 0 | 105 | 91 | 0 | 0 | 145 | 0 | 4 |
| 520 | Kankakee | 0 | 0 | 0 | 0 | 0 | 117 | 0 | 0 | 3 | 0 | 0 |
| 501 | Kaskaskia | 0 | 0 | 0 | 0 | 0 | 117 | 0 | 0 | 0 | 0 | 0 |
| 523 | Kishwaukee | 0 | 0 | 0 | 0 | 1 | 44 | 0 | 0 | 11 | 0 | 0 |
| 532 | Lake County | 0 | 0 | 25 | 4 | 0 | 215 | 0 | 0 | 96 | 0 | 1 |
| 517 | Lake Land | 0 | 0 | 0 | 0 | 1 | 18 | 0 | 0 | 0 | 0 | 0 |
| 536 | Lewis & Clark | 0 | 0 | 0 | 0 | 0 | 113 | 0 | 0 | 57 | 0 | 0 |
| 526 | Lincoln Land | 0 | 0 | 0 | 0 | 0 | 736 | 0 | 0 | 39 | 0 | 3 |
| 530 | Logan | 0 | 0 | 0 | 0 | 0 | 278 | 0 | 0 | 0 | 0 | 0 |
| 528 | McHenry | 0 | 0 | 0 | 0 | 0 | 46 | 0 | 0 | 0 | 0 | 91 |
| 524 | Moraine Valley | 0 | 0 | 0 | 0 | 0 | 809 | 18 | 0 | 61 | 10 | 36 |
| 527 | Morton | 0 | 0 | 0 | 0 | 0 | 17 | 0 | 0 | 0 | 0 | 0 |
| 535 | Oakton | 0 | 0 | 0 | 0 | 0 | 223 | 0 | 0 | 133 | 0 | 0 |
| 505 | Parkland | 0 | 0 | 0 | 0 | 0 | 128 | 0 | 0 | 42 | 0 | 0 |
| 515 | Prairie State | 0 | 0 | 0 | 0 | 0 | 58 | 0 | 0 | 67 | 0 | 0 |
| 521 | Rend Lake | 0 | 0 | 0 | 0 | 0 | 109 | 0 | 0 | 0 | 1 | 0 |
| 537 | Richland | 0 | 1 | 0 | 0 | 0 | 74 | 0 | 0 | 57 | 0 | 0 |
| 511 | Rock Valley | 0 | 0 | 0 | 0 | 0 | 111 | 0 | 0 | 2 | 43 | 0 |
| 518 | Sandburg | 0 | 0 | 0 | 0 | 0 | 40 | 0 | 0 | 0 | 0 | 0 |
| 506 | Sauk Valley | 0 | 0 | 0 | 0 | 9 | 27 | 0 | 0 | 0 | 0 | 0 |
| 531 | Shawnee | 0 | 0 | 0 | 0 | 0 | 47 | 9 | 0 | 5 | 0 | 0 |
| 510 | South Suburban | 0 | 0 | 0 | 0 | 0 | 198 | 0 | 0 | 51 | 0 | 0 |
| 533 | Southeastern | 0 | 0 | 0 | 0 | 15 | 34 | 0 | 0 | 0 | 0 | 9 |
| 522 | Southwestern* | 0 | 0 | 40 | 0 | 0 | 527 | 1 | 0 | 121 | 0 | 110 |
| 534 | Spoon River | 0 | 0 | 0 | 0 | 0 | 7 | 0 | 0 | 0 | 0 | 1 |
| 504 | Triton | 0 | 0 | 0 | 0 | 4 | 504 | 0 | 0 | 102 | 0 | 0 |
| 516 | Waubonsee | 0 | 0 | 0 | 0 | 0 | 119 | 2 | 0 | 47 | 0 | 19 |
| 539 | Wood | 0 | 0 | 0 | 0 | 0 | 5 | 0 | 0 | 46 | 0 | 3 |
| | TOTALS | 12 | 5 | 67 | 32 | 144 | 7,637 | 41 | 12 | 1,905 | 94 | 423 |

*Formerly Belleville Area College

SOURCE OF DATA: Annual Enrollment & Completion Data (A1)

Illinois Community College Board

Table III-3

ANNUAL UNDUPLICATED ENROLLMENT BY ACADEMIC PROGRAM BY COLLEGE
FOR FISCAL YEAR 2001

| Dist. No. | District/College | Prot Svcs Enrollees 12 439999 | Social Work/ Srvc 12 440701 | Pblc/Soc Svcs Enrollees 12 449999 | Mason and Tileretter 12 460101 | Carpentry 12 460201 | Electrician 12 460302 | Blgd/Property Maint 12 460401 | Constr/Cement Mason 12 460402 | Constr Inspection 12 460403 | Painter & Wallcoverer 12 460408 | Plumber & Pipefitter 12 460501 |
|-----------|------------------|-------------------------------|-----------------------------|-----------------------------------|--------------------------------|---------------------|-----------------------|-------------------------------|-------------------------------|-----------------------------|---------------------------------|--------------------------------|
| 503 | Black Hawk | 0 | 0 | 0 | 0 | 3 | 3 | 0 | 0 | 0 | 0 | 0 |
| 508 | Chicago | (0) | (85) | (0) | (0) | (53) | (0) | (26) | (0) | (0) | (0) | (0) |
| | Daley | 0 | 0 | 0 | 0 | 0 | 0 | 1 | 0 | 0 | 0 | 0 |
| | Kennedy-King | 0 | 55 | 0 | 0 | 53 | 0 | 0 | 0 | 0 | 0 | 0 |
| | Malcolm X | 0 | 0 | 0 | 0 | 0 | 0 | 0 | 0 | 0 | 0 | 0 |
| | Olive-Harvey | 0 | 0 | 0 | 0 | 0 | 0 | 0 | 0 | 0 | 0 | 0 |
| | Truman | 0 | 0 | 0 | 0 | 0 | 0 | 0 | 0 | 0 | 0 | 0 |
| | Washington | 0 | 19 | 0 | 0 | 0 | 0 | 25 | 0 | 0 | 0 | 0 |
| | Wilbur Wright | 0 | 11 | 0 | 0 | 0 | 0 | 0 | 0 | 0 | 0 | 0 |
| 507 | Danville | 0 | 20 | 13 | 0 | 0 | 0 | 0 | 0 | 0 | 0 | 0 |
| 502 | DuPage | 0 | 183 | 0 | 0 | 0 | 0 | 45 | 0 | 0 | 0 | 0 |
| 509 | Elgin | 0 | 463 | 0 | 0 | 0 | 0 | 0 | 0 | 0 | 0 | 0 |
| 512 | Harper | 0 | 0 | 0 | 0 | 0 | 0 | 0 | 0 | 43 | 0 | 0 |
| 540 | Heartland | 0 | 0 | 0 | 0 | 0 | 0 | 0 | 0 | 0 | 0 | 0 |
| 519 | Highland | 0 | 0 | 0 | 0 | 0 | 0 | 0 | 0 | 0 | 0 | 0 |
| 514 | Illinois Central | 23 | 0 | 20 | 0 | 0 | 0 | 0 | 0 | 0 | 0 | 0 |
| 529 | Illinois Eastern | (0) | (74) | (1) | (0) | (0) | (0) | (1) | (0) | (0) | (0) | (0) |
| | Frontier | 0 | 1 | 0 | 0 | 0 | 0 | 0 | 0 | 0 | 0 | 0 |
| | Lincoln Trail | 0 | 0 | 0 | 0 | 0 | 0 | 1 | 0 | 0 | 0 | 0 |
| | Olney Central | 0 | 0 | 0 | 0 | 0 | 0 | 0 | 0 | 0 | 0 | 0 |
| | Wabash | 0 | 73 | 1 | 0 | 0 | 0 | 0 | 0 | 0 | 0 | 0 |
| 513 | Illinois Valley | 1 | 0 | 203 | 0 | 0 | 402 | 0 | 0 | 0 | 0 | 0 |
| 525 | Joliet | 0 | 0 | 0 | 0 | 0 | 8 | 0 | 0 | 0 | 0 | 0 |
| 520 | Kankakee | 0 | 0 | 23 | 0 | 0 | 0 | 0 | 0 | 0 | 0 | 0 |
| 501 | Kaskaskia | 0 | 0 | 79 | 0 | 0 | 0 | 0 | 79 | 0 | 0 | 0 |
| 523 | Kishwaukee | 3 | 0 | 0 | 0 | 0 | 5 | 5 | 0 | 0 | 0 | 0 |
| 532 | Lake County | 47 | 25 | 1,897 | 0 | 0 | 0 | 0 | 0 | 0 | 0 | 0 |
| 517 | Lake Land | 0 | 127 | 0 | 0 | 0 | 0 | 48 | 0 | 0 | 0 | 0 |
| 536 | Lewis & Clark | 0 | 0 | 206 | 0 | 0 | 12 | 0 | 0 | 0 | 0 | 0 |
| 526 | Lincoln Land | 0 | 0 | 0 | 0 | 0 | 0 | 2 | 0 | 0 | 0 | 0 |
| 530 | Logan | 0 | 0 | 134 | 0 | 95 | 0 | 0 | 0 | 0 | 0 | 0 |
| 528 | McHenry | 35 | 0 | 0 | 0 | 0 | 0 | 0 | 0 | 0 | 0 | 0 |
| 524 | Moraine Valley | 0 | 0 | 2,800 | 0 | 0 | 0 | 0 | 0 | 0 | 0 | 0 |
| 527 | Morton | 0 | 0 | 0 | 0 | 0 | 0 | 0 | 0 | 0 | 0 | 0 |
| 535 | Oakton | 0 | 75 | 0 | 0 | 0 | 0 | 33 | 0 | 0 | 0 | 0 |
| 505 | Parkland | 15 | 80 | 11 | 0 | 0 | 0 | 23 | 0 | 0 | 0 | 0 |
| 515 | Prairie State | 0 | 0 | 0 | 0 | 0 | 188 | 0 | 0 | 0 | 0 | 0 |
| 521 | Rend Lake | 22 | 0 | 55 | 0 | 0 | 0 | 0 | 0 | 0 | 0 | 0 |
| 537 | Richland | 0 | 0 | 8 | 0 | 0 | 90 | 0 | 0 | 0 | 0 | 0 |
| 511 | Rock Valley | 0 | 138 | 1 | 4 | 3 | 93 | 0 | 0 | 0 | 0 | 0 |
| 518 | Sandburg | 0 | 28 | 0 | 0 | 5 | 0 | 0 | 0 | 0 | 0 | 0 |
| 506 | Sauk Valley | 0 | 36 | 0 | 0 | 0 | 0 | 2 | 0 | 0 | 0 | 0 |
| 531 | Shawnee | 0 | 34 | 58 | 0 | 0 | 0 | 0 | 0 | 0 | 0 | 0 |
| 510 | South Suburban | 878 | 160 | 7 | 0 | 0 | 0 | 0 | 0 | 13 | 0 | 0 |
| 533 | Southeastern | 0 | 0 | 0 | 0 | 0 | 0 | 2 | 0 | 0 | 0 | 0 |
| 522 | Southwestern* | 0 | 0 | 12 | 44 | 256 | 160 | 0 | 43 | 0 | 59 | 74 |
| 534 | Spoon River | 0 | 0 | 0 | 0 | 0 | 0 | 0 | 0 | 0 | 0 | 0 |
| 504 | Triton | 63 | 0 | 0 | 0 | 0 | 29 | 0 | 0 | 0 | 0 | 0 |
| 516 | Waubonsee | 0 | 42 | 11 | 0 | 0 | 97 | 0 | 0 | 0 | 0 | 0 |
| 539 | Wood | 0 | 0 | 8 | 0 | 0 | 26 | 0 | 0 | 0 | 0 | 0 |
| | TOTALS | 1,087 | 1,570 | 5,547 | 48 | 415 | 1,113 | 187 | 43 | 56 | 59 | 74 |

*Formerly Belleville Area College

SOURCE OF DATA: Annual Enrollment & Completion Data (A1)

Illinois Community College Board
Table III-3
ANNUAL UNDUPLICATED ENROLLMENT BY ACADEMIC PROGRAM BY COLLEGE
FOR FISCAL YEAR 2001

| Dist. No. | District/College | Construction Trades 12 461000 | Const Trades Enrollees 12 469999 | Elec Equip Rpr. Gen 12 470101 | Comm Elec 12 470103 | Comp Elec Maint/Rpr 12 470104 | Industrial Electronics 12 470105 | Major Appl Repair 12 470106 | Htg/AC/Refrig Mech 12 470201 | Hvy Equip Maint/Rpr 12 470302 | Ind Equip Maint/Rpr 12 470303 | Stanny Emgy Sres Inst/Op 12 470501 |
|-----------|------------------|-------------------------------|----------------------------------|-------------------------------|---------------------|-------------------------------|----------------------------------|-----------------------------|------------------------------|-------------------------------|-------------------------------|------------------------------------|
| 503 | Black Hawk | 21 | 0 | 0 | 0 | 0 | 0 | 0 | 24 | 0 | 0 | 0 |
| 508 | Chicago | (0) | (0) | (25) | (0) | (8) | (3) | (22) | (62) | (0) | (121) | (0) |
| | Daley | 0 | 0 | 0 | 0 | 5 | 3 | 0 | 0 | 0 | 89 | 0 |
| | Kennedy-King | 0 | 0 | 25 | 0 | 0 | 0 | 0 | 62 | 0 | 0 | 0 |
| | Malcolm X | 0 | 0 | 0 | 0 | 0 | 0 | 0 | 0 | 0 | 0 | 0 |
| | Olive-Harvey | 0 | 0 | 0 | 0 | 3 | 0 | 0 | 0 | 0 | 0 | 0 |
| | Truman | 0 | 0 | 0 | 0 | 0 | 0 | 22 | 0 | 0 | 0 | 0 |
| | Washington | 0 | 0 | 0 | 0 | 0 | 0 | 0 | 0 | 0 | 0 | 0 |
| | Wilbur Wright | 0 | 0 | 0 | 0 | 0 | 0 | 0 | 0 | 0 | 32 | 0 |
| 507 | Danville | 0 | 0 | 0 | 0 | 0 | 56 | 0 | 0 | 0 | 19 | 0 |
| 502 | DuPage | 0 | 0 | 0 | 14 | 0 | 123 | 0 | 240 | 0 | 0 | 0 |
| 509 | Elgin | 0 | 0 | 0 | 0 | 1 | 0 | 0 | 139 | 0 | 0 | 0 |
| 512 | Harper | 0 | 0 | 14 | 0 | 2 | 0 | 0 | 91 | 0 | 0 | 0 |
| 540 | Heartland | 0 | 0 | 0 | 0 | 0 | 0 | 0 | 5 | 0 | 13 | 0 |
| 519 | Highland | 0 | 0 | 0 | 0 | 0 | 0 | 0 | 0 | 0 | 0 | 0 |
| 514 | Illinois Central | 129 | 0 | 0 | 5 | 13 | 4 | 0 | 79 | 0 | 3 | 0 |
| 529 | Illinois Eastern | (0) | (0) | (0) | (2) | (137) | (0) | (0) | (29) | (0) | (134) | (0) |
| | Frontier | 0 | 0 | 0 | 0 | 61 | 0 | 0 | 0 | 0 | 0 | 0 |
| | Lincoln Trail | 0 | 0 | 0 | 2 | 23 | 0 | 0 | 29 | 0 | 1 | 0 |
| | Olney Central | 0 | 0 | 0 | 0 | 38 | 0 | 0 | 0 | 0 | 133 | 0 |
| | Wabash | 0 | 0 | 0 | 0 | 15 | 0 | 0 | 0 | 0 | 0 | 0 |
| 513 | Illinois Valley | 0 | 0 | 0 | 0 | 0 | 0 | 0 | 0 | 0 | 21 | 0 |
| 525 | Joliet | 90 | 0 | 0 | 0 | 0 | 256 | 0 | 66 | 61 | 0 | 0 |
| 520 | Kankakee | 0 | 0 | 0 | 0 | 0 | 51 | 0 | 40 | 0 | 29 | 0 |
| 501 | Kaskaskia | 17 | 0 | 0 | 0 | 0 | 0 | 0 | 0 | 0 | 61 | 0 |
| 523 | Kishwaukee | 0 | 0 | 0 | 0 | 0 | 0 | 0 | 0 | 0 | 0 | 0 |
| 532 | Lake County | 0 | 0 | 0 | 0 | 20 | 21 | 0 | 122 | 0 | 48 | 0 |
| 517 | Lake Land | 219 | 0 | 0 | 7 | 0 | 0 | 0 | 46 | 0 | 0 | 0 |
| 536 | Lewis & Clark | 0 | 0 | 0 | 0 | 9 | 16 | 0 | 0 | 0 | 4 | 0 |
| 526 | Lincoln Land | 23 | 0 | 0 | 0 | 0 | 17 | 0 | 58 | 1 | 0 | 0 |
| 530 | Logan | 0 | 0 | 0 | 0 | 33 | 0 | 0 | 33 | 0 | 16 | 0 |
| 528 | McHenry | 0 | 0 | 0 | 0 | 0 | 0 | 0 | 0 | 0 | 0 | 0 |
| 524 | Moraine Valley | 0 | 0 | 0 | 0 | 0 | 0 | 0 | 96 | 0 | 24 | 0 |
| 527 | Morton | 0 | 0 | 0 | 0 | 1 | 0 | 0 | 7 | 0 | 0 | 0 |
| 535 | Oakton | 44 | 0 | 0 | 0 | 0 | 0 | 0 | 42 | 0 | 1 | 0 |
| 505 | Parkland | 84 | 7 | 0 | 0 | 0 | 14 | 0 | 0 | 0 | 0 | 0 |
| 515 | Prairie State | 0 | 0 | 0 | 0 | 3 | 0 | 0 | 46 | 0 | 18 | 0 |
| 521 | Rend Lake | 119 | 1 | 0 | 0 | 0 | 0 | 0 | 35 | 4 | 38 | 0 |
| 537 | Richland | 0 | 0 | 0 | 0 | 0 | 100 | 0 | 30 | 0 | 21 | 0 |
| 511 | Rock Valley | 59 | 0 | 0 | 0 | 100 | 0 | 0 | 0 | 0 | 0 | 0 |
| 518 | Sandburg | 0 | 0 | 0 | 0 | 0 | 0 | 0 | 0 | 0 | 0 | 0 |
| 506 | Sauk Valley | 0 | 0 | 0 | 3 | 2 | 36 | 0 | 26 | 0 | 0 | 0 |
| 531 | Shawnee | 0 | 0 | 0 | 0 | 0 | 5 | 0 | 0 | 0 | 0 | 0 |
| 510 | South Suburban | 97 | 0 | 0 | 0 | 0 | 0 | 0 | 0 | 0 | 0 | 0 |
| 533 | Southeastern | 123 | 0 | 0 | 0 | 72 | 0 | 0 | 49 | 0 | 26 | 0 |
| 522 | Southwestern* | 110 | 0 | 0 | 42 | 42 | 61 | 5 | 192 | 0 | 0 | 13 |
| 534 | Spoon River | 0 | 0 | 0 | 0 | 0 | 0 | 0 | 0 | 0 | 0 | 0 |
| 504 | Triton | 104 | 20 | 0 | 0 | 22 | 0 | 0 | 226 | 0 | 27 | 44 |
| 516 | Waubonsee | 0 | 0 | 0 | 0 | 5 | 0 | 0 | 94 | 0 | 28 | 0 |
| 539 | Wood | 0 | 0 | 0 | 0 | 0 | 6 | 0 | 0 | 0 | 0 | 0 |
| | TOTALS | 1,239 | 28 | 39 | 73 | 470 | 769 | 27 | 1,877 | 66 | 652 | 57 |

*Formerly Belleville Area College

SOURCE OF DATA: Annual Enrollment & Completion Data (A1)

Illinois Community College Board

Table III-3

ANNUAL UNDUPLICATED ENROLLMENT BY ACADEMIC PROGRAM BY COLLEGE
FOR FISCAL YEAR 2001

| Dist. No. | District/College | Auto Body Repair 12 470603 | Auto Mechanics 12 470604 | Diesel/Truck Mech 12 470605 | Small Engine Repair 12 470606 | Aviation Maint Tech 12 470609 | Mech/Repair Enrollers 12 479999 | Architectural Drafting 12 480102 | Elec Drafting 12 480104 | Mechanical Drafting 12 480105 | Graphic/Prng Equip Op. Gen 12 480201 | Typstg/Mk-up/Comp 12 480205 |
|-----------|------------------|----------------------------|--------------------------|-----------------------------|-------------------------------|-------------------------------|---------------------------------|----------------------------------|-------------------------|-------------------------------|--------------------------------------|-----------------------------|
| 503 | Black Hawk | 7 | 96 | 15 | 0 | 0 | 0 | 0 | 0 | 1 | 0 | 0 |
| 508 | Chicago | (2) | (228) | (0) | (0) | (1) | (0) | (68) | (0) | (60) | (0) | (0) |
| | Daley | 0 | 0 | 0 | 0 | 1 | 0 | 7 | 0 | 1 | 0 | 0 |
| | Kennedy-King | 1 | 123 | 0 | 0 | 0 | 0 | 0 | 0 | 4 | 0 | 0 |
| | Malcolm X | 0 | 0 | 0 | 0 | 0 | 0 | 0 | 0 | 0 | 0 | 0 |
| | Olive-Harvey | 0 | 0 | 0 | 0 | 0 | 0 | 18 | 0 | 0 | 0 | 0 |
| | Truman | 1 | 105 | 0 | 0 | 0 | 0 | 0 | 0 | 20 | 0 | 0 |
| | Washington | 0 | 0 | 0 | 0 | 0 | 0 | 19 | 0 | 0 | 0 | 0 |
| | Wilbur Wright | 0 | 0 | 0 | 0 | 0 | 0 | 24 | 0 | 35 | 0 | 0 |
| 507 | Danville | 0 | 24 | 0 | 0 | 0 | 0 | 0 | 0 | 1 | 0 | 0 |
| 502 | DuPage | 0 | 271 | 0 | 0 | 0 | 0 | 266 | 0 | 0 | 0 | 5 |
| 509 | Elgin | 0 | 139 | 0 | 0 | 0 | 0 | 0 | 0 | 0 | 0 | 0 |
| 512 | Harper | 0 | 0 | 0 | 0 | 0 | 0 | 141 | 0 | 2 | 0 | 0 |
| 540 | Heartland | 0 | 0 | 0 | 0 | 0 | 0 | 0 | 0 | 0 | 0 | 0 |
| 519 | Highland | 17 | 43 | 0 | 0 | 0 | 0 | 0 | 0 | 0 | 0 | 0 |
| 514 | Illinois Central | 0 | 116 | 47 | 0 | 0 | 4 | 5 | 0 | 0 | 0 | 0 |
| 529 | Illinois Eastern | (16) | (34) | (36) | (0) | (0) | (0) | (16) | (0) | (0) | (0) | (0) |
| | Frontier | 0 | 0 | 0 | 0 | 0 | 0 | 0 | 0 | 0 | 0 | 0 |
| | Lincoln Trail | 0 | 0 | 0 | 0 | 0 | 0 | 16 | 0 | 0 | 0 | 0 |
| | Olney Central | 16 | 34 | 0 | 0 | 0 | 0 | 0 | 0 | 0 | 0 | 0 |
| | Wabash | 0 | 0 | 36 | 0 | 0 | 0 | 0 | 0 | 0 | 0 | 0 |
| 513 | Illinois Valley | 0 | 65 | 1 | 27 | 0 | 4 | 0 | 0 | 0 | 0 | 0 |
| 525 | Joliet | 0 | 107 | 0 | 0 | 0 | 0 | 0 | 0 | 0 | 0 | 0 |
| 520 | Kankakee | 0 | 29 | 0 | 0 | 0 | 0 | 0 | 0 | 0 | 0 | 0 |
| 501 | Kaskaskia | 21 | 18 | 0 | 0 | 0 | 0 | 36 | 0 | 11 | 0 | 0 |
| 523 | Kishwaukee | 17 | 34 | 0 | 0 | 0 | 3 | 0 | 0 | 0 | 0 | 0 |
| 532 | Lake County | 18 | 133 | 0 | 0 | 0 | 52 | 75 | 1 | 8 | 0 | 0 |
| 517 | Lake Land | 118 | 194 | 3 | 50 | 0 | 0 | 31 | 0 | 1 | 7 | 0 |
| 536 | Lewis & Clark | 0 | 66 | 0 | 0 | 0 | 0 | 0 | 0 | 0 | 0 | 0 |
| 526 | Lincoln Land | 44 | 33 | 0 | 0 | 27 | 0 | 66 | 0 | 0 | 0 | 0 |
| 530 | Logan | 27 | 46 | 0 | 0 | 0 | 0 | 0 | 0 | 0 | 0 | 0 |
| 528 | McHenry | 0 | 55 | 0 | 0 | 0 | 26 | 0 | 0 | 0 | 0 | 0 |
| 524 | Moraine Valley | 0 | 128 | 0 | 0 | 0 | 0 | 0 | 0 | 37 | 0 | 0 |
| 527 | Morton | 0 | 3 | 0 | 0 | 0 | 0 | 0 | 0 | 3 | 0 | 0 |
| 535 | Oakton | 0 | 101 | 0 | 0 | 0 | 0 | 71 | 0 | 0 | 0 | 0 |
| 505 | Parkland | 9 | 86 | 16 | 0 | 0 | 74 | 0 | 0 | 13 | 0 | 0 |
| 515 | Prairie State | 11 | 105 | 0 | 0 | 0 | 0 | 0 | 0 | 13 | 0 | 0 |
| 521 | Rend Lake | 8 | 75 | 0 | 0 | 0 | 24 | 59 | 0 | 0 | 0 | 0 |
| 537 | Richland | 0 | 29 | 0 | 0 | 0 | 0 | 0 | 0 | 60 | 0 | 0 |
| 511 | Rock Valley | 0 | 49 | 0 | 0 | 79 | 0 | 0 | 0 | 0 | 0 | 0 |
| 518 | Sandburg | 28 | 26 | 24 | 0 | 0 | 0 | 0 | 0 | 0 | 0 | 0 |
| 506 | Sauk Valley | 0 | 0 | 0 | 0 | 0 | 0 | 0 | 0 | 2 | 0 | 0 |
| 531 | Shawnee | 0 | 30 | 0 | 0 | 0 | 0 | 1 | 0 | 0 | 0 | 0 |
| 510 | South Suburban | 0 | 0 | 0 | 0 | 0 | 0 | 13 | 0 | 12 | 0 | 0 |
| 533 | Southeastern | 38 | 140 | 64 | 0 | 0 | 0 | 0 | 0 | 0 | 0 | 0 |
| 522 | Southwestern* | 31 | 0 | 0 | 0 | 64 | 0 | 0 | 0 | 129 | 0 | 0 |
| 534 | Spoon River | 0 | 46 | 0 | 0 | 0 | 0 | 0 | 0 | 0 | 0 | 0 |
| 504 | Triton | 0 | 297 | 6 | 0 | 0 | 313 | 42 | 0 | 4 | 0 | 1 |
| 516 | Waubonsee | 41 | 47 | 0 | 0 | 0 | 0 | 4 | 0 | 0 | 0 | 0 |
| 539 | Wood | 0 | 0 | 0 | 0 | 0 | 0 | 0 | 0 | 0 | 0 | 0 |
| | TOTALS | 453 | 2,893 | 212 | 77 | 171 | 500 | 894 | 1 | 357 | 7 | 6 |

*Formerly Belleville Area College

SOURCE OF DATA: Annual Enrollment & Completion Data (A1)

Illinois Community College Board
Table III-3
ANNUAL UNDUPLICATED ENROLLMENT BY ACADEMIC PROGRAM BY COLLEGE
FOR FISCAL YEAR 2001

| Dist. No. | District/College | Lith/Photo/Platemkg 12 480206 | Print Press Op 12 480208 | Dsktp Pub Equip Op 12 480212 | Machine Tech 12 480501 | Ind Blacksmithing 12 480502 | Mach Tool Op/Shop 12 480503 | Patternmaker 12 480505 | Sheet Metal 12 480506 | Tool & Die Making 12 480507 | Weld/Brzrg/Soldrg 12 480508 | Prec Metal Wrkrs 12 480599 |
|-----------|------------------|-------------------------------|--------------------------|------------------------------|------------------------|-----------------------------|-----------------------------|------------------------|-----------------------|-----------------------------|-----------------------------|----------------------------|
| 503 | Black Hawk | 0 | 0 | 0 | 0 | 0 | 10 | 3 | 2 | 10 | 37 | 0 |
| 508 | Chicago | (131) | (0) | (0) | (0) | (0) | (168) | (0) | (0) | (0) | (17) | (0) |
| | Daley | 0 | 0 | 0 | 0 | 0 | 166 | 0 | 0 | 0 | 0 | 0 |
| | Kennedy-King | 131 | 0 | 0 | 0 | 0 | 2 | 0 | 0 | 0 | 17 | 0 |
| | Malcolm X | 0 | 0 | 0 | 0 | 0 | 0 | 0 | 0 | 0 | 0 | 0 |
| | Olive-Harvey | 0 | 0 | 0 | 0 | 0 | 0 | 0 | 0 | 0 | 0 | 0 |
| | Truman | 0 | 0 | 0 | 0 | 0 | 0 | 0 | 0 | 0 | 0 | 0 |
| | Washington | 0 | 0 | 0 | 0 | 0 | 0 | 0 | 0 | 0 | 0 | 0 |
| | Wilbur Wright | 0 | 0 | 0 | 0 | 0 | 0 | 0 | 0 | 0 | 0 | 0 |
| 507 | Danville | 0 | 0 | 0 | 0 | 0 | 5 | 0 | 0 | 0 | 50 | 0 |
| 502 | DuPage | 107 | 19 | 259 | 0 | 0 | 0 | 0 | 0 | 5 | 52 | 0 |
| 509 | Elgin | 0 | 0 | 7 | 0 | 0 | 68 | 0 | 0 | 5 | 26 | 0 |
| 512 | Harper | 0 | 0 | 0 | 0 | 0 | 2 | 0 | 0 | 0 | 0 | 0 |
| 540 | Heartland | 0 | 0 | 0 | 1 | 0 | 0 | 0 | 0 | 0 | 3 | 0 |
| 519 | Highland | 0 | 0 | 4 | 0 | 0 | 0 | 0 | 0 | 0 | 19 | 0 |
| 514 | Illinois Central | 48 | 0 | 3 | 0 | 0 | 7 | 0 | 0 | 0 | 70 | 0 |
| 529 | Illinois Eastern | (0) | (0) | (0) | (0) | (0) | (24) | (0) | (0) | (0) | (21) | (0) |
| | Frontier | 0 | 0 | 0 | 0 | 0 | 0 | 0 | 0 | 0 | 0 | 0 |
| | Lincoln Trail | 0 | 0 | 0 | 0 | 0 | 0 | 0 | 0 | 0 | 0 | 0 |
| | Olney Central | 0 | 0 | 0 | 0 | 0 | 0 | 0 | 0 | 0 | 21 | 0 |
| | Wabash | 0 | 0 | 0 | 0 | 0 | 24 | 0 | 0 | 0 | 0 | 0 |
| 513 | Illinois Valley | 0 | 0 | 15 | 0 | 0 | 8 | 0 | 2 | 9 | 0 | 0 |
| 525 | Joliet | 0 | 0 | 7 | 0 | 0 | 0 | 0 | 0 | 0 | 46 | 0 |
| 520 | Kankakee | 0 | 0 | 0 | 0 | 0 | 3 | 0 | 0 | 11 | 47 | 0 |
| 501 | Kaskaskia | 0 | 0 | 0 | 0 | 0 | 6 | 0 | 0 | 0 | 31 | 0 |
| 523 | Kishwaukee | 0 | 0 | 0 | 0 | 0 | 17 | 0 | 0 | 12 | 9 | 0 |
| 532 | Lake County | 0 | 0 | 2 | 0 | 0 | 40 | 0 | 0 | 2 | 55 | 0 |
| 517 | Lake Land | 0 | 0 | 40 | 0 | 0 | 0 | 0 | 0 | 0 | 52 | 0 |
| 536 | Lewis & Clark | 0 | 0 | 33 | 0 | 0 | 53 | 0 | 0 | 0 | 0 | 0 |
| 526 | Lincoln Land | 0 | 0 | 0 | 0 | 0 | 0 | 0 | 0 | 0 | 40 | 0 |
| 530 | Logan | 0 | 0 | 0 | 0 | 0 | 4 | 0 | 0 | 18 | 0 | 0 |
| 528 | McHenry | 0 | 0 | 0 | 0 | 0 | 53 | 0 | 0 | 0 | 0 | 0 |
| 524 | Moraine Valley | 0 | 0 | 8 | 0 | 0 | 63 | 0 | 0 | 0 | 67 | 0 |
| 527 | Morton | 0 | 0 | 0 | 0 | 0 | 0 | 0 | 0 | 0 | 0 | 0 |
| 535 | Oakton | 0 | 0 | 63 | 0 | 0 | 144 | 0 | 0 | 0 | 0 | 0 |
| 505 | Parkland | 0 | 0 | 87 | 0 | 0 | 0 | 0 | 0 | 0 | 0 | 0 |
| 515 | Prairie State | 0 | 0 | 7 | 0 | 0 | 87 | 0 | 0 | 10 | 58 | 0 |
| 521 | Rend Lake | 0 | 0 | 0 | 0 | 0 | 0 | 0 | 0 | 0 | 44 | 0 |
| 537 | Richland | 0 | 0 | 0 | 0 | 0 | 31 | 0 | 0 | 0 | 38 | 0 |
| 511 | Rock Valley | 0 | 0 | 0 | 28 | 0 | 0 | 0 | 42 | 106 | 35 | 0 |
| 518 | Sandburg | 0 | 0 | 27 | 0 | 0 | 10 | 0 | 0 | 0 | 68 | 0 |
| 506 | Sauk Valley | 0 | 0 | 0 | 0 | 0 | 12 | 0 | 0 | 0 | 0 | 0 |
| 531 | Shawnee | 0 | 0 | 0 | 0 | 0 | 0 | 0 | 0 | 0 | 3 | 0 |
| 510 | South Suburban | 30 | 0 | 4 | 0 | 0 | 21 | 0 | 0 | 0 | 0 | 0 |
| 533 | Southeastern | 0 | 0 | 0 | 0 | 0 | 1 | 0 | 0 | 0 | 93 | 0 |
| 522 | Southwestern* | 0 | 0 | 48 | 87 | 1 | 143 | 0 | 46 | 0 | 344 | 0 |
| 534 | Spoon River | 0 | 0 | 0 | 0 | 0 | 21 | 0 | 0 | 0 | 0 | 0 |
| 504 | Triton | 181 | 0 | 16 | 0 | 0 | 22 | 0 | 0 | 17 | 15 | 0 |
| 516 | Waubensee | 0 | 0 | 0 | 0 | 0 | 29 | 0 | 0 | 0 | 11 | 10 |
| 539 | Wood | 0 | 0 | 0 | 0 | 0 | 0 | 0 | 0 | 0 | 0 | 0 |
| | TOTALS | 497 | 19 | 630 | 116 | 1 | 1,052 | 3 | 92 | 205 | 1,351 | 10 |

*Formerly Belleville Area College

SOURCE OF DATA: Annual Enrollment & Completion Data (A1)

Illinois Community College Board
Table III-3
ANNUAL UNDUPLICATED ENROLLMENT BY ACADEMIC PROGRAM BY COLLEGE
FOR FISCAL YEAR 2001

| Dist. No. | District/College | Prec Prod Trades, Othr 12 489999 | Airplane Piloting 12 490102 | Aviation Mgmt 12 490104 | Aircraft Pilot (Priv) 12 490107 | Truck/Bus Driving 12 490205 | Marine Sci/Officer 12 490309 | Railroad Technology 12 490410 | Design/Visual Comm 12 500401 | Graphic Dsgn/Comm Art/Illus 12 500402 | Comm Photog 12 500406 | Tech Theatre/Dsgn/Secrft 12 500502 |
|-----------|------------------|----------------------------------|-----------------------------|-------------------------|---------------------------------|-----------------------------|------------------------------|-------------------------------|------------------------------|---------------------------------------|-----------------------|------------------------------------|
| 503 | Black Hawk | 0 | 0 | 0 | 0 | 46 | 0 | 0 | 30 | 0 | 0 | 0 |
| 508 | Chicago | (0) | (0) | (0) | (0) | (1,536) | (0) | (0) | (7) | (17) | (1) | (4) |
| | Daley | 0 | 0 | 0 | 0 | 0 | 0 | 0 | 3 | 17 | 1 | 0 |
| | Kennedy-King | 0 | 0 | 0 | 0 | 0 | 0 | 0 | 0 | 0 | 0 | 4 |
| | Malcolm X | 0 | 0 | 0 | 0 | 0 | 0 | 0 | 0 | 0 | 0 | 0 |
| | Olive-Harvey | 0 | 0 | 0 | 0 | 22 | 0 | 0 | 0 | 0 | 0 | 0 |
| | Truman | 0 | 0 | 0 | 0 | 0 | 0 | 0 | 0 | 0 | 0 | 0 |
| | Washington | 0 | 0 | 0 | 0 | 1,514 | 0 | 0 | 3 | 0 | 0 | 0 |
| | Wilbur Wright | 0 | 0 | 0 | 0 | 0 | 0 | 0 | 1 | 0 | 0 | 0 |
| 507 | Danville | 0 | 0 | 0 | 0 | 0 | 0 | 0 | 0 | 0 | 0 | 0 |
| 502 | DuPage | 0 | 0 | 0 | 0 | 0 | 0 | 0 | 687 | 0 | 439 | 0 |
| 509 | Elgin | 0 | 0 | 0 | 0 | 106 | 0 | 0 | 369 | 0 | 0 | 0 |
| 512 | Harper | 0 | 0 | 0 | 0 | 0 | 0 | 0 | 0 | 0 | 0 | 0 |
| 540 | Heartland | 0 | 0 | 0 | 0 | 0 | 0 | 0 | 0 | 0 | 0 | 0 |
| 519 | Highland | 0 | 0 | 0 | 0 | 0 | 0 | 0 | 38 | 0 | 0 | 0 |
| 514 | Illinois Central | 159 | 0 | 0 | 0 | 171 | 0 | 0 | 213 | 0 | 0 | 0 |
| 529 | Illinois Eastern | (0) | (0) | (0) | (0) | (1) | (0) | (0) | (0) | (0) | (0) | (0) |
| | Frontier | 0 | 0 | 0 | 0 | 0 | 0 | 0 | 0 | 0 | 0 | 0 |
| | Lincoln Trail | 0 | 0 | 0 | 0 | 0 | 0 | 0 | 0 | 0 | 0 | 0 |
| | Olney Central | 0 | 0 | 0 | 0 | 0 | 0 | 0 | 0 | 0 | 0 | 0 |
| | Wabash | 0 | 0 | 0 | 0 | 1 | 0 | 0 | 0 | 0 | 0 | 0 |
| 513 | Illinois Valley | 32 | 0 | 0 | 0 | 64 | 0 | 0 | 0 | 0 | 0 | 0 |
| 525 | Joliet | 0 | 0 | 0 | 0 | 0 | 0 | 0 | 0 | 0 | 0 | 0 |
| 520 | Kankakee | 0 | 0 | 0 | 0 | 0 | 0 | 0 | 0 | 0 | 0 | 0 |
| 501 | Kaskaskia | 0 | 0 | 0 | 0 | 91 | 0 | 0 | 0 | 0 | 0 | 0 |
| 523 | Kishwaukee | 75 | 0 | 0 | 0 | 0 | 0 | 0 | 0 | 0 | 0 | 0 |
| 532 | Lake County | 28 | 0 | 0 | 0 | 0 | 0 | 0 | 0 | 0 | 0 | 0 |
| 517 | Lake Land | 0 | 0 | 0 | 0 | 85 | 0 | 0 | 0 | 0 | 0 | 0 |
| 536 | Lewis & Clark | 0 | 0 | 0 | 0 | 75 | 0 | 0 | 0 | 0 | 0 | 0 |
| 526 | Lincoln Land | 0 | 0 | 16 | 0 | 136 | 0 | 0 | 0 | 0 | 0 | 0 |
| 530 | Logan | 0 | 0 | 0 | 0 | 0 | 0 | 0 | 0 | 0 | 0 | 0 |
| 528 | McHenry | 18 | 0 | 0 | 0 | 0 | 0 | 0 | 0 | 0 | 0 | 0 |
| 524 | Moraine Valley | 0 | 0 | 0 | 0 | 0 | 0 | 0 | 114 | 0 | 0 | 0 |
| 527 | Morton | 0 | 0 | 0 | 0 | 0 | 0 | 0 | 0 | 0 | 0 | 0 |
| 535 | Oakton | 0 | 0 | 0 | 0 | 0 | 0 | 0 | 159 | 0 | 0 | 0 |
| 505 | Parkland | 75 | 0 | 0 | 0 | 0 | 0 | 0 | 2 | 0 | 0 | 0 |
| 515 | Prairie State | 0 | 0 | 0 | 0 | 0 | 0 | 0 | 99 | 0 | 120 | 0 |
| 521 | Rend Lake | 0 | 0 | 0 | 0 | 0 | 0 | 0 | 0 | 23 | 0 | 0 |
| 537 | Richland | 0 | 0 | 0 | 0 | 0 | 0 | 0 | 45 | 0 | 0 | 0 |
| 511 | Rock Valley | 0 | 0 | 0 | 1 | 0 | 0 | 0 | 0 | 0 | 0 | 0 |
| 518 | Sandburg | 0 | 0 | 0 | 0 | 0 | 0 | 6 | 0 | 0 | 0 | 0 |
| 506 | Sauk Valley | 0 | 0 | 0 | 0 | 22 | 0 | 0 | 0 | 0 | 0 | 0 |
| 531 | Shawnee | 0 | 0 | 0 | 0 | 70 | 0 | 0 | 0 | 0 | 0 | 0 |
| 510 | South Suburban | 0 | 1 | 0 | 0 | 0 | 0 | 0 | 12 | 0 | 0 | 0 |
| 533 | Southeastern | 0 | 0 | 0 | 0 | 18 | 0 | 0 | 0 | 0 | 0 | 0 |
| 522 | Southwestern* | 0 | 49 | 0 | 4 | 0 | 1 | 0 | 17 | 0 | 0 | 0 |
| 534 | Spoon River | 0 | 0 | 0 | 0 | 44 | 0 | 0 | 0 | 0 | 0 | 0 |
| 504 | Triton | 392 | 0 | 0 | 0 | 0 | 0 | 0 | 167 | 0 | 0 | 0 |
| 516 | Waubensee | 0 | 0 | 0 | 0 | 0 | 0 | 5 | 108 | 0 | 0 | 0 |
| 539 | Wood | 0 | 0 | 0 | 0 | 68 | 0 | 0 | 0 | 0 | 0 | 0 |
| | TOTALS | 779 | 50 | 16 | 5 | 2,533 | 1 | 11 | 2,067 | 40 | 560 | 4 |

*Formerly Belleville Area College

SOURCE OF DATA: Annual Enrollment & Completion Data (A1)

Illinois Community College Board
Table III-3
ANNUAL UNDUPLICATED ENROLLMENT BY ACADEMIC PROGRAM BY COLLEGE
FOR FISCAL YEAR 2001

| Dist. No. | District/College | Speech/Lang Phlgy 12 510203 | Sign Lang Interp 12 510205 | Dental Assistant 12 510601 | Dental Hygienist 12 510602 | Dental Lab Asst 12 510603 | Hlth Facility Admin 12 510702 | Hlth Unit Coord/Ward Clerk 12 510703 | Med Ofc Mgmt 12 510705 | Med Records Tech 12 510707 | Med Transcription 12 510708 | Medical Assistant 12 510801 |
|-----------|------------------|-----------------------------|----------------------------|----------------------------|----------------------------|---------------------------|-------------------------------|--------------------------------------|------------------------|----------------------------|-----------------------------|-----------------------------|
| 503 | Black Hawk | 0 | 0 | 17 | 0 | 0 | 0 | 0 | 0 | 0 | 46 | 0 |
| 508 | Chicago | (0) | (0) | (8) | (62) | (0) | (0) | (0) | (0) | (2) | (36) | (25) |
| | Daley | 0 | 0 | 0 | 0 | 0 | 0 | 0 | 0 | 2 | 0 | 0 |
| | Kennedy-King | 0 | 0 | 0 | 62 | 0 | 0 | 0 | 0 | 0 | 32 | 0 |
| | Malcolm X | 0 | 0 | 0 | 0 | 0 | 0 | 0 | 0 | 0 | 0 | 25 |
| | Olive-Harvey | 0 | 0 | 0 | 0 | 0 | 0 | 0 | 0 | 0 | 0 | 0 |
| | Truman | 0 | 0 | 0 | 0 | 0 | 0 | 0 | 0 | 0 | 0 | 0 |
| | Washington | 0 | 0 | 0 | 0 | 0 | 0 | 0 | 0 | 0 | 0 | 0 |
| | Wilbur Wright | 0 | 0 | 8 | 0 | 0 | 0 | 0 | 0 | 0 | 4 | 0 |
| 507 | Danville | 0 | 0 | 0 | 0 | 0 | 0 | 0 | 0 | 0 | 0 | 0 |
| 502 | DuPage | 24 | 0 | 0 | 0 | 0 | 28 | 0 | 0 | 102 | 159 | 2 |
| 509 | Elgin | 0 | 0 | 56 | 0 | 0 | 0 | 0 | 0 | 0 | 10 | 0 |
| 512 | Harper | 0 | 253 | 0 | 160 | 0 | 0 | 0 | 0 | 0 | 18 | 296 |
| 540 | Heartland | 0 | 0 | 0 | 0 | 0 | 0 | 0 | 0 | 0 | 0 | 0 |
| 519 | Highland | 0 | 0 | 0 | 0 | 0 | 0 | 0 | 0 | 0 | 42 | 0 |
| 514 | Illinois Central | 0 | 36 | 4 | 137 | 0 | 4 | 0 | 0 | 16 | 31 | 0 |
| 529 | Illinois Eastern | (0) | (0) | (0) | (0) | (0) | (0) | (0) | (0) | (0) | (10) | (0) |
| | Frontier | 0 | 0 | 0 | 0 | 0 | 0 | 0 | 0 | 0 | 0 | 0 |
| | Lincoln Trail | 0 | 0 | 0 | 0 | 0 | 0 | 0 | 0 | 0 | 0 | 0 |
| | Olney Central | 0 | 0 | 0 | 0 | 0 | 0 | 0 | 0 | 0 | 10 | 0 |
| | Wabash | 0 | 0 | 0 | 0 | 0 | 0 | 0 | 0 | 0 | 0 | 0 |
| 513 | Illinois Valley | 0 | 0 | 19 | 0 | 0 | 0 | 0 | 0 | 0 | 0 | 0 |
| 525 | Joliet | 0 | 0 | 0 | 0 | 0 | 0 | 0 | 0 | 0 | 39 | 26 |
| 520 | Kankakee | 0 | 0 | 0 | 0 | 0 | 0 | 0 | 0 | 0 | 0 | 0 |
| 501 | Kaskaskia | 0 | 0 | 22 | 0 | 0 | 0 | 0 | 0 | 0 | 0 | 0 |
| 523 | Kishwaukee | 0 | 0 | 0 | 0 | 0 | 0 | 0 | 0 | 0 | 32 | 0 |
| 532 | Lake County | 0 | 0 | 0 | 47 | 0 | 0 | 0 | 14 | 58 | 26 | 0 |
| 517 | Lake Land | 9 | 0 | 0 | 88 | 0 | 0 | 0 | 0 | 0 | 0 | 0 |
| 536 | Lewis & Clark | 0 | 0 | 21 | 44 | 0 | 0 | 4 | 0 | 0 | 0 | 0 |
| 526 | Lincoln Land | 0 | 0 | 0 | 0 | 0 | 0 | 0 | 0 | 0 | 13 | 0 |
| 530 | Logan | 0 | 43 | 44 | 24 | 0 | 0 | 0 | 0 | 8 | 40 | 0 |
| 528 | McHenry | 0 | 0 | 0 | 0 | 0 | 0 | 0 | 0 | 0 | 22 | 0 |
| 524 | Moraine Valley | 0 | 0 | 0 | 0 | 0 | 0 | 0 | 0 | 120 | 0 | 0 |
| 527 | Morton | 0 | 0 | 0 | 0 | 0 | 0 | 0 | 0 | 0 | 0 | 0 |
| 535 | Oakton | 0 | 0 | 0 | 0 | 0 | 0 | 0 | 0 | 106 | 31 | 0 |
| 505 | Parkland | 10 | 0 | 7 | 63 | 0 | 0 | 0 | 0 | 0 | 20 | 0 |
| 515 | Prairie State | 0 | 0 | 0 | 131 | 0 | 0 | 0 | 0 | 0 | 0 | 0 |
| 521 | Rend Lake | 0 | 0 | 0 | 0 | 0 | 0 | 0 | 0 | 10 | 0 | 0 |
| 537 | Richland | 0 | 0 | 0 | 0 | 0 | 0 | 0 | 0 | 0 | 0 | 0 |
| 511 | Rock Valley | 0 | 0 | 0 | 0 | 0 | 0 | 0 | 0 | 0 | 2 | 0 |
| 518 | Sandburg | 0 | 0 | 0 | 28 | 0 | 0 | 0 | 0 | 0 | 0 | 0 |
| 506 | Sauk Valley | 0 | 0 | 0 | 0 | 0 | 0 | 0 | 0 | 0 | 0 | 0 |
| 531 | Shawnee | 0 | 0 | 0 | 0 | 0 | 0 | 0 | 0 | 7 | 10 | 0 |
| 510 | South Suburban | 0 | 0 | 0 | 0 | 0 | 0 | 0 | 0 | 0 | 35 | 21 |
| 533 | Southeastern | 0 | 0 | 0 | 0 | 0 | 0 | 0 | 0 | 4 | 0 | 0 |
| 522 | Southwestern* | 0 | 38 | 0 | 0 | 0 | 0 | 9 | 0 | 53 | 0 | 178 |
| 534 | Spoon River | 0 | 0 | 0 | 0 | 0 | 0 | 0 | 0 | 0 | 0 | 0 |
| 504 | Triton | 0 | 0 | 0 | 0 | 74 | 0 | 0 | 0 | 0 | 0 | 0 |
| 516 | Waubonsee | 0 | 124 | 0 | 0 | 0 | 0 | 0 | 0 | 0 | 26 | 15 |
| 539 | Wood | 0 | 0 | 0 | 0 | 0 | 0 | 0 | 0 | 0 | 1 | 0 |
| | TOTALS | 43 | 494 | 198 | 784 | 74 | 32 | 13 | 14 | 486 | 649 | 563 |

*Formerly Belleville Area College

SOURCE OF DATA: Annual Enrollment & Completion Data (A1)

Illinois Community College Board

Table III-3

ANNUAL UNDUPLICATED ENROLLMENT BY ACADEMIC PROGRAM BY COLLEGE
FOR FISCAL YEAR 2001

| Dist. No. | District/College | Occ Therapy Asst 12 510803 | Pharmacy Tech/Asst 12 510805 | Phys Therapy Asst 12 510806 | Physician Assistant 12 510807 | Ver-Asst/Animal Hlth Tech 12 510808 | Cardiovascular Tech 12 510901 | EEG Tech 12 510903 | Emerg Med Tech 12 510904 | Nuclear Med Tech 12 510905 | Med Radiologic Tech 12 510907 | Resp Therapy Tech 12 510908 |
|-----------|------------------|----------------------------|------------------------------|-----------------------------|-------------------------------|-------------------------------------|-------------------------------|--------------------|--------------------------|----------------------------|-------------------------------|-----------------------------|
| 503 | Black Hawk | 118 | 4 | 96 | 0 | 0 | 0 | 6 | 51 | 0 | 24 | 7 |
| 508 | Chicago | (25) | (36) | (0) | (78) | (0) | (0) | (0) | (199) | (0) | (127) | (54) |
| | Daley | 0 | 3 | 0 | 0 | 0 | 0 | 0 | 0 | 0 | 0 | 0 |
| | Kennedy-King | 0 | 0 | 0 | 0 | 0 | 0 | 0 | 0 | 0 | 0 | 0 |
| | Malcolm X | 0 | 33 | 0 | 78 | 0 | 0 | 0 | 167 | 0 | 53 | 28 |
| | Olive-Harvey | 0 | 0 | 0 | 0 | 0 | 0 | 0 | 0 | 0 | 0 | 26 |
| | Truman | 0 | 0 | 0 | 0 | 0 | 0 | 0 | 0 | 0 | 0 | 0 |
| | Washington | 0 | 0 | 0 | 0 | 0 | 0 | 0 | 0 | 0 | 0 | 0 |
| | Wilbur Wright | 25 | 0 | 0 | 0 | 0 | 0 | 0 | 32 | 0 | 74 | 0 |
| 507 | Danville | 0 | 0 | 0 | 0 | 0 | 0 | 0 | 0 | 0 | 21 | 0 |
| 502 | DuPage | 105 | 0 | 114 | 0 | 0 | 0 | 0 | 122 | 37 | 191 | 109 |
| 509 | Elgin | 0 | 0 | 66 | 0 | 0 | 0 | 0 | 59 | 0 | 0 | 0 |
| 512 | Harper | 0 | 94 | 0 | 0 | 0 | 76 | 0 | 0 | 0 | 0 | 0 |
| 540 | Heartland | 0 | 0 | 0 | 0 | 0 | 0 | 0 | 0 | 0 | 0 | 0 |
| 519 | Highland | 0 | 0 | 0 | 0 | 0 | 0 | 0 | 0 | 0 | 0 | 0 |
| 514 | Illinois Central | 51 | 9 | 90 | 0 | 0 | 0 | 0 | 58 | 0 | 127 | 63 |
| 529 | Illinois Eastern | (0) | (0) | (0) | (0) | (0) | (0) | (0) | (91) | (0) | (28) | (0) |
| | Frontier | 0 | 0 | 0 | 0 | 0 | 0 | 0 | 91 | 0 | 0 | 0 |
| | Lincoln Trail | 0 | 0 | 0 | 0 | 0 | 0 | 0 | 0 | 0 | 0 | 0 |
| | Olney Central | 0 | 0 | 0 | 0 | 0 | 0 | 0 | 0 | 0 | 28 | 0 |
| | Wabash | 0 | 0 | 0 | 0 | 0 | 0 | 0 | 0 | 0 | 0 | 0 |
| 513 | Illinois Valley | 0 | 0 | 0 | 0 | 0 | 0 | 0 | 0 | 0 | 0 | 0 |
| 525 | Joliet | 0 | 0 | 0 | 0 | 147 | 0 | 0 | 0 | 0 | 0 | 0 |
| 520 | Kankakee | 0 | 0 | 35 | 0 | 0 | 0 | 0 | 115 | 0 | 88 | 30 |
| 501 | Kaskaskia | 0 | 0 | 23 | 0 | 0 | 0 | 0 | 0 | 0 | 50 | 0 |
| 523 | Kishwaukee | 0 | 0 | 0 | 0 | 0 | 0 | 0 | 0 | 0 | 39 | 0 |
| 532 | Lake County | 0 | 0 | 0 | 0 | 0 | 0 | 0 | 58 | 0 | 66 | 0 |
| 517 | Lake Land | 0 | 0 | 47 | 0 | 0 | 0 | 0 | 28 | 0 | 0 | 0 |
| 536 | Lewis & Clark | 31 | 0 | 0 | 0 | 0 | 0 | 0 | 0 | 0 | 0 | 0 |
| 526 | Lincoln Land | 29 | 0 | 58 | 0 | 0 | 0 | 0 | 14 | 0 | 116 | 13 |
| 530 | Logan | 22 | 0 | 0 | 0 | 0 | 0 | 0 | 23 | 0 | 0 | 0 |
| 528 | McHenry | 0 | 0 | 0 | 0 | 0 | 0 | 0 | 90 | 0 | 0 | 0 |
| 524 | Moraine Valley | 0 | 0 | 0 | 0 | 0 | 0 | 0 | 229 | 0 | 75 | 34 |
| 527 | Morton | 0 | 0 | 26 | 0 | 0 | 0 | 0 | 0 | 0 | 0 | 0 |
| 535 | Oakton | 0 | 0 | 58 | 0 | 0 | 0 | 0 | 14 | 0 | 0 | 0 |
| 505 | Parkland | 28 | 0 | 0 | 0 | 70 | 0 | 0 | 5 | 0 | 28 | 31 |
| 515 | Prairie State | 0 | 0 | 0 | 0 | 0 | 0 | 0 | 117 | 0 | 0 | 0 |
| 521 | Rend Lake | 11 | 0 | 0 | 0 | 0 | 0 | 0 | 37 | 0 | 0 | 0 |
| 537 | Richland | 0 | 6 | 0 | 0 | 0 | 0 | 0 | 16 | 0 | 0 | 0 |
| 511 | Rock Valley | 0 | 4 | 0 | 0 | 0 | 0 | 0 | 0 | 0 | 0 | 88 |
| 518 | Sandburg | 0 | 0 | 2 | 0 | 0 | 0 | 0 | 48 | 0 | 97 | 1 |
| 506 | Sauk Valley | 0 | 0 | 0 | 0 | 0 | 0 | 0 | 20 | 0 | 106 | 0 |
| 531 | Shawnee | 14 | 0 | 0 | 0 | 0 | 0 | 0 | 0 | 0 | 0 | 0 |
| 510 | South Suburban | 42 | 52 | 0 | 0 | 0 | 0 | 0 | 245 | 0 | 40 | 0 |
| 533 | Southeastern | 14 | 0 | 0 | 0 | 0 | 0 | 0 | 36 | 0 | 0 | 0 |
| 522 | Southwestern* | 0 | 0 | 114 | 0 | 0 | 0 | 0 | 249 | 0 | 186 | 42 |
| 534 | Spoon River | 0 | 0 | 0 | 0 | 0 | 0 | 0 | 0 | 0 | 0 | 0 |
| 504 | Triton | 0 | 0 | 0 | 0 | 0 | 0 | 0 | 0 | 42 | 121 | 67 |
| 516 | Waubonsee | 0 | 0 | 0 | 0 | 0 | 0 | 0 | 0 | 0 | 0 | 23 |
| 539 | Wood | 0 | 0 | 0 | 0 | 0 | 0 | 0 | 0 | 0 | 22 | 0 |
| | TOTALS | 490 | 205 | 729 | 78 | 217 | 76 | 6 | 1,924 | 79 | 1,552 | 562 |

*Formerly Belleville Area College

SOURCE OF DATA: Annual Enrollment & Completion Data (A1)

Illinois Community College Board

Table III-3

ANNUAL UNDUPLICATED ENROLLMENT BY ACADEMIC PROGRAM BY COLLEGE
FOR FISCAL YEAR 2001

| Dist. No. | District/College | Surg/Op Room Tech 12 510909 | Diag Med Sonography 12 510910 | Renal Dialysis Tech 12 510911 | Comp Tomography 12 510913 | MRI 12 510914 | Med Lab Tech 12 511004 | Alcohol/Drug Counseling 12 511501 | Psych/Mntl Hlth Svcs Tech 12 511502 | Dev Disab/ Habilitatn Aide 12 511504 | Nursing (RN) 12 511601 | Prac Nurse (LPN) 12 511613 |
|-----------|------------------|-----------------------------|-------------------------------|-------------------------------|---------------------------|---------------|------------------------|-----------------------------------|-------------------------------------|--------------------------------------|------------------------|----------------------------|
| 503 | Black Hawk | 0 | 0 | 0 | 0 | 0 | 0 | 0 | 0 | 0 | 364 | 91 |
| 508 | Chicago | (39) | (0) | (40) | (0) | (0) | (68) | (233) | (15) | (0) | (660) | (643) |
| | Daley | 0 | 0 | 0 | 0 | 0 | 0 | 0 | 0 | 0 | 110 | 0 |
| | Kennedy-King | 0 | 0 | 0 | 0 | 0 | 0 | 42 | 12 | 0 | 112 | 586 |
| | Malcolm X | 39 | 0 | 40 | 0 | 0 | 51 | 0 | 0 | 0 | 106 | 0 |
| | Olive-Harvey | 0 | 0 | 0 | 0 | 0 | 16 | 0 | 0 | 0 | 130 | 0 |
| | Truman | 0 | 0 | 0 | 0 | 0 | 0 | 0 | 0 | 0 | 202 | 0 |
| | Washington | 0 | 0 | 0 | 0 | 0 | 0 | 191 | 3 | 0 | 0 | 0 |
| | Wilbur Wright | 0 | 0 | 0 | 0 | 0 | 1 | 0 | 0 | 0 | 0 | 57 |
| 507 | Danville | 0 | 0 | 0 | 0 | 0 | 0 | 30 | 0 | 0 | 98 | 25 |
| 502 | DuPage | 48 | 18 | 0 | 0 | 0 | 0 | 189 | 0 | 0 | 781 | 6 |
| 509 | Elgin | 45 | 0 | 0 | 0 | 0 | 44 | 12 | 1 | 0 | 571 | 1 |
| 512 | Harper | 2 | 0 | 0 | 0 | 0 | 0 | 0 | 0 | 1 | 590 | 23 |
| 540 | Heartland | 0 | 0 | 0 | 0 | 0 | 0 | 0 | 0 | 0 | 143 | 25 |
| 519 | Highland | 0 | 0 | 0 | 0 | 0 | 0 | 0 | 0 | 0 | 133 | 130 |
| 514 | Illinois Central | 105 | 0 | 0 | 0 | 0 | 56 | 39 | 0 | 0 | 538 | 119 |
| 529 | Illinois Eastern | (0) | (0) | (0) | (0) | (0) | (0) | (0) | (0) | (0) | (161) | (42) |
| | Frontier | 0 | 0 | 0 | 0 | 0 | 0 | 0 | 0 | 0 | 0 | 0 |
| | Lincoln Trail | 0 | 0 | 0 | 0 | 0 | 0 | 0 | 0 | 0 | 1 | 0 |
| | Olney Central | 0 | 0 | 0 | 0 | 0 | 0 | 0 | 0 | 0 | 160 | 42 |
| | Wabash | 0 | 0 | 0 | 0 | 0 | 0 | 0 | 0 | 0 | 0 | 0 |
| 513 | Illinois Valley | 0 | 0 | 0 | 0 | 0 | 0 | 0 | 0 | 0 | 108 | 37 |
| 525 | Joliet | 0 | 0 | 0 | 0 | 0 | 0 | 0 | 0 | 0 | 360 | 0 |
| 520 | Kankakee | 0 | 0 | 0 | 0 | 0 | 28 | 0 | 0 | 0 | 276 | 183 |
| 501 | Kaskaskia | 0 | 6 | 0 | 0 | 0 | 0 | 0 | 0 | 0 | 198 | 37 |
| 523 | Kishwaukee | 0 | 0 | 0 | 0 | 0 | 0 | 0 | 0 | 0 | 107 | 0 |
| 532 | Lake County | 0 | 0 | 0 | 0 | 0 | 56 | 60 | 0 | 0 | 449 | 0 |
| 517 | Lake Land | 0 | 0 | 0 | 0 | 0 | 0 | 0 | 0 | 0 | 205 | 92 |
| 536 | Lewis & Clark | 0 | 0 | 0 | 0 | 0 | 17 | 0 | 0 | 0 | 141 | 20 |
| 526 | Lincoln Land | 0 | 0 | 0 | 0 | 0 | 0 | 0 | 0 | 0 | 401 | 22 |
| 530 | Logan | 0 | 13 | 0 | 0 | 0 | 21 | 0 | 0 | 0 | 104 | 161 |
| 528 | McHenry | 0 | 0 | 0 | 0 | 0 | 0 | 0 | 0 | 4 | 0 | 0 |
| 524 | Moraine Valley | 0 | 0 | 0 | 0 | 0 | 10 | 108 | 0 | 0 | 211 | 0 |
| 527 | Morton | 0 | 0 | 0 | 0 | 0 | 0 | 0 | 0 | 0 | 116 | 0 |
| 535 | Oakton | 0 | 0 | 0 | 0 | 0 | 5 | 50 | 0 | 0 | 189 | 0 |
| 505 | Parkland | 15 | 0 | 0 | 0 | 0 | 0 | 0 | 0 | 0 | 109 | 103 |
| 515 | Prairie State | 42 | 0 | 0 | 0 | 0 | 0 | 68 | 31 | 0 | 333 | 0 |
| 521 | Rend Lake | 4 | 0 | 0 | 0 | 0 | 14 | 0 | 0 | 0 | 64 | 75 |
| 537 | Richland | 72 | 0 | 0 | 0 | 0 | 0 | 0 | 0 | 0 | 126 | 0 |
| 511 | Rock Valley | 12 | 0 | 0 | 0 | 0 | 0 | 1 | 0 | 0 | 305 | 34 |
| 518 | Sandburg | 0 | 16 | 0 | 0 | 0 | 0 | 3 | 0 | 0 | 182 | 141 |
| 506 | Sauk Valley | 0 | 0 | 0 | 0 | 0 | 18 | 0 | 0 | 0 | 153 | 68 |
| 531 | Shawnee | 6 | 0 | 0 | 0 | 0 | 9 | 33 | 0 | 0 | 51 | 59 |
| 510 | South Suburban | 0 | 18 | 0 | 0 | 0 | 0 | 7 | 0 | 0 | 206 | 51 |
| 533 | Southeastern | 1 | 0 | 0 | 0 | 0 | 6 | 0 | 41 | 0 | 47 | 92 |
| 522 | Southwestern* | 0 | 0 | 0 | 0 | 0 | 40 | 0 | 0 | 0 | 476 | 0 |
| 534 | Spoon River | 0 | 0 | 0 | 0 | 0 | 0 | 0 | 0 | 0 | 65 | 4 |
| 504 | Triton | 61 | 81 | 0 | 11 | 54 | 0 | 86 | 0 | 0 | 369 | 142 |
| 516 | Waubensee | 0 | 0 | 0 | 0 | 0 | 0 | 26 | 0 | 0 | 418 | 0 |
| 539 | Wood | <u>16</u> | <u>0</u> | <u>0</u> | <u>0</u> | <u>0</u> | <u>8</u> | <u>0</u> | <u>0</u> | <u>0</u> | <u>65</u> | <u>90</u> |
| | TOTALS | 468 | 152 | 40 | 11 | 54 | 400 | 945 | 88 | 5 | 9,873 | 2,516 |

*Formerly Belleville Area College

SOURCE OF DATA: Annual Enrollment & Completion Data (A1)

Illinois Community College Board

Table III-3

ANNUAL UNDUPLICATED ENROLLMENT BY ACADEMIC PROGRAM BY COLLEGE
FOR FISCAL YEAR 2001

| Dist. No. | District/College | Nurse Assistant/Aide 12 511614 | Home Health Aide 12 511615 | Optician 12 511801 | Ophthalmic Med Tech 12 511803 | Med Lab Aide/ Phleb 12 512602 | Therap Rec Assg 12 512604 | Allied Hlth Enrollers 12 519999 | Business, General 12 520101 | Bus Adm/Mgmt, Gen 12 520201 | Pur/Proc/Cont Mgmt 12 520202 | Logistics Mgmt 12 520203 |
|-----------|------------------------|--------------------------------|----------------------------|--------------------|-------------------------------|-------------------------------|---------------------------|---------------------------------|-----------------------------|-----------------------------|------------------------------|--------------------------|
| 503 | Black Hawk | 64 | 0 | 0 | 0 | 0 | 0 | 0 | 0 | 51 | 0 | 0 |
| 508 | Chicago (S91) | (591) | (0) | (0) | (0) | (0) | (0) | (0) | (0) | (132) | (0) | (0) |
| | Daley | 10 | 0 | 0 | 0 | 0 | 0 | 0 | 0 | 21 | 0 | 0 |
| | Kennedy-King | 335 | 0 | 0 | 0 | 0 | 0 | 0 | 0 | 13 | 0 | 0 |
| | Malcolm X | 6 | 0 | 0 | 0 | 0 | 0 | 0 | 0 | 0 | 0 | 0 |
| | Olive-Harvey | 63 | 0 | 0 | 0 | 0 | 0 | 0 | 0 | 23 | 0 | 0 |
| | Truman | 24 | 0 | 0 | 0 | 0 | 0 | 0 | 0 | 16 | 0 | 0 |
| | Washington | 105 | 0 | 0 | 0 | 0 | 0 | 0 | 0 | 15 | 0 | 0 |
| | Wilbur Wright | 48 | 0 | 0 | 0 | 0 | 0 | 0 | 0 | 44 | 0 | 0 |
| 507 | Danville | 95 | 0 | 0 | 0 | 0 | 0 | 39 | 0 | 0 | 0 | 0 |
| 502 | DuPage | 222 | 0 | 0 | 0 | 0 | 0 | 0 | 0 | 328 | 0 | 0 |
| 509 | Elgin | 29 | 0 | 0 | 0 | 0 | 0 | 36 | 0 | 176 | 0 | 0 |
| 512 | Harper | 96 | 0 | 0 | 0 | 0 | 0 | 0 | 0 | 35 | 0 | 0 |
| 540 | Heartland | 16 | 0 | 0 | 0 | 0 | 0 | 0 | 0 | 0 | 0 | 4 |
| 519 | Highland | 57 | 0 | 0 | 0 | 0 | 0 | 0 | 0 | 62 | 0 | 0 |
| 514 | Illinois Central | 51 | 0 | 0 | 0 | 0 | 0 | 85 | 0 | 351 | 0 | 4 |
| 529 | Illinois Eastern (177) | (177) | (0) | (0) | (0) | (0) | (0) | (2) | (0) | (27) | (0) | (0) |
| | Frontier | 76 | 0 | 0 | 0 | 0 | 0 | 0 | 0 | 0 | 0 | 0 |
| | Lincoln Trail | 51 | 0 | 0 | 0 | 0 | 0 | 0 | 0 | 27 | 0 | 0 |
| | Olney Central | 33 | 0 | 0 | 0 | 0 | 0 | 0 | 0 | 0 | 0 | 0 |
| | Wabash | 17 | 0 | 0 | 0 | 0 | 0 | 2 | 0 | 0 | 0 | 0 |
| 513 | Illinois Valley | 53 | 0 | 0 | 0 | 0 | 0 | 251 | 0 | 87 | 0 | 0 |
| 525 | Joliet | 149 | 0 | 0 | 0 | 0 | 0 | 666 | 0 | 0 | 0 | 0 |
| 520 | Kankakee | 28 | 0 | 0 | 0 | 0 | 0 | 203 | 0 | 194 | 0 | 0 |
| 501 | Kaskaskia | 27 | 0 | 0 | 0 | 0 | 0 | 94 | 0 | 165 | 0 | 0 |
| 523 | Kishwaukee | 55 | 0 | 0 | 0 | 0 | 0 | 8 | 0 | 39 | 0 | 3 |
| 532 | Lake County | 78 | 0 | 0 | 0 | 0 | 0 | 572 | 0 | 363 | 0 | 0 |
| 517 | Lake Land | 30 | 0 | 0 | 0 | 0 | 0 | 0 | 0 | 310 | 0 | 0 |
| 536 | Lewis & Clark | 94 | 0 | 0 | 0 | 0 | 0 | 21 | 0 | 69 | 0 | 0 |
| 526 | Lincoln Land | 243 | 0 | 0 | 0 | 0 | 0 | 0 | 0 | 134 | 0 | 0 |
| 530 | Logan | 73 | 0 | 0 | 0 | 0 | 0 | 661 | 0 | 0 | 0 | 0 |
| 528 | McHenry | 107 | 1 | 6 | 0 | 0 | 0 | 72 | 0 | 168 | 0 | 0 |
| 524 | Moraine Valley | 0 | 0 | 0 | 0 | 113 | 61 | 280 | 10 | 713 | 0 | 0 |
| 527 | Morton | 36 | 0 | 0 | 0 | 0 | 0 | 0 | 0 | 7 | 0 | 0 |
| 535 | Oakton | 53 | 0 | 0 | 0 | 23 | 0 | 0 | 0 | 2 | 0 | 7 |
| 505 | Parkland | 73 | 0 | 0 | 0 | 0 | 0 | 514 | 0 | 185 | 0 | 1 |
| 515 | Prairie State | 34 | 0 | 0 | 0 | 0 | 0 | 0 | 0 | 0 | 0 | 0 |
| 521 | Rend Lake | 65 | 0 | 0 | 0 | 0 | 0 | 65 | 0 | 182 | 0 | 0 |
| 537 | Richland | 12 | 0 | 0 | 0 | 0 | 0 | 82 | 0 | 189 | 0 | 0 |
| 511 | Rock Valley | 427 | 0 | 0 | 0 | 0 | 0 | 0 | 0 | 335 | 0 | 10 |
| 518 | Sandburg | 123 | 0 | 0 | 0 | 0 | 0 | 0 | 0 | 12 | 132 | 0 |
| 506 | Sauk Valley | 27 | 0 | 0 | 0 | 0 | 0 | 0 | 0 | 63 | 0 | 0 |
| 531 | Shawnee | 125 | 0 | 0 | 0 | 0 | 0 | 0 | 0 | 12 | 0 | 0 |
| 510 | South Suburban | 114 | 0 | 0 | 0 | 0 | 0 | 1,184 | 0 | 0 | 0 | 5 |
| 533 | Southeastern | 29 | 0 | 0 | 0 | 0 | 0 | 0 | 0 | 81 | 0 | 0 |
| 522 | Southwestern* | 46 | 0 | 0 | 0 | 0 | 0 | 163 | 0 | 306 | 0 | 0 |
| 534 | Spoon River | 98 | 0 | 0 | 0 | 0 | 0 | 1 | 0 | 0 | 0 | 0 |
| 504 | Triton | 134 | 0 | 0 | 41 | 0 | 0 | 33 | 0 | 278 | 0 | 0 |
| 516 | Waubonsee | 65 | 0 | 0 | 0 | 0 | 0 | 110 | 0 | 89 | 0 | 65 |
| 539 | Wood | 72 | 0 | 0 | 0 | 0 | 0 | 54 | 0 | 95 | 0 | 0 |
| | TOTALS | 3,868 | 1 | 6 | 41 | 136 | 61 | 5,196 | 10 | 5,240 | 132 | 99 |

*Formerly Belleville Area College

SOURCE OF DATA: Annual Enrollment & Completion Data (A1)

Illinois Community College Board
Table III-3
ANNUAL UNDUPLICATED ENROLLMENT BY ACADEMIC PROGRAM BY COLLEGE
FOR FISCAL YEAR 2001

| Dist. No. | District/College | Ofc Superv/Mgmt 12.520204 | Operations Mgmt 12.520205 | Accounting 12.520301 | Accounting Tech 12.520302 | Admin Assr/Sec.Sci. Gen 12.520401 | Exec Assr/Secretary 12.520402 | Legal Admin Assr/Sec 12.520403 | Med Admin Assr/Sec 12.520404 | Court Reporter 12.520405 | Info Proc/Data Entry Tech 12.520407 | Gen Ofc/Clerical/Typp Svcs 12.520408 |
|-----------|------------------|---------------------------|---------------------------|----------------------|---------------------------|-----------------------------------|-------------------------------|--------------------------------|------------------------------|--------------------------|-------------------------------------|--------------------------------------|
| 503 | Black Hawk | 15 | 0 | 0 | 116 | 74 | 0 | 7 | 0 | 0 | 80 | 0 |
| 508 | Chicago | (0) | (0) | (0) | (502) | (60) | (2) | (0) | (17) | (0) | (291) | (40) |
| | Daley | 0 | 0 | 0 | 80 | 3 | 0 | 0 | 17 | 0 | 241 | 0 |
| | Kennedy-King | 0 | 0 | 0 | 41 | 2 | 0 | 0 | 0 | 0 | 48 | 13 |
| | Malcolm X | 0 | 0 | 0 | 84 | 38 | 0 | 0 | 0 | 0 | 0 | 0 |
| | Olive-Harvey | 0 | 0 | 0 | 58 | 17 | 0 | 0 | 0 | 0 | 0 | 0 |
| | Truman | 0 | 0 | 0 | 61 | 0 | 0 | 0 | 0 | 0 | 1 | 0 |
| | Washington | 0 | 0 | 0 | 93 | 0 | 2 | 0 | 0 | 0 | 1 | 0 |
| | Wilbur Wright | 0 | 0 | 0 | 85 | 0 | 0 | 0 | 0 | 0 | 0 | 27 |
| 507 | Danville | 15 | 0 | 0 | 71 | 17 | 49 | 0 | 49 | 0 | 35 | 2 |
| 502 | DuPage | 15 | 0 | 0 | 410 | 220 | 0 | 17 | 0 | 0 | 0 | 0 |
| 509 | Elgin | 8 | 0 | 0 | 173 | 29 | 107 | 4 | 1 | 0 | 6 | 17 |
| 512 | Harper | 0 | 0 | 0 | 373 | 37 | 42 | 11 | 3 | 0 | 0 | 18 |
| 540 | Heartland | 0 | 0 | 0 | 0 | 70 | 0 | 0 | 0 | 0 | 52 | 0 |
| 519 | Highland | 1 | 0 | 0 | 55 | 45 | 0 | 0 | 0 | 0 | 0 | 11 |
| 514 | Illinois Central | 5 | 0 | 0 | 190 | 89 | 0 | 0 | 33 | 7 | 7 | 36 |
| 529 | Illinois Eastern | (0) | (0) | (0) | (58) | (76) | (6) | (0) | (45) | (7) | (219) | (0) |
| | Frontier | 0 | 0 | 0 | 0 | 12 | 0 | 0 | 1 | 0 | 74 | 0 |
| | Lincoln Trail | 0 | 0 | 0 | 0 | 16 | 6 | 0 | 0 | 0 | 51 | 0 |
| | Olney Central | 0 | 0 | 0 | 58 | 37 | 0 | 0 | 44 | 0 | 58 | 0 |
| | Wabash | 0 | 0 | 0 | 0 | 11 | 0 | 0 | 0 | 7 | 36 | 0 |
| 513 | Illinois Valley | 0 | 0 | 0 | 74 | 0 | 0 | 0 | 0 | 0 | 131 | 21 |
| 525 | Joliet | 0 | 63 | 0 | 96 | 155 | 0 | 21 | 0 | 1 | 293 | 1 |
| 520 | Kankakee | 0 | 0 | 0 | 81 | 118 | 0 | 6 | 4 | 0 | 50 | 0 |
| 501 | Kaskaskia | 1 | 0 | 0 | 67 | 0 | 41 | 0 | 0 | 0 | 0 | 11 |
| 523 | Kishwaukee | 0 | 5 | 0 | 3 | 57 | 0 | 3 | 0 | 0 | 2 | 21 |
| 532 | Lake County | 0 | 1 | 2 | 276 | 229 | 0 | 0 | 3 | 0 | 424 | 0 |
| 517 | Lake Land | 10 | 0 | 0 | 98 | 63 | 0 | 20 | 27 | 0 | 288 | 14 |
| 536 | Lewis & Clark | 0 | 4 | 0 | 88 | 67 | 0 | 18 | 61 | 0 | 0 | 22 |
| 526 | Lincoln Land | 2 | 0 | 0 | 60 | 40 | 1 | 7 | 7 | 0 | 117 | 9 |
| 530 | Logan | 13 | 0 | 0 | 63 | 2 | 16 | 13 | 20 | 0 | 0 | 2 |
| 528 | McHenry | 0 | 134 | 0 | 74 | 86 | 0 | 4 | 0 | 0 | 53 | 0 |
| 524 | Moraine Valley | 0 | 0 | 0 | 56 | 499 | 15 | 12 | 0 | 0 | 0 | 0 |
| 527 | Morton | 0 | 0 | 0 | 5 | 12 | 0 | 0 | 2 | 0 | 19 | 2 |
| 535 | Oakton | 14 | 89 | 0 | 260 | 127 | 22 | 0 | 0 | 0 | 0 | 0 |
| 505 | Parkland | 0 | 0 | 0 | 154 | 17 | 81 | 5 | 5 | 0 | 4 | 0 |
| 515 | Prairie State | 0 | 51 | 0 | 28 | 94 | 0 | 0 | 0 | 0 | 76 | 0 |
| 521 | Rend Lake | 0 | 0 | 0 | 0 | 71 | 0 | 4 | 22 | 0 | 97 | 0 |
| 537 | Richland | 0 | 1 | 0 | 0 | 207 | 0 | 0 | 0 | 0 | 176 | 0 |
| 511 | Rock Valley | 2 | 0 | 0 | 137 | 92 | 0 | 9 | 38 | 0 | 66 | 0 |
| 518 | Sandburg | 0 | 0 | 0 | 84 | 72 | 0 | 7 | 27 | 0 | 29 | 15 |
| 506 | Sauk Valley | 0 | 0 | 0 | 54 | 30 | 0 | 15 | 27 | 0 | 33 | 13 |
| 531 | Shawnee | 0 | 0 | 0 | 44 | 4 | 13 | 6 | 26 | 0 | 5 | 8 |
| 510 | South Suburban | 74 | 0 | 0 | 129 | 32 | 90 | 0 | 0 | 148 | 18 | 6 |
| 533 | Southeastern | 0 | 0 | 0 | 0 | 27 | 0 | 0 | 7 | 0 | 95 | 12 |
| 522 | Southwestern* | 0 | 0 | 0 | 97 | 160 | 0 | 24 | 16 | 0 | 994 | 0 |
| 534 | Spoon River | 0 | 0 | 0 | 0 | 71 | 0 | 0 | 0 | 0 | 0 | 9 |
| 504 | Triton | 0 | 22 | 0 | 145 | 82 | 101 | 1 | 0 | 306 | 0 | 0 |
| 516 | Waubonsee | 0 | 17 | 0 | 157 | 61 | 37 | 10 | 6 | 0 | 121 | 19 |
| 539 | Wood | 0 | 0 | 0 | 23 | 77 | 11 | 6 | 24 | 0 | 3 | 5 |
| | TOTALS | 175 | 387 | 2 | 4,301 | 3,269 | 634 | 230 | 470 | 469 | 3,784 | 314 |

*Formerly Belleville Area College

SOURCE OF DATA: Annual Enrollment & Completion Data (A1)

Illinois Community College Board

Table III-3

ANNUAL UNDUPLICATED ENROLLMENT BY ACADEMIC PROGRAM BY COLLEGE
FOR FISCAL YEAR 2001

| Dist. No. | District/College | Business Comm 12 520501 | Enterprise Mgmt/Oper. Gen 12 520701 | Finance, General 12 520801 | Banking/Fin Support Svcs 12 520803 | Investmnt/Securities 12 520807 | Hotel/Motel/Restaur Mgmt 12 520902 | Human Resources Mgmt 12 521001 | Internat'l Business 12 521101 | MIS/Bus Data Proc 12 521201 | Bus Comp Programming 12 521202 | Bus Systems Analy/Dsgn 12 521203 |
|-----------|------------------|-------------------------|-------------------------------------|----------------------------|------------------------------------|--------------------------------|------------------------------------|--------------------------------|-------------------------------|-----------------------------|--------------------------------|----------------------------------|
| 503 | Black Hawk | 0 | 0 | 0 | 33 | 0 | 0 | 0 | 1 | 0 | 131 | 0 |
| 508 | Chicago | (0) | (0) | (0) | (6) | (0) | (8) | (0) | (0) | (0) | (1,606) | (0) |
| | Daley | 0 | 0 | 0 | 0 | 0 | 0 | 0 | 0 | 0 | 296 | 0 |
| | Kennedy-King | 0 | 0 | 0 | 0 | 0 | 0 | 0 | 0 | 0 | 216 | 0 |
| | Malcolm X | 0 | 0 | 0 | 0 | 0 | 0 | 0 | 0 | 0 | 255 | 0 |
| | Olive-Harvey | 0 | 0 | 0 | 0 | 0 | 0 | 0 | 0 | 0 | 166 | 0 |
| | Truman | 0 | 0 | 0 | 0 | 0 | 0 | 0 | 0 | 0 | 360 | 0 |
| | Washington | 0 | 0 | 0 | 1 | 0 | 8 | 0 | 0 | 0 | 155 | 0 |
| | Wilbur Wright | 0 | 0 | 0 | 5 | 0 | 0 | 0 | 0 | 0 | 158 | 0 |
| 507 | Danville | 0 | 0 | 0 | 1 | 0 | 0 | 0 | 0 | 0 | 168 | 0 |
| 502 | DuPage | 0 | 0 | 0 | 0 | 0 | 68 | 0 | 0 | 0 | 1,109 | 0 |
| 509 | Elgin | 0 | 1 | 0 | 0 | 0 | 6 | 0 | 0 | 0 | 463 | 0 |
| 512 | Harper | 0 | 17 | 0 | 186 | 0 | 15 | 32 | 62 | 0 | 2,138 | 0 |
| 540 | Heartland | 0 | 18 | 0 | 0 | 0 | 0 | 0 | 0 | 161 | 53 | 0 |
| 519 | Highland | 0 | 0 | 0 | 0 | 0 | 0 | 3 | 0 | 0 | 57 | 0 |
| 514 | Illinois Central | 0 | 0 | 0 | 34 | 0 | 0 | 0 | 0 | 0 | 266 | 0 |
| 529 | Illinois Eastern | (0) | (0) | (0) | (0) | (0) | (0) | (0) | (0) | (0) | (0) | (66) |
| | Frontier | 0 | 0 | 0 | 0 | 0 | 0 | 0 | 0 | 0 | 0 | 0 |
| | Lincoln Trail | 0 | 0 | 0 | 0 | 0 | 0 | 0 | 0 | 0 | 0 | 66 |
| | Olney Central | 0 | 0 | 0 | 0 | 0 | 0 | 0 | 0 | 0 | 0 | 0 |
| | Wabash | 0 | 0 | 0 | 0 | 0 | 0 | 0 | 0 | 0 | 0 | 0 |
| 513 | Illinois Valley | 0 | 0 | 0 | 0 | 0 | 0 | 0 | 0 | 0 | 40 | 0 |
| 525 | Joliet | 0 | 0 | 24 | 0 | 0 | 0 | 37 | 0 | 0 | 169 | 0 |
| 520 | Kankakee | 0 | 0 | 0 | 0 | 0 | 0 | 0 | 0 | 0 | 191 | 0 |
| 501 | Kaskaskia | 0 | 0 | 0 | 0 | 0 | 0 | 0 | 0 | 0 | 93 | 0 |
| 523 | Kishwaukee | 0 | 0 | 0 | 0 | 0 | 0 | 0 | 0 | 0 | 64 | 0 |
| 532 | Lake County | 0 | 0 | 0 | 0 | 0 | 0 | 0 | 0 | 0 | 377 | 0 |
| 517 | Lake Land | 0 | 0 | 0 | 0 | 0 | 0 | 0 | 0 | 0 | 99 | 0 |
| 536 | Lewis & Clark | 0 | 13 | 0 | 2 | 0 | 13 | 5 | 0 | 0 | 254 | 0 |
| 526 | Lincoln Land | 0 | 0 | 0 | 0 | 0 | 27 | 0 | 0 | 0 | 268 | 0 |
| 530 | Logan | 0 | 0 | 0 | 7 | 0 | 0 | 0 | 0 | 0 | 205 | 0 |
| 528 | McHenry | 0 | 2 | 0 | 0 | 0 | 0 | 0 | 4 | 0 | 319 | 0 |
| 524 | Moraine Valley | 0 | 60 | 0 | 0 | 0 | 0 | 60 | 0 | 0 | 356 | 0 |
| 527 | Morton | 0 | 0 | 0 | 0 | 0 | 0 | 0 | 0 | 0 | 17 | 0 |
| 535 | Oakton | 0 | 0 | 0 | 39 | 54 | 82 | 0 | 0 | 0 | 1,137 | 0 |
| 505 | Parkland | 0 | 19 | 0 | 2 | 0 | 40 | 0 | 3 | 23 | 410 | 0 |
| 515 | Prairie State | 0 | 4 | 0 | 37 | 0 | 1 | 0 | 0 | 0 | 384 | 0 |
| 521 | Rend Lake | 0 | 1 | 0 | 0 | 0 | 0 | 0 | 0 | 0 | 0 | 0 |
| 537 | Richland | 0 | 0 | 0 | 0 | 0 | 0 | 0 | 0 | 0 | 206 | 6 |
| 511 | Rock Valley | 0 | 22 | 0 | 43 | 0 | 3 | 0 | 0 | 0 | 322 | 0 |
| 518 | Sandburg | 0 | 0 | 0 | 0 | 0 | 0 | 35 | 0 | 0 | 110 | 0 |
| 506 | Sauk Valley | 0 | 0 | 0 | 1 | 0 | 0 | 0 | 0 | 0 | 81 | 0 |
| 531 | Shawnee | 0 | 0 | 0 | 0 | 0 | 2 | 0 | 0 | 0 | 113 | 0 |
| 510 | South Suburban | 0 | 46 | 0 | 21 | 0 | 0 | 0 | 0 | 0 | 359 | 0 |
| 533 | Southeastern | 0 | 0 | 0 | 0 | 0 | 0 | 0 | 0 | 0 | 55 | 0 |
| 522 | Southwestern* | 0 | 48 | 0 | 17 | 0 | 0 | 0 | 0 | 0 | 135 | 0 |
| 534 | Spoon River | 0 | 0 | 0 | 2 | 0 | 0 | 0 | 0 | 0 | 40 | 0 |
| 504 | Triton | 0 | 3 | 0 | 0 | 0 | 52 | 0 | 0 | 0 | 351 | 5 |
| 516 | Waubonsee | 8 | 47 | 0 | 43 | 0 | 0 | 0 | 0 | 0 | 205 | 0 |
| 539 | Wood | 0 | 0 | 0 | 0 | 0 | 0 | 0 | 0 | 0 | 22 | 0 |
| | TOTALS | 0 | 301 | 24 | 474 | 54 | 317 | 172 | 70 | 184 | 12,373 | 77 |

*Formerly Belleville Area College

SOURCE OF DATA: Annual Enrollment & Completion Data (A1)

Illinois Community College Board

Table III-3

ANNUAL UNDUPLICATED ENROLLMENT BY ACADEMIC PROGRAM BY COLLEGE
FOR FISCAL YEAR 2001

| | Bus Sys Netwkg/Telecom 12 521204 | Bus Comp Facilities Op 12 521205 | Bus Mktg/Mgmt 12 521401 | Intern'l Bus Mktg 12 521403 | Real Estate 12 521501 | Bus/Admin Svcs Enrollees 12 529999 | Associate in Arts | Associate in Arts & Science | Adult Basic Education | Associate in Engineering Science | Associate in Fine Arts | |
|-----|----------------------------------|----------------------------------|-------------------------|-----------------------------|-----------------------|------------------------------------|-------------------|-----------------------------|-----------------------|----------------------------------|------------------------|------|
| 503 | Black Hawk | 44 | 22 | 0 | 0 | 0 | 4,020 | 0 | 1,316 | 0 | 0 | |
| 508 | Chicago | (5) | (0) | (0) | (0) | (23) | (3,087) | (16,354) | (0) | (17,576) | (72) | (15) |
| | Daley | 0 | 0 | 0 | 0 | 724 | 3,974 | 0 | 1,292 | 16 | 0 | |
| | Kennedy-King | 0 | 0 | 0 | 0 | 1,316 | 1,271 | 0 | 3,580 | 4 | 0 | |
| | Malcolm X | 0 | 0 | 0 | 0 | 377 | 1,289 | 0 | 6,155 | 0 | 0 | |
| | Olive-Harvey | 1 | 0 | 0 | 0 | 97 | 2,089 | 0 | 2,684 | 14 | 0 | |
| | Truman | 0 | 0 | 0 | 0 | 71 | 1,889 | 0 | 1,854 | 10 | 0 | |
| | Washington | 0 | 0 | 0 | 0 | 127 | 5,251 | 0 | 11 | 13 | 1 | |
| | Wilbur Wright | 4 | 0 | 0 | 0 | 375 | 591 | 0 | 2,000 | 15 | 14 | |
| 507 | Danville | 21 | 15 | 0 | 0 | 15 | 83 | 257 | 1,263 | 278 | 1 | 0 |
| 502 | DuPage | 0 | 8 | 0 | 0 | 97 | 0 | 14,251 | 0 | 398 | 5 | 3 |
| 509 | Elgin | 44 | 0 | 0 | 0 | 2 | 94 | 3,979 | 0 | 531 | 21 | 56 |
| 512 | Harper | 15 | 13 | 0 | 0 | 5 | 0 | 5,838 | 0 | 217 | 2 | 8 |
| 540 | Heartland | 84 | 0 | 0 | 0 | 0 | 0 | 3,483 | 0 | 294 | 550 | 0 |
| 519 | Highland | 0 | 0 | 0 | 0 | 0 | 118 | 611 | 0 | 376 | 32 | 0 |
| 514 | Illinois Central | 485 | 3 | 0 | 0 | 50 | 973 | 0 | 5,268 | 493 | 143 | 0 |
| 529 | Illinois Eastern | (0) | (0) | (0) | (0) | (0) | (339) | (29) | (415) | (426) | (0) | (1) |
| | Frontier | 0 | 0 | 0 | 0 | 0 | 122 | 1 | 78 | 216 | 0 | 0 |
| | Lincoln Trail | 0 | 0 | 0 | 0 | 0 | 10 | 15 | 93 | 154 | 0 | 0 |
| | Olney Central | 0 | 0 | 0 | 0 | 0 | 199 | 12 | 199 | 54 | 0 | 1 |
| | Wabash | 0 | 0 | 0 | 0 | 0 | 8 | 1 | 45 | 2 | 0 | 0 |
| 513 | Illinois Valley | 80 | 0 | 0 | 0 | 0 | 231 | 1,183 | 0 | 171 | 31 | 0 |
| 525 | Joliet | 234 | 0 | 0 | 0 | 40 | 69 | 9,513 | 0 | 598 | 0 | 0 |
| 520 | Kankakee | 0 | 0 | 0 | 0 | 0 | 155 | 654 | 0 | 742 | 37 | 44 |
| 501 | Kaskaskia | 2 | 0 | 0 | 0 | 0 | 454 | 904 | 0 | 2 | 0 | 0 |
| 523 | Kishwaukee | 0 | 0 | 0 | 0 | 2 | 242 | 1,029 | 0 | 246 | 21 | 21 |
| 532 | Lake County | 114 | 14 | 0 | 0 | 42 | 1,090 | 5,180 | 0 | 1,025 | 148 | 12 |
| 517 | Lake Land | 163 | 51 | 0 | 0 | 0 | 0 | 1,580 | 0 | 184 | 59 | 0 |
| 536 | Lewis & Clark | 128 | 0 | 0 | 0 | 0 | 2,613 | 202 | 0 | 224 | 1 | 28 |
| 526 | Lincoln Land | 233 | 0 | 0 | 0 | 1 | 0 | 2,940 | 0 | 371 | 68 | 28 |
| 530 | Logan | 0 | 0 | 0 | 0 | 85 | 62 | 3,436 | 0 | 417 | 45 | 0 |
| 528 | McHenry | 80 | 0 | 0 | 0 | 37 | 746 | 409 | 0 | 337 | 66 | 102 |
| 524 | Moraine Valley | 153 | 0 | 0 | 0 | 0 | 2,313 | 2,882 | 0 | 418 | 0 | 90 |
| 527 | Morton | 2 | 0 | 0 | 0 | 0 | 0 | 92 | 0 | 627 | 0 | 0 |
| 535 | Oakton | 848 | 0 | 159 | 5 | 143 | 71 | 10,614 | 0 | 984 | 355 | 187 |
| 505 | Parkland | 231 | 0 | 0 | 0 | 0 | 1,016 | 2,012 | 0 | 677 | 204 | 147 |
| 515 | Prairie State | 29 | 11 | 0 | 0 | 55 | 0 | 4,686 | 0 | 603 | 0 | 5 |
| 521 | Rend Lake | 0 | 0 | 0 | 0 | 0 | 65 | 1,233 | 0 | 43 | 1 | 0 |
| 537 | Richland | 15 | 0 | 0 | 0 | 0 | 129 | 1,217 | 0 | 444 | 30 | 5 |
| 511 | Rock Valley | 5 | 0 | 0 | 0 | 4 | 0 | 5,197 | 0 | 569 | 0 | 0 |
| 518 | Sandburg | 0 | 0 | 0 | 0 | 24 | 0 | 1,440 | 0 | 42 | 0 | 15 |
| 506 | Sauk Valley | 0 | 15 | 0 | 0 | 0 | 0 | 363 | 0 | 77 | 30 | 24 |
| 531 | Shawnee | 14 | 0 | 0 | 0 | 0 | 2 | 783 | 0 | 171 | 9 | 8 |
| 510 | South Suburban | 29 | 0 | 0 | 0 | 18 | 513 | 1,646 | 0 | 720 | 60 | 61 |
| 533 | Southeastern | 0 | 0 | 0 | 0 | 36 | 0 | 520 | 0 | 243 | 10 | 0 |
| 522 | Southwestern* | 176 | 2 | 0 | 0 | 27 | 1,103 | 3,387 | 0 | 1,011 | 0 | 56 |
| 534 | Spoon River | 61 | 0 | 0 | 0 | 0 | 77 | 893 | 0 | 272 | 0 | 0 |
| 504 | Triton | 31 | 42 | 0 | 0 | 16 | 760 | 2,158 | 0 | 427 | 6 | 18 |
| 516 | Waubonsee | 124 | 0 | 0 | 0 | 55 | 857 | 774 | 0 | 647 | 0 | 0 |
| 539 | Wood | 0 | 0 | 0 | 0 | 0 | 4 | 483 | 0 | 164 | 0 | 0 |
| | TOTALS | 3,450 | 196 | 159 | 5 | 777 | 17,266 | 116,232 | 6,946 | 34,361 | 2,007 | 934 |

*Formerly Belleville Area College

SOURCE OF DATA: Annual Enrollment & Completion Data (A1)

Illinois Community College Board
Table III-3
ANNUAL UNDUPLICATED ENROLLMENT BY ACADEMIC PROGRAM BY COLLEGE
FOR FISCAL YEAR 2001

| Dist. No. | District/College | Associate in General Studies | Associate in Science | Adult Secondary Education | Pre-Bacc/Trans Course Enrollees | English as a Second Language | General Studies | Vocational | Total |
|-----------|------------------|------------------------------|----------------------|---------------------------|---------------------------------|------------------------------|-----------------|------------|-----------|
| 503 | Black Hawk | 12 | 750 | 380 | 542 | 0 | 53 | 2,349 | 12,291 |
| 508 | Chicago | (13,306) | (3,359) | (4,615) | (4,629) | (36,423) | (240) | (8,603) | (121,975) |
| | Daley | 547 | 858 | 458 | 418 | 4,928 | 68 | 981 | 15,790 |
| | Kennedy-King | 290 | 447 | 124 | 114 | 1,160 | 34 | 842 | 11,786 |
| | Malcolm X | 909 | 323 | 829 | 378 | 4,807 | 26 | 899 | 17,430 |
| | Olive-Harvey | 727 | 262 | 667 | 803 | 1,223 | 11 | 1,040 | 10,517 |
| | Truman | 2,647 | 586 | 1,264 | 882 | 18,122 | 29 | 1,283 | 30,036 |
| | Washington | 2,397 | 708 | 505 | 810 | 73 | 66 | 1,369 | 16,299 |
| | Wilbur Wright | 5,789 | 175 | 768 | 1,224 | 6,110 | 6 | 2,189 | 20,117 |
| 507 | Danville | 0 | 370 | 140 | 79 | 55 | 0 | 818 | 4,814 |
| 502 | DuPage | 121 | 3,491 | 1,114 | 430 | 5,547 | 13,517 | 3,471 | 53,395 |
| 509 | Elgin | 496 | 3,055 | 345 | 18 | 4,459 | 0 | 735 | 18,836 |
| 512 | Harper | 0 | 1,453 | 341 | 4,458 | 3,830 | 1,787 | 0 | 25,208 |
| 540 | Heartland | 0 | 236 | 0 | 0 | 32 | 0 | 1,148 | 6,564 |
| 519 | Highland | 48 | 825 | 279 | 415 | 193 | 992 | 1,933 | 6,836 |
| 514 | Illinois Central | 3,074 | 0 | 322 | 1,903 | 84 | 267 | 11 | 18,893 |
| 529 | Illinois Eastern | (551) | (1,138) | (274) | (3,257) | (41) | (0) | (4,810) | (24,228) |
| | Frontier | 48 | 158 | 148 | 1,104 | 24 | 0 | 4,246 | 6,651 |
| | Lincoln Trail | 303 | 243 | 0 | 537 | 0 | 0 | 17 | 1,987 |
| | Olney Central | 76 | 385 | 73 | 857 | 1 | 0 | 24 | 2,876 |
| | Wabash | 124 | 352 | 53 | 759 | 16 | 0 | 523 | 12,714 |
| 513 | Illinois Valley | 394 | 462 | 595 | 475 | 96 | 1,295 | 0 | 7,129 |
| 525 | Joliet | 182 | 846 | 771 | 33 | 1,354 | 441 | 76 | 19,826 |
| 520 | Kankakee | 206 | 489 | 314 | 1,020 | 395 | 540 | 1,814 | 8,762 |
| 501 | Kaskaskia | 638 | 109 | 549 | 599 | 1 | 0 | 0 | 5,319 |
| 523 | Kishwaukee | 0 | 1,467 | 293 | 1,251 | 684 | 120 | 14 | 6,535 |
| 532 | Lake County | 0 | 1,377 | 281 | 3,240 | 3,051 | 852 | 505 | 24,876 |
| 517 | Lake Land | 575 | 1,173 | 260 | 2,304 | 30 | 0 | 3,390 | 13,522 |
| 536 | Lewis & Clark | 324 | 1,975 | 388 | 1,730 | 31 | 157 | 387 | 10,665 |
| 526 | Lincoln Land | 3,611 | 1,582 | 387 | 2,558 | 371 | 12 | 4,540 | 19,825 |
| 530 | Logan | 10 | 1,631 | 536 | 0 | 8 | 0 | 1,919 | 11,143 |
| 528 | McHenry | 124 | 1,823 | 445 | 2,892 | 2,263 | 0 | 0 | 11,406 |
| 524 | Moraine Valley | 0 | 1,188 | 1,280 | 4,748 | 1,984 | 0 | 807 | 25,223 |
| 527 | Morton | 34 | 25 | 19 | 3,059 | 2,252 | 20 | 167 | 7,115 |
| 535 | Oakton | 0 | 503 | 348 | 1 | 2,524 | 77 | 8,202 | 29,474 |
| 505 | Parkland | 363 | 1,769 | 527 | 3,259 | 108 | 0 | 834 | 14,662 |
| 515 | Prairie State | 102 | 554 | 436 | 0 | 913 | 3 | 304 | 10,473 |
| 521 | Rend Lake | 0 | 518 | 385 | 1,081 | 6 | 0 | 4,231 | 9,821 |
| 537 | Richland | 15 | 782 | 74 | 884 | 0 | 189 | 1,200 | 7,049 |
| 511 | Rock Valley | 32 | 1,086 | 251 | 1,137 | 496 | 1 | 1,996 | 14,249 |
| 518 | Sandburg | 14 | 957 | 376 | 152 | 25 | 4 | 1,424 | 6,289 |
| 506 | Sauk Valley | 7 | 1,171 | 94 | 606 | 40 | 0 | 606 | 4,065 |
| 531 | Shawnee | 127 | 334 | 366 | 245 | 16 | 233 | 1,767 | 5,068 |
| 510 | South Suburban | 0 | 1,217 | 715 | 1,758 | 1,025 | 2 | 2,387 | 15,307 |
| 533 | Southeastern | 16 | 300 | 114 | 1,751 | 0 | 207 | 803 | 5,690 |
| 522 | Southwestern* | 0 | 2,810 | 1,491 | 4,378 | 0 | 0 | 70 | 22,255 |
| 534 | Spoon River | 214 | 339 | 215 | 609 | 28 | 0 | 689 | 3,912 |
| 504 | Triton | 1,732 | 1,857 | 944 | 2,596 | 3,650 | 0 | 12,387 | 33,317 |
| 516 | Waubensee | 478 | 1,809 | 1,090 | 2,043 | 3,774 | 1,025 | 426 | 16,230 |
| 539 | Wood | 0 | 972 | 197 | 870 | 41 | 469 | 4 | 4,244 |
| | TOTALS | 26,806 | 45,802 | 21,551 | 61,010 | 75,830 | 22,503 | 74,827 | 666,491 |

*Formerly Belleville Area College

SOURCE OF DATA: Annual Enrollment & Completion Data (A1)

Illinois Community College Board
Table III-4
SUMMARY OF ANNUAL UNDUPLICATED HEADCOUNT ENROLLMENT BY AGE
FOR FISCAL YEAR 2001

| Dist. No. | District/College | Mean Age | Median Age | 16 & Under | 17-20 | 21-24 | 25-30 | 31-39 | 40-55 | Over 55 | Unknown |
|--------------|------------------|--------------|---------------|---------------|--------------|------------|------------|------------|------------|------------|----------|
| 503 | Black Hawk | 27.40 | 22.86 | 66 | 3,490 | 2,675 | 1,867 | 1,787 | 1,923 | 413 | 70 |
| 508 | Chicago | (30.25) | (26.64) | (309) | (21,547) | (25,695) | (25,839) | (23,809) | (19,392) | (5,329) | (55) |
| | Daley | 28.29 | 25.37 | 56 | 3,463 | 3,701 | 3,222 | 2,904 | 2,108 | 335 | 1 |
| | Kennedy-King | 29.33 | 25.58 | 35 | 2,574 | 2,456 | 2,328 | 2,033 | 1,918 | 438 | 4 |
| | Malcolm X | 30.40 | 27.19 | 45 | 3,154 | 3,544 | 3,447 | 3,679 | 2,947 | 604 | 10 |
| | Olive-Harvey | 28.81 | 24.85 | 73 | 2,773 | 2,205 | 1,779 | 1,765 | 1,489 | 430 | 3 |
| | Truman | 33.45 | 29.35 | 54 | 3,723 | 5,542 | 7,107 | 6,415 | 4,840 | 2,341 | 14 |
| | Washington | 29.83 | 26.25 | 10 | 2,000 | 3,499 | 3,816 | 3,461 | 2,930 | 572 | 11 |
| | Wilbur Wright | 29.13 | 25.52 | 36 | 3,860 | 4,748 | 4,140 | 3,552 | 3,160 | 609 | 12 |
| 507 | Danville | 28.35 | 23.33 | 47 | 1,393 | 886 | 559 | 688 | 850 | 229 | 162 |
| 502 | DuPage | 31.79 | 25.32 | 123 | 11,744 | 11,606 | 7,938 | 7,860 | 9,480 | 4,243 | 401 |
| 509 | Elgin | 28.28 | 23.97 | 220 | 4,513 | 4,230 | 3,283 | 3,231 | 2,767 | 508 | 84 |
| 512 | Harper | 27.66 | 23.26 | 62 | 6,706 | 6,328 | 4,343 | 3,877 | 3,341 | 490 | 61 |
| 540 | Heartland | 26.64 | 22.73 | 20 | 1,622 | 2,197 | 1,080 | 798 | 729 | 98 | 20 |
| 519 | Highland | 30.79 | 25.19 | 39 | 1,401 | 857 | 767 | 1,115 | 1,838 | 787 | 32 |
| 514 | Illinois Central | 28.11 | 23.48 | 44 | 5,295 | 4,183 | 2,950 | 2,741 | 3,015 | 565 | 100 |
| 529 | Illinois Eastern | (33.05) | (28.65) | (1,170) | (3,517) | (1,915) | (2,379) | (3,834) | (8,528) | (2,876) | (9) |
| | Frontier | 33.19 | 28.04 | 1,060 | 1,230 | 380 | 545 | 979 | 1,741 | 715 | 1 |
| | Lincoln Trail | 29.47 | 23.31 | 15 | 560 | 317 | 257 | 307 | 349 | 182 | 0 |
| | Olney Central | 29.60 | 22.18 | 59 | 842 | 426 | 317 | 397 | 583 | 252 | 0 |
| | Wabash | 36.57 | 35.27 | 36 | 885 | 792 | 1,260 | 2,151 | 5,855 | 1,727 | 8 |
| 513 | Illinois Valley | 27.73 | 22.38 | 28 | 2,009 | 1,312 | 983 | 981 | 1,292 | 366 | 158 |
| 525 | Joliet | 28.76 | 23.60 | 19 | 5,528 | 4,133 | 2,712 | 3,143 | 3,642 | 649 | 0 |
| 520 | Kankakee | 29.24 | 23.99 | 175 | 2,202 | 1,443 | 1,156 | 1,425 | 1,817 | 487 | 57 |
| 501 | Kaskaskia | 26.73 | 21.81 | 124 | 1,672 | 956 | 743 | 788 | 866 | 167 | 3 |
| 523 | Kishwaukee | 25.59 | 21.46 | 25 | 1,849 | 2,058 | 1,013 | 799 | 674 | 103 | 14 |
| 532 | Lake County | 29.58 | 25.18 | 26 | 5,389 | 5,474 | 4,169 | 4,541 | 4,439 | 737 | 101 |
| 517 | Lake Land | 27.75 | 23.59 | 94 | 2,933 | 2,564 | 2,302 | 2,554 | 2,672 | 402 | 1 |
| 536 | Lewis & Clark | 25.67 | 20.16 | 1,500 | 4,074 | 1,546 | 960 | 988 | 1,093 | 391 | 113 |
| 526 | Lincoln Land | 27.46 | 22.39 | 33 | 3,155 | 2,553 | 2,310 | 3,324 | 4,976 | 967 | 2,507 |
| 530 | Logan | 32.00 | 24.36 | 106 | 2,592 | 2,397 | 1,488 | 1,263 | 1,883 | 1,308 | 106 |
| 528 | McHenry | 28.77 | 23.29 | 55 | 3,012 | 2,446 | 1,632 | 1,866 | 2,025 | 311 | 59 |
| 524 | Moraine Valley | 27.86 | 22.93 | 53 | 7,097 | 5,998 | 3,453 | 3,703 | 4,103 | 547 | 269 |
| 527 | Morton | 28.29 | 24.60 | 21 | 1,473 | 1,694 | 1,478 | 1,258 | 963 | 205 | 23 |
| 535 | Oakton | 30.95 | 25.38 | 24 | 4,640 | 5,137 | 3,757 | 3,869 | 10,003 | 2,027 | 17 |
| 505 | Parkland | 26.40 | 21.86 | 68 | 3,962 | 4,167 | 2,123 | 1,832 | 1,979 | 499 | 32 |
| 515 | Prairie State | 29.96 | 25.34 | 97 | 2,477 | 2,096 | 1,413 | 1,680 | 2,019 | 534 | 157 |
| 521 | Rend Lake | 29.25 | 23.03 | 114 | 1,709 | 1,108 | 1,280 | 1,603 | 2,933 | 1,056 | 18 |
| 537 | Richland | 28.92 | 24.73 | 37 | 1,519 | 1,185 | 991 | 1,081 | 1,329 | 242 | 665 |
| 511 | Rock Valley | 28.63 | 24.33 | 29 | 3,503 | 2,941 | 2,209 | 2,481 | 2,587 | 499 | 0 |
| 518 | Sandburg | 30.22 | 25.14 | 29 | 1,496 | 1,118 | 913 | 948 | 1,165 | 458 | 162 |
| 506 | Sauk Valley | 30.67 | 25.82 | 19 | 1,195 | 751 | 532 | 614 | 720 | 222 | 12 |
| 531 | Shawnee | 28.79 | 23.20 | 95 | 1,378 | 663 | 572 | 781 | 1,142 | 425 | 12 |
| 510 | South Suburban | 30.65 | 26.25 | 79 | 3,481 | 2,811 | 2,295 | 2,544 | 3,091 | 749 | 257 |
| 533 | Southeastern | 30.04 | 22.87 | 89 | 1,529 | 951 | 830 | 985 | 876 | 413 | 17 |
| 522 | Southwestern* | 28.81 | 24.24 | 88 | 5,848 | 5,012 | 3,438 | 3,456 | 3,713 | 673 | 27 |
| 534 | Spoon River | 25.99 | 20.94 | 18 | 1,260 | 1,071 | 430 | 368 | 489 | 273 | 3 |
| 504 | Triton | 29.12 | 25.18 | 126 | 4,923 | 4,571 | 3,993 | 4,020 | 4,497 | 1,004 | 10,183 |
| 516 | Waubensee | 28.47 | 24.16 | 204 | 4,272 | 3,398 | 2,635 | 2,701 | 2,572 | 445 | 3 |
| 539 | Wood | <u>27.60</u> | <u>22.58</u> | <u>44</u> | <u>1,403</u> | <u>920</u> | <u>516</u> | <u>546</u> | <u>674</u> | <u>138</u> | <u>3</u> |
| | TOTALS | 29.23 | 24.56 | 5,519 | 148,808 | 133,046 | 103,331 | 105,882 | 122,097 | 31,835 | 15,973 |

*Formerly Belleville Area College

SOURCE OF DATA: Annual Enrollment & Completion Data (A1)

Illinois Community College Board
Table III-5
SUMMARY OF ANNUAL UNDUPLICATED HEADCOUNT ENROLLMENT BY ETHNIC ORIGIN
FOR FISCAL YEAR 2001

| Dist. No. | District/College | Asian or Pacific Islander | American Indian or Alaskan | Black Non-Hispanic | Hispanic | White Non-Hispanic | Non-Resident Alien | All Other or No Indication | Total |
|-----------|------------------|---------------------------|----------------------------|--------------------|-----------|--------------------|--------------------|----------------------------|--------------|
| 503 | Black Hawk | 146 | 48 | 1,121 | 1,526 | 9,450 | 0 | 0 | 12,291 |
| 508 | Chicago | (8,672) | (634) | (43,155) | (46,137) | (23,377) | (0) | (0) | (121,975) |
| | Daley | 270 | 67 | 3,364 | 8,903 | 3,186 | 0 | 0 | 15,790 |
| | Kennedy-King | 268 | 68 | 9,929 | 1,297 | 224 | 0 | 0 | 11,786 |
| | Malcolm X | 1,031 | 95 | 9,553 | 5,573 | 1,178 | 0 | 0 | 17,430 |
| | Olive-Harvey | 65 | 64 | 8,141 | 2,116 | 131 | 0 | 0 | 10,517 |
| | Truman | 3,439 | 117 | 3,347 | 15,733 | 7,400 | 0 | 0 | 30,036 |
| | Washington | 2,385 | 129 | 7,279 | 2,851 | 3,655 | 0 | 0 | 16,299 |
| | Wilbur Wright | 1,214 | 94 | 1,542 | 9,664 | 7,603 | 0 | 0 | 20,117 |
| 507 | Danville | 38 | 6 | 523 | 137 | 4,108 | 2 | 0 | 4,814 |
| 502 | DuPage | 6,297 | 111 | 1,921 | 5,888 | 37,065 | 10 | 2,103 | 53,395 |
| 509 | Elgin | 803 | 41 | 749 | 6,125 | 11,084 | 34 | 0 | 18,836 |
| 512 | Harper | 3,411 | 55 | 788 | 4,209 | 16,602 | 143 | 0 | 25,208 |
| 540 | Heartland | 160 | 23 | 533 | 138 | 5,695 | 15 | 0 | 6,564 |
| 519 | Highland | 51 | 12 | 491 | 221 | 6,055 | 6 | 0 | 6,836 |
| 514 | Illinois Central | 346 | 59 | 1,806 | 329 | 16,320 | 33 | 0 | 18,893 |
| 529 | Illinois Eastern | (134) | (38) | (400) | (203) | (23,430) | (23) | (0) | (24,228) |
| | Frontier | 32 | 5 | 8 | 13 | 6,593 | 0 | 0 | 6,651 |
| | Lincoln Trail | 17 | 3 | 248 | 57 | 1,657 | 5 | 0 | 1,987 |
| | Olney Central | 15 | 2 | 23 | 16 | 2,808 | 12 | 0 | 2,876 |
| | Wabash | 70 | 28 | 121 | 117 | 12,372 | 6 | 0 | 12,714 |
| 513 | Illinois Valley | 84 | 18 | 203 | 545 | 6,203 | 4 | 72 | 7,129 |
| 525 | Joliet | 365 | 43 | 1,846 | 2,591 | 14,934 | 47 | 0 | 19,826 |
| 520 | Kankakee | 61 | 29 | 1,129 | 559 | 6,979 | 5 | 0 | 8,762 |
| 501 | Kaskaskia | 32 | 24 | 457 | 92 | 4,711 | 3 | 0 | 5,319 |
| 523 | Kishwaukee | 298 | 25 | 729 | 1,082 | 4,390 | 11 | 0 | 6,535 |
| 532 | Lake County | 1,249 | 90 | 2,242 | 4,878 | 15,262 | 1,155 | 0 | 24,876 |
| 517 | Lake Land | 117 | 71 | 1,622 | 420 | 11,256 | 36 | 0 | 13,522 |
| 536 | Lewis & Clark | 45 | 30 | 637 | 86 | 9,805 | 62 | 0 | 10,665 |
| 526 | Lincoln Land | 240 | 25 | 885 | 469 | 18,140 | 66 | 0 | 19,825 |
| 530 | Logan | 160 | 45 | 950 | 142 | 9,830 | 16 | 0 | 11,143 |
| 528 | McHenry | 173 | 32 | 54 | 2,603 | 8,493 | 51 | 0 | 11,406 |
| 524 | Moraine Valley | 404 | 86 | 2,084 | 1,771 | 19,473 | 1,405 | 0 | 25,223 |
| 527 | Morton | 116 | 3 | 106 | 4,691 | 2,079 | 120 | 0 | 7,115 |
| 535 | Oakton | 4,042 | 46 | 927 | 2,023 | 22,436 | 0 | 0 | 29,474 |
| 505 | Parkland | 695 | 59 | 1,967 | 496 | 10,804 | 641 | 0 | 14,662 |
| 515 | Prairie State | 127 | 35 | 3,326 | 1,364 | 4,019 | 17 | 1,585 | 10,473 |
| 521 | Rend Lake | 75 | 23 | 623 | 274 | 8,818 | 8 | 0 | 9,821 |
| 537 | Richland | 67 | 30 | 845 | 89 | 6,013 | 5 | 0 | 7,049 |
| 511 | Rock Valley | 398 | 70 | 1,282 | 1,185 | 11,298 | 16 | 0 | 14,249 |
| 518 | Sandburg | 45 | 18 | 389 | 192 | 5,627 | 18 | 0 | 6,289 |
| 506 | Sauk Valley | 42 | 19 | 87 | 277 | 3,640 | 0 | 0 | 4,065 |
| 531 | Shawnee | 68 | 12 | 748 | 122 | 4,118 | 0 | 0 | 5,068 |
| 510 | South Suburban | 177 | 57 | 6,983 | 2,129 | 5,883 | 78 | 0 | 15,307 |
| 533 | Southeastern | 17 | 24 | 1,399 | 203 | 4,045 | 2 | 0 | 5,690 |
| 522 | Southwestern* | 422 | 124 | 3,823 | 535 | 17,324 | 27 | 0 | 22,255 |
| 534 | Spoon River | 85 | 15 | 171 | 33 | 3,605 | 3 | 0 | 3,912 |
| 504 | Triton | 898 | 85 | 3,833 | 5,628 | 22,826 | 47 | 0 | 33,317 |
| 516 | Waubonsee | 255 | 66 | 898 | 5,689 | 9,309 | 13 | 0 | 16,230 |
| 539 | Wood | <u>49</u> | <u>10</u> | <u>128</u> | <u>43</u> | <u>4,000</u> | <u>14</u> | <u>0</u> | <u>4,244</u> |
| | TOTALS | 30,864 | 2,241 | 91,860 | 105,124 | 428,506 | 4,136 | 3,760 | 666,491 |

*Formerly Belleville Area College

SOURCE OF DATA: Annual Enrollment & Completion Data (A1)

Illinois Community College Board
Table III-6
HIGHEST DEGREE PREVIOUSLY EARNED FOR FISCAL YEAR 2001
ILLINOIS PUBLIC COMMUNITY COLLEGE STUDENTS

| Dist. No. | District/College | GED | High School Diploma | Some College | Certificate | Assoc Degree | Bach Degree | Masters Degree | 1st Prof* Degree | Doctoral Degree | Unknown/ Other | None | Total |
|--------------|------------------|------------|---------------------------|-----------------|-------------|-----------------|----------------|-------------------|---------------------|--------------------|-------------------|------------|--------------|
| 503 | Black Hawk | 1,054 | 4,510 | 1,311 | 305 | 417 | 556 | 149 | 3 | 14 | 606 | 3,366 | 12,291 |
| 508 | Chicago | (6,817) | (50,717) | (0) | (0) | (216) | (559) | (122) | (2) | (10) | (63,532) | (0) | (121,975) |
| | Daley | 1,313 | 7,599 | 0 | 0 | 13 | 41 | 4 | 0 | 1 | 6,819 | 0 | 15,790 |
| | Kennedy-King | 1,043 | 4,205 | 0 | 0 | 8 | 26 | 3 | 0 | 0 | 6,501 | 0 | 11,786 |
| | Malcolm X | 732 | 3,725 | 0 | 0 | 17 | 32 | 0 | 0 | 0 | 12,924 | 0 | 17,430 |
| | Olive-Harvey | 678 | 3,616 | 0 | 0 | 3 | 9 | 1 | 0 | 0 | 6,210 | 0 | 10,517 |
| | Truman | 1,030 | 8,872 | 0 | 0 | 3 | 22 | 5 | 0 | 1 | 20,103 | 0 | 30,036 |
| | Washington | 933 | 11,119 | 0 | 0 | 154 | 350 | 96 | 1 | 7 | 3,639 | 0 | 16,299 |
| | Wright | 1,088 | 11,581 | 0 | 0 | 18 | 79 | 13 | 1 | 1 | 7,336 | 0 | 20,117 |
| 507 | Danville | 401 | 2,407 | 0 | 86 | 147 | 103 | 25 | 5 | 3 | 515 | 1,122 | 4,814 |
| 502 | DuPage | 977 | 21,842 | 11,878 | 321 | 1,505 | 6,799 | 2,322 | 225 | 300 | 2,846 | 4,380 | 53,395 |
| 509 | Elgin | 428 | 5,521 | 2,810 | 517 | 1,608 | 708 | 183 | 32 | 13 | 5,463 | 1,553 | 18,836 |
| 512 | Harper | 664 | 17,702 | 0 | 53 | 272 | 1,495 | 444 | 0 | 0 | 0 | 4,578 | 25,208 |
| 540 | Heartland | 208 | 955 | 1,894 | 33 | 168 | 268 | 72 | 4 | 7 | 2,287 | 668 | 6,564 |
| 519 | Highland | 226 | 3,041 | 489 | 151 | 441 | 452 | 154 | 18 | 17 | 418 | 1,429 | 6,836 |
| 514 | Illinois Central | 943 | 8,328 | 3,186 | 584 | 2,422 | 1,134 | 363 | 5 | 36 | 156 | 1,736 | 18,893 |
| 529 | Illinois Eastern | (1,050) | (7,925) | (0) | (809) | (1,715) | (731) | (135) | (66) | (18) | (7,468) | (4,311) | (24,228) |
| | Frontier | 110 | 766 | 0 | 87 | 278 | 112 | 32 | 4 | 6 | 3,936 | 1,320 | 6,651 |
| | Lincoln Trail | 68 | 564 | 0 | 16 | 35 | 17 | 7 | 0 | 3 | 1,067 | 210 | 1,987 |
| | Olney Central | 35 | 225 | 0 | 25 | 87 | 16 | 6 | 0 | 1 | 2,229 | 252 | 2,876 |
| | Wabash Valley | 837 | 6,370 | 0 | 681 | 1,315 | 586 | 90 | 62 | 8 | 236 | 2,529 | 12,714 |
| 513 | Illinois Valley | 0 | 0 | 0 | 129 | 193 | 164 | 63 | 9 | 9 | 3,610 | 2,952 | 7,129 |
| 525 | Joliet | 452 | 8,734 | 0 | 209 | 1,586 | 29 | 46 | 0 | 8 | 7,438 | 1,324 | 19,826 |
| 520 | Kankakee | 466 | 3,588 | 2 | 395 | 416 | 348 | 150 | 7 | 15 | 167 | 3,208 | 8,762 |
| 501 | Kaskaskia | 150 | 1,058 | 568 | 144 | 0 | 39 | 7 | 2 | 0 | 3,113 | 238 | 5,319 |
| 523 | Kishwaukee | 10 | 456 | 3,749 | 92 | 276 | 209 | 51 | 6 | 6 | 1,624 | 56 | 6,535 |
| 532 | Lake County | 768 | 14,753 | 7 | 979 | 621 | 1,718 | 609 | 143 | 102 | 763 | 4,413 | 24,876 |
| 517 | Lake Land | 2,124 | 6,151 | 0 | 1,375 | 1,630 | 891 | 87 | 48 | 12 | 1 | 1,203 | 13,522 |
| 536 | Lewis & Clark | 205 | 1,898 | 3,270 | 123 | 240 | 138 | 31 | 2 | 5 | 464 | 4,289 | 10,665 |
| 526 | Lincoln Land | 320 | 8,639 | 3,462 | 181 | 247 | 383 | 89 | 0 | 18 | 5,320 | 1,166 | 19,825 |
| 530 | Logan | 1 | 6,058 | 1,970 | 160 | 493 | 9 | 0 | 0 | 0 | 316 | 2,136 | 11,143 |
| 528 | McHenry | 360 | 3,701 | 1,519 | 621 | 1,124 | 562 | 132 | 7 | 17 | 69 | 3,294 | 11,406 |
| 524 | Moraine Valley | 616 | 11,180 | 5,917 | 231 | 540 | 820 | 210 | 10 | 36 | 1,752 | 3,911 | 25,223 |
| 527 | Morton | 107 | 1,780 | 230 | 50 | 73 | 73 | 20 | 3 | 1 | 166 | 4,612 | 7,115 |
| 535 | Oakton | 0 | 0 | 5,420 | 409 | 568 | 2,304 | 776 | 0 | 99 | 16,977 | 2,921 | 29,474 |
| 505 | Parkland | 548 | 6,165 | 22 | 210 | 512 | 962 | 338 | 19 | 86 | 4,019 | 1,781 | 14,662 |
| 515 | Prairie State | 276 | 2,947 | 1,512 | 184 | 174 | 253 | 95 | 8 | 13 | 4,432 | 579 | 10,473 |
| 521 | Rend Lake | 1,022 | 5,010 | 370 | 297 | 645 | 860 | 266 | 13 | 33 | 35 | 1,270 | 9,821 |
| 537 | Richland | 327 | 2,845 | 0 | 103 | 474 | 14 | 4 | 0 | 0 | 1,534 | 1,748 | 7,049 |
| 511 | Rock Valley | 572 | 5,771 | 1,537 | 664 | 1,043 | 363 | 64 | 2 | 8 | 492 | 3,733 | 14,249 |
| 518 | Sandburg | 151 | 454 | 0 | 0 | 123 | 130 | 34 | 1 | 5 | 5,197 | 194 | 6,289 |
| 506 | Sauk Valley | 203 | 2,239 | 329 | 180 | 219 | 101 | 56 | 8 | 5 | 558 | 167 | 4,065 |
| 531 | Shawnee | 391 | 2,917 | 90 | 115 | 137 | 157 | 95 | 7 | 16 | 104 | 1,039 | 5,068 |
| 510 | South Suburban | 76 | 5,874 | 3,975 | 205 | 397 | 666 | 170 | 9 | 31 | 485 | 3,419 | 15,307 |
| 533 | Southeastern | 1,205 | 2,190 | 284 | 120 | 169 | 123 | 93 | 5 | 15 | 30 | 1,456 | 5,690 |
| 522 | Southwestern** | 925 | 6,860 | 7,212 | 931 | 1,516 | 1,118 | 391 | 45 | 37 | 63 | 3,157 | 22,255 |
| 534 | Spoon River | 126 | 1,376 | 541 | 20 | 66 | 57 | 21 | 1 | 1 | 5 | 1,698 | 3,912 |
| 504 | Triton | 584 | 8,305 | 0 | 718 | 1,425 | 0 | 0 | 0 | 0 | 0 | 22,285 | 33,317 |
| 516 | Waubensee | 638 | 6,876 | 0 | 335 | 631 | 929 | 255 | 26 | 26 | 45 | 6,469 | 16,230 |
| 539 | Wood | <u>159</u> | <u>1,395</u> | <u>1,498</u> | <u>161</u> | <u>156</u> | <u>160</u> | <u>33</u> | <u>1</u> | <u>6</u> | <u>8</u> | <u>667</u> | <u>4,244</u> |
| TOTALS | | 25,550 | 252,168 | 65,052 | 12,200 | 24,605 | 26,385 | 8,155 | 742 | 1,028 | 142,069 | 108,528 | 666,491 |

*Dental, Law, Medical, Pharmacy, Theology, Veterinary, etc.

**Formerly Belleville Area College

SOURCE OF DATA: A1 Submission

Illinois Community College Board
Table III-7
SUMMARY OF TRANSFER AND GENERAL STUDIES DEGREES AND CERTIFICATES
AWARDED IN FISCAL YEAR 2001

| Dist. No. | District/College | Associate in Arts | Associate in Science | Associate in Arts and Science | Associate in Engineering Science | Associate in Fine Arts | Associate in Liberal Studies & General Ed | Gen Studies Certificates | Grand Total Graduates in Transfer and General Studies Areas |
|-----------|------------------|-------------------|----------------------|-------------------------------|----------------------------------|------------------------|---|--------------------------|---|
| 503 | Black Hawk | 219 | 88 | 0 | 0 | 0 | 7 | 0 | 314 |
| 508 | Chicago | (739) | (126) | (0) | (2) | (0) | (188) | (0) | (1,055) |
| | Daley | 159 | 17 | 0 | 1 | 0 | 3 | 0 | 180 |
| | Kennedy-King | 60 | 6 | 0 | 0 | 0 | 37 | 0 | 103 |
| | Malcolm X | 37 | 16 | 0 | 0 | 0 | 6 | 0 | 59 |
| | Olive-Harvey | 100 | 13 | 0 | 1 | 0 | 2 | 0 | 116 |
| | Truman | 57 | 21 | 0 | 0 | 0 | 26 | 0 | 104 |
| | Washington | 136 | 14 | 0 | 0 | 0 | 86 | 0 | 236 |
| | Wilbur Wright | 190 | 39 | 0 | 0 | 0 | 28 | 0 | 257 |
| 507 | Danville | 25 | 35 | 61 | 1 | 0 | 0 | 0 | 122 |
| 502 | DuPage | 742 | 131 | 0 | 9 | 0 | 119 | 0 | 1,001 |
| 509 | Elgin | 295 | 135 | 0 | 2 | 0 | 7 | 0 | 439 |
| 512 | Harper | 652 | 13 | 0 | 4 | 9 | 0 | 0 | 678 |
| 540 | Heartland | 270 | 50 | 0 | 0 | 0 | 0 | 0 | 320 |
| 519 | Highland | 88 | 71 | 0 | 4 | 0 | 8 | 0 | 171 |
| 514 | Illinois Central | 0 | 0 | 615 | 12 | 0 | 102 | 0 | 729 |
| 529 | Illinois Eastern | (11) | (279) | (121) | (0) | (2) | (66) | (0) | (479) |
| | Frontier | 0 | 32 | 11 | 0 | 0 | 4 | 0 | 47 |
| | Lincoln Trail | 7 | 63 | 41 | 0 | 2 | 43 | 0 | 156 |
| | Olney Central | 3 | 96 | 51 | 0 | 0 | 12 | 0 | 162 |
| | Wabash | 1 | 88 | 18 | 0 | 0 | 7 | 0 | 114 |
| 513 | Illinois Valley | 172 | 77 | 0 | 2 | 0 | 36 | 0 | 287 |
| 525 | Joliet | 319 | 59 | 0 | 0 | 0 | 29 | 0 | 407 |
| 520 | Kankakee | 76 | 53 | 0 | 1 | 2 | 39 | 0 | 171 |
| 501 | Kaskaskia | 193 | 21 | 0 | 0 | 0 | 26 | 0 | 240 |
| 523 | Kishwaukee | 105 | 168 | 0 | 3 | 1 | 0 | 0 | 277 |
| 532 | Lake County | 384 | 75 | 0 | 7 | 0 | 0 | 0 | 466 |
| 517 | Lake Land | 115 | 201 | 0 | 0 | 0 | 42 | 0 | 358 |
| 536 | Lewis & Clark | 38 | 251 | 0 | 0 | 1 | 5 | 0 | 295 |
| 526 | Lincoln Land | 226 | 161 | 0 | 3 | 4 | 19 | 32 | 445 |
| 530 | Logan | 153 | 153 | 0 | 0 | 0 | 0 | 0 | 306 |
| 528 | McHenry | 24 | 255 | 0 | 2 | 4 | 37 | 0 | 322 |
| 524 | Moraine Valley | 442 | 315 | 0 | 0 | 1 | 0 | 0 | 758 |
| 527 | Morton | 81 | 30 | 0 | 0 | 0 | 45 | 0 | 156 |
| 535 | Oakton | 202 | 1 | 0 | 2 | 0 | 0 | 0 | 205 |
| 505 | Parkland | 179 | 157 | 0 | 26 | 13 | 14 | 0 | 389 |
| 515 | Prairie State | 163 | 21 | 0 | 0 | 0 | 8 | 0 | 192 |
| 521 | Rend Lake | 130 | 50 | 0 | 0 | 0 | 0 | 0 | 180 |
| 537 | Richland | 102 | 67 | 0 | 1 | 1 | 1 | 0 | 172 |
| 511 | Rock Valley | 407 | 72 | 0 | 0 | 0 | 1 | 0 | 480 |
| 518 | Sandburg | 65 | 70 | 0 | 0 | 2 | 24 | 0 | 161 |
| 506 | Sauk Valley | 69 | 79 | 0 | 4 | 2 | 10 | 0 | 164 |
| 531 | Shawnee | 120 | 36 | 0 | 0 | 0 | 5 | 0 | 161 |
| 510 | South Suburban | 105 | 91 | 0 | 1 | 6 | 0 | 0 | 203 |
| 533 | Southeastern | 94 | 81 | 0 | 6 | 0 | 18 | 0 | 199 |
| 522 | Southwestern* | 392 | 226 | 0 | 0 | 5 | 0 | 0 | 623 |
| 534 | Spoon River | 98 | 36 | 0 | 0 | 0 | 12 | 0 | 146 |
| 504 | Triton | 150 | 89 | 0 | 0 | 1 | 26 | 0 | 266 |
| 516 | Waubonsee | 73 | 238 | 0 | 0 | 0 | 12 | 5 | 328 |
| 539 | Wood | <u>80</u> | <u>42</u> | <u>0</u> | <u>0</u> | <u>0</u> | <u>0</u> | <u>0</u> | <u>122</u> |
| | TOTALS | 7,798 | 4,103 | 797 | 92 | 54 | 906 | 37 | 13,787 |

*Formerly Belleville Area College

SOURCE OF DATA: Annual Enrollment & Completion Data (A1)

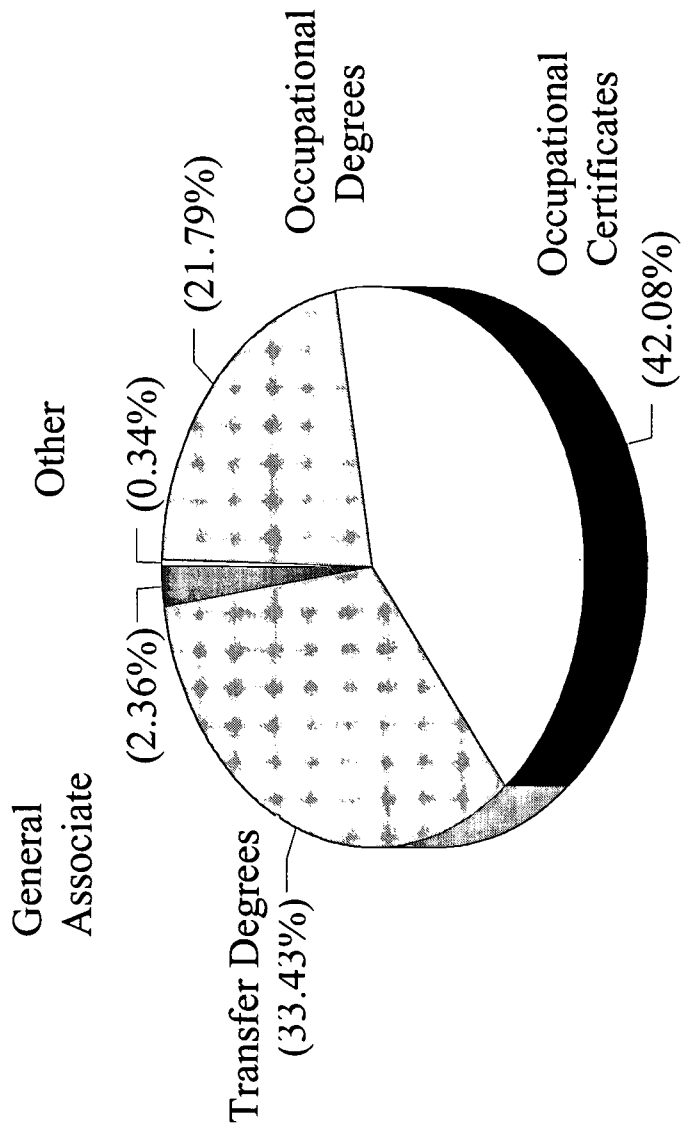


Figure 3. FY 2001 Annual Duplicated Completers
in Broad Program Categories

Illinois Community College Board
Table III-8
SUMMARY OF OCCUPATIONAL DEGREES AND CERTIFICATES AWARDED
IN FISCAL YEAR 2001

| Dist. No. | District/College | Associate in Applied Science | Certificates of One Year or More | Certificates of Less Than One Year | Vocational Skills Certificates | Total |
|-----------|------------------|------------------------------|----------------------------------|------------------------------------|--------------------------------|------------|
| 503 | Black Hawk | 205 | 94 | 70 | 0 | 369 |
| 508 | Chicago | (528) | (723) | (4,308) | (84) | (5,643) |
| | Daley | 99 | 32 | 181 | 0 | 312 |
| | Kennedy-King | 102 | 275 | 433 | 0 | 810 |
| | Malcolm X | 62 | 71 | 139 | 0 | 272 |
| | Olive-Harvey | 43 | 35 | 296 | 0 | 374 |
| | Truman | 77 | 167 | 160 | 83 | 487 |
| | Washington | 78 | 101 | 2,726 | 1 | 2,906 |
| | Wilbur Wright | 67 | 42 | 373 | 0 | 482 |
| 507 | Danville | 155 | 26 | 20 | 0 | 201 |
| 502 | DuPage | 534 | 213 | 958 | 0 | 1,705 |
| 509 | Elgin | 255 | 122 | 227 | 0 | 604 |
| 512 | Harper | 282 | 73 | 295 | 0 | 650 |
| 540 | Heartland | 38 | 67 | 6 | 0 | 111 |
| 519 | Highland | 80 | 35 | 27 | 0 | 142 |
| 514 | Illinois Central | 490 | 199 | 145 | 1 | 835 |
| 529 | Illinois Eastern | (386) | (196) | (261) | (0) | (843) |
| | Frontier | 25 | 13 | 74 | 0 | 112 |
| | Lincoln Trail | 69 | 67 | 117 | 0 | 253 |
| | Olney Central | 168 | 110 | 48 | 0 | 326 |
| | Wabash | 124 | 6 | 22 | 0 | 152 |
| 513 | Illinois Valley | 118 | 118 | 227 | 0 | 463 |
| 525 | Joliet | 434 | 48 | 52 | 0 | 534 |
| 520 | Kankakee | 185 | 61 | 3 | 0 | 249 |
| 501 | Kaskaskia | 207 | 166 | 187 | 0 | 560 |
| 523 | Kishwaukee | 127 | 40 | 127 | 0 | 294 |
| 532 | Lake County | 253 | 58 | 410 | 0 | 721 |
| 517 | Lake Land | 287 | 452 | 204 | 0 | 943 |
| 536 | Lewis & Clark | 184 | 82 | 181 | 0 | 447 |
| 526 | Lincoln Land | 215 | 27 | 490 | 0 | 732 |
| 530 | Logan | 186 | 144 | 76 | 8 | 414 |
| 528 | McHenry | 93 | 62 | 221 | 0 | 376 |
| 524 | Moraine Valley | 332 | 101 | 99 | 0 | 532 |
| 527 | Morton | 93 | 28 | 78 | 1 | 200 |
| 535 | Oakton | 159 | 80 | 230 | 0 | 469 |
| 505 | Parkland | 344 | 57 | 25 | 0 | 426 |
| 515 | Prairie State | 139 | 52 | 52 | 0 | 243 |
| 521 | Rend Lake | 86 | 204 | 125 | 0 | 415 |
| 537 | Richland | 109 | 75 | 74 | 0 | 258 |
| 511 | Rock Valley | 170 | 115 | 406 | 0 | 691 |
| 518 | Sandburg | 107 | 160 | 42 | 0 | 309 |
| 506 | Sauk Valley | 96 | 54 | 105 | 0 | 255 |
| 531 | Shawnee | 51 | 28 | 0 | 0 | 79 |
| 510 | South Suburban | 225 | 77 | 407 | 0 | 709 |
| 533 | Southeastern | 121 | 196 | 205 | 0 | 522 |
| 522 | Southwestern* | 443 | 276 | 429 | 0 | 1,148 |
| 534 | Spoon River | 46 | 5 | 33 | 0 | 84 |
| 504 | Triton | 398 | 203 | 93 | 0 | 694 |
| 516 | Waubonsee | 110 | 42 | 362 | 0 | 514 |
| 539 | Wood | <u>100</u> | <u>29</u> | <u>120</u> | <u>0</u> | <u>249</u> |
| | TOTALS | 8,371 | 4,788 | 11,380 | 94 | 24,633 |

*Formerly Belleville Area College
SOURCE OF DATA: A1 Submission

Illinois Community College Board
Table III-9
ANNUAL DUPLICATED COMPLETERS BY ACADEMIC PROGRAM BY COLLEGE
FOR FISCAL YEAR 2001

| Dist. No. | District/College | General Studies | Associate in Arts | Associate in Science | Associate in Arts & Science | Associate in Fine Arts | Associate in Engineering Science |
|-----------|------------------|-----------------|-------------------|----------------------|-----------------------------|------------------------|----------------------------------|
| 503 | Black Hawk | 0 | 219 | 88 | 0 | 0 | 0 |
| 508 | Chicago | (0) | (739) | (126) | (0) | (0) | (2) |
| | Daley | 0 | 159 | 17 | 0 | 0 | 1 |
| | Kennedy-King | 0 | 60 | 6 | 0 | 0 | 0 |
| | Malcolm X | 0 | 37 | 16 | 0 | 0 | 0 |
| | Olive-Harvey | 0 | 100 | 13 | 0 | 0 | 1 |
| | Truman | 0 | 57 | 21 | 0 | 0 | 0 |
| | Washington | 0 | 136 | 14 | 0 | 0 | 0 |
| | Wilbur Wright | 0 | 190 | 39 | 0 | 0 | 0 |
| 507 | Danville | 0 | 25 | 35 | 61 | 0 | 1 |
| 502 | DuPage | 0 | 742 | 131 | 0 | 0 | 9 |
| 509 | Elgin | 0 | 295 | 135 | 0 | 0 | 2 |
| 512 | Harper | 0 | 652 | 13 | 0 | 9 | 4 |
| 540 | Heartland | 0 | 270 | 50 | 0 | 0 | 0 |
| 519 | Highland | 0 | 88 | 71 | 0 | 0 | 4 |
| 514 | Illinois Central | 0 | 0 | 0 | 615 | 0 | 12 |
| 529 | Illinois Eastern | (0) | (11) | (279) | (121) | (2) | (0) |
| | Frontier | 0 | 0 | 32 | 11 | 0 | 0 |
| | Lincoln Trail | 0 | 7 | 63 | 41 | 2 | 0 |
| | Olney Central | 0 | 3 | 96 | 51 | 0 | 0 |
| | Wabash | 0 | 1 | 88 | 18 | 0 | 0 |
| 513 | Illinois Valley | 0 | 172 | 77 | 0 | 0 | 2 |
| 525 | Joliet | 0 | 319 | 59 | 0 | 0 | 0 |
| 520 | Kankakee | 0 | 76 | 53 | 0 | 2 | 1 |
| 501 | Kaskaskia | 0 | 193 | 21 | 0 | 0 | 0 |
| 523 | Kishwaukee | 0 | 105 | 168 | 0 | 1 | 3 |
| 532 | Lake County | 0 | 384 | 75 | 0 | 0 | 7 |
| 517 | Lake Land | 0 | 115 | 201 | 0 | 0 | 0 |
| 536 | Lewis & Clark | 0 | 38 | 251 | 0 | 1 | 0 |
| 526 | Lincoln Land | 32 | 226 | 161 | 0 | 4 | 3 |
| 530 | Logan | 0 | 153 | 153 | 0 | 0 | 0 |
| 528 | McHenry | 0 | 24 | 255 | 0 | 4 | 2 |
| 524 | Moraine Valley | 0 | 442 | 315 | 0 | 1 | 0 |
| 527 | Morton | 0 | 81 | 30 | 0 | 0 | 0 |
| 535 | Oakton | 0 | 202 | 1 | 0 | 0 | 2 |
| 505 | Parkland | 0 | 179 | 157 | 0 | 13 | 26 |
| 515 | Prairie State | 0 | 163 | 21 | 0 | 0 | 0 |
| 521 | Rend Lake | 0 | 130 | 50 | 0 | 0 | 0 |
| 537 | Richland | 0 | 102 | 67 | 0 | 1 | 1 |
| 511 | Rock Valley | 0 | 407 | 72 | 0 | 0 | 0 |
| 518 | Sandburg | 0 | 65 | 70 | 0 | 2 | 0 |
| 506 | Sauk Valley | 0 | 69 | 79 | 0 | 2 | 4 |
| 531 | Shawnee | 0 | 120 | 36 | 0 | 0 | 0 |
| 510 | South Suburban | 0 | 105 | 91 | 0 | 6 | 1 |
| 533 | Southeastern | 0 | 94 | 81 | 0 | 0 | 6 |
| 522 | Southwestern* | 0 | 392 | 226 | 0 | 5 | 0 |
| 534 | Spoon River | 0 | 98 | 36 | 0 | 0 | 0 |
| 504 | Triton | 0 | 150 | 89 | 0 | 1 | 0 |
| 516 | Waubonsee | 5 | 73 | 238 | 0 | 0 | 0 |
| 539 | Wood | 0 | 80 | 42 | 0 | 0 | 0 |
| | TOTALS | 37 | 7,798 | 4,103 | 797 | 54 | 92 |

*Formerly Belleville Area College

SOURCE OF DATA: Annual Enrollment & Completion Data (A1)

Illinois Community College Board
Table III-9
ANNUAL DUPLICATED COMPLETERS BY ACADEMIC PROGRAM BY COLLEGE
FOR FISCAL YEAR 2001

| Dist. No. | District/College | Ag Bus/Mgmt, Gen 12 010101 | Ag Mechanics, Gen 12 010201 | Ag Production, Gen 12 010201 | Animal Prod 12 010302 | Ag Supplies 12 010501 | Horsehandling/Care 12 010507 | Horticulture, Gen 12 010601 | Arbiculture 12 010602 | Ornamental Hort 12 010603 | Greenhouse Opr/Mgmt 12 010604 | Landscaping 12 010605 |
|-----------|------------------|----------------------------|-----------------------------|------------------------------|-----------------------|-----------------------|------------------------------|-----------------------------|-----------------------|---------------------------|-------------------------------|-----------------------|
| 503 | Black Hawk | 5 | 5 | 16 | 33 | 0 | 16 | 10 | 0 | 0 | 0 | 0 |
| 508 | Chicago | (0) | (0) | (0) | (0) | (0) | (0) | (0) | (0) | (0) | (0) | (0) |
| | Daley | 0 | 0 | 0 | 0 | 0 | 0 | 0 | 0 | 0 | 0 | 0 |
| | Kennedy-King | 0 | 0 | 0 | 0 | 0 | 0 | 0 | 0 | 0 | 0 | 0 |
| | Malcolm X | 0 | 0 | 0 | 0 | 0 | 0 | 0 | 0 | 0 | 0 | 0 |
| | Olive-Harvey | 0 | 0 | 0 | 0 | 0 | 0 | 0 | 0 | 0 | 0 | 0 |
| | Truman | 0 | 0 | 0 | 0 | 0 | 0 | 0 | 0 | 0 | 0 | 0 |
| | Washington | 0 | 0 | 0 | 0 | 0 | 0 | 0 | 0 | 0 | 0 | 0 |
| | Wilbur Wright | 0 | 0 | 0 | 0 | 0 | 0 | 0 | 0 | 0 | 0 | 0 |
| 507 | Danville | 5 | 0 | 0 | 0 | 0 | 0 | 0 | 0 | 4 | 0 | 8 |
| 502 | DuPage | 0 | 0 | 0 | 0 | 0 | 0 | 15 | 0 | 6 | 1 | 3 |
| 509 | Elgin | 0 | 0 | 0 | 0 | 0 | 0 | 0 | 0 | 0 | 0 | 0 |
| 512 | Harper | 0 | 0 | 0 | 0 | 0 | 0 | 7 | 2 | 3 | 0 | 6 |
| 540 | Heartland | 0 | 0 | 0 | 0 | 0 | 0 | 0 | 0 | 0 | 0 | 0 |
| 519 | Highland | 4 | 0 | 1 | 0 | 0 | 0 | 0 | 0 | 0 | 0 | 0 |
| 514 | Illinois Central | 10 | 15 | 0 | 0 | 0 | 0 | 27 | 0 | 0 | 0 | 1 |
| 529 | Illinois Eastern | (24) | (0) | (9) | (0) | (0) | (0) | (5) | (0) | (0) | (0) | (0) |
| | Frontier | 0 | 0 | 0 | 0 | 0 | 0 | 0 | 0 | 0 | 0 | 0 |
| | Lincoln Trail | 0 | 0 | 0 | 0 | 0 | 0 | 5 | 0 | 0 | 0 | 0 |
| | Olney Central | 0 | 0 | 0 | 0 | 0 | 0 | 0 | 0 | 0 | 0 | 0 |
| | Wabash | 24 | 0 | 9 | 0 | 0 | 0 | 0 | 0 | 0 | 0 | 0 |
| 513 | Illinois Valley | 0 | 0 | 0 | 0 | 0 | 0 | 0 | 0 | 0 | 0 | 0 |
| 525 | Joliet | 9 | 0 | 13 | 0 | 0 | 0 | 21 | 0 | 1 | 0 | 0 |
| 520 | Kankakee | 0 | 0 | 0 | 0 | 0 | 0 | 0 | 0 | 0 | 0 | 0 |
| 501 | Kaskaskia | 11 | 0 | 0 | 0 | 0 | 0 | 22 | 0 | 0 | 0 | 0 |
| 523 | Kishwaukee | 1 | 16 | 5 | 0 | 0 | 0 | 2 | 0 | 4 | 5 | 12 |
| 532 | Lake County | 0 | 0 | 0 | 0 | 0 | 0 | 0 | 0 | 2 | 0 | 3 |
| 517 | Lake Land | 19 | 18 | 10 | 1 | 0 | 0 | 39 | 0 | 0 | 0 | 0 |
| 536 | Lewis & Clark | 1 | 0 | 0 | 0 | 0 | 0 | 0 | 0 | 0 | 0 | 0 |
| 526 | Lincoln Land | 0 | 0 | 8 | 0 | 0 | 0 | 0 | 0 | 0 | 0 | 3 |
| 530 | Logan | 0 | 0 | 0 | 0 | 0 | 0 | 0 | 0 | 0 | 0 | 0 |
| 528 | McHenry | 0 | 0 | 0 | 0 | 0 | 0 | 5 | 0 | 0 | 0 | 1 |
| 524 | Moraine Valley | 0 | 0 | 0 | 0 | 0 | 0 | 0 | 0 | 0 | 0 | 0 |
| 527 | Morton | 0 | 0 | 0 | 0 | 0 | 0 | 0 | 0 | 0 | 0 | 0 |
| 535 | Oakton | 0 | 0 | 0 | 0 | 0 | 0 | 0 | 0 | 0 | 0 | 0 |
| 505 | Parkland | 8 | 0 | 0 | 7 | 0 | 0 | 0 | 0 | 0 | 0 | 0 |
| 515 | Prairie State | 0 | 0 | 0 | 0 | 0 | 0 | 0 | 0 | 0 | 0 | 0 |
| 521 | Rend Lake | 5 | 4 | 4 | 0 | 0 | 0 | 22 | 0 | 0 | 0 | 0 |
| 537 | Richland | 0 | 0 | 0 | 0 | 0 | 0 | 5 | 0 | 0 | 0 | 0 |
| 511 | Rock Valley | 0 | 0 | 0 | 0 | 0 | 0 | 0 | 0 | 0 | 0 | 0 |
| 518 | Sandburg | 0 | 0 | 2 | 0 | 1 | 0 | 0 | 0 | 0 | 0 | 0 |
| 506 | Sauk Valley | 0 | 0 | 0 | 0 | 0 | 0 | 0 | 0 | 0 | 0 | 0 |
| 531 | Shawnee | 0 | 0 | 0 | 0 | 0 | 0 | 0 | 0 | 0 | 0 | 0 |
| 510 | South Suburban | 0 | 0 | 0 | 0 | 0 | 0 | 0 | 0 | 0 | 0 | 0 |
| 533 | Southeastern | 0 | 0 | 0 | 0 | 0 | 0 | 9 | 3 | 0 | 0 | 0 |
| 522 | Southwestern* | 0 | 0 | 0 | 0 | 0 | 0 | 14 | 0 | 0 | 0 | 0 |
| 534 | Spoon River | 0 | 12 | 8 | 0 | 0 | 0 | 0 | 0 | 0 | 0 | 0 |
| 504 | Triton | 0 | 0 | 0 | 0 | 0 | 0 | 0 | 0 | 0 | 1 | 6 |
| 516 | Waubonsee | 0 | 0 | 0 | 0 | 0 | 0 | 0 | 0 | 0 | 0 | 0 |
| 539 | Wood | 2 | 0 | 0 | 5 | 0 | 0 | 0 | 0 | 0 | 0 | 0 |
| | TOTALS | 111 | 70 | 76 | 46 | 1 | 16 | 203 | 5 | 20 | 7 | 43 |

*Formerly Belleville Area College

SOURCE OF DATA: Annual Enrollment & Completion Data (A1)

Illinois Community College Board
Table III-9
ANNUAL DUPLICATED COMPLETERS BY ACADEMIC PROGRAM BY COLLEGE
FOR FISCAL YEAR 2001

| Dist. No. | District/College | Nursery Op/Mgmt 12 010606 | Turf Mgmt 12 010607 | Parks/Grounds Mgmt 12 010610 | Fstry Prod/Proc, Gen 12 030401 | Wildlife Mgmt 12 030601 | Microcomp Apps 12 070308 | Ofc Supr/Mgmt 12 070401 | Fashion Merch 12 080102 | Entrepreneurship 12 080301 | Ind Marketing 12 080702 | Retailing 12 080705 |
|-----------|------------------|---------------------------|---------------------|------------------------------|--------------------------------|-------------------------|--------------------------|-------------------------|-------------------------|----------------------------|-------------------------|---------------------|
| 503 | Black Hawk | 0 | 0 | 0 | 0 | 0 | 0 | 0 | 0 | 0 | 0 | 7 |
| 508 | Chicago | (0) | (0) | (0) | (0) | (0) | (0) | (0) | (0) | (0) | (0) | (0) |
| | Daley | 0 | 0 | 0 | 0 | 0 | 0 | 0 | 0 | 0 | 0 | 0 |
| | Kennedy-King | 0 | 0 | 0 | 0 | 0 | 0 | 0 | 0 | 0 | 0 | 0 |
| | Malcolm X | 0 | 0 | 0 | 0 | 0 | 0 | 0 | 0 | 0 | 0 | 0 |
| | Olive-Harvey | 0 | 0 | 0 | 0 | 0 | 0 | 0 | 0 | 0 | 0 | 0 |
| | Truman | 0 | 0 | 0 | 0 | 0 | 0 | 0 | 0 | 0 | 0 | 0 |
| | Washington | 0 | 0 | 0 | 0 | 0 | 0 | 0 | 0 | 0 | 0 | 0 |
| | Wilbur Wright | 0 | 0 | 0 | 0 | 0 | 0 | 0 | 0 | 0 | 0 | 0 |
| 507 | Danville | 0 | 0 | 0 | 0 | 0 | 0 | 0 | 0 | 0 | 0 | 0 |
| 502 | DuPage | 2 | 0 | 0 | 0 | 0 | 0 | 0 | 5 | 3 | 0 | 0 |
| 509 | Elgin | 0 | 0 | 0 | 0 | 0 | 0 | 2 | 0 | 0 | 0 | 0 |
| 512 | Harper | 0 | 0 | 2 | 0 | 0 | 0 | 0 | 7 | 0 | 2 | 4 |
| 540 | Heartland | 0 | 0 | 0 | 0 | 0 | 0 | 0 | 0 | 0 | 0 | 0 |
| 519 | Highland | 0 | 0 | 0 | 0 | 0 | 0 | 0 | 0 | 0 | 0 | 0 |
| 514 | Illinois Central | 0 | 0 | 0 | 0 | 0 | 0 | 0 | 0 | 0 | 0 | 0 |
| 529 | Illinois Eastern | (0) | (0) | (0) | (0) | (0) | (0) | (0) | (0) | (0) | (0) | (13) |
| | Frontier | 0 | 0 | 0 | 0 | 0 | 0 | 0 | 0 | 0 | 0 | 0 |
| | Lincoln Trail | 0 | 0 | 0 | 0 | 0 | 0 | 0 | 0 | 0 | 0 | 0 |
| | Olney Central | 0 | 0 | 0 | 0 | 0 | 0 | 0 | 0 | 0 | 0 | 0 |
| | Wabash | 0 | 0 | 0 | 0 | 0 | 0 | 0 | 0 | 0 | 0 | 13 |
| 513 | Illinois Valley | 0 | 0 | 0 | 0 | 0 | 0 | 0 | 0 | 0 | 0 | 0 |
| 525 | Joliet | 0 | 1 | 0 | 0 | 0 | 2 | 0 | 2 | 0 | 0 | 3 |
| 520 | Kankakee | 0 | 0 | 0 | 0 | 0 | 0 | 0 | 0 | 0 | 0 | 0 |
| 501 | Kaskaskia | 0 | 0 | 0 | 0 | 0 | 0 | 0 | 0 | 0 | 0 | 1 |
| 523 | Kishwaukee | 2 | 2 | 0 | 0 | 0 | 0 | 0 | 0 | 0 | 0 | 3 |
| 532 | Lake County | 0 | 2 | 0 | 0 | 0 | 0 | 0 | 0 | 0 | 0 | 0 |
| 517 | Lake Land | 0 | 0 | 0 | 0 | 0 | 0 | 0 | 0 | 1 | 0 | 12 |
| 536 | Lewis & Clark | 0 | 1 | 0 | 0 | 0 | 0 | 0 | 0 | 0 | 0 | 0 |
| 526 | Lincoln Land | 0 | 0 | 0 | 0 | 0 | 0 | 0 | 0 | 0 | 0 | 0 |
| 530 | Logan | 0 | 0 | 0 | 0 | 0 | 0 | 0 | 3 | 0 | 0 | 0 |
| 528 | McHenry | 0 | 0 | 0 | 0 | 0 | 0 | 0 | 0 | 0 | 0 | 0 |
| 524 | Moraine Valley | 0 | 0 | 0 | 0 | 0 | 0 | 0 | 0 | 0 | 0 | 2 |
| 527 | Morton | 0 | 0 | 0 | 0 | 0 | 0 | 0 | 0 | 0 | 0 | 0 |
| 535 | Oakton | 0 | 0 | 0 | 0 | 0 | 0 | 0 | 0 | 0 | 0 | 1 |
| 505 | Parkland | 0 | 0 | 0 | 0 | 0 | 0 | 0 | 0 | 0 | 0 | 0 |
| 515 | Prairie State | 0 | 0 | 0 | 0 | 0 | 0 | 0 | 0 | 0 | 0 | 0 |
| 521 | Rend Lake | 0 | 0 | 0 | 0 | 0 | 0 | 0 | 0 | 0 | 0 | 0 |
| 537 | Richland | 0 | 0 | 0 | 0 | 0 | 0 | 0 | 0 | 0 | 0 | 0 |
| 511 | Rock Valley | 0 | 0 | 0 | 0 | 0 | 0 | 0 | 0 | 0 | 0 | 0 |
| 518 | Sandburg | 0 | 0 | 0 | 0 | 0 | 0 | 0 | 0 | 0 | 0 | 0 |
| 506 | Sauk Valley | 0 | 0 | 0 | 0 | 0 | 0 | 0 | 0 | 0 | 0 | 0 |
| 531 | Shawnee | 0 | 0 | 0 | 0 | 0 | 0 | 0 | 0 | 0 | 0 | 0 |
| 510 | South Suburban | 0 | 0 | 0 | 0 | 0 | 0 | 0 | 0 | 0 | 0 | 2 |
| 533 | Southeastern | 0 | 0 | 0 | 10 | 21 | 0 | 0 | 0 | 0 | 0 | 0 |
| 522 | Southwestern* | 0 | 0 | 0 | 0 | 0 | 0 | 0 | 0 | 0 | 0 | 0 |
| 534 | Spoon River | 0 | 0 | 0 | 0 | 0 | 0 | 0 | 0 | 0 | 0 | 0 |
| 504 | Triton | 0 | 0 | 0 | 0 | 0 | 0 | 0 | 0 | 0 | 0 | 0 |
| 516 | Waubonsec | 0 | 0 | 0 | 0 | 0 | 0 | 0 | 0 | 0 | 0 | 3 |
| 539 | Wood | 0 | 0 | 0 | 0 | 0 | 0 | 0 | 0 | 0 | 0 | 0 |
| | TOTALS | 4 | 6 | 2 | 10 | 21 | 2 | 2 | 17 | 4 | 2 | 51 |

*Formerly Belleville Area College

SOURCE OF DATA: Annual Enrollment & Completion Data (A1)

Illinois Community College Board
Table III-9
ANNUAL DUPLICATED COMPLETERS BY ACADEMIC PROGRAM BY COLLEGE
FOR FISCAL YEAR 2001

| Dist. No. | District/College | Gen Mktg/Sales 12 080706 | Gen Mktg Op 12 080708 | Gen Distrib Op 12 080709 | Rec Prod/Srvcs Mktg Ops 12 080903 | Insurance Mktg Ops 12 081001 | Travel Svcs Mktg 12 081105 | Radio/TV, Gen 12 090701 | Ed Media Tech 12 100101 | Radio/TV Prod 12 100104 | Funeral Svcs 12 120301 | Cosmetology 12 120403 |
|-----------|------------------|--------------------------|-----------------------|--------------------------|-----------------------------------|------------------------------|----------------------------|-------------------------|-------------------------|-------------------------|------------------------|-----------------------|
| 503 | Black Hawk | 0 | 0 | 0 | 0 | 0 | 0 | 0 | 0 | 2 | 0 | 0 |
| 508 | Chicago | (1) | (0) | (0) | (0) | (0) | (10) | (34) | (0) | (0) | (9) | (116) |
| | Daley | 0 | 0 | 0 | 0 | 0 | 5 | 0 | 0 | 0 | 0 | 0 |
| | Kennedy-King | 0 | 0 | 0 | 0 | 0 | 0 | 34 | 0 | 0 | 0 | 0 |
| | Malcolm X | 0 | 0 | 0 | 0 | 0 | 0 | 0 | 0 | 0 | 9 | 0 |
| | Olive-Harvey | 1 | 0 | 0 | 0 | 0 | 0 | 0 | 0 | 0 | 0 | 0 |
| | Truman | 0 | 0 | 0 | 0 | 0 | 0 | 0 | 0 | 0 | 0 | 116 |
| | Washington | 0 | 0 | 0 | 0 | 0 | 5 | 0 | 0 | 0 | 0 | 0 |
| | Wilbur Wright | 0 | 0 | 0 | 0 | 0 | 0 | 0 | 0 | 0 | 0 | 0 |
| 507 | Danville | 15 | 0 | 0 | 0 | 0 | 0 | 0 | 0 | 0 | 0 | 0 |
| 502 | DuPage | 15 | 0 | 2 | 0 | 0 | 80 | 0 | 3 | 0 | 0 | 0 |
| 509 | Elgin | 2 | 0 | 0 | 0 | 0 | 7 | 0 | 0 | 0 | 0 | 0 |
| 512 | Harper | 3 | 0 | 21 | 0 | 0 | 0 | 0 | 0 | 0 | 0 | 0 |
| 540 | Heartland | 0 | 0 | 0 | 0 | 1 | 0 | 0 | 0 | 0 | 0 | 0 |
| 519 | Highland | 0 | 0 | 0 | 0 | 0 | 0 | 0 | 0 | 0 | 0 | 14 |
| 514 | Illinois Central | 6 | 0 | 0 | 0 | 0 | 0 | 0 | 0 | 0 | 0 | 0 |
| 529 | Illinois Eastern | (0) | (0) | (0) | (0) | (0) | (0) | (0) | (0) | (1) | (0) | (7) |
| | Frontier | 0 | 0 | 0 | 0 | 0 | 0 | 0 | 0 | 0 | 0 | 0 |
| | Lincoln Trail | 0 | 0 | 0 | 0 | 0 | 0 | 0 | 0 | 0 | 0 | 0 |
| | Olney Central | 0 | 0 | 0 | 0 | 0 | 0 | 0 | 0 | 0 | 0 | 7 |
| | Wabash | 0 | 0 | 0 | 0 | 0 | 0 | 0 | 0 | 1 | 0 | 0 |
| 513 | Illinois Valley | 8 | 0 | 0 | 0 | 0 | 0 | 0 | 0 | 0 | 0 | 0 |
| 525 | Joliet | 18 | 0 | 0 | 0 | 0 | 0 | 0 | 0 | 0 | 0 | 0 |
| 520 | Kankakee | 0 | 0 | 0 | 0 | 0 | 0 | 0 | 0 | 0 | 0 | 0 |
| 501 | Kaskaskia | 0 | 0 | 0 | 0 | 0 | 0 | 0 | 0 | 0 | 0 | 23 |
| 523 | Kishwaukee | 0 | 0 | 0 | 0 | 0 | 0 | 0 | 0 | 0 | 0 | 0 |
| 532 | Lake County | 12 | 0 | 0 | 0 | 0 | 0 | 0 | 0 | 0 | 0 | 0 |
| 517 | Lake Land | 7 | 0 | 0 | 0 | 0 | 0 | 7 | 0 | 0 | 0 | 28 |
| 536 | Lewis & Clark | 0 | 0 | 0 | 0 | 0 | 0 | 8 | 0 | 0 | 0 | 0 |
| 526 | Lincoln Land | 2 | 0 | 0 | 0 | 0 | 0 | 0 | 0 | 0 | 0 | 0 |
| 530 | Logan | 7 | 0 | 0 | 0 | 0 | 6 | 0 | 0 | 0 | 0 | 23 |
| 528 | McHenry | 2 | 0 | 0 | 0 | 0 | 0 | 0 | 0 | 0 | 0 | 0 |
| 524 | Moraine Valley | 0 | 0 | 0 | 2 | 0 | 33 | 0 | 0 | 0 | 0 | 0 |
| 527 | Morton | 1 | 0 | 0 | 0 | 0 | 0 | 0 | 0 | 0 | 0 | 0 |
| 535 | Oakton | 1 | 1 | 3 | 0 | 0 | 0 | 0 | 0 | 0 | 0 | 0 |
| 505 | Parkland | 2 | 0 | 0 | 0 | 0 | 6 | 3 | 0 | 0 | 0 | 0 |
| 515 | Prairie State | 0 | 0 | 0 | 0 | 0 | 0 | 0 | 0 | 0 | 0 | 0 |
| 521 | Rend Lake | 0 | 0 | 0 | 0 | 0 | 0 | 0 | 0 | 0 | 0 | 0 |
| 537 | Richland | 0 | 0 | 0 | 0 | 0 | 0 | 0 | 0 | 0 | 0 | 0 |
| 511 | Rock Valley | 0 | 0 | 0 | 0 | 0 | 0 | 0 | 0 | 0 | 0 | 0 |
| 518 | Sandburg | 1 | 0 | 0 | 0 | 0 | 0 | 0 | 0 | 0 | 8 | 18 |
| 506 | Sauk Valley | 4 | 0 | 0 | 0 | 0 | 0 | 0 | 0 | 0 | 0 | 0 |
| 531 | Shawnee | 0 | 0 | 0 | 0 | 0 | 0 | 0 | 0 | 0 | 0 | 5 |
| 510 | South Suburban | 3 | 0 | 0 | 0 | 0 | 0 | 0 | 0 | 0 | 0 | 0 |
| 533 | Southeastern | 0 | 0 | 0 | 0 | 0 | 0 | 0 | 0 | 0 | 0 | 25 |
| 522 | Southwestern* | 6 | 0 | 0 | 0 | 0 | 0 | 0 | 0 | 0 | 0 | 9 |
| 534 | Spoon River | 0 | 0 | 0 | 0 | 0 | 0 | 0 | 0 | 0 | 0 | 0 |
| 504 | Triton | 5 | 0 | 2 | 0 | 0 | 0 | 0 | 0 | 0 | 0 | 0 |
| 516 | Waubensee | 0 | 2 | 0 | 0 | 0 | 0 | 0 | 0 | 0 | 0 | 0 |
| 539 | Wood | 0 | 0 | 0 | 0 | 0 | 0 | 0 | 0 | 0 | 0 | 0 |
| | TOTALS | 121 | 3 | 28 | 2 | 1 | 142 | 52 | 3 | 9 | 17 | 268 |

*Formerly Belleville Area College

SOURCE OF DATA: Annual Enrollment & Completion Data (A1)

Illinois Community College Board
Table III-9
ANNUAL DUPLICATED COMPLETERS BY ACADEMIC PROGRAM BY COLLEGE
FOR FISCAL YEAR 2001

| Dist. No. | District/College | Massage 12 120405 | Nail Technology 12 120410 | Baker/Pastry Chef 12 120501 | Cul Arts/Chef Trng 12 120503 | Restaurant Op Mngtr 12 120504 | Cook/Asst Training 12 120505 | Teaching ESL 12 131401 | Teacher Ass/Aide 12 131501 | Civil Tech 12 150201 | Comp Tech 12 150301 | Electronic Tech 12 150303 |
|-----------|------------------|-------------------|---------------------------|-----------------------------|------------------------------|-------------------------------|------------------------------|------------------------|----------------------------|----------------------|---------------------|---------------------------|
| 503 | Black Hawk | 0 | 0 | 0 | 12 | 1 | 0 | 0 | 0 | 0 | 0 | 0 |
| 508 | Chicago | (0) | (0) | (11) | (47) | (0) | (0) | (0) | (1) | (0) | (0) | (2) |
| | Daley | 0 | 0 | 0 | 0 | 0 | 0 | 0 | 0 | 0 | 0 | 0 |
| | Kennedy-King | 0 | 0 | 11 | 47 | 0 | 0 | 0 | 1 | 0 | 0 | 0 |
| | Malcolm X | 0 | 0 | 0 | 0 | 0 | 0 | 0 | 0 | 0 | 0 | 0 |
| | Olive-Harvey | 0 | 0 | 0 | 0 | 0 | 0 | 0 | 0 | 0 | 0 | 0 |
| | Truman | 0 | 0 | 0 | 0 | 0 | 0 | 0 | 0 | 0 | 0 | 2 |
| | Washington | 0 | 0 | 0 | 0 | 0 | 0 | 0 | 0 | 0 | 0 | 0 |
| | Wilbur Wright | 0 | 0 | 0 | 0 | 0 | 0 | 0 | 0 | 0 | 0 | 0 |
| 507 | Danville | 0 | 0 | 0 | 0 | 0 | 0 | 0 | 3 | 0 | 0 | 0 |
| 502 | DuPage | 1 | 0 | 7 | 12 | 11 | 0 | 0 | 0 | 0 | 0 | 6 |
| 509 | Elgin | 0 | 0 | 3 | 17 | 1 | 0 | 0 | 2 | 0 | 0 | 4 |
| 512 | Harper | 0 | 0 | 2 | 2 | 6 | 0 | 0 | 0 | 0 | 0 | 12 |
| 540 | Heartland | 0 | 0 | 0 | 0 | 0 | 0 | 0 | 0 | 0 | 0 | 1 |
| 519 | Highland | 0 | 0 | 0 | 0 | 0 | 0 | 0 | 0 | 0 | 0 | 1 |
| 514 | Illinois Central | 0 | 0 | 0 | 16 | 0 | 0 | 0 | 0 | 0 | 0 | 23 |
| 529 | Illinois Eastern | (0) | (0) | (0) | (17) | (0) | (0) | (0) | (10) | (0) | (0) | (5) |
| | Frontier | 0 | 0 | 0 | 0 | 0 | 0 | 0 | 8 | 0 | 0 | 0 |
| | Lincoln Trail | 0 | 0 | 0 | 17 | 0 | 0 | 0 | 1 | 0 | 0 | 0 |
| | Olney Central | 0 | 0 | 0 | 0 | 0 | 0 | 0 | 1 | 0 | 0 | 0 |
| | Wabash | 0 | 0 | 0 | 0 | 0 | 0 | 0 | 0 | 0 | 0 | 5 |
| 513 | Illinois Valley | 21 | 0 | 0 | 15 | 0 | 0 | 0 | 0 | 0 | 0 | 10 |
| 525 | Joliet | 0 | 0 | 0 | 26 | 3 | 0 | 0 | 4 | 0 | 0 | 12 |
| 520 | Kankakee | 0 | 0 | 0 | 0 | 0 | 0 | 0 | 7 | 0 | 0 | 10 |
| 501 | Kaskaskia | 0 | 4 | 0 | 5 | 0 | 0 | 0 | 4 | 0 | 0 | 34 |
| 523 | Kishwaukee | 17 | 0 | 0 | 0 | 0 | 0 | 0 | 0 | 0 | 0 | 3 |
| 532 | Lake County | 0 | 0 | 0 | 2 | 3 | 0 | 0 | 0 | 0 | 0 | 8 |
| 517 | Lake Land | 0 | 0 | 0 | 19 | 0 | 0 | 0 | 0 | 21 | 0 | 7 |
| 536 | Lewis & Clark | 0 | 0 | 0 | 0 | 1 | 0 | 0 | 7 | 0 | 0 | 0 |
| 526 | Lincoln Land | 0 | 0 | 0 | 0 | 0 | 0 | 0 | 4 | 0 | 0 | 15 |
| 530 | Logan | 0 | 0 | 0 | 0 | 0 | 0 | 0 | 0 | 0 | 1 | 12 |
| 528 | McHenry | 0 | 0 | 0 | 0 | 0 | 0 | 0 | 0 | 0 | 0 | 17 |
| 524 | Moraine Valley | 0 | 0 | 1 | 0 | 18 | 0 | 0 | 9 | 0 | 1 | 3 |
| 527 | Morton | 11 | 0 | 0 | 0 | 0 | 0 | 0 | 0 | 0 | 0 | 0 |
| 535 | Oakton | 0 | 0 | 0 | 0 | 7 | 0 | 0 | 0 | 0 | 0 | 8 |
| 505 | Parkland | 0 | 0 | 0 | 0 | 3 | 0 | 1 | 0 | 0 | 0 | 2 |
| 515 | Prairie State | 0 | 0 | 0 | 0 | 0 | 0 | 0 | 1 | 0 | 0 | 5 |
| 521 | Rend Lake | 0 | 0 | 0 | 29 | 0 | 0 | 0 | 0 | 0 | 21 | 10 |
| 537 | Richland | 0 | 0 | 0 | 0 | 2 | 12 | 0 | 0 | 0 | 0 | 0 |
| 511 | Rock Valley | 0 | 0 | 0 | 0 | 0 | 0 | 0 | 0 | 0 | 0 | 7 |
| 518 | Sandburg | 0 | 5 | 0 | 0 | 0 | 0 | 0 | 0 | 0 | 0 | 19 |
| 506 | Sauk Valley | 0 | 0 | 0 | 0 | 0 | 0 | 0 | 0 | 0 | 0 | 10 |
| 531 | Shawnee | 0 | 0 | 0 | 0 | 0 | 0 | 0 | 0 | 0 | 0 | 5 |
| 510 | South Suburban | 0 | 0 | 0 | 0 | 0 | 0 | 0 | 1 | 0 | 0 | 9 |
| 533 | Southeastern | 0 | 0 | 0 | 17 | 0 | 0 | 0 | 0 | 0 | 0 | 0 |
| 522 | Southwestern* | 70 | 0 | 0 | 3 | 6 | 0 | 0 | 0 | 0 | 0 | 0 |
| 534 | Spoon River | 0 | 0 | 0 | 0 | 0 | 0 | 0 | 0 | 0 | 0 | 6 |
| 504 | Triton | 0 | 0 | 0 | 10 | 5 | 0 | 0 | 0 | 0 | 0 | 6 |
| 516 | Waubonsec | 19 | 0 | 0 | 0 | 0 | 0 | 0 | 0 | 0 | 0 | 10 |
| 539 | Wood | 0 | 0 | 0 | 5 | 3 | 0 | 0 | 0 | 0 | 0 | 3 |
| | TOTALS | 139 | 9 | 24 | 254 | 70 | 12 | 1 | 53 | 21 | 23 | 285 |

*Formerly Belleville Area College

SOURCE OF DATA: Annual Enrollment & Completion Data (A1)

Illinois Community College Board
Table III-9
ANNUAL DUPLICATED COMPLETERS BY ACADEMIC PROGRAM BY COLLEGE
FOR FISCAL YEAR 2001

| Dist. No. | District/College | Telecom Elec 12 150310 | Biomed Equip Tech 12 150401 | Comp Srvc Tech 12 150402 | Electromech Tech 12 150403 | Instru Tech 12 150404 | Robotics Tech 12 150405 | Automated Manuf Tech 12 150411 | Envir/Pollution Tech 12 150507 | Industrial Tech 12 150603 | Plastic Tech 12 150607 | Metalurgical Tech 12 150611 |
|--------------|------------------|------------------------|-----------------------------|--------------------------|----------------------------|-----------------------|-------------------------|--------------------------------|--------------------------------|---------------------------|------------------------|-----------------------------|
| 503 | Black Hawk | 0 | 0 | 0 | 3 | 0 | 2 | 2 | 1 | 0 | 0 | 0 |
| 508 | Chicago | (0) | (0) | (3) | (0) | (0) | (0) | (0) | (0) | (0) | (0) | (0) |
| | Daley | 0 | 0 | 0 | 0 | 0 | 0 | 0 | 0 | 0 | 0 | 0 |
| | Kennedy-King | 0 | 0 | 0 | 0 | 0 | 0 | 0 | 0 | 0 | 0 | 0 |
| | Malcolm X | 0 | 0 | 0 | 0 | 0 | 0 | 0 | 0 | 0 | 0 | 0 |
| | Olive-Harvey | 0 | 0 | 3 | 0 | 0 | 0 | 0 | 0 | 0 | 0 | 0 |
| | Truman | 0 | 0 | 0 | 0 | 0 | 0 | 0 | 0 | 0 | 0 | 0 |
| | Washington | 0 | 0 | 0 | 0 | 0 | 0 | 0 | 0 | 0 | 0 | 0 |
| | Wilbur Wright | 0 | 0 | 0 | 0 | 0 | 0 | 0 | 0 | 0 | 0 | 0 |
| 507 | Danville | 0 | 0 | 0 | 0 | 0 | 0 | 0 | 0 | 4 | 0 | 0 |
| 502 | DuPage | 0 | 0 | 12 | 0 | 0 | 1 | 1 | 0 | 2 | 13 | 0 |
| 509 | Elgin | 0 | 0 | 0 | 0 | 0 | 0 | 3 | 0 | 0 | 0 | 2 |
| 512 | Harper | 0 | 0 | 0 | 0 | 0 | 0 | 0 | 0 | 10 | 0 | 0 |
| 540 | Heartland | 0 | 0 | 0 | 0 | 0 | 0 | 0 | 0 | 0 | 0 | 0 |
| 519 | Highland | 0 | 0 | 0 | 0 | 0 | 0 | 0 | 0 | 18 | 0 | 0 |
| 514 | Illinois Central | 0 | 0 | 0 | 0 | 0 | 10 | 1 | 0 | 14 | 0 | 0 |
| 529 | Illinois Eastern | (31) | (0) | (0) | (0) | (0) | (0) | (0) | (0) | (4) | (0) | (0) |
| | Frontier | 0 | 0 | 0 | 0 | 0 | 0 | 0 | 0 | 0 | 0 | 0 |
| | Lincoln Trail | 30 | 0 | 0 | 0 | 0 | 0 | 0 | 0 | 0 | 0 | 0 |
| | Olney Central | 1 | 0 | 0 | 0 | 0 | 0 | 0 | 0 | 0 | 0 | 0 |
| | Wabash | 0 | 0 | 0 | 0 | 0 | 0 | 0 | 0 | 4 | 0 | 0 |
| 513 | Illinois Valley | 0 | 0 | 0 | 0 | 0 | 0 | 5 | 0 | 0 | 0 | 0 |
| 525 | Joliet | 0 | 0 | 0 | 0 | 0 | 0 | 0 | 0 | 6 | 0 | 0 |
| 520 | Kankakee | 0 | 0 | 0 | 0 | 0 | 0 | 0 | 0 | 0 | 0 | 0 |
| 501 | Kaskaskia | 0 | 0 | 0 | 0 | 0 | 0 | 0 | 0 | 0 | 0 | 0 |
| 523 | Kishwaukee | 0 | 0 | 0 | 0 | 0 | 0 | 6 | 0 | 0 | 0 | 0 |
| 532 | Lake County | 0 | 0 | 0 | 0 | 0 | 0 | 2 | 0 | 0 | 0 | 0 |
| 517 | Lake Land | 1 | 0 | 0 | 5 | 0 | 0 | 0 | 0 | 0 | 0 | 0 |
| 536 | Lewis & Clark | 0 | 0 | 0 | 0 | 0 | 0 | 0 | 0 | 1 | 0 | 0 |
| 526 | Lincoln Land | 0 | 0 | 0 | 0 | 0 | 0 | 0 | 0 | 0 | 0 | 0 |
| 530 | Logan | 0 | 0 | 0 | 0 | 0 | 0 | 4 | 0 | 0 | 0 | 0 |
| 528 | McHenry | 0 | 0 | 0 | 0 | 0 | 0 | 0 | 0 | 0 | 4 | 0 |
| 524 | Moraine Valley | 0 | 0 | 0 | 0 | 5 | 0 | 1 | 0 | 0 | 0 | 0 |
| 527 | Morton | 5 | 0 | 0 | 0 | 0 | 0 | 0 | 0 | 0 | 0 | 0 |
| 535 | Oakton | 0 | 0 | 0 | 0 | 0 | 0 | 7 | 0 | 0 | 0 | 0 |
| 505 | Parkland | 0 | 0 | 5 | 0 | 0 | 0 | 0 | 0 | 8 | 0 | 0 |
| 515 | Prairie State | 0 | 0 | 0 | 0 | 0 | 0 | 0 | 0 | 3 | 0 | 0 |
| 521 | Rend Lake | 0 | 0 | 0 | 0 | 0 | 0 | 0 | 0 | 0 | 0 | 0 |
| 537 | Richland | 0 | 0 | 0 | 0 | 0 | 0 | 2 | 0 | 0 | 0 | 0 |
| 511 | Rock Valley | 0 | 0 | 0 | 0 | 0 | 0 | 0 | 0 | 5 | 0 | 0 |
| 518 | Sandburg | 0 | 0 | 0 | 0 | 0 | 0 | 0 | 0 | 3 | 0 | 0 |
| 506 | Sauk Valley | 0 | 0 | 0 | 0 | 0 | 0 | 0 | 0 | 0 | 0 | 0 |
| 531 | Shawnee | 0 | 0 | 0 | 0 | 0 | 0 | 0 | 0 | 0 | 0 | 0 |
| 510 | South Suburban | 0 | 2 | 0 | 0 | 0 | 0 | 0 | 0 | 0 | 0 | 0 |
| 533 | Southeastern | 0 | 0 | 0 | 0 | 0 | 0 | 0 | 0 | 0 | 0 | 0 |
| 522 | Southwestern* | 0 | 0 | 0 | 0 | 0 | 0 | 0 | 0 | 1 | 0 | 0 |
| 534 | Spoon River | 0 | 0 | 0 | 0 | 0 | 0 | 0 | 0 | 0 | 0 | 0 |
| 504 | Triton | 0 | 0 | 24 | 0 | 0 | 0 | 12 | 0 | 0 | 0 | 1 |
| 516 | Waubonsee | 0 | 0 | 0 | 0 | 0 | 0 | 0 | 1 | 0 | 0 | 0 |
| 539 | Wood | 0 | 0 | 0 | 0 | 0 | 0 | 0 | 0 | 0 | 0 | 0 |
| | TOTALS | 37 | 2 | 44 | 8 | 5 | 13 | 46 | 2 | 79 | 17 | 3 |

*Formerly Belleville Area College

SOURCE OF DATA: Annual Enrollment & Completion Data (A1)

Illinois Community College Board
Table III-9
ANNUAL DUPLICATED COMPLETERS BY ACADEMIC PROGRAM BY COLLEGE
FOR FISCAL YEAR 2001

| Dist. No. | District/College | Quality Control Tech 12 150702 | Mech Design Tech 12 150805 | Comp-Aided Design 12 150810 | Mining Tech 12 150901 | Construct/Bldg Tech 12 151001 | Alcohol/Drug Abuse Spcty 12 170401 | Mental Health Tech 12 170406 | Child Care/Dev 12 200202 | Fash Design/Coord 12 200306 | Food Prod Mgmt, Gen 12 200401 | Chef/Cook/Culinary Arts 12 200403 |
|-----------|------------------|--------------------------------|----------------------------|-----------------------------|-----------------------|-------------------------------|------------------------------------|------------------------------|--------------------------|-----------------------------|-------------------------------|-----------------------------------|
| 503 | Black Hawk | 0 | 0 | 2 | 0 | 0 | 0 | 0 | 16 | 0 | 0 | 0 |
| 508 | Chicago | (0) | (0) | (4) | (0) | (0) | (0) | (0) | (214) | (0) | (796) | (0) |
| | Daley | 0 | 0 | 0 | 0 | 0 | 0 | 0 | 15 | 0 | 0 | 0 |
| | Kennedy-King | 0 | 0 | 0 | 0 | 0 | 0 | 0 | 30 | 0 | 0 | 0 |
| | Malcolm X | 0 | 0 | 0 | 0 | 0 | 0 | 0 | 37 | 0 | 0 | 0 |
| | Olive-Harvey | 0 | 0 | 0 | 0 | 0 | 0 | 0 | 48 | 0 | 0 | 0 |
| | Truman | 0 | 0 | 0 | 0 | 0 | 0 | 0 | 51 | 0 | 0 | 0 |
| | Washington | 0 | 0 | 0 | 0 | 0 | 0 | 0 | 33 | 0 | 796 | 0 |
| | Wilbur Wright | 0 | 0 | 4 | 0 | 0 | 0 | 0 | 0 | 0 | 0 | 0 |
| 507 | Danville | 0 | 0 | 5 | 0 | 0 | 0 | 0 | 3 | 0 | 0 | 0 |
| 502 | DuPage | 0 | 0 | 6 | 0 | 0 | 0 | 0 | 17 | 9 | 0 | 0 |
| 509 | Elgin | 0 | 0 | 13 | 0 | 0 | 1 | 1 | 1 | 0 | 0 | 2 |
| 512 | Harper | 0 | 1 | 2 | 0 | 0 | 0 | 0 | 30 | 8 | 0 | 0 |
| 540 | Heartland | 0 | 0 | 3 | 0 | 0 | 0 | 0 | 12 | 0 | 0 | 0 |
| 519 | Highland | 0 | 0 | 0 | 0 | 0 | 0 | 0 | 5 | 0 | 0 | 0 |
| 514 | Illinois Central | 0 | 6 | 4 | 0 | 0 | 0 | 0 | 37 | 0 | 0 | 0 |
| 529 | Illinois Eastern | (9) | (1) | (3) | (3) | (0) | (0) | (0) | (10) | (0) | (0) | (0) |
| | Frontier | 2 | 0 | 0 | 0 | 0 | 0 | 0 | 0 | 0 | 0 | 0 |
| | Lincoln Trail | 7 | 1 | 3 | 0 | 0 | 0 | 0 | 0 | 0 | 0 | 0 |
| | Olney Central | 0 | 0 | 0 | 0 | 0 | 0 | 0 | 0 | 0 | 0 | 0 |
| | Wabash | 0 | 0 | 0 | 3 | 0 | 0 | 0 | 10 | 0 | 0 | 0 |
| 513 | Illinois Valley | 0 | 8 | 2 | 0 | 0 | 0 | 0 | 14 | 0 | 0 | 0 |
| 525 | Joliet | 0 | 8 | 0 | 0 | 0 | 0 | 0 | 12 | 0 | 0 | 0 |
| 520 | Kankakee | 0 | 0 | 3 | 0 | 0 | 0 | 0 | 13 | 0 | 0 | 0 |
| 501 | Kaskaskia | 0 | 0 | 8 | 0 | 0 | 0 | 0 | 7 | 0 | 0 | 0 |
| 523 | Kishwaukee | 4 | 0 | 9 | 0 | 0 | 0 | 0 | 7 | 0 | 0 | 0 |
| 532 | Lake County | 0 | 2 | 9 | 0 | 7 | 0 | 0 | 10 | 0 | 0 | 0 |
| 517 | Lake Land | 0 | 2 | 11 | 0 | 0 | 0 | 0 | 22 | 0 | 0 | 0 |
| 536 | Lewis & Clark | 0 | 0 | 20 | 0 | 0 | 0 | 0 | 15 | 0 | 0 | 0 |
| 526 | Lincoln Land | 0 | 0 | 0 | 0 | 0 | 0 | 0 | 4 | 0 | 0 | 0 |
| 530 | Logan | 0 | 0 | 11 | 0 | 0 | 0 | 0 | 6 | 0 | 0 | 0 |
| 528 | McHenry | 0 | 3 | 4 | 0 | 0 | 0 | 0 | 8 | 0 | 0 | 0 |
| 524 | Moraine Valley | 20 | 12 | 4 | 0 | 0 | 0 | 0 | 10 | 0 | 0 | 0 |
| 527 | Morton | 0 | 0 | 6 | 0 | 0 | 0 | 0 | 0 | 0 | 0 | 0 |
| 535 | Oakton | 0 | 7 | 21 | 0 | 0 | 0 | 0 | 21 | 0 | 0 | 0 |
| 505 | Parkland | 0 | 0 | 4 | 0 | 0 | 0 | 0 | 13 | 0 | 0 | 0 |
| 515 | Prairie State | 0 | 0 | 3 | 0 | 0 | 0 | 0 | 11 | 0 | 0 | 0 |
| 521 | Rend Lake | 0 | 0 | 5 | 0 | 0 | 0 | 0 | 6 | 0 | 0 | 0 |
| 537 | Richland | 0 | 0 | 0 | 0 | 0 | 0 | 0 | 22 | 0 | 0 | 0 |
| 511 | Rock Valley | 4 | 0 | 23 | 0 | 0 | 0 | 0 | 8 | 0 | 0 | 0 |
| 518 | Sandburg | 0 | 1 | 0 | 0 | 0 | 0 | 0 | 6 | 0 | 0 | 0 |
| 506 | Sauk Valley | 1 | 0 | 6 | 0 | 0 | 0 | 0 | 9 | 0 | 0 | 0 |
| 531 | Shawnee | 0 | 0 | 0 | 0 | 0 | 0 | 0 | 1 | 0 | 0 | 0 |
| 510 | South Suburban | 0 | 0 | 18 | 0 | 0 | 0 | 0 | 16 | 0 | 0 | 0 |
| 533 | Southeastern | 0 | 0 | 0 | 0 | 0 | 0 | 0 | 4 | 0 | 0 | 0 |
| 522 | Southwestern* | 0 | 0 | 0 | 0 | 0 | 0 | 0 | 17 | 0 | 5 | 0 |
| 534 | Spoon River | 0 | 0 | 0 | 0 | 0 | 0 | 0 | 0 | 0 | 0 | 0 |
| 504 | Triton | 1 | 4 | 9 | 0 | 0 | 0 | 0 | 20 | 0 | 0 | 0 |
| 516 | Waubonsec | 5 | 0 | 4 | 0 | 0 | 0 | 0 | 12 | 0 | 0 | 0 |
| 539 | Wood | 0 | 0 | 2 | 0 | 0 | 0 | 0 | 11 | 0 | 0 | 0 |
| | TOTALS | 44 | 55 | 224 | 3 | 7 | 1 | 1 | 650 | 17 | 801 | 2 |

*Formerly Belleville Area College

SOURCE OF DATA: Annual Enrollment & Completion Data (A1)

Illinois Community College Board
Table III-9
ANNUAL DUPLICATED COMPLETERS BY ACADEMIC PROGRAM BY COLLEGE
FOR FISCAL YEAR 2001

| Dist. No. | District/College | Dietetic Aide/Asstg 12 200404 | Food Srvc/Rest Mgmt 12 200406 | Home Furn/Equip Inst, Other 12 200501 | Elder Care Provider 12 200602 | Custodial Services 12 200604 | Paralegal/Legal Asst 12 220103 | Techr/Bus Writing 12 231101 | AGS/AGE/ALS 12 240102 | Library Assisting 12 250301 | Parks/Rec/Leisure Fac Mgmt 12 310301 | Hlth/Physical Ed 12 310501 |
|-----------|------------------|-------------------------------|-------------------------------|---------------------------------------|-------------------------------|------------------------------|--------------------------------|-----------------------------|-----------------------|-----------------------------|--------------------------------------|----------------------------|
| 503 | Black Hawk | 0 | 0 | 3 | 0 | 13 | 5 | 1 | 0 | 4 | 0 | 0 |
| 508 | Chicago | (24) | (0) | (0) | (0) | (0) | (0) | (0) | (0) | (0) | (0) | (0) |
| | Daley | 0 | 0 | 0 | 0 | 0 | 0 | 0 | 0 | 0 | 0 | 0 |
| | Kennedy-King | 0 | 0 | 0 | 0 | 0 | 0 | 0 | 0 | 0 | 0 | 0 |
| | Malcolm X | 24 | 0 | 0 | 0 | 0 | 0 | 0 | 0 | 0 | 0 | 0 |
| | Olive-Harvey | 0 | 0 | 0 | 0 | 0 | 0 | 0 | 0 | 0 | 0 | 0 |
| | Truman | 0 | 0 | 0 | 0 | 0 | 0 | 0 | 0 | 0 | 0 | 0 |
| | Washington | 0 | 0 | 0 | 0 | 0 | 0 | 0 | 0 | 0 | 0 | 0 |
| | Wilbur Wright | 0 | 0 | 0 | 0 | 0 | 0 | 0 | 0 | 0 | 0 | 0 |
| 507 | Danville | 0 | 0 | 0 | 0 | 0 | 0 | 0 | 0 | 0 | 0 | 0 |
| 502 | DuPage | 0 | 0 | 15 | 0 | 0 | 0 | 0 | 0 | 108 | 0 | 0 |
| 509 | Elgin | 0 | 4 | 0 | 0 | 0 | 16 | 0 | 0 | 0 | 0 | 0 |
| 512 | Harper | 9 | 0 | 18 | 0 | 0 | 55 | 0 | 0 | 0 | 0 | 0 |
| 540 | Heartland | 0 | 0 | 0 | 0 | 0 | 0 | 0 | 0 | 0 | 0 | 0 |
| 519 | Highland | 0 | 0 | 0 | 0 | 0 | 0 | 0 | 0 | 0 | 0 | 0 |
| 514 | Illinois Central | 0 | 0 | 2 | 0 | 63 | 27 | 0 | 0 | 3 | 0 | 0 |
| 529 | Illinois Eastern | (0) | (0) | (0) | (0) | (37) | (0) | (0) | (0) | (0) | (0) | (0) |
| | Frontier | 0 | 0 | 0 | 0 | 0 | 0 | 0 | 0 | 0 | 0 | 0 |
| | Lincoln Trail | 0 | 0 | 0 | 0 | 37 | 0 | 0 | 0 | 0 | 0 | 0 |
| | Olney Central | 0 | 0 | 0 | 0 | 0 | 0 | 0 | 0 | 0 | 0 | 0 |
| | Wabash | 0 | 0 | 0 | 0 | 0 | 0 | 0 | 0 | 0 | 0 | 0 |
| 513 | Illinois Valley | 0 | 0 | 0 | 0 | 0 | 0 | 0 | 0 | 0 | 0 | 0 |
| 525 | Joliet | 0 | 0 | 3 | 0 | 0 | 0 | 0 | 0 | 0 | 0 | 0 |
| 520 | Kankakee | 0 | 0 | 0 | 0 | 0 | 0 | 0 | 0 | 0 | 0 | 0 |
| 501 | Kaskaskia | 0 | 0 | 0 | 0 | 21 | 0 | 0 | 0 | 0 | 0 | 0 |
| 523 | Kishwaukee | 0 | 0 | 0 | 0 | 0 | 0 | 0 | 0 | 0 | 0 | 0 |
| 532 | Lake County | 0 | 0 | 0 | 0 | 0 | 0 | 10 | 0 | 2 | 0 | 0 |
| 517 | Lake Land | 0 | 0 | 0 | 0 | 92 | 0 | 0 | 0 | 0 | 0 | 0 |
| 536 | Lewis & Clark | 0 | 0 | 0 | 6 | 0 | 0 | 0 | 0 | 4 | 0 | 0 |
| 526 | Lincoln Land | 2 | 0 | 0 | 0 | 0 | 0 | 0 | 0 | 0 | 0 | 0 |
| 530 | Logan | 0 | 0 | 0 | 0 | 0 | 0 | 0 | 0 | 0 | 0 | 0 |
| 528 | McHenry | 0 | 0 | 0 | 0 | 0 | 0 | 0 | 0 | 0 | 0 | 8 |
| 524 | Moraine Valley | 0 | 0 | 0 | 0 | 0 | 0 | 0 | 0 | 0 | 2 | 0 |
| 527 | Morton | 0 | 0 | 0 | 0 | 0 | 0 | 0 | 0 | 0 | 0 | 0 |
| 535 | Oakton | 0 | 0 | 0 | 0 | 0 | 0 | 0 | 0 | 0 | 0 | 0 |
| 505 | Parkland | 0 | 0 | 0 | 0 | 0 | 0 | 0 | 0 | 0 | 0 | 0 |
| 515 | Prairie State | 0 | 0 | 9 | 0 | 0 | 0 | 0 | 0 | 0 | 0 | 0 |
| 521 | Rend Lake | 0 | 0 | 0 | 0 | 29 | 0 | 0 | 0 | 0 | 0 | 0 |
| 537 | Richland | 0 | 0 | 0 | 0 | 9 | 0 | 0 | 0 | 0 | 0 | 0 |
| 511 | Rock Valley | 0 | 0 | 0 | 0 | 0 | 0 | 0 | 0 | 0 | 0 | 0 |
| 518 | Sandburg | 0 | 0 | 0 | 0 | 31 | 0 | 0 | 0 | 0 | 0 | 0 |
| 506 | Sauk Valley | 0 | 0 | 0 | 0 | 0 | 0 | 0 | 0 | 0 | 0 | 0 |
| 531 | Shawnee | 0 | 0 | 0 | 0 | 0 | 0 | 0 | 0 | 0 | 0 | 0 |
| 510 | South Suburban | 0 | 0 | 0 | 0 | 0 | 14 | 0 | 0 | 0 | 3 | 0 |
| 533 | Southeastern | 0 | 0 | 0 | 0 | 64 | 0 | 0 | 0 | 0 | 0 | 0 |
| 522 | Southwestern* | 0 | 0 | 0 | 0 | 0 | 41 | 0 | 0 | 0 | 0 | 0 |
| 534 | Spoon River | 0 | 0 | 0 | 0 | 0 | 0 | 0 | 0 | 0 | 0 | 0 |
| 504 | Triton | 0 | 0 | 1 | 0 | 0 | 0 | 0 | 1 | 0 | 1 | 0 |
| 516 | Waubonsee | 0 | 0 | 0 | 0 | 0 | 0 | 0 | 0 | 0 | 0 | 0 |
| 539 | Wood | 1 | 0 | 0 | 0 | 0 | 0 | 0 | 0 | 0 | 0 | 0 |
| | TOTALS | 36 | 4 | 51 | 6 | 359 | 158 | 11 | 1 | 121 | 6 | 8 |

*Formerly Belleville Area College

SOURCE OF DATA: Annual Enrollment & Completion Data (A1)

Illinois Community College Board
Table III-9
ANNUAL DUPLICATED COMPLETERS BY ACADEMIC PROGRAM BY COLLEGE
FOR FISCAL YEAR 2001

| Dist. No. | District/College | Biological Tech 12 410101 | Nuclear Power Tech 12 410205 | Chem Tech 12 410301 | Corrections 12 430102 | Criminal Justice Tech 12 430105 | Law Enforcement/Police Sci 12 430107 | Security Srvc (Private) 12 430109 | Criminal Just/Correc 12 430199 | Fire Cntr/Sfty Tech 12 430201 | Fire Officer 12 430202 | Firefighting 12 430203 |
|-----------|------------------|---------------------------|------------------------------|---------------------|-----------------------|---------------------------------|--------------------------------------|-----------------------------------|--------------------------------|-------------------------------|------------------------|------------------------|
| 503 | Black Hawk | 0 | 0 | 0 | 0 | 0 | 2 | 0 | 0 | 0 | 0 | 0 |
| 508 | Chicago | (2) | (0) | (1) | (0) | (0) | (59) | (1) | (0) | (59) | (0) | (0) |
| | Daley | 0 | 0 | 0 | 0 | 0 | 27 | 1 | 0 | 0 | 0 | 0 |
| | Kennedy-King | 0 | 0 | 0 | 0 | 0 | 0 | 0 | 0 | 0 | 0 | 0 |
| | Malcolm X | 0 | 0 | 0 | 0 | 0 | 0 | 0 | 0 | 0 | 0 | 0 |
| | Olive-Harvey | 0 | 0 | 0 | 0 | 0 | 2 | 0 | 0 | 0 | 0 | 0 |
| | Truman | 2 | 0 | 1 | 0 | 0 | 2 | 0 | 0 | 0 | 0 | 0 |
| | Washington | 0 | 0 | 0 | 0 | 0 | 17 | 0 | 0 | 59 | 0 | 0 |
| | Wilbur Wright | 0 | 0 | 0 | 0 | 0 | 11 | 0 | 0 | 0 | 0 | 0 |
| 507 | Danville | 0 | 0 | 0 | 0 | 0 | 5 | 0 | 0 | 0 | 0 | 0 |
| 502 | DuPage | 0 | 0 | 0 | 0 | 2 | 30 | 0 | 0 | 25 | 0 | 0 |
| 509 | Elgin | 0 | 0 | 0 | 1 | 0 | 13 | 0 | 11 | 8 | 0 | 0 |
| 512 | Harper | 0 | 0 | 0 | 0 | 0 | 13 | 0 | 0 | 6 | 0 | 0 |
| 540 | Heartland | 0 | 0 | 0 | 0 | 0 | 0 | 0 | 0 | 0 | 0 | 0 |
| 519 | Highland | 0 | 0 | 0 | 0 | 0 | 0 | 0 | 0 | 0 | 0 | 0 |
| 514 | Illinois Central | 0 | 0 | 0 | 0 | 0 | 27 | 0 | 0 | 22 | 0 | 0 |
| 529 | Illinois Eastern | (0) | (0) | (0) | (0) | (0) | (15) | (0) | (0) | (0) | (0) | (7) |
| | Frontier | 0 | 0 | 0 | 0 | 0 | 0 | 0 | 0 | 0 | 0 | 7 |
| | Lincoln Trail | 0 | 0 | 0 | 0 | 0 | 0 | 0 | 0 | 0 | 0 | 0 |
| | Olney Central | 0 | 0 | 0 | 0 | 0 | 15 | 0 | 0 | 0 | 0 | 0 |
| | Wabash | 0 | 0 | 0 | 0 | 0 | 0 | 0 | 0 | 0 | 0 | 0 |
| 513 | Illinois Valley | 0 | 0 | 0 | 0 | 0 | 7 | 0 | 0 | 0 | 0 | 0 |
| 525 | Joliet | 0 | 2 | 0 | 12 | 0 | 15 | 0 | 0 | 6 | 0 | 0 |
| 520 | Kankakee | 0 | 0 | 0 | 0 | 0 | 18 | 0 | 0 | 0 | 0 | 0 |
| 501 | Kaskaskia | 0 | 0 | 0 | 0 | 0 | 26 | 0 | 0 | 0 | 0 | 0 |
| 523 | Kishwaukee | 0 | 0 | 0 | 0 | 0 | 8 | 0 | 0 | 1 | 0 | 0 |
| 532 | Lake County | 0 | 0 | 3 | 0 | 0 | 14 | 0 | 0 | 6 | 0 | 0 |
| 517 | Lake Land | 0 | 0 | 0 | 1 | 0 | 9 | 0 | 0 | 0 | 0 | 0 |
| 536 | Lewis & Clark | 0 | 0 | 0 | 0 | 0 | 7 | 0 | 0 | 8 | 0 | 0 |
| 526 | Lincoln Land | 0 | 0 | 0 | 0 | 0 | 59 | 0 | 0 | 2 | 0 | 1 |
| 530 | Logan | 0 | 0 | 0 | 0 | 0 | 49 | 0 | 0 | 1 | 0 | 0 |
| 528 | McHenry | 0 | 0 | 0 | 0 | 0 | 2 | 0 | 0 | 0 | 0 | 5 |
| 524 | Moraine Valley | 0 | 0 | 0 | 0 | 0 | 50 | 0 | 0 | 9 | 1 | 0 |
| 527 | Morton | 0 | 0 | 0 | 0 | 0 | 10 | 0 | 0 | 0 | 0 | 0 |
| 535 | Oakton | 0 | 0 | 0 | 0 | 0 | 9 | 0 | 0 | 6 | 0 | 0 |
| 505 | Parkland | 0 | 0 | 0 | 0 | 0 | 10 | 0 | 0 | 8 | 0 | 0 |
| 515 | Prairie State | 0 | 0 | 0 | 0 | 0 | 0 | 0 | 0 | 2 | 0 | 0 |
| 521 | Rend Lake | 0 | 0 | 0 | 0 | 0 | 6 | 0 | 0 | 0 | 0 | 0 |
| 537 | Richland | 0 | 0 | 0 | 0 | 0 | 5 | 0 | 0 | 2 | 0 | 0 |
| 511 | Rock Valley | 0 | 0 | 0 | 0 | 0 | 4 | 0 | 0 | 5 | 4 | 0 |
| 518 | Sandburg | 0 | 0 | 0 | 0 | 0 | 4 | 0 | 0 | 2 | 0 | 0 |
| 506 | Sauk Valley | 0 | 0 | 0 | 0 | 0 | 2 | 0 | 0 | 0 | 0 | 0 |
| 531 | Shawnee | 0 | 0 | 0 | 0 | 0 | 3 | 1 | 0 | 0 | 0 | 0 |
| 510 | South Suburban | 0 | 0 | 0 | 0 | 0 | 14 | 0 | 0 | 17 | 0 | 0 |
| 533 | Southeastern | 0 | 0 | 0 | 4 | 0 | 9 | 0 | 0 | 0 | 0 | 0 |
| 522 | Southwestern* | 0 | 0 | 9 | 0 | 0 | 143 | 0 | 0 | 5 | 0 | 4 |
| 534 | Spoon River | 0 | 0 | 0 | 0 | 0 | 1 | 0 | 0 | 0 | 0 | 0 |
| 504 | Triton | 0 | 0 | 0 | 2 | 0 | 20 | 0 | 0 | 8 | 0 | 0 |
| 516 | Waubonsee | 0 | 0 | 0 | 0 | 0 | 9 | 0 | 0 | 6 | 0 | 2 |
| 539 | Wood | 0 | 0 | 0 | 0 | 0 | 0 | 0 | 0 | 6 | 0 | 0 |
| | TOTALS | 2 | 2 | 13 | 20 | 2 | 677 | 2 | 11 | 220 | 5 | 19 |

*Formerly Belleville Area College

SOURCE OF DATA: Annual Enrollment & Completion Data (A1)

Illinois Community College Board
Table III-9
ANNUAL DUPLICATED COMPLETERS BY ACADEMIC PROGRAM BY COLLEGE
FOR FISCAL YEAR 2001

| Dist. No. | District/College | Social Wrk/Svcs 12 440701 | Carpentry 12 460201 | Electrician 12 460302 | Bldg Prop Maint 12 460401 | Const Cement Mason 12 460402 | Const Inspection 12 460403 | Plumber/Pipefitter 12 460501 | Construction Trades 12 461000 | Elec Equip Instl/Repair, Gen 12 470101 | Comm Electronics 12 470103 | Comp Elec Maint/Repair 12 470104 |
|-----------|------------------|---------------------------|---------------------|-----------------------|---------------------------|------------------------------|----------------------------|------------------------------|-------------------------------|--|----------------------------|----------------------------------|
| 503 | Black Hawk | 0 | 0 | 0 | 0 | 0 | 0 | 13 | 0 | 0 | 0 | |
| 508 | Chicago | (5) | (10) | (0) | (41) | (0) | (0) | (0) | (0) | (0) | (5) | |
| | Daley | 0 | 0 | 0 | 1 | 0 | 0 | 0 | 0 | 0 | 0 | |
| | Kennedy-King | 1 | 10 | 0 | 0 | 0 | 0 | 0 | 0 | 0 | 0 | |
| | Malcolm X | 0 | 0 | 0 | 0 | 0 | 0 | 0 | 0 | 0 | 2 | |
| | Olive-Harvey | 0 | 0 | 0 | 0 | 0 | 0 | 0 | 0 | 0 | 3 | |
| | Truman | 0 | 0 | 0 | 0 | 0 | 0 | 0 | 0 | 0 | 0 | |
| | Washington | 4 | 0 | 0 | 40 | 0 | 0 | 0 | 0 | 0 | 0 | |
| | Wilbur Wright | 0 | 0 | 0 | 0 | 0 | 0 | 0 | 0 | 0 | 0 | |
| 507 | Danville | 0 | 0 | 0 | 0 | 0 | 0 | 0 | 0 | 0 | 0 | |
| 502 | DuPage | 10 | 0 | 0 | 9 | 0 | 0 | 0 | 0 | 0 | 0 | |
| 509 | Elgin | 11 | 0 | 0 | 0 | 0 | 0 | 0 | 0 | 0 | 9 | |
| 512 | Harper | 0 | 0 | 0 | 0 | 0 | 5 | 0 | 13 | 0 | 3 | |
| 540 | Heartland | 0 | 0 | 0 | 0 | 0 | 0 | 0 | 0 | 0 | 0 | |
| 519 | Highland | 0 | 0 | 0 | 0 | 0 | 0 | 0 | 0 | 0 | 3 | |
| 514 | Illinois Central | 0 | 0 | 0 | 0 | 0 | 0 | 53 | 0 | 0 | 0 | |
| 529 | Illinois Eastern | (15) | (0) | (0) | (0) | (0) | (0) | (0) | (0) | (15) | (13) | |
| | Frontier | 1 | 0 | 0 | 0 | 0 | 0 | 0 | 0 | 0 | 4 | |
| | Lincoln Trail | 0 | 0 | 0 | 0 | 0 | 0 | 0 | 0 | 15 | 2 | |
| | Olney Central | 0 | 0 | 0 | 0 | 0 | 0 | 0 | 0 | 0 | 6 | |
| | Wabash | 14 | 0 | 0 | 0 | 0 | 0 | 0 | 0 | 0 | 1 | |
| 513 | Illinois Valley | 0 | 0 | 7 | 0 | 0 | 0 | 0 | 0 | 0 | 0 | |
| 525 | Joliet | 0 | 0 | 1 | 0 | 0 | 0 | 2 | 0 | 0 | 0 | |
| 520 | Kankakee | 0 | 0 | 0 | 0 | 0 | 0 | 0 | 0 | 0 | 0 | |
| 501 | Kaskaskia | 0 | 0 | 0 | 0 | 0 | 0 | 31 | 0 | 0 | 0 | |
| 523 | Kishwaukee | 0 | 0 | 1 | 0 | 0 | 0 | 0 | 0 | 0 | 0 | |
| 532 | Lake County | 2 | 0 | 0 | 0 | 0 | 0 | 1 | 0 | 0 | 31 | |
| 517 | Lake Land | 24 | 0 | 0 | 21 | 0 | 0 | 81 | 0 | 1 | 0 | |
| 536 | Lewis & Clark | 0 | 0 | 0 | 0 | 0 | 0 | 0 | 0 | 0 | 2 | |
| 526 | Lincoln Land | 0 | 0 | 0 | 0 | 0 | 0 | 2 | 0 | 0 | 0 | |
| 530 | Logan | 0 | 17 | 0 | 0 | 0 | 0 | 0 | 0 | 0 | 0 | |
| 528 | McHenry | 0 | 0 | 0 | 0 | 0 | 0 | 0 | 0 | 0 | 0 | |
| 524 | Moraine Valley | 0 | 0 | 0 | 0 | 0 | 0 | 0 | 0 | 0 | 0 | |
| 527 | Morton | 0 | 0 | 0 | 0 | 0 | 0 | 0 | 0 | 0 | 4 | |
| 535 | Oakton | 2 | 0 | 0 | 2 | 0 | 0 | 0 | 0 | 0 | 0 | |
| 505 | Parkland | 7 | 0 | 0 | 0 | 0 | 0 | 16 | 0 | 0 | 0 | |
| 515 | Prairie State | 0 | 0 | 18 | 0 | 0 | 0 | 0 | 0 | 0 | 2 | |
| 521 | Rend Lake | 0 | 0 | 0 | 0 | 0 | 0 | 32 | 0 | 0 | 0 | |
| 537 | Richland | 0 | 0 | 2 | 0 | 0 | 0 | 0 | 0 | 0 | 0 | |
| 511 | Rock Valley | 9 | 0 | 21 | 0 | 0 | 0 | 3 | 0 | 0 | 17 | |
| 518 | Sandburg | 1 | 0 | 0 | 0 | 0 | 0 | 0 | 0 | 0 | 0 | |
| 506 | Sauk Valley | 2 | 0 | 0 | 3 | 0 | 0 | 0 | 0 | 24 | 4 | |
| 531 | Shawnee | 2 | 0 | 0 | 0 | 0 | 0 | 0 | 0 | 0 | 0 | |
| 510 | South Suburban | 7 | 0 | 0 | 0 | 0 | 4 | 14 | 0 | 0 | 0 | |
| 533 | Southeastern | 0 | 0 | 0 | 0 | 0 | 0 | 57 | 0 | 0 | 14 | |
| 522 | Southwestern* | 0 | 50 | 29 | 0 | 9 | 0 | 6 | 0 | 5 | 11 | |
| 534 | Spoon River | 0 | 0 | 0 | 0 | 0 | 0 | 0 | 0 | 0 | 0 | |
| 504 | Triton | 0 | 0 | 1 | 0 | 0 | 0 | 7 | 0 | 0 | 9 | |
| 516 | Waubonsee | 4 | 0 | 0 | 0 | 0 | 0 | 0 | 0 | 0 | 0 | |
| 539 | Wood | 0 | 0 | 0 | 0 | 0 | 0 | 0 | 0 | 0 | 0 | |
| | TOTALS | 101 | 77 | 82 | 76 | 9 | 9 | 2 | 318 | 13 | 45 | 127 |

*Formerly Belleville Area College

SOURCE OF DATA: Annual Enrollment & Completion Data (A1)

Illinois Community College Board
Table III-9
ANNUAL DUPLICATED COMPLETERS BY ACADEMIC PROGRAM BY COLLEGE
FOR FISCAL YEAR 2001

| Dist. No. | District/College | Ind Electronics 12 470105 | Major Appl Repair 12 470106 | Htg/AC/Refig Mech 12 470201 | Heavy Equip Maint/Repair 12 470302 | Ind Mach Maint/Rpr 12 470303 | Stat Energy Install/Op 12 470501 | Auto Body Repair 12 470603 | Auto Mech 12 470604 | Diesel Engine/Truck Mech 12 470605 | Sm Engine Mech/Repair 12 470606 | Aviation System Maint Tech 12 470609 |
|-----------|------------------|---------------------------|-----------------------------|-----------------------------|------------------------------------|------------------------------|----------------------------------|----------------------------|---------------------|------------------------------------|---------------------------------|--------------------------------------|
| 503 | Black Hawk | 0 | 0 | 1 | 0 | 0 | 0 | 1 | 16 | 1 | 0 | 0 |
| 508 | Chicago | (0) | (12) | (12) | (0) | (11) | (0) | (0) | (56) | (0) | (0) | (1) |
| | Daley | 0 | 0 | 0 | 0 | 1 | 0 | 0 | 0 | 0 | 0 | 1 |
| | Kennedy-King | 0 | 0 | 12 | 0 | 0 | 0 | 0 | 27 | 0 | 0 | 0 |
| | Malcolm X | 0 | 0 | 0 | 0 | 0 | 0 | 0 | 0 | 0 | 0 | 0 |
| | Olive-Harvey | 0 | 0 | 0 | 0 | 0 | 0 | 0 | 0 | 0 | 0 | 0 |
| | Truman | 0 | 12 | 0 | 0 | 0 | 0 | 0 | 29 | 0 | 0 | 0 |
| | Washington | 0 | 0 | 0 | 0 | 0 | 0 | 0 | 0 | 0 | 0 | 0 |
| | Wilbur Wright | 0 | 0 | 0 | 0 | 10 | 0 | 0 | 0 | 0 | 0 | 0 |
| 507 | Danville | 14 | 0 | 0 | 0 | 2 | 0 | 0 | 3 | 0 | 0 | 0 |
| 502 | DuPage | 6 | 0 | 17 | 0 | 0 | 0 | 0 | 26 | 0 | 0 | 0 |
| 509 | Elgin | 0 | 0 | 2 | 0 | 0 | 0 | 0 | 31 | 0 | 0 | 0 |
| 512 | Harper | 5 | 0 | 17 | 0 | 0 | 0 | 0 | 0 | 0 | 0 | 0 |
| 540 | Heartland | 0 | 0 | 0 | 0 | 0 | 0 | 0 | 0 | 0 | 0 | 0 |
| 519 | Highland | 0 | 0 | 0 | 0 | 0 | 0 | 0 | 12 | 0 | 0 | 0 |
| 514 | Illinois Central | 1 | 0 | 9 | 0 | 1 | 0 | 0 | 23 | 19 | 0 | 0 |
| 529 | Illinois Eastern | (0) | (0) | (7) | (0) | (29) | (0) | (2) | (6) | (15) | (0) | (0) |
| | Frontier | 0 | 0 | 0 | 0 | 0 | 0 | 0 | 0 | 0 | 0 | 0 |
| | Lincoln Trail | 0 | 0 | 7 | 0 | 1 | 0 | 0 | 0 | 0 | 0 | 0 |
| | Olney Central | 0 | 0 | 0 | 0 | 28 | 0 | 2 | 6 | 0 | 0 | 0 |
| | Wabash | 0 | 0 | 0 | 0 | 0 | 0 | 0 | 0 | 15 | 0 | 0 |
| 513 | Illinois Valley | 0 | 0 | 0 | 0 | 3 | 0 | 0 | 12 | 0 | 11 | 0 |
| 525 | Joliet | 29 | 0 | 3 | 5 | 0 | 0 | 0 | 17 | 0 | 0 | 0 |
| 520 | Kankakee | 7 | 0 | 3 | 0 | 3 | 0 | 0 | 1 | 0 | 0 | 0 |
| 501 | Kaskaskia | 0 | 0 | 0 | 0 | 9 | 0 | 8 | 4 | 0 | 0 | 0 |
| 523 | Kishwaukee | 0 | 0 | 0 | 0 | 0 | 0 | 3 | 9 | 0 | 0 | 0 |
| 532 | Lake County | 0 | 0 | 23 | 0 | 7 | 0 | 0 | 37 | 0 | 0 | 0 |
| 517 | Lake Land | 0 | 0 | 13 | 0 | 0 | 0 | 9 | 69 | 0 | 1 | 0 |
| 536 | Lewis & Clark | 3 | 0 | 0 | 0 | 0 | 0 | 0 | 6 | 0 | 0 | 0 |
| 526 | Lincoln Land | 10 | 0 | 13 | 0 | 0 | 0 | 6 | 3 | 0 | 0 | 2 |
| 530 | Logan | 0 | 0 | 18 | 0 | 5 | 0 | 22 | 16 | 0 | 0 | 0 |
| 528 | McHenry | 0 | 0 | 0 | 0 | 0 | 0 | 0 | 1 | 0 | 0 | 0 |
| 524 | Moraine Valley | 0 | 0 | 7 | 0 | 2 | 0 | 0 | 5 | 0 | 0 | 0 |
| 527 | Morton | 0 | 0 | 3 | 0 | 0 | 0 | 0 | 2 | 0 | 0 | 0 |
| 535 | Oakton | 0 | 0 | 11 | 0 | 0 | 0 | 0 | 9 | 0 | 0 | 0 |
| 505 | Parkland | 5 | 0 | 0 | 0 | 0 | 0 | 1 | 17 | 0 | 0 | 0 |
| 515 | Prairie State | 0 | 0 | 16 | 0 | 5 | 0 | 0 | 7 | 0 | 0 | 0 |
| 521 | Rend Lake | 0 | 0 | 4 | 0 | 8 | 0 | 1 | 25 | 0 | 0 | 0 |
| 537 | Richland | 17 | 0 | 0 | 0 | 3 | 0 | 0 | 2 | 0 | 0 | 0 |
| 511 | Rock Valley | 0 | 0 | 0 | 0 | 0 | 0 | 0 | 12 | 0 | 0 | 32 |
| 518 | Sandburg | 0 | 0 | 0 | 0 | 0 | 0 | 3 | 2 | 6 | 0 | 0 |
| 506 | Sauk Valley | 9 | 0 | 14 | 0 | 0 | 0 | 0 | 0 | 0 | 0 | 0 |
| 531 | Shawnee | 0 | 0 | 0 | 0 | 0 | 0 | 0 | 2 | 0 | 0 | 0 |
| 510 | South Suburban | 0 | 0 | 0 | 0 | 0 | 0 | 0 | 0 | 0 | 0 | 0 |
| 533 | Southeastern | 0 | 0 | 12 | 0 | 3 | 0 | 11 | 48 | 19 | 0 | 0 |
| 522 | Southwestern* | 9 | 2 | 30 | 0 | 0 | 1 | 0 | 0 | 0 | 0 | 4 |
| 534 | Spoon River | 0 | 0 | 0 | 0 | 0 | 0 | 0 | 3 | 0 | 0 | 0 |
| 504 | Triton | 0 | 0 | 26 | 0 | 0 | 13 | 0 | 45 | 0 | 0 | 0 |
| 516 | Waubonsee | 0 | 0 | 21 | 0 | 2 | 0 | 29 | 28 | 0 | 0 | 0 |
| 539 | Wood | 0 | 0 | 0 | 0 | 0 | 0 | 0 | 0 | 0 | 0 | 0 |
| | TOTALS | 115 | 14 | 282 | 5 | 93 | 14 | 96 | 555 | 60 | 12 | 39 |

*Formerly Belleville Area College

SOURCE OF DATA: Annual Enrollment & Completion Data (A1)

Illinois Community College Board
Table III-9
ANNUAL DUPLICATED COMPLETERS BY ACADEMIC PROGRAM BY COLLEGE
FOR FISCAL YEAR 2001

| Dist. No. | District/College | Architectural Drafting 12 480102 | Mechanical Drafting 12 480105 | Comm Art/Graphic Design 12 480203 | Typesetting/Make-Up/Comp 12 480205 | Lith/Photo/Platemkg 12 480206 | Print Press Op 12 480208 | Desktop Pub Equip 12 480212 | Machinist Tech 12 480501 | Mach Tool Op/Shop 12 480503 | Sheet Metal 12 480506 | Tool/Die Making 12 480507 |
|-----------|------------------|----------------------------------|-------------------------------|-----------------------------------|------------------------------------|-------------------------------|--------------------------|-----------------------------|--------------------------|-----------------------------|-----------------------|---------------------------|
| 503 | Black Hawk | 0 | 0 | 0 | 0 | 0 | 0 | 0 | 0 | 4 | 0 | 0 |
| 508 | Chicago | (2) | (14) | (0) | (3) | (25) | (0) | (0) | (0) | (20) | (0) | (0) |
| | Daley | 0 | 0 | 0 | 0 | 0 | 0 | 0 | 0 | 18 | 0 | 0 |
| | Kennedy-King | 0 | 2 | 0 | 3 | 25 | 0 | 0 | 0 | 2 | 0 | 0 |
| | Malcolm X | 0 | 0 | 0 | 0 | 0 | 0 | 0 | 0 | 0 | 0 | 0 |
| | Olive-Harvey | 0 | 0 | 0 | 0 | 0 | 0 | 0 | 0 | 0 | 0 | 0 |
| | Truman | 0 | 6 | 0 | 0 | 0 | 0 | 0 | 0 | 0 | 0 | 0 |
| | Washington | 1 | 0 | 0 | 0 | 0 | 0 | 0 | 0 | 0 | 0 | 0 |
| | Wilbur Wright | 1 | 6 | 0 | 0 | 0 | 0 | 0 | 0 | 0 | 0 | 0 |
| 507 | Danville | 0 | 0 | 0 | 0 | 0 | 0 | 0 | 0 | 1 | 0 | 0 |
| 502 | DuPage | 4 | 0 | 0 | 6 | 2 | 4 | 45 | 0 | 0 | 0 | 9 |
| 509 | Elgin | 0 | 0 | 11 | 0 | 0 | 0 | 4 | 0 | 2 | 0 | 4 |
| 512 | Harper | 19 | 2 | 0 | 0 | 0 | 0 | 0 | 0 | 1 | 0 | 0 |
| 540 | Heartland | 0 | 0 | 0 | 0 | 0 | 0 | 0 | 0 | 0 | 0 | 0 |
| 519 | Highland | 0 | 0 | 0 | 0 | 0 | 0 | 0 | 0 | 0 | 0 | 0 |
| 514 | Illinois Central | 1 | 0 | 0 | 0 | 9 | 0 | 2 | 0 | 1 | 0 | 0 |
| 529 | Illinois Eastern | (2) | (0) | (0) | (0) | (0) | (0) | (0) | (0) | (8) | (7) | (0) |
| | Frontier | 0 | 0 | 0 | 0 | 0 | 0 | 0 | 0 | 0 | 0 | 0 |
| | Lincoln Trail | 2 | 0 | 0 | 0 | 0 | 0 | 0 | 0 | 0 | 7 | 0 |
| | Olney Central | 0 | 0 | 0 | 0 | 0 | 0 | 0 | 0 | 0 | 0 | 0 |
| | Wabash | 0 | 0 | 0 | 0 | 0 | 0 | 0 | 0 | 8 | 0 | 0 |
| 513 | Illinois Valley | 0 | 0 | 0 | 0 | 0 | 0 | 1 | 0 | 2 | 0 | 0 |
| 525 | Joliet | 0 | 0 | 0 | 0 | 0 | 0 | 2 | 0 | 0 | 0 | 0 |
| 520 | Kankakee | 0 | 0 | 0 | 0 | 0 | 0 | 0 | 0 | 0 | 0 | 1 |
| 501 | Kaskaskia | 10 | 10 | 0 | 0 | 0 | 0 | 0 | 0 | 0 | 0 | 0 |
| 523 | Kishwaukee | 0 | 0 | 0 | 0 | 0 | 0 | 0 | 0 | 4 | 0 | 1 |
| 532 | Lake County | 3 | 3 | 0 | 0 | 0 | 0 | 2 | 0 | 1 | 0 | 0 |
| 517 | Lake Land | 9 | 1 | 0 | 0 | 0 | 0 | 7 | 0 | 0 | 0 | 0 |
| 536 | Lewis & Clark | 0 | 0 | 0 | 0 | 0 | 0 | 1 | 0 | 6 | 0 | 0 |
| 526 | Lincoln Land | 4 | 0 | 0 | 0 | 0 | 0 | 0 | 0 | 0 | 0 | 0 |
| 530 | Logan | 0 | 0 | 0 | 0 | 0 | 0 | 0 | 0 | 8 | 0 | 4 |
| 528 | McHenry | 0 | 0 | 0 | 0 | 0 | 0 | 0 | 0 | 5 | 0 | 0 |
| 524 | Moraine Valley | 0 | 12 | 0 | 0 | 0 | 0 | 4 | 0 | 4 | 0 | 0 |
| 527 | Morton | 0 | 4 | 0 | 0 | 0 | 0 | 0 | 0 | 0 | 0 | 0 |
| 535 | Oakton | 5 | 0 | 0 | 0 | 0 | 0 | 12 | 0 | 5 | 0 | 0 |
| 505 | Parkland | 0 | 5 | 0 | 0 | 0 | 0 | 9 | 0 | 2 | 0 | 0 |
| 515 | Prairie State | 0 | 1 | 0 | 0 | 0 | 0 | 0 | 0 | 5 | 0 | 1 |
| 521 | Rend Lake | 10 | 0 | 0 | 0 | 0 | 0 | 0 | 0 | 0 | 0 | 0 |
| 537 | Richland | 0 | 5 | 0 | 0 | 0 | 0 | 0 | 0 | 10 | 0 | 0 |
| 511 | Rock Valley | 0 | 0 | 0 | 0 | 0 | 0 | 0 | 10 | 0 | 4 | 27 |
| 518 | Sandburg | 0 | 0 | 0 | 0 | 0 | 0 | 2 | 0 | 2 | 0 | 0 |
| 506 | Sauk Valley | 0 | 2 | 0 | 0 | 0 | 0 | 0 | 0 | 1 | 0 | 0 |
| 531 | Shawnee | 0 | 0 | 0 | 0 | 0 | 0 | 0 | 0 | 0 | 0 | 0 |
| 510 | South Suburban | 8 | 0 | 0 | 0 | 17 | 0 | 2 | 0 | 4 | 0 | 0 |
| 533 | Southeastern | 0 | 0 | 0 | 0 | 0 | 0 | 0 | 0 | 0 | 0 | 0 |
| 522 | Southwestern* | 0 | 4 | 0 | 0 | 0 | 0 | 6 | 19 | 24 | 9 | 0 |
| 534 | Spoon River | 0 | 0 | 0 | 0 | 0 | 0 | 1 | 0 | 0 | 0 | 0 |
| 504 | Triton | 8 | 4 | 0 | 0 | 16 | 0 | 3 | 0 | 1 | 0 | 1 |
| 516 | Waubonsee | 0 | 0 | 0 | 0 | 0 | 0 | 0 | 0 | 12 | 0 | 0 |
| 539 | Wood | 0 | 0 | 0 | 0 | 0 | 0 | 0 | 1 | 0 | 0 | 0 |
| | TOTALS | 85 | 67 | 11 | 9 | 69 | 4 | 103 | 30 | 133 | 20 | 48 |

*Formerly Belleville Area College

SOURCE OF DATA: Annual Enrollment & Completion Data (A1)

Illinois Community College Board
Table III-9
ANNUAL DUPLICATED COMPLETERS BY ACADEMIC PROGRAM BY COLLEGE
FOR FISCAL YEAR 2001

| Dist. No. | District/College | Welding/Brazing/Soldering 12.480508 | Numerical Control 12.480520 | Comm Vehicle Op 12.490205 | Design/Visual Comm 12.500401 | Comm Photo 12.500406 | Theatre Design/Stagecraft 12.500502 | Speech/Lang Pathgry 12.510203 | Sign Lang Interp 12.510205 | Dental Assistant 12.510601 | Dental Hygienist 12.510602 | Dental Lab Asst 12.510603 |
|-----------|------------------|-------------------------------------|-----------------------------|---------------------------|------------------------------|----------------------|-------------------------------------|-------------------------------|----------------------------|----------------------------|----------------------------|---------------------------|
| 503 | Black Hawk | 2 | 0 | 0 | 1 | 0 | 0 | 0 | 0 | 4 | 0 | 0 |
| 508 | Chicago | (1) | (0) | (1,619) | (1) | (0) | (1) | (0) | (0) | (10) | (21) | (0) |
| | Daley | 0 | 0 | 0 | 0 | 0 | 0 | 0 | 0 | 0 | 0 | 0 |
| | Kennedy-King | 1 | 0 | 0 | 0 | 0 | 1 | 0 | 0 | 0 | 21 | 0 |
| | Malcolm X | 0 | 0 | 0 | 0 | 0 | 0 | 0 | 0 | 0 | 0 | 0 |
| | Olive-Harvey | 0 | 0 | 39 | 0 | 0 | 0 | 0 | 0 | 0 | 0 | 0 |
| | Truman | 0 | 0 | 0 | 0 | 0 | 0 | 0 | 0 | 0 | 0 | 0 |
| | Washington | 0 | 0 | 1,580 | 1 | 0 | 0 | 0 | 0 | 0 | 0 | 0 |
| | Wilbur Wright | 0 | 0 | 0 | 0 | 0 | 0 | 0 | 0 | 10 | 0 | 0 |
| 507 | Danville | 2 | 0 | 0 | 0 | 0 | 0 | 0 | 0 | 0 | 0 | 0 |
| 502 | DuPage | 0 | 0 | 0 | 38 | 18 | 0 | 0 | 0 | 0 | 0 | 0 |
| 509 | Elgin | 3 | 0 | 47 | 31 | 0 | 0 | 0 | 0 | 9 | 0 | 0 |
| 512 | Harper | 0 | 0 | 0 | 0 | 0 | 0 | 0 | 11 | 0 | 30 | 0 |
| 540 | Heartland | 0 | 0 | 0 | 0 | 0 | 0 | 0 | 0 | 0 | 0 | 0 |
| 519 | Highland | 0 | 0 | 0 | 5 | 0 | 0 | 0 | 0 | 0 | 0 | 0 |
| 514 | Illinois Central | 6 | 0 | 0 | 28 | 0 | 0 | 0 | 9 | 1 | 20 | 0 |
| 529 | Illinois Eastern | (9) | (0) | (0) | (0) | (0) | (0) | (0) | (0) | (0) | (0) | (0) |
| | Frontier | 0 | 0 | 0 | 0 | 0 | 0 | 0 | 0 | 0 | 0 | 0 |
| | Lincoln Trail | 0 | 0 | 0 | 0 | 0 | 0 | 0 | 0 | 0 | 0 | 0 |
| | Olney Central | 8 | 0 | 0 | 0 | 0 | 0 | 0 | 0 | 0 | 0 | 0 |
| | Wabash | 1 | 0 | 0 | 0 | 0 | 0 | 0 | 0 | 0 | 0 | 0 |
| 513 | Illinois Valley | 0 | 0 | 94 | 0 | 0 | 0 | 0 | 0 | 5 | 0 | 0 |
| 525 | Joliet | 0 | 0 | 0 | 0 | 0 | 0 | 0 | 0 | 0 | 0 | 0 |
| 520 | Kankakee | 5 | 0 | 0 | 0 | 0 | 0 | 0 | 0 | 0 | 0 | 0 |
| 501 | Kaskaskia | 1 | 0 | 87 | 0 | 0 | 0 | 0 | 0 | 13 | 0 | 0 |
| 523 | Kishwaukee | 2 | 0 | 0 | 0 | 0 | 0 | 0 | 0 | 0 | 0 | 0 |
| 532 | Lake County | 6 | 0 | 0 | 0 | 0 | 0 | 0 | 0 | 0 | 0 | 0 |
| 517 | Lake Land | 19 | 0 | 0 | 0 | 0 | 0 | 3 | 0 | 0 | 20 | 0 |
| 536 | Lewis & Clark | 0 | 0 | 67 | 0 | 0 | 0 | 0 | 0 | 15 | 20 | 0 |
| 526 | Lincoln Land | 14 | 0 | 108 | 0 | 0 | 0 | 0 | 0 | 0 | 0 | 0 |
| 530 | Logan | 0 | 0 | 0 | 0 | 0 | 0 | 0 | 9 | 16 | 0 | 0 |
| 528 | McHenry | 0 | 0 | 0 | 0 | 0 | 0 | 0 | 0 | 0 | 0 | 0 |
| 524 | Moraine Valley | 8 | 0 | 0 | 5 | 0 | 0 | 0 | 0 | 0 | 0 | 0 |
| 527 | Morton | 0 | 0 | 0 | 0 | 0 | 0 | 0 | 0 | 0 | 0 | 0 |
| 535 | Oakton | 0 | 0 | 0 | 5 | 0 | 0 | 0 | 0 | 0 | 0 | 0 |
| 505 | Parkland | 0 | 0 | 0 | 0 | 0 | 0 | 0 | 0 | 7 | 28 | 0 |
| 515 | Prairie State | 0 | 0 | 0 | 10 | 4 | 0 | 0 | 0 | 0 | 31 | 0 |
| 521 | Rend Lake | 5 | 0 | 0 | 0 | 0 | 0 | 0 | 0 | 0 | 0 | 0 |
| 537 | Richland | 0 | 0 | 0 | 4 | 0 | 0 | 0 | 0 | 0 | 0 | 0 |
| 511 | Rock Valley | 0 | 0 | 0 | 0 | 0 | 0 | 0 | 0 | 0 | 0 | 0 |
| 518 | Sandburg | 1 | 1 | 0 | 0 | 0 | 0 | 0 | 0 | 0 | 0 | 0 |
| 506 | Sauk Valley | 0 | 0 | 14 | 0 | 0 | 0 | 0 | 0 | 0 | 0 | 0 |
| 531 | Shawnee | 0 | 0 | 0 | 0 | 0 | 0 | 0 | 0 | 0 | 0 | 0 |
| 510 | South Suburban | 0 | 0 | 0 | 1 | 0 | 0 | 0 | 0 | 0 | 0 | 0 |
| 533 | Southeastern | 3 | 0 | 0 | 0 | 0 | 0 | 0 | 0 | 0 | 0 | 0 |
| 522 | Southwestern* | 89 | 0 | 0 | 0 | 0 | 0 | 0 | 4 | 0 | 0 | 0 |
| 534 | Spoon River | 0 | 0 | 22 | 0 | 0 | 0 | 0 | 0 | 0 | 0 | 0 |
| 504 | Triton | 6 | 0 | 0 | 13 | 0 | 0 | 0 | 0 | 0 | 0 | 15 |
| 516 | Waubonsee | 0 | 0 | 0 | 3 | 0 | 0 | 0 | 39 | 0 | 0 | 0 |
| 539 | Wood | 0 | 0 | 48 | 0 | 0 | 0 | 0 | 0 | 0 | 0 | 0 |
| | TOTALS | 182 | 1 | 2,106 | 145 | 22 | 1 | 3 | 72 | 80 | 170 | 15 |

*Formerly Belleville Area College

SOURCE OF DATA: Annual Enrollment & Completion Data (A1)

Illinois Community College Board
Table III-9
ANNUAL DUPLICATED COMPLETERS BY ACADEMIC PROGRAM BY COLLEGE
FOR FISCAL YEAR 2001

| Dist. No. | District/College | Hosp/Hlth Fac Admin 12 510702 | Hlth Unit Coord/Ward Clnk 12 510703 | Med Ofc Mgmt 12 510705 | Med Records Tech 12 510707 | Med Transcription 12 510708 | Medical Assistant 12 510801 | Occ Therapy Asst 12 510803 | Pharmacy Tech/Asst 12 510805 | Phys Therapy Asst 12 510806 | Physician Asst 12 510807 | Ver Asst/Animal Hlth Tech 12 510808 |
|-----------|------------------|-------------------------------|-------------------------------------|------------------------|----------------------------|-----------------------------|-----------------------------|----------------------------|------------------------------|-----------------------------|--------------------------|-------------------------------------|
| 503 | Black Hawk | 0 | 0 | 0 | 0 | 7 | 0 | 16 | 0 | 21 | 0 | 0 |
| 508 | Chicago | (0) | (0) | (0) | (5) | (6) | (1) | (14) | (32) | (0) | (21) | (0) |
| | Daley | 0 | 0 | 0 | 5 | 0 | 0 | 0 | 8 | 0 | 0 | 0 |
| | Kennedy-King | 0 | 0 | 0 | 0 | 2 | 0 | 0 | 1 | 0 | 0 | 0 |
| | Malcolm X | 0 | 0 | 0 | 0 | 0 | 1 | 0 | 7 | 0 | 21 | 0 |
| | Olive-Harvey | 0 | 0 | 0 | 0 | 0 | 0 | 0 | 16 | 0 | 0 | 0 |
| | Truman | 0 | 0 | 0 | 0 | 0 | 0 | 0 | 0 | 0 | 0 | 0 |
| | Washington | 0 | 0 | 0 | 0 | 0 | 0 | 0 | 0 | 0 | 0 | 0 |
| | Wilbur Wright | 0 | 0 | 0 | 0 | 4 | 0 | 14 | 0 | 0 | 0 | 0 |
| 507 | Danville | 0 | 0 | 0 | 0 | 0 | 0 | 0 | 0 | 0 | 0 | 0 |
| 502 | DuPage | 1 | 0 | 0 | 10 | 115 | 0 | 14 | 0 | 18 | 0 | 0 |
| 509 | Elgin | 0 | 0 | 0 | 0 | 3 | 0 | 0 | 0 | 15 | 0 | 0 |
| 512 | Harper | 0 | 0 | 0 | 0 | 6 | 11 | 0 | 5 | 0 | 0 | 0 |
| 540 | Heartland | 0 | 0 | 0 | 0 | 0 | 0 | 0 | 0 | 0 | 0 | 0 |
| 519 | Highland | 0 | 0 | 0 | 0 | 2 | 0 | 0 | 0 | 0 | 0 | 0 |
| 514 | Illinois Central | 0 | 0 | 0 | 1 | 7 | 0 | 9 | 2 | 17 | 0 | 0 |
| 529 | Illinois Eastern | (0) | (0) | (0) | (0) | (6) | (0) | (0) | (0) | (0) | (0) | (0) |
| | Frontier | 0 | 0 | 0 | 0 | 0 | 0 | 0 | 0 | 0 | 0 | 0 |
| | Lincoln Trail | 0 | 0 | 0 | 0 | 0 | 0 | 0 | 0 | 0 | 0 | 0 |
| | Olney Central | 0 | 0 | 0 | 0 | 6 | 0 | 0 | 0 | 0 | 0 | 0 |
| | Wabash | 0 | 0 | 0 | 0 | 0 | 0 | 0 | 0 | 0 | 0 | 0 |
| 513 | Illinois Valley | 0 | 0 | 0 | 0 | 0 | 0 | 0 | 0 | 0 | 0 | 0 |
| 525 | Joliet | 0 | 0 | 0 | 0 | 0 | 0 | 0 | 0 | 0 | 0 | 26 |
| 520 | Kankakee | 0 | 0 | 0 | 0 | 0 | 0 | 0 | 0 | 9 | 0 | 0 |
| 501 | Kaskaskia | 0 | 0 | 0 | 0 | 0 | 0 | 0 | 0 | 12 | 0 | 0 |
| 523 | Kishwaukee | 0 | 0 | 0 | 0 | 8 | 0 | 0 | 0 | 0 | 0 | 0 |
| 532 | Lake County | 0 | 0 | 15 | 7 | 1 | 0 | 0 | 0 | 0 | 0 | 0 |
| 517 | Lake Land | 0 | 0 | 0 | 0 | 0 | 0 | 0 | 0 | 16 | 0 | 0 |
| 536 | Lewis & Clark | 0 | 0 | 0 | 0 | 0 | 0 | 11 | 0 | 0 | 0 | 0 |
| 526 | Lincoln Land | 0 | 0 | 0 | 0 | 8 | 0 | 8 | 0 | 14 | 0 | 0 |
| 530 | Logan | 0 | 0 | 0 | 3 | 8 | 0 | 3 | 0 | 0 | 0 | 0 |
| 528 | McHenry | 0 | 0 | 0 | 0 | 3 | 0 | 0 | 0 | 0 | 0 | 0 |
| 524 | Moraine Valley | 0 | 0 | 0 | 18 | 0 | 0 | 0 | 0 | 0 | 0 | 0 |
| 527 | Morton | 0 | 0 | 0 | 0 | 0 | 0 | 0 | 0 | 9 | 0 | 0 |
| 535 | Oakton | 0 | 0 | 0 | 36 | 1 | 0 | 0 | 0 | 18 | 0 | 0 |
| 505 | Parkland | 0 | 0 | 0 | 0 | 5 | 0 | 12 | 0 | 0 | 0 | 27 |
| 515 | Prairie State | 0 | 0 | 0 | 0 | 0 | 0 | 0 | 0 | 0 | 0 | 0 |
| 521 | Rend Lake | 0 | 0 | 0 | 2 | 0 | 0 | 3 | 0 | 0 | 0 | 0 |
| 537 | Richland | 0 | 0 | 0 | 0 | 0 | 0 | 0 | 0 | 0 | 0 | 0 |
| 511 | Rock Valley | 0 | 0 | 0 | 0 | 1 | 0 | 0 | 0 | 0 | 0 | 0 |
| 518 | Sandburg | 0 | 0 | 0 | 0 | 0 | 0 | 0 | 0 | 0 | 0 | 0 |
| 506 | Sauk Valley | 0 | 0 | 0 | 0 | 0 | 0 | 0 | 0 | 0 | 0 | 0 |
| 531 | Shawnee | 0 | 0 | 0 | 1 | 0 | 0 | 4 | 0 | 0 | 0 | 0 |
| 510 | South Suburban | 0 | 0 | 0 | 0 | 6 | 8 | 22 | 7 | 0 | 0 | 0 |
| 533 | Southeastern | 0 | 0 | 0 | 2 | 0 | 0 | 4 | 0 | 0 | 0 | 0 |
| 522 | Southwestern* | 0 | 5 | 0 | 8 | 0 | 35 | 0 | 0 | 16 | 0 | 0 |
| 534 | Spoon River | 0 | 0 | 0 | 0 | 0 | 0 | 0 | 0 | 0 | 0 | 0 |
| 504 | Triton | 0 | 0 | 0 | 0 | 0 | 0 | 0 | 0 | 0 | 0 | 0 |
| 516 | Waubonsee | 0 | 0 | 0 | 0 | 4 | 0 | 0 | 0 | 0 | 0 | 0 |
| 539 | Wood | 0 | 0 | 0 | 0 | 1 | 0 | 0 | 0 | 0 | 0 | 0 |
| | TOTALS | 1 | 5 | 15 | 93 | 198 | 55 | 120 | 46 | 165 | 21 | 53 |

*Formerly Belleville Area College

SOURCE OF DATA: Annual Enrollment & Completion Data (A1)

Illinois Community College Board
Table III-9
ANNUAL DUPLICATED COMPLETERS BY ACADEMIC PROGRAM BY COLLEGE
FOR FISCAL YEAR 2001

| Dist. No. | District/College | Cardiovascular Tech 12 510901 | Emerg Med Tech 12 510904 | Nuclear Med Tech 12 510905 | Med Radiologic Tech 12 510907 | Resp Therapy Tech 12 510908 | Surg/Op Room Tech 12 510909 | Diag Med Sonog 12 510910 | Renal Dialysis Tech 12 510911 | Comp Tomography 12 510913 | MRI 12 510914 | Med Lab Tech 12 511004 |
|-----------|------------------|-------------------------------|--------------------------|----------------------------|-------------------------------|-----------------------------|-----------------------------|--------------------------|-------------------------------|---------------------------|---------------|------------------------|
| 503 | Black Hawk | 0 | 0 | 0 | 1 | 0 | 0 | 0 | 0 | 0 | 0 | 0 |
| 508 | Chicago | (0) | (206) | (0) | (21) | (26) | (8) | (0) | (7) | (0) | (0) | (40) |
| | Daley | 0 | 0 | 0 | 0 | 0 | 0 | 0 | 0 | 0 | 0 | 1 |
| | Kennedy-King | 0 | 0 | 0 | 0 | 0 | 0 | 0 | 0 | 0 | 0 | 0 |
| | Malcolm X | 0 | 120 | 0 | 3 | 0 | 8 | 0 | 7 | 0 | 0 | 9 |
| | Olive-Harvey | 0 | 0 | 0 | 0 | 26 | 0 | 0 | 0 | 0 | 0 | 18 |
| | Truman | 0 | 0 | 0 | 0 | 0 | 0 | 0 | 0 | 0 | 0 | 0 |
| | Washington | 0 | 0 | 0 | 0 | 0 | 0 | 0 | 0 | 0 | 0 | 0 |
| | Wilbur Wright | 0 | 86 | 0 | 18 | 0 | 0 | 0 | 0 | 0 | 0 | 12 |
| 507 | Danville | 0 | 0 | 0 | 0 | 0 | 0 | 0 | 0 | 0 | 0 | 0 |
| 502 | DuPage | 0 | 128 | 2 | 20 | 8 | 17 | 5 | 0 | 0 | 0 | 0 |
| 509 | Elgin | 0 | 23 | 0 | 0 | 0 | 16 | 0 | 0 | 0 | 0 | 7 |
| 512 | Harper | 10 | 0 | 0 | 0 | 0 | 0 | 0 | 0 | 0 | 0 | 0 |
| 540 | Heartland | 0 | 0 | 0 | 0 | 0 | 0 | 0 | 0 | 0 | 0 | 0 |
| 519 | Highland | 0 | 0 | 0 | 0 | 0 | 0 | 0 | 0 | 0 | 0 | 0 |
| 514 | Illinois Central | 0 | 1 | 0 | 15 | 7 | 13 | 0 | 0 | 0 | 0 | 12 |
| 529 | Illinois Eastern | (0) | (6) | (0) | (11) | (0) | (0) | (0) | (0) | (0) | (0) | (0) |
| | Frontier | 0 | 6 | 0 | 0 | 0 | 0 | 0 | 0 | 0 | 0 | 0 |
| | Lincoln Trail | 0 | 0 | 0 | 0 | 0 | 0 | 0 | 0 | 0 | 0 | 0 |
| | Olney Central | 0 | 0 | 0 | 11 | 0 | 0 | 0 | 0 | 0 | 0 | 0 |
| | Wabash | 0 | 0 | 0 | 0 | 0 | 0 | 0 | 0 | 0 | 0 | 0 |
| 513 | Illinois Valley | 0 | 0 | 0 | 0 | 0 | 0 | 0 | 0 | 0 | 0 | 0 |
| 525 | Joliet | 0 | 0 | 0 | 0 | 0 | 0 | 0 | 0 | 0 | 0 | 0 |
| 520 | Kankakee | 0 | 6 | 0 | 20 | 7 | 0 | 0 | 0 | 0 | 0 | 4 |
| 501 | Kaskaskia | 0 | 0 | 0 | 15 | 7 | 0 | 1 | 0 | 0 | 0 | 0 |
| 523 | Kishwaukee | 0 | 0 | 0 | 12 | 0 | 0 | 0 | 0 | 0 | 0 | 0 |
| 532 | Lake County | 0 | 14 | 0 | 10 | 0 | 0 | 0 | 0 | 0 | 0 | 21 |
| 517 | Lake Land | 0 | 1 | 0 | 0 | 0 | 0 | 0 | 0 | 0 | 0 | 0 |
| 536 | Lewis & Clark | 0 | 0 | 0 | 0 | 0 | 0 | 0 | 0 | 0 | 0 | 10 |
| 526 | Lincoln Land | 0 | 0 | 0 | 18 | 7 | 0 | 0 | 0 | 0 | 0 | 0 |
| 530 | Logan | 0 | 0 | 0 | 0 | 0 | 5 | 0 | 0 | 0 | 0 | 2 |
| 528 | McHenry | 0 | 0 | 0 | 0 | 0 | 0 | 0 | 0 | 0 | 0 | 0 |
| 524 | Moraine Valley | 0 | 0 | 0 | 23 | 11 | 0 | 0 | 0 | 0 | 0 | 9 |
| 527 | Morton | 0 | 0 | 0 | 0 | 0 | 0 | 0 | 0 | 0 | 0 | 0 |
| 535 | Oakton | 0 | 3 | 0 | 0 | 0 | 0 | 0 | 0 | 0 | 0 | 8 |
| 505 | Parkland | 0 | 0 | 0 | 11 | 15 | 0 | 0 | 0 | 0 | 0 | 0 |
| 515 | Prairie State | 0 | 1 | 0 | 0 | 0 | 0 | 0 | 0 | 0 | 0 | 0 |
| 521 | Rend Lake | 0 | 0 | 0 | 0 | 0 | 3 | 0 | 0 | 0 | 0 | 2 |
| 537 | Richland | 0 | 0 | 0 | 0 | 0 | 22 | 0 | 0 | 0 | 0 | 0 |
| 511 | Rock Valley | 0 | 0 | 0 | 0 | 10 | 9 | 0 | 0 | 0 | 0 | 0 |
| 518 | Sandburg | 0 | 0 | 0 | 19 | 0 | 0 | 9 | 0 | 0 | 0 | 0 |
| 506 | Sauk Valley | 0 | 11 | 0 | 13 | 0 | 0 | 0 | 0 | 0 | 0 | 4 |
| 531 | Shawnee | 0 | 0 | 0 | 0 | 0 | 2 | 0 | 0 | 0 | 0 | 0 |
| 510 | South Suburban | 0 | 1 | 0 | 21 | 0 | 0 | 11 | 0 | 0 | 0 | 0 |
| 533 | Southeastern | 0 | 47 | 0 | 0 | 0 | 1 | 0 | 0 | 0 | 0 | 1 |
| 522 | Southwestern* | 0 | 2 | 0 | 26 | 8 | 0 | 0 | 0 | 0 | 0 | 2 |
| 534 | Spoon River | 0 | 0 | 0 | 0 | 0 | 0 | 0 | 0 | 0 | 0 | 0 |
| 504 | Triton | 0 | 0 | 12 | 14 | 11 | 26 | 34 | 0 | 2 | 9 | 0 |
| 516 | Waubonsee | 0 | 0 | 0 | 0 | 4 | 0 | 0 | 0 | 0 | 0 | 0 |
| 539 | Wood | 0 | 0 | 0 | 0 | 0 | 0 | 0 | 0 | 0 | 0 | 0 |
| | TOTALS | 10 | 450 | 14 | 270 | 121 | 122 | 60 | 7 | 2 | 9 | 122 |

*Formerly Belleville Area College

SOURCE OF DATA: Annual Enrollment & Completion Data (A1)

Illinois Community College Board
Table III-9
ANNUAL DUPLICATED COMPLETERS BY ACADEMIC PROGRAM BY COLLEGE
FOR FISCAL YEAR 2001

| Dist. No. | District/College | Alcohol/Drug Abuse Couns 12.511501 | Psych/Mntl Hlth Srves 12.511502 | Dev Disab/Hab Aide 12.511504 | Nursing (RN) 12.511601 | Practical Nurse (LPN) 12.511613 | Nurse Assistant 12.511614 | Optician/Disp Opt 12.511801 | Ophthal Med Tech 12.511803 | Med Lab Aide/Phleb 12.512602 | Therapeutic Rec Assig 12.512604 | Business, Gen 12.520101 |
|-----------|------------------|------------------------------------|---------------------------------|------------------------------|------------------------|---------------------------------|---------------------------|-----------------------------|----------------------------|------------------------------|---------------------------------|-------------------------|
| 503 | Black Hawk | 0 | 0 | 0 | 35 | 20 | 8 | 0 | 0 | 0 | 0 | 0 |
| 508 | Chicago | (127) | (0) | (0) | (126) | (175) | (980) | (0) | (0) | (0) | (0) | (0) |
| | Daley | 0 | 0 | 0 | 32 | 0 | 24 | 0 | 0 | 0 | 0 | 0 |
| | Kennedy-King | 25 | 0 | 0 | 31 | 158 | 327 | 0 | 0 | 0 | 0 | 0 |
| | Malcolm X | 0 | 0 | 0 | 4 | 0 | 0 | 0 | 0 | 0 | 0 | 0 |
| | Olive-Harvey | 0 | 0 | 0 | 19 | 0 | 174 | 0 | 0 | 0 | 0 | 0 |
| | Truman | 0 | 0 | 0 | 40 | 0 | 95 | 0 | 0 | 0 | 0 | 0 |
| | Washington | 102 | 0 | 0 | 0 | 0 | 202 | 0 | 0 | 0 | 0 | 0 |
| | Wilbur Wright | 0 | 0 | 0 | 0 | 17 | 158 | 0 | 0 | 0 | 0 | 0 |
| 507 | Danville | 1 | 0 | 0 | 21 | 18 | 0 | 0 | 0 | 0 | 0 | 0 |
| 502 | DuPage | 16 | 0 | 0 | 57 | 0 | 118 | 0 | 0 | 0 | 0 | 0 |
| 509 | Elgin | 5 | 1 | 0 | 63 | 41 | 50 | 0 | 0 | 0 | 0 | 0 |
| 512 | Harper | 0 | 0 | 0 | 78 | 20 | 0 | 0 | 0 | 0 | 0 | 0 |
| 540 | Heartland | 0 | 0 | 0 | 22 | 16 | 0 | 0 | 0 | 0 | 0 | 0 |
| 519 | Highland | 0 | 0 | 0 | 12 | 19 | 0 | 0 | 0 | 0 | 0 | 0 |
| 514 | Illinois Central | 2 | 0 | 0 | 37 | 12 | 10 | 0 | 0 | 0 | 0 | 0 |
| 529 | Illinois Eastern | (0) | (0) | (0) | (77) | (63) | (141) | (0) | (0) | (0) | (0) | (0) |
| | Frontier | 0 | 0 | 0 | 0 | 0 | 57 | 0 | 0 | 0 | 0 | 0 |
| | Lincoln Trail | 0 | 0 | 0 | 1 | 0 | 43 | 0 | 0 | 0 | 0 | 0 |
| | Olney Central | 0 | 0 | 0 | 76 | 63 | 27 | 0 | 0 | 0 | 0 | 0 |
| | Wabash | 0 | 0 | 0 | 0 | 0 | 14 | 0 | 0 | 0 | 0 | 0 |
| 513 | Illinois Valley | 0 | 0 | 0 | 48 | 30 | 72 | 0 | 0 | 0 | 0 | 0 |
| 525 | Joliet | 0 | 0 | 0 | 144 | 0 | 0 | 0 | 0 | 0 | 0 | 0 |
| 520 | Kankakee | 0 | 0 | 0 | 46 | 30 | 0 | 0 | 0 | 0 | 0 | 0 |
| 501 | Kaskaskia | 0 | 0 | 0 | 64 | 19 | 33 | 0 | 0 | 0 | 0 | 0 |
| 523 | Kishwaukee | 0 | 0 | 0 | 33 | 8 | 66 | 0 | 0 | 0 | 0 | 0 |
| 532 | Lake County | 6 | 0 | 0 | 56 | 0 | 177 | 0 | 0 | 0 | 0 | 0 |
| 517 | Lake Land | 0 | 0 | 0 | 18 | 17 | 0 | 0 | 0 | 0 | 0 | 0 |
| 536 | Lewis & Clark | 0 | 0 | 0 | 37 | 25 | 99 | 0 | 0 | 0 | 0 | 0 |
| 526 | Lincoln Land | 0 | 0 | 0 | 63 | 5 | 183 | 0 | 0 | 0 | 0 | 0 |
| 530 | Logan | 0 | 0 | 0 | 43 | 57 | 0 | 0 | 0 | 0 | 0 | 0 |
| 528 | McHenry | 0 | 0 | 18 | 0 | 0 | 125 | 3 | 0 | 0 | 0 | 0 |
| 524 | Moraine Valley | 5 | 0 | 0 | 54 | 0 | 0 | 0 | 0 | 24 | 10 | 1 |
| 527 | Morton | 0 | 0 | 0 | 44 | 18 | 2 | 0 | 0 | 0 | 0 | 0 |
| 535 | Oakton | 5 | 0 | 0 | 44 | 0 | 64 | 0 | 0 | 2 | 0 | 0 |
| 505 | Parkland | 0 | 0 | 0 | 49 | 6 | 0 | 0 | 0 | 0 | 0 | 0 |
| 515 | Prairie State | 4 | 1 | 0 | 36 | 0 | 2 | 0 | 0 | 0 | 0 | 0 |
| 521 | Rend Lake | 0 | 0 | 0 | 33 | 26 | 60 | 0 | 0 | 0 | 0 | 0 |
| 537 | Richland | 0 | 0 | 0 | 18 | 0 | 4 | 0 | 0 | 0 | 0 | 0 |
| 511 | Rock Valley | 1 | 0 | 0 | 31 | 28 | 324 | 0 | 0 | 0 | 0 | 0 |
| 518 | Sandburg | 0 | 0 | 0 | 16 | 32 | 0 | 0 | 0 | 0 | 0 | 0 |
| 506 | Sauk Valley | 0 | 0 | 0 | 19 | 14 | 27 | 0 | 0 | 0 | 0 | 0 |
| 531 | Shawnee | 4 | 0 | 0 | 21 | 13 | 0 | 0 | 0 | 0 | 0 | 0 |
| 510 | South Suburban | 4 | 0 | 0 | 84 | 31 | 128 | 0 | 0 | 0 | 0 | 0 |
| 533 | Southeastern | 0 | 6 | 0 | 20 | 26 | 5 | 0 | 0 | 0 | 0 | 0 |
| 522 | Southwestern* | 0 | 0 | 0 | 42 | 0 | 94 | 0 | 0 | 0 | 0 | 0 |
| 534 | Spoon River | 0 | 0 | 0 | 11 | 1 | 0 | 0 | 0 | 0 | 0 | 0 |
| 504 | Triton | 3 | 0 | 0 | 71 | 80 | 18 | 0 | 10 | 0 | 0 | 0 |
| 516 | Waubonsee | 2 | 0 | 0 | 37 | 0 | 141 | 0 | 0 | 0 | 0 | 0 |
| 539 | Wood | 0 | 0 | 0 | 29 | 20 | 70 | 0 | 0 | 0 | 0 | 0 |
| | TOTALS | 185 | 8 | 18 | 1,739 | 870 | 3,001 | 3 | 10 | 26 | 10 | 1 |

*Formerly Belleville Area College

SOURCE OF DATA: Annual Enrollment & Completion Data (A1)

Illinois Community College Board
Table III-9
ANNUAL DUPLICATED COMPLETERS BY ACADEMIC PROGRAM BY COLLEGE
FOR FISCAL YEAR 2001

| Dist. No. | District/College | Bus Adm/Mgmt, Gen 12 520201 | Logistics/Materials Mgmt 12 520202 | Purch/Procure/Contracts Mgmt 12 520203 | Ofc Superv/Mgmt 12 520204 | Op Mgmt/Supervision 12 520205 | Accounting 12 520301 | Accounting Tech 12 520302 | Admin Asst/Sec Sci, Gen 12 520401 | Exec Asst/Sec 12 520402 | Legal Admin Asst/Sec 12 520403 | Med Admin Asst/Sec 12 520404 |
|-----------|------------------|-----------------------------|------------------------------------|--|---------------------------|-------------------------------|----------------------|---------------------------|-----------------------------------|-------------------------|--------------------------------|------------------------------|
| 503 | Black Hawk | 7 | 0 | 0 | 2 | 0 | 0 | 7 | 3 | 0 | 0 | 0 |
| 508 | Chicago | (20) | (0) | (0) | (0) | (0) | (0) | (74) | (4) | (0) | (0) | (0) |
| | Daley | 7 | 0 | 0 | 0 | 0 | 0 | 19 | 1 | 0 | 0 | 0 |
| | Kennedy-King | 0 | 0 | 0 | 0 | 0 | 0 | 0 | 0 | 0 | 0 | 0 |
| | Malcolm X | 0 | 0 | 0 | 0 | 0 | 0 | 4 | 1 | 0 | 0 | 0 |
| | Olive-Harvey | 1 | 0 | 0 | 0 | 0 | 0 | 6 | 2 | 0 | 0 | 0 |
| | Truman | 2 | 0 | 0 | 0 | 0 | 0 | 6 | 0 | 0 | 0 | 0 |
| | Washington | 1 | 0 | 0 | 0 | 0 | 0 | 28 | 0 | 0 | 0 | 0 |
| | Wilbur Wright | 9 | 0 | 0 | 0 | 0 | 0 | 11 | 0 | 0 | 0 | 0 |
| 507 | Danville | 0 | 0 | 0 | 3 | 0 | 0 | 10 | 8 | 10 | 0 | 7 |
| 502 | DuPage | 174 | 0 | 0 | 5 | 0 | 0 | 45 | 38 | 0 | 1 | 0 |
| 509 | Elgin | 5 | 0 | 0 | 18 | 0 | 0 | 4 | 2 | 12 | 2 | 1 |
| 512 | Harper | 21 | 0 | 0 | 0 | 0 | 0 | 27 | 3 | 9 | 0 | 0 |
| 540 | Heartland | 0 | 0 | 0 | 0 | 0 | 0 | 0 | 7 | 0 | 0 | 0 |
| 519 | Highland | 33 | 0 | 0 | 0 | 0 | 0 | 5 | 4 | 0 | 0 | 0 |
| 514 | Illinois Central | 22 | 0 | 3 | 1 | 0 | 0 | 18 | 7 | 0 | 0 | 5 |
| 529 | Illinois Eastern | (29) | (0) | (0) | (0) | (0) | (0) | (8) | (50) | (1) | (0) | (12) |
| | Frontier | 0 | 0 | 0 | 0 | 0 | 0 | 0 | 9 | 0 | 0 | 0 |
| | Lincoln Trail | 29 | 0 | 0 | 0 | 0 | 0 | 0 | 5 | 1 | 0 | 0 |
| | Olney Central | 0 | 0 | 0 | 0 | 0 | 0 | 8 | 26 | 0 | 0 | 12 |
| | Wabash | 0 | 0 | 0 | 0 | 0 | 0 | 0 | 10 | 0 | 0 | 0 |
| 513 | Illinois Valley | 8 | 0 | 0 | 0 | 0 | 0 | 13 | 0 | 0 | 0 | 0 |
| 525 | Joliet | 0 | 0 | 0 | 0 | 14 | 0 | 12 | 18 | 0 | 0 | 0 |
| 520 | Kankakee | 20 | 0 | 0 | 0 | 0 | 0 | 10 | 10 | 0 | 2 | 2 |
| 501 | Kaskaskia | 23 | 0 | 0 | 9 | 0 | 0 | 10 | 0 | 1 | 0 | 0 |
| 523 | Kishwaukee | 7 | 0 | 4 | 0 | 3 | 0 | 4 | 8 | 0 | 1 | 0 |
| 532 | Lake County | 13 | 0 | 0 | 0 | 0 | 1 | 8 | 48 | 0 | 0 | 1 |
| 517 | Lake Land | 108 | 0 | 0 | 2 | 0 | 0 | 20 | 22 | 0 | 3 | 6 |
| 536 | Lewis & Clark | 8 | 0 | 0 | 0 | 0 | 0 | 5 | 8 | 0 | 1 | 4 |
| 526 | Lincoln Land | 12 | 0 | 0 | 2 | 0 | 0 | 4 | 7 | 0 | 0 | 2 |
| 530 | Logan | 0 | 0 | 0 | 2 | 0 | 0 | 11 | 1 | 3 | 3 | 3 |
| 528 | McHenry | 16 | 0 | 0 | 0 | 83 | 0 | 4 | 22 | 0 | 1 | 0 |
| 524 | Moraine Valley | 26 | 0 | 0 | 0 | 0 | 0 | 8 | 13 | 4 | 2 | 0 |
| 527 | Morton | 6 | 0 | 0 | 0 | 0 | 0 | 5 | 6 | 0 | 0 | 3 |
| 535 | Oakton | 1 | 0 | 0 | 0 | 1 | 0 | 8 | 8 | 6 | 0 | 0 |
| 505 | Parkland | 21 | 0 | 0 | 0 | 0 | 0 | 22 | 8 | 8 | 0 | 1 |
| 515 | Prairie State | 0 | 0 | 2 | 0 | 3 | 0 | 2 | 7 | 0 | 0 | 0 |
| 521 | Rend Lake | 31 | 0 | 0 | 0 | 0 | 0 | 0 | 5 | 0 | 0 | 2 |
| 537 | Richland | 20 | 0 | 0 | 0 | 0 | 0 | 0 | 20 | 0 | 0 | 0 |
| 511 | Rock Valley | 28 | 0 | 1 | 6 | 0 | 0 | 6 | 1 | 0 | 0 | 2 |
| 518 | Sandburg | 24 | 19 | 0 | 0 | 0 | 0 | 12 | 13 | 0 | 3 | 3 |
| 506 | Sauk Valley | 12 | 0 | 0 | 0 | 0 | 0 | 13 | 11 | 0 | 3 | 5 |
| 531 | Shawnee | 0 | 0 | 0 | 0 | 0 | 0 | 1 | 0 | 0 | 0 | 1 |
| 510 | South Suburban | 0 | 0 | 0 | 125 | 0 | 0 | 16 | 23 | 9 | 0 | 0 |
| 533 | Southeastern | 29 | 0 | 0 | 0 | 0 | 0 | 0 | 2 | 0 | 0 | 1 |
| 522 | Southwestern* | 19 | 0 | 0 | 0 | 0 | 0 | 8 | 25 | 0 | 5 | 4 |
| 534 | Spoon River | 0 | 0 | 0 | 0 | 0 | 0 | 0 | 3 | 0 | 0 | 0 |
| 504 | Triton | 24 | 0 | 0 | 0 | 1 | 0 | 14 | 9 | 2 | 2 | 0 |
| 516 | Waubonsee | 5 | 0 | 2 | 0 | 0 | 0 | 33 | 4 | 3 | 0 | 0 |
| 539 | Wood | 13 | 0 | 0 | 0 | 0 | 0 | 1 | 6 | 1 | 1 | 3 |
| | TOTALS | 785 | 19 | 12 | 175 | 105 | 1 | 448 | 434 | 69 | 30 | 68 |

*Formerly Belleville Area College

SOURCE OF DATA: Annual Enrollment & Completion Data (A1)

Illinois Community College Board
Table III-9
ANNUAL DUPLICATED COMPLETERS BY ACADEMIC PROGRAM BY COLLEGE
FOR FISCAL YEAR 2001

| Dist. No. | District/College | Court Reporter 12.520405 | Info Proc/Data Entry Tech 12.520407 | Gen Ofc Clrk/Clerk/Typg Srvc 12.520408 | Business Comm 12.520501 | Enterprise Mgmt/Op. Gen 12.520701 | Banking/Fin Support Srvc 12.520803 | Investments/Securities 12.520807 | Hotel/Restaurant Mgmt 12.520902 | Human Res Mgmt 12.521001 | Intern'l Business 12.521101 | Mgmt Info Sys/Bus DP. Gen 12.521201 |
|-----------|------------------|--------------------------|-------------------------------------|--|-------------------------|-----------------------------------|------------------------------------|----------------------------------|---------------------------------|--------------------------|-----------------------------|-------------------------------------|
| 503 | Black Hawk | 0 | 13 | 0 | 0 | 0 | 1 | 0 | 0 | 0 | 0 | 0 |
| 508 | Chicago | (0) | (58) | (7) | (0) | (0) | (8) | (0) | (2) | (0) | (0) | (0) |
| | Daley | 0 | 56 | 0 | 0 | 0 | 0 | 0 | 0 | 0 | 0 | 0 |
| | Kennedy-King | 0 | 2 | 0 | 0 | 0 | 0 | 0 | 0 | 0 | 0 | 0 |
| | Malcolm X | 0 | 0 | 0 | 0 | 0 | 0 | 0 | 0 | 0 | 0 | 0 |
| | Olive-Harvey | 0 | 0 | 0 | 0 | 0 | 0 | 0 | 0 | 0 | 0 | 0 |
| | Truman | 0 | 0 | 0 | 0 | 0 | 0 | 0 | 0 | 0 | 0 | 0 |
| | Washington | 0 | 0 | 0 | 0 | 0 | 2 | 0 | 2 | 0 | 0 | 0 |
| | Wilbur Wright | 0 | 0 | 7 | 0 | 0 | 6 | 0 | 0 | 0 | 0 | 0 |
| 507 | Danville | 0 | 8 | 0 | 0 | 0 | 0 | 0 | 0 | 0 | 0 | 0 |
| 502 | DuPage | 0 | 0 | 0 | 0 | 0 | 0 | 0 | 4 | 0 | 0 | 0 |
| 509 | Elgin | 0 | 7 | 0 | 0 | 0 | 0 | 0 | 0 | 0 | 0 | 0 |
| 512 | Harper | 0 | 0 | 5 | 0 | 2 | 9 | 0 | 6 | 6 | 5 | 0 |
| 540 | Heartland | 0 | 9 | 0 | 0 | 2 | 0 | 0 | 0 | 0 | 0 | 13 |
| 519 | Highland | 0 | 0 | 4 | 0 | 0 | 0 | 0 | 0 | 0 | 0 | 0 |
| 514 | Illinois Central | 0 | 3 | 18 | 0 | 0 | 5 | 0 | 0 | 0 | 0 | 0 |
| 529 | Illinois Eastern | (3) | (83) | (0) | (0) | (0) | (0) | (0) | (0) | (0) | (0) | (0) |
| | Frontier | 0 | 18 | 0 | 0 | 0 | 0 | 0 | 0 | 0 | 0 | 0 |
| | Lincoln Trail | 0 | 25 | 0 | 0 | 0 | 0 | 0 | 0 | 0 | 0 | 0 |
| | Olney Central | 1 | 22 | 0 | 0 | 0 | 0 | 0 | 0 | 0 | 0 | 0 |
| | Wabash | 2 | 18 | 0 | 0 | 0 | 0 | 0 | 0 | 0 | 0 | 0 |
| 513 | Illinois Valley | 0 | 41 | 8 | 0 | 0 | 0 | 0 | 0 | 0 | 0 | 0 |
| 525 | Joliet | 0 | 25 | 0 | 0 | 0 | 0 | 0 | 0 | 13 | 0 | 0 |
| 520 | Kankakee | 0 | 6 | 0 | 0 | 0 | 0 | 0 | 0 | 0 | 0 | 0 |
| 501 | Kaskaskia | 0 | 0 | 1 | 0 | 0 | 0 | 0 | 0 | 0 | 0 | 0 |
| 523 | Kishwaukee | 0 | 1 | 6 | 0 | 0 | 0 | 0 | 0 | 0 | 0 | 0 |
| 532 | Lake County | 0 | 60 | 0 | 0 | 0 | 0 | 0 | 0 | 0 | 0 | 0 |
| 517 | Lake Land | 0 | 77 | 0 | 0 | 0 | 0 | 0 | 0 | 0 | 0 | 0 |
| 536 | Lewis & Clark | 0 | 0 | 5 | 0 | 0 | 1 | 0 | 1 | 1 | 0 | 0 |
| 526 | Lincoln Land | 0 | 19 | 15 | 0 | 0 | 0 | 0 | 2 | 0 | 0 | 0 |
| 530 | Logan | 0 | 0 | 3 | 0 | 0 | 0 | 0 | 0 | 0 | 0 | 0 |
| 528 | McHenry | 0 | 19 | 0 | 0 | 4 | 0 | 0 | 0 | 0 | 0 | 0 |
| 524 | Moraine Valley | 0 | 0 | 0 | 0 | 3 | 0 | 0 | 0 | 10 | 0 | 0 |
| 527 | Morton | 0 | 29 | 3 | 0 | 0 | 0 | 0 | 0 | 0 | 0 | 0 |
| 535 | Oakton | 0 | 0 | 0 | 0 | 0 | 2 | 3 | 9 | 0 | 0 | 0 |
| 505 | Parkland | 0 | 1 | 0 | 0 | 3 | 0 | 0 | 4 | 0 | 0 | 6 |
| 515 | Prairie State | 0 | 13 | 0 | 0 | 1 | 1 | 0 | 0 | 0 | 0 | 0 |
| 521 | Rend Lake | 0 | 21 | 0 | 0 | 1 | 0 | 0 | 0 | 0 | 0 | 0 |
| 537 | Richland | 0 | 22 | 0 | 0 | 0 | 0 | 0 | 0 | 0 | 0 | 0 |
| 511 | Rock Valley | 0 | 19 | 0 | 0 | 0 | 0 | 0 | 0 | 0 | 0 | 0 |
| 518 | Sandburg | 0 | 29 | 1 | 0 | 0 | 0 | 0 | 0 | 3 | 0 | 0 |
| 506 | Sauk Valley | 0 | 4 | 6 | 0 | 0 | 0 | 0 | 0 | 0 | 0 | 0 |
| 531 | Shawnee | 0 | 1 | 2 | 0 | 0 | 0 | 0 | 0 | 0 | 0 | 0 |
| 510 | South Suburban | 4 | 6 | 1 | 0 | 3 | 2 | 0 | 0 | 0 | 0 | 0 |
| 533 | Southeastern | 0 | 37 | 1 | 0 | 0 | 0 | 0 | 0 | 0 | 0 | 0 |
| 522 | Southwestern* | 0 | 122 | 0 | 0 | 7 | 2 | 0 | 0 | 0 | 0 | 0 |
| 534 | Spoon River | 0 | 0 | 4 | 0 | 0 | 0 | 0 | 0 | 0 | 0 | 0 |
| 504 | Triton | 2 | 0 | 0 | 0 | 0 | 0 | 0 | 4 | 0 | 0 | 0 |
| 516 | Waubonsee | 0 | 30 | 0 | 1 | 1 | 2 | 0 | 0 | 0 | 0 | 0 |
| 539 | Wood | 0 | 0 | 1 | 0 | 0 | 0 | 0 | 0 | 0 | 0 | 0 |
| | TOTALS | 9 | 763 | 91 | 1 | 27 | 33 | 3 | 32 | 33 | 5 | 19 |

*Formerly Belleville Area College

SOURCE OF DATA: Annual Enrollment & Completion Data (A1)

Illinois Community College Board
Table III-9
ANNUAL DUPLICATED COMPLETERS BY ACADEMIC PROGRAM BY COLLEGE
FOR FISCAL YEAR 2001

| Dist. No. | District/College | Bus Comp Prog 12 521202 | Bus Sys Analysis/Design 12 521203 | Bus Sys Netwkg/Telecom 12 521204 | Bus Comp Facility Op 12 521205 | Bus Mktg Mgmt 12 521401 | Real Estate 12 521501 | General Studies | Vocational Skills | Total |
|-----------|------------------|-------------------------|-----------------------------------|----------------------------------|--------------------------------|-------------------------|-----------------------|-----------------|-------------------|---------|
| 503 | Black Hawk | 8 | 0 | 10 | 6 | 0 | 0 | 0 | 0 | 683 |
| 508 | Chicago | (240) | (0) | (10) | (0) | (0) | (77) | (0) | (84) | (6,698) |
| | Daley | 90 | 0 | 0 | 0 | 0 | 0 | 0 | 0 | 492 |
| | Kennedy-King | 36 | 0 | 0 | 0 | 0 | 0 | 0 | 0 | 913 |
| | Malcolm X | 15 | 0 | 0 | 0 | 0 | 0 | 0 | 0 | 331 |
| | Olive-Harvey | 15 | 0 | 1 | 0 | 0 | 0 | 0 | 0 | 490 |
| | Truman | 40 | 0 | 0 | 0 | 0 | 0 | 0 | 83 | 591 |
| | Washington | 32 | 0 | 0 | 0 | 0 | 0 | 0 | 1 | 3,142 |
| | Wilbur Wright | 12 | 0 | 9 | 0 | 0 | 77 | 0 | 0 | 739 |
| 507 | Danville | 35 | 0 | 2 | 4 | 0 | 0 | 0 | 0 | 323 |
| 502 | DuPage | 301 | 0 | 0 | 0 | 0 | 1 | 0 | 0 | 2,706 |
| 509 | Elgin | 28 | 0 | 23 | 0 | 0 | 0 | 0 | 0 | 1,043 |
| 512 | Harper | 76 | 0 | 14 | 0 | 0 | 0 | 0 | 0 | 1,328 |
| 540 | Heartland | 7 | 0 | 18 | 0 | 0 | 0 | 0 | 0 | 431 |
| 519 | Highland | 0 | 0 | 0 | 0 | 0 | 0 | 0 | 0 | 313 |
| 514 | Illinois Central | 33 | 0 | 77 | 0 | 0 | 0 | 0 | 1 | 1,564 |
| 529 | Illinois Eastern | (0) | (14) | (0) | (0) | (0) | (0) | (0) | (0) | (1,322) |
| | Frontier | 0 | 0 | 0 | 0 | 0 | 0 | 0 | 0 | 159 |
| | Lincoln Trail | 0 | 14 | 0 | 0 | 0 | 0 | 0 | 0 | 409 |
| | Olney Central | 0 | 0 | 0 | 0 | 0 | 0 | 0 | 0 | 488 |
| | Wabash | 0 | 0 | 0 | 0 | 0 | 0 | 0 | 0 | 266 |
| 513 | Illinois Valley | 5 | 0 | 12 | 1 | 0 | 0 | 0 | 0 | 750 |
| 525 | Joliet | 18 | 0 | 26 | 0 | 0 | 0 | 0 | 0 | 941 |
| 520 | Kankakee | 6 | 0 | 0 | 0 | 0 | 0 | 0 | 0 | 420 |
| 501 | Kaskaskia | 13 | 0 | 13 | 0 | 0 | 0 | 0 | 0 | 800 |
| 523 | Kishwaukee | 6 | 0 | 0 | 0 | 0 | 0 | 0 | 0 | 571 |
| 532 | Lake County | 47 | 0 | 23 | 0 | 0 | 0 | 0 | 0 | 1,187 |
| 517 | Lake Land | 9 | 0 | 28 | 6 | 0 | 0 | 0 | 0 | 1,301 |
| 536 | Lewis & Clark | 17 | 0 | 15 | 0 | 0 | 0 | 0 | 0 | 742 |
| 526 | Lincoln Land | 39 | 0 | 62 | 0 | 0 | 0 | 32 | 0 | 1,177 |
| 530 | Logan | 21 | 0 | 0 | 0 | 0 | 0 | 0 | 8 | 720 |
| 528 | McHenry | 9 | 0 | 4 | 0 | 0 | 0 | 0 | 0 | 698 |
| 524 | Moraine Valley | 62 | 0 | 19 | 0 | 0 | 0 | 0 | 0 | 1,290 |
| 527 | Morton | 23 | 0 | 5 | 0 | 0 | 0 | 0 | 1 | 356 |
| 535 | Oakton | 38 | 0 | 64 | 0 | 5 | 0 | 0 | 0 | 674 |
| 505 | Parkland | 37 | 0 | 13 | 0 | 0 | 0 | 0 | 0 | 815 |
| 515 | Prairie State | 29 | 0 | 4 | 3 | 0 | 0 | 0 | 0 | 435 |
| 521 | Rend Lake | 0 | 0 | 0 | 0 | 0 | 0 | 0 | 0 | 595 |
| 537 | Richland | 6 | 3 | 41 | 0 | 0 | 0 | 0 | 0 | 430 |
| 511 | Rock Valley | 24 | 0 | 5 | 0 | 0 | 0 | 0 | 0 | 1,171 |
| 518 | Sandburg | 7 | 0 | 0 | 0 | 0 | 0 | 0 | 0 | 470 |
| 506 | Sauk Valley | 1 | 0 | 0 | 7 | 0 | 0 | 0 | 0 | 419 |
| 531 | Shawnee | 7 | 0 | 3 | 0 | 0 | 0 | 0 | 0 | 240 |
| 510 | South Suburban | 34 | 0 | 6 | 0 | 0 | 1 | 0 | 0 | 912 |
| 533 | Southeastern | 7 | 0 | 0 | 0 | 0 | 0 | 0 | 0 | 721 |
| 522 | Southwestern* | 5 | 0 | 66 | 0 | 0 | 1 | 0 | 0 | 1,771 |
| 534 | Spoon River | 6 | 0 | 6 | 0 | 0 | 0 | 0 | 0 | 230 |
| 504 | Triton | 32 | 0 | 4 | 2 | 0 | 2 | 0 | 0 | 960 |
| 516 | Waubonsee | 18 | 0 | 13 | 0 | 0 | 3 | 5 | 0 | 842 |
| 539 | Wood | 1 | 0 | 0 | 0 | 0 | 0 | 0 | 0 | 371 |
| | TOTALS | 1,255 | 17 | 586 | 29 | 5 | 85 | 37 | 94 | 38,420 |

*Formerly Belleville Area College

SOURCE OF DATA: Annual Enrollment & Completion Data (A1)

Illinois Community College Board
Table III-10
SUMMARY OF ADULT EDUCATION COMPLETIONS
AWARDED IN FISCAL YEAR 2001 BY COMMUNITY COLLEGE DISTRICT

| <u>Dist. No.</u> | <u>District/College</u> | <u>Adult Basic Education Levels Completed</u> | <u>English As A Second Language Levels Completed</u> | <u>Total</u> |
|------------------|-------------------------|---|--|--------------|
| 503 | Black Hawk | 217 | 233 | 450 |
| 508 | Chicago | 0 | 0 | 0 |
| 507 | Danville | 87 | 10 | 97 |
| 502 | DuPage | 325 | 1,752 | 2,077 |
| 509 | Elgin* | 34 | 539 | 573 |
| 512 | Harper | 27 | 194 | 221 |
| 540 | Heartland | 92 | 2 | 94 |
| 519 | Highland* | 126 | 114 | 240 |
| 514 | Illinois Central* | 194 | 26 | 220 |
| 529 | Illinois Eastern | 116 | 0 | 116 |
| 513 | Illinois Valley | 128 | 93 | 221 |
| 525 | Joliet | 414 | 344 | 758 |
| 520 | Kankakee | 104 | 113 | 217 |
| 501 | Kaskaskia* | 47 | 5 | 52 |
| 523 | Kishwaukee | 36 | 98 | 134 |
| 532 | Lake County* | 80 | 851 | 931 |
| 517 | Lake Land | 39 | 0 | 39 |
| 536 | Lewis & Clark | 144 | 16 | 160 |
| 526 | Lincoln Land | 68 | 21 | 89 |
| 530 | Logan | 132 | 3 | 135 |
| 528 | McHenry | 69 | 375 | 444 |
| 524 | Moraine Valley | 318 | 669 | 987 |
| 527 | Morton | 202 | 1,002 | 1,204 |
| 535 | Oakton | 345 | 859 | 1,204 |
| 505 | Parkland* | 112 | 70 | 182 |
| 515 | Prairie State | 175 | 230 | 405 |
| 521 | Rend Lake | 75 | 0 | 75 |
| 537 | Richland | 76 | 23 | 99 |
| 511 | Rock Valley | 106 | 99 | 205 |
| 518 | Sandburg | 71 | 21 | 92 |
| 506 | Sauk Valley* | 2 | 0 | 2 |
| 531 | Shawnee | 76 | 1 | 77 |
| 510 | South Suburban | 280 | 423 | 703 |
| 533 | Southeastern | 41 | 0 | 41 |
| 522 | Southwestern** | 84 | 96 | 180 |
| 534 | Spoon River | 36 | 9 | 45 |
| 504 | Triton | 477 | 622 | 1,099 |
| 516 | Waubonsee* | 77 | 229 | 306 |
| 539 | Wood | <u>28</u> | <u>0</u> | <u>28</u> |
| | Totals | 5,060 | 9,142 | 14,202 |

Education levels completed: ABE Beginning (0 - 5.9) to ABE Intermediate, ABE Intermediate (6.0-8.9) to ASE, ESL Beginning Level (CELSA/MELT 0-V) to ESL Intermediate, ESL Intermediate Level (CELSA/MELT VI-VII) to ESL Advanced

*GED completion data from ICCB Annual Enrollment and Completion (A1) Data for selected colleges.

**Formerly Belleville Area College

SOURCE OF DATA: ISBE Adult Education Data

Illinois Community College Board
Table III-11
SUMMARY OF HIGH SCHOOL COMPLETIONS
AWARDED IN FISCAL YEAR 2001 BY COMMUNITY COLLEGE DISTRICT

| Dist. No. | District | Passed GED Exam* | Alternative High School Diploma Awarded | Total High School Completions |
|--------------|------------------|---------------------|---|-------------------------------------|
| 503 | Black Hawk | 310 | 36 | 346 |
| 508 | Chicago | 3,305 | 0 | 3,305 |
| 507 | Danville | 51 | 0 | 51 |
| 502 | DuPage | 628 | 3 | 631 |
| 509 | Elgin | 383 | 0 | 383 |
| 512 | Harper | 260 | 0 | 260 |
| 540 | Heartland | 49 | 3 | 52 |
| 519 | Highland | 191 | 0 | 191 |
| 514 | Illinois Central | 176 | 0 | 176 |
| 529 | Illinois Eastern | 122 | 0 | 122 |
| 513 | Illinois Valley | 204 | 0 | 204 |
| 525 | Joliet | 1,116 | 0 | 1,116 |
| 520 | Kankakee | 145 | 0 | 145 |
| 501 | Kaskaskia | 85 | 0 | 85 |
| 523 | Kishwaukee | 199 | 0 | 199 |
| 532 | Lake County | 706 | 21 | 727 |
| 517 | Lake Land | 197 | 0 | 197 |
| 536 | Lewis & Clark | 121 | 0 | 121 |
| 526 | Lincoln Land | 164 | 0 | 164 |
| 530 | Logan | 44 | 3 | 47 |
| 528 | McHenry | 274 | 0 | 274 |
| 524 | Moraine Valley | 562 | 0 | 562 |
| 527 | Morton | 385 | 0 | 385 |
| 535 | Oakton | 211 | 0 | 211 |
| 505 | Parkland | 83 | 0 | 83 |
| 515 | Prairie State | 203 | 3 | 206 |
| 521 | Rend Lake | 41 | 0 | 41 |
| 537 | Richland | 74 | 0 | 74 |
| 511 | Rock Valley | 304 | 0 | 304 |
| 518 | Sandburg | 110 | 0 | 110 |
| 506 | Sauk Valley | 133 | 0 | 133 |
| 531 | Shawnee | 29 | 20 | 49 |
| 510 | South Suburban | 409 | 0 | 409 |
| 533 | Southeastern | 121 | 0 | 121 |
| 522 | Southwestern** | 141 | 0 | 141 |
| 534 | Spoon River | 106 | 0 | 106 |
| 504 | Triton | 376 | 69 | 445 |
| 516 | Waubonsee | 544 | 1 | 545 |
| 539 | Wood | 47 | 0 | 47 |
| TOTALS | | 12,609 | 159 | 12,768 |

* Completeness of the GED count is based on matches between student SSN identifiers in college and ETS data. Upcoming changes in the GED exam contributed to the substantial increases over the previous year.

**Formerly Belleville Area College

SOURCES OF DATA: ISBE Adult Education Data

ICCB Annual Enrollment and Completions (A1) Data for GED completions at selected colleges.

Illinois Community College Board
Table III-12
SUMMARY OF ANNUAL UNDUPLICATED HEADCOUNT ENROLLMENT BY ETHNIC ORIGIN
IN GENERAL ASSOCIATE PROGRAMS, FISCAL YEAR 2001

| Dist. No. | District/College | Asian or Pacific Islander | American Indian or Alaskan | Black Non-Hispanic | Hispanic | White Non-Hispanic | Non-Resident Alien | All Other or No Indication | Total |
|-----------|------------------|---------------------------|----------------------------|--------------------|----------|--------------------|--------------------|----------------------------|----------|
| 503 | Black Hawk | 0 | 0 | 1 | 1 | 10 | 0 | 0 | 12 |
| 508 | Chicago | (1,621) | (83) | (3,760) | (3,642) | (4,200) | (0) | (0) | (13,306) |
| | Daley | 23 | 1 | 185 | 202 | 136 | 0 | 0 | 547 |
| | Kennedy-King | 2 | 1 | 276 | 9 | 2 | 0 | 0 | 290 |
| | Malcolm X | 53 | 8 | 708 | 95 | 45 | 0 | 0 | 909 |
| | Olive-Harvey | 6 | 2 | 664 | 49 | 6 | 0 | 0 | 727 |
| | Truman | 488 | 22 | 547 | 580 | 1,010 | 0 | 0 | 2,647 |
| | Washington | 459 | 15 | 899 | 532 | 492 | 0 | 0 | 2,397 |
| | Wilbur Wright | 590 | 34 | 481 | 2,175 | 2,509 | 0 | 0 | 5,789 |
| 507 | Danville | 0 | 0 | 0 | 0 | 0 | 0 | 0 | 0 |
| 502 | DuPage | 6 | 0 | 8 | 3 | 102 | 0 | 2 | 121 |
| 509 | Elgin | 29 | 2 | 24 | 65 | 375 | 1 | 0 | 496 |
| 512 | Harper | 0 | 0 | 0 | 0 | 0 | 0 | 0 | 0 |
| 540 | Heartland | 0 | 0 | 0 | 0 | 0 | 0 | 0 | 0 |
| 519 | Highland | 0 | 0 | 12 | 1 | 35 | 0 | 0 | 48 |
| 514 | Illinois Central | 66 | 10 | 414 | 71 | 2,510 | 3 | 0 | 3,074 |
| 529 | Illinois Eastern | (13) | (2) | (169) | (34) | (332) | (1) | (0) | (551) |
| | Frontier | 0 | 0 | 0 | 0 | 48 | 0 | 0 | 48 |
| | Lincoln Trail | 3 | 2 | 142 | 21 | 135 | 0 | 0 | 303 |
| | Olney Central | 0 | 0 | 5 | 2 | 68 | 1 | 0 | 76 |
| | Wabash | 10 | 0 | 22 | 11 | 81 | 0 | 0 | 124 |
| 513 | Illinois Valley | 4 | 2 | 68 | 31 | 279 | 0 | 10 | 394 |
| 525 | Joliet | 1 | 0 | 16 | 9 | 156 | 0 | 0 | 182 |
| 520 | Kankakee | 1 | 1 | 45 | 5 | 154 | 0 | 0 | 206 |
| 501 | Kaskaskia | 0 | 3 | 209 | 40 | 385 | 1 | 0 | 638 |
| 523 | Kishwaukee | 0 | 0 | 0 | 0 | 0 | 0 | 0 | 0 |
| 532 | Lake County | 0 | 0 | 0 | 0 | 0 | 0 | 0 | 0 |
| 517 | Lake Land | 4 | 7 | 263 | 38 | 263 | 0 | 0 | 575 |
| 536 | Lewis & Clark | 0 | 2 | 39 | 1 | 279 | 3 | 0 | 324 |
| 526 | Lincoln Land | 48 | 5 | 192 | 48 | 3,311 | 7 | 0 | 3,611 |
| 530 | Logan | 0 | 0 | 2 | 0 | 8 | 0 | 0 | 10 |
| 528 | McHenry | 0 | 1 | 1 | 5 | 117 | 0 | 0 | 124 |
| 524 | Moraine Valley | 0 | 0 | 0 | 0 | 0 | 0 | 0 | 0 |
| 527 | Morton | 0 | 0 | 0 | 15 | 19 | 0 | 0 | 34 |
| 535 | Oakton | 0 | 0 | 0 | 0 | 0 | 0 | 0 | 0 |
| 505 | Parkland | 13 | 2 | 45 | 6 | 285 | 12 | 0 | 363 |
| 515 | Prairie State | 1 | 1 | 29 | 6 | 60 | 0 | 5 | 102 |
| 521 | Rend Lake | 0 | 0 | 0 | 0 | 0 | 0 | 0 | 0 |
| 537 | Richland | 1 | 0 | 2 | 0 | 12 | 0 | 0 | 15 |
| 511 | Rock Valley | 1 | 1 | 2 | 1 | 27 | 0 | 0 | 32 |
| 518 | Sandburg | 0 | 0 | 1 | 0 | 13 | 0 | 0 | 14 |
| 506 | Sauk Valley | 1 | 0 | 1 | 0 | 5 | 0 | 0 | 7 |
| 531 | Shawnee | 0 | 0 | 21 | 1 | 105 | 0 | 0 | 127 |
| 510 | South Suburban | 0 | 0 | 0 | 0 | 0 | 0 | 0 | 0 |
| 533 | Southeastern | 0 | 0 | 9 | 1 | 6 | 0 | 0 | 16 |
| 522 | Southwestern* | 0 | 0 | 0 | 0 | 0 | 0 | 0 | 0 |
| 534 | Spoon River | 1 | 0 | 4 | 2 | 207 | 0 | 0 | 214 |
| 504 | Triton | 117 | 8 | 450 | 278 | 877 | 2 | 0 | 1,732 |
| 516 | Waubonsee | 8 | 0 | 42 | 137 | 290 | 1 | 0 | 478 |
| 539 | Wood | 0 | 0 | 0 | 0 | 0 | 0 | 0 | 0 |
| | TOTALS | 1,936 | 130 | 5,829 | 4,441 | 14,422 | 31 | 17 | 26,806 |

*Formerly Belleville Area College

Illinois Community College Board

Table III-13

SUMMARY OF ANNUAL UNDUPLICATED HEADCOUNT ENROLLMENT BY ETHNIC ORIGIN
IN BACCALAUREATE TRANSFER PROGRAMS, FISCAL YEAR 2001

| Dist. No. | District/College | Asian or Pacific Islander | American Indian or Alaskan | Black Non- Hispanic | Hispanic | White Non- Hispanic | Non- Resident Alien | All Other or No Indication | Total |
|--------------|------------------|---------------------------------|----------------------------------|---------------------------|----------|---------------------------|---------------------------|----------------------------------|----------|
| 503 | Black Hawk | 62 | 18 | 383 | 394 | 4,455 | 0 | 0 | 5,312 |
| 508 | Chicago | (1,591) | (151) | (12,609) | (5,122) | (4,956) | (0) | (0) | (24,429) |
| | Daley | 111 | 24 | 1,973 | 1,884 | 1,274 | 0 | 0 | 5,266 |
| | Kennedy-King | 7 | 10 | 1,779 | 34 | 6 | 0 | 0 | 1,836 |
| | Malcolm X | 45 | 11 | 1,578 | 283 | 73 | 0 | 0 | 1,990 |
| | Olive-Harvey | 15 | 19 | 2,839 | 268 | 27 | 0 | 0 | 3,168 |
| | Truman | 551 | 28 | 844 | 697 | 1,247 | 0 | 0 | 3,367 |
| | Washington | 637 | 50 | 3,403 | 1,278 | 1,415 | 0 | 0 | 6,783 |
| | Wilbur Wright | 225 | 9 | 193 | 678 | 914 | 0 | 0 | 2,019 |
| 507 | Danville | 21 | 4 | 171 | 37 | 1,735 | 2 | 0 | 1,970 |
| 502 | DuPage | 2,256 | 24 | 737 | 1,042 | 13,701 | 5 | 415 | 18,180 |
| 509 | Elgin | 318 | 15 | 283 | 743 | 5,753 | 17 | 0 | 7,129 |
| 512 | Harper | 1,388 | 27 | 342 | 734 | 9,192 | 76 | 0 | 11,759 |
| 540 | Heartland | 69 | 12 | 308 | 87 | 3,788 | 5 | 0 | 4,269 |
| 519 | Highland | 17 | 4 | 120 | 17 | 1,720 | 5 | 0 | 1,883 |
| 514 | Illinois Central | 138 | 15 | 499 | 102 | 6,545 | 15 | 0 | 7,314 |
| 529 | Illinois Eastern | (45) | (3) | (50) | (20) | (4,704) | (18) | (0) | (4,840) |
| | Frontier | 4 | 1 | 1 | 2 | 1,333 | 0 | 0 | 1,341 |
| | Lincoln Trail | 11 | 0 | 22 | 10 | 840 | 5 | 0 | 888 |
| | Olney Central | 6 | 2 | 13 | 5 | 1,417 | 11 | 0 | 1,454 |
| | Wabash | 24 | 0 | 14 | 3 | 1,114 | 2 | 0 | 1,157 |
| 513 | Illinois Valley | 16 | 3 | 25 | 70 | 2,025 | 0 | 12 | 2,151 |
| 525 | Joliet | 194 | 21 | 708 | 677 | 8,767 | 25 | 0 | 10,392 |
| 520 | Kankakee | 20 | 8 | 229 | 58 | 1,927 | 2 | 0 | 2,244 |
| 501 | Kaskaskia | 8 | 9 | 45 | 7 | 1,543 | 0 | 0 | 1,612 |
| 523 | Kishwaukee | 220 | 11 | 597 | 216 | 2,737 | 8 | 0 | 3,789 |
| 532 | Lake County | 482 | 42 | 818 | 893 | 7,608 | 114 | 0 | 9,957 |
| 517 | Lake Land | 21 | 16 | 533 | 109 | 4,420 | 17 | 0 | 5,116 |
| 536 | Lewis & Clark | 17 | 8 | 230 | 44 | 3,626 | 11 | 0 | 3,936 |
| 526 | Lincoln Land | 68 | 12 | 330 | 63 | 6,691 | 12 | 0 | 7,176 |
| 530 | Logan | 101 | 23 | 475 | 76 | 4,437 | 0 | 0 | 5,112 |
| 528 | McHenry | 65 | 12 | 16 | 161 | 5,006 | 32 | 0 | 5,292 |
| 524 | Moraine Valley | 161 | 23 | 400 | 437 | 7,778 | 109 | 0 | 8,908 |
| 527 | Morton | 61 | 0 | 59 | 1,788 | 1,217 | 51 | 0 | 3,176 |
| 535 | Oakton | 1,930 | 25 | 438 | 577 | 8,690 | 0 | 0 | 11,660 |
| 505 | Parkland | 406 | 29 | 884 | 223 | 5,597 | 252 | 0 | 7,391 |
| 515 | Prairie State | 48 | 19 | 1,753 | 296 | 2,166 | 12 | 951 | 5,245 |
| 521 | Rend Lake | 24 | 5 | 203 | 40 | 2,560 | 1 | 0 | 2,833 |
| 537 | Richland | 21 | 10 | 340 | 23 | 2,520 | 4 | 0 | 2,918 |
| 511 | Rock Valley | 197 | 30 | 498 | 328 | 6,360 | 7 | 0 | 7,420 |
| 518 | Sandburg | 22 | 6 | 219 | 88 | 2,224 | 5 | 0 | 2,564 |
| 506 | Sauk Valley | 25 | 8 | 49 | 127 | 1,985 | 0 | 0 | 2,194 |
| 531 | Shawnee | 11 | 5 | 169 | 14 | 1,180 | 0 | 0 | 1,379 |
| 510 | South Suburban | 60 | 20 | 2,340 | 313 | 1,997 | 12 | 0 | 4,742 |
| 533 | Southeastern | 6 | 10 | 855 | 117 | 1,591 | 2 | 0 | 2,581 |
| 522 | Southwestern* | 185 | 55 | 1,425 | 184 | 8,773 | 9 | 0 | 10,631 |
| 534 | Spoon River | 41 | 3 | 120 | 13 | 1,663 | 1 | 0 | 1,841 |
| 504 | Triton | 262 | 38 | 1,153 | 838 | 4,336 | 8 | 0 | 6,635 |
| 516 | Waubensee | 82 | 25 | 227 | 564 | 3,722 | 6 | 0 | 4,626 |
| 539 | Wood | 20 | 4 | 60 | 17 | 2,218 | 6 | 0 | 2,325 |
| | TOTALS | 10,679 | 753 | 30,700 | 16,659 | 171,913 | 849 | 1,378 | 232,931 |

*Formerly Belleville Area College

SOURCE OF DATA: Annual Enrollment & Completion Data (A1)

Illinois Community College Board
Table III-14
SUMMARY OF ANNUAL UNDUPLICATED HEADCOUNT ENROLLMENT BY ETHNIC ORIGIN
IN OCCUPATIONAL PROGRAMS - FISCAL YEAR 2001

| Dist. No. | District/College | Asian or Pacific Islander | American Indian or Alaskan | Black Non- Hispanic | Hispanic | White Non- Hispanic | Non- Resident Alien | All Other or No Indication | Total |
|--------------|------------------|---------------------------------|----------------------------------|---------------------------|----------|---------------------------|---------------------------|----------------------------------|--------------|
| 503 | Black Hawk | 25 | 14 | 209 | 173 | 2,448 | 0 | 0 | 2,869 |
| 508 | Chicago | (1,459) | (125) | (9,205) | (3,034) | (2,960) | (0) | (0) | (16,783) |
| | Daley | 43 | 14 | 640 | 965 | 588 | 0 | 0 | 2,250 |
| | Kennedy-King | 60 | 28 | 3,554 | 155 | 123 | 0 | 0 | 3,920 |
| | Malcolm X | 90 | 14 | 1,384 | 177 | 150 | 0 | 0 | 1,815 |
| | Olive-Harvey | 7 | 8 | 886 | 79 | 17 | 0 | 0 | 997 |
| | Truman | 259 | 16 | 551 | 360 | 284 | 0 | 0 | 1,470 |
| | Washington | 917 | 39 | 1,973 | 839 | 1,327 | 0 | 0 | 5,095 |
| | Wilbur Wright | 83 | 6 | 217 | 459 | 471 | 0 | 0 | 1,236 |
| 507 | Danville | 5 | 2 | 149 | 30 | 1,367 | 0 | 0 | 1,553 |
| 502 | DuPage | 1,154 | 20 | 513 | 668 | 8,436 | 1 | 255 | 11,047 |
| 509 | Elgin | 251 | 10 | 262 | 681 | 3,928 | 9 | 0 | 5,141 |
| 512 | Harper | 1,168 | 13 | 274 | 482 | 5,288 | 49 | 0 | 7,274 |
| 540 | Heartland | 29 | 8 | 83 | 13 | 688 | 0 | 0 | 821 |
| 519 | Highland | 5 | 4 | 126 | 14 | 983 | 0 | 0 | 1,132 |
| 514 | Illinois Central | 113 | 27 | 715 | 117 | 6,351 | 5 | 0 | 7,328 |
| 529 | Illinois Eastern | (27) | (28) | (171) | (127) | (12,929) | (4) | (0) | (13,286) |
| | Frontier | 1 | 0 | 0 | 0 | 627 | 0 | 0 | 628 |
| | Lincoln Trail | 3 | 1 | 82 | 24 | 515 | 0 | 0 | 625 |
| | Olney Central | 7 | 0 | 4 | 4 | 1,179 | 0 | 0 | 1,194 |
| | Wabash | 16 | 27 | 85 | 99 | 10,608 | 4 | 0 | 10,839 |
| 513 | Illinois Valley | 32 | 9 | 78 | 105 | 2,186 | 2 | 15 | 2,427 |
| 525 | Joliet | 100 | 17 | 586 | 397 | 4,904 | 8 | 0 | 6,012 |
| 520 | Kankakee | 17 | 10 | 409 | 59 | 2,011 | 1 | 0 | 2,507 |
| 501 | Kaskaskia | 13 | 8 | 164 | 31 | 2,299 | 2 | 0 | 2,517 |
| 523 | Kishwaukee | 23 | 8 | 62 | 80 | 1,215 | 1 | 0 | 1,389 |
| 532 | Lake County | 522 | 32 | 988 | 1,332 | 5,946 | 385 | 0 | 9,205 |
| 517 | Lake Land | 14 | 25 | 765 | 187 | 2,970 | 6 | 0 | 3,967 |
| 536 | Lewis & Clark | 23 | 15 | 248 | 27 | 4,895 | 10 | 0 | 5,218 |
| 526 | Lincoln Land | 28 | 4 | 177 | 28 | 3,113 | 7 | 0 | 3,357 |
| 530 | Logan | 40 | 10 | 290 | 36 | 2,765 | 0 | 0 | 3,141 |
| 528 | McHenry | 41 | 8 | 9 | 131 | 2,742 | 14 | 0 | 2,945 |
| 524 | Moraine Valley | 157 | 52 | 1,423 | 805 | 9,260 | 129 | 0 | 11,826 |
| 527 | Morton | 32 | 3 | 37 | 379 | 348 | 21 | 0 | 820 |
| 535 | Oakton | 974 | 12 | 313 | 363 | 4,017 | 0 | 0 | 5,679 |
| 505 | Parkland | 194 | 20 | 498 | 77 | 3,764 | 209 | 0 | 4,762 |
| 515 | Prairie State | 31 | 11 | 910 | 213 | 1,480 | 3 | 219 | 2,867 |
| 521 | Rend Lake | 10 | 4 | 310 | 69 | 1,928 | 2 | 0 | 2,323 |
| 537 | Richland | 14 | 10 | 298 | 17 | 1,870 | 0 | 0 | 2,209 |
| 511 | Rock Valley | 82 | 17 | 394 | 152 | 2,830 | 9 | 0 | 3,484 |
| 518 | Sandburg | 9 | 4 | 108 | 52 | 1,665 | 2 | 0 | 1,840 |
| 506 | Sauk Valley | 4 | 4 | 11 | 75 | 953 | 0 | 0 | 1,047 |
| 531 | Shawnee | 5 | 2 | 272 | 11 | 719 | 0 | 0 | 1,009 |
| 510 | South Suburban | 63 | 19 | 2,840 | 424 | 2,344 | 26 | 0 | 5,716 |
| 533 | Southeastern | 5 | 10 | 433 | 53 | 1,225 | 0 | 0 | 1,726 |
| 522 | Southwestern* | 115 | 44 | 1,354 | 146 | 7,381 | 12 | 0 | 9,052 |
| 534 | Spoon River | 4 | 0 | 15 | 3 | 631 | 0 | 0 | 653 |
| 504 | Triton | 333 | 22 | 1,499 | 1,189 | 4,494 | 5 | 0 | 7,542 |
| 516 | Waubonsee | 77 | 28 | 313 | 540 | 3,200 | 6 | 0 | 4,164 |
| 539 | Wood | <u>3</u> | <u>2</u> | <u>32</u> | <u>3</u> | <u>1,003</u> | <u>1</u> | <u>0</u> | <u>1,044</u> |
| | TOTALS | 7,201 | 661 | 26,543 | 12,323 | 129,536 | 929 | 489 | 177,682 |

*Formerly Belleville Area College

SOURCE OF DATA: Annual Enrollment & Completion Data (A1)

Illinois Community College Board
Table III-15
SUMMARY OF ANNUAL UNDUPLICATED HEADCOUNT ENROLLMENT BY ETHNIC ORIGIN
IN GENERAL STUDIES PROGRAMS FOR FISCAL YEAR 2001

| Dist. No. | District/College | Asian or Pacific Islander | American Indian or Alaskan | Black Non- Hispanic | Hispanic | White Non- Hispanic | Non- Resident Alien | All Other or No Indication | Total |
|--------------|------------------|---------------------------------|----------------------------------|---------------------------|----------|---------------------------|---------------------------|----------------------------------|--------|
| 503 | Black Hawk | 0 | 0 | 2 | 25 | 26 | 0 | 0 | 53 |
| 508 | Chicago | (12) | (10) | (151) | (30) | (37) | (0) | (0) | (240) |
| | Daley | 0 | 5 | 36 | 14 | 13 | 0 | 0 | 68 |
| | Kennedy-King | 1 | 1 | 31 | 1 | 0 | 0 | 0 | 34 |
| | Malcolm X | 0 | 0 | 26 | 0 | 0 | 0 | 0 | 26 |
| | Olive-Harvey | 0 | 0 | 11 | 0 | 0 | 0 | 0 | 11 |
| | Truman | 2 | 0 | 12 | 9 | 6 | 0 | 0 | 29 |
| | Washington | 9 | 4 | 29 | 6 | 18 | 0 | 0 | 66 |
| | Wilbur Wright | 0 | 0 | 6 | 0 | 0 | 0 | 0 | 6 |
| 507 | Danville | 0 | 0 | 0 | 0 | 0 | 0 | 0 | 0 |
| 502 | DuPage | 1,483 | 27 | 359 | 579 | 10,153 | 2 | 914 | 13,517 |
| 509 | Elgin | 0 | 0 | 0 | 0 | 0 | 0 | 0 | 0 |
| 512 | Harper | 291 | 3 | 69 | 291 | 1,122 | 11 | 0 | 1,787 |
| 540 | Heartland | 0 | 0 | 0 | 0 | 0 | 0 | 0 | 0 |
| 519 | Highland | 5 | 1 | 15 | 2 | 969 | 0 | 0 | 992 |
| 514 | Illinois Central | 1 | 0 | 10 | 4 | 252 | 0 | 0 | 267 |
| 529 | Illinois Eastern | (0) | (0) | (0) | (0) | (0) | (0) | (0) | (0) |
| | Frontier | 0 | 0 | 0 | 0 | 0 | 0 | 0 | 0 |
| | Lincoln Trail | 0 | 0 | 0 | 0 | 0 | 0 | 0 | 0 |
| | Olney Central | 0 | 0 | 0 | 0 | 0 | 0 | 0 | 0 |
| | Wabash | 0 | 0 | 0 | 0 | 0 | 0 | 0 | 0 |
| 513 | Illinois Valley | 10 | 2 | 18 | 47 | 1,202 | 1 | 15 | 1,295 |
| 525 | Joliet | 13 | 0 | 17 | 28 | 383 | 0 | 0 | 441 |
| 520 | Kankakee | 1 | 1 | 36 | 11 | 491 | 0 | 0 | 540 |
| 501 | Kaskaskia | 0 | 0 | 0 | 0 | 0 | 0 | 0 | 0 |
| 523 | Kishwaukee | 1 | 0 | 4 | 5 | 110 | 0 | 0 | 120 |
| 532 | Lake County | 60 | 2 | 75 | 100 | 606 | 9 | 0 | 852 |
| 517 | Lake Land | 0 | 0 | 0 | 0 | 0 | 0 | 0 | 0 |
| 536 | Lewis & Clark | 0 | 0 | 3 | 0 | 153 | 1 | 0 | 157 |
| 526 | Lincoln Land | 0 | 0 | 1 | 0 | 11 | 0 | 0 | 12 |
| 530 | Logan | 0 | 0 | 0 | 0 | 0 | 0 | 0 | 0 |
| 528 | McHenry | 0 | 0 | 0 | 0 | 0 | 0 | 0 | 0 |
| 524 | Moraine Valley | 0 | 0 | 0 | 0 | 0 | 0 | 0 | 0 |
| 527 | Morton | 0 | 0 | 0 | 6 | 14 | 0 | 0 | 20 |
| 535 | Oakton | 20 | 0 | 0 | 8 | 49 | 0 | 0 | 77 |
| 505 | Parkland | 0 | 0 | 0 | 0 | 0 | 0 | 0 | 0 |
| 515 | Prairie State | 0 | 0 | 0 | 1 | 1 | 0 | 1 | 3 |
| 521 | Rend Lake | 0 | 0 | 0 | 0 | 0 | 0 | 0 | 0 |
| 537 | Richland | 3 | 0 | 18 | 0 | 167 | 1 | 0 | 189 |
| 511 | Rock Valley | 0 | 0 | 0 | 0 | 1 | 0 | 0 | 1 |
| 518 | Sandburg | 0 | 0 | 0 | 0 | 4 | 0 | 0 | 4 |
| 506 | Sauk Valley | 0 | 0 | 0 | 0 | 0 | 0 | 0 | 0 |
| 531 | Shawnee | 1 | 0 | 15 | 2 | 215 | 0 | 0 | 233 |
| 510 | South Suburban | 1 | 0 | 0 | 0 | 1 | 0 | 0 | 2 |
| 533 | Southeastern | 0 | 0 | 1 | 0 | 206 | 0 | 0 | 207 |
| 522 | Southwestern* | 0 | 0 | 0 | 0 | 0 | 0 | 0 | 0 |
| 534 | Spoon River | 0 | 0 | 0 | 0 | 0 | 0 | 0 | 0 |
| 504 | Triton | 0 | 0 | 0 | 0 | 0 | 0 | 0 | 0 |
| 516 | Waubonsee | 24 | 1 | 41 | 83 | 876 | 0 | 0 | 1,025 |
| 539 | Wood | 3 | 0 | 6 | 2 | 457 | 1 | 0 | 469 |
| | TOTALS | 1,929 | 47 | 841 | 1,224 | 17,506 | 26 | 930 | 22,503 |

*Formerly Belleville Area College

SOURCE OF DATA: Annual Enrollment & Completion Data (A1)

Illinois Community College Board
Table III-16
SUMMARY OF ANNUAL UNDUPLICATED HEADCOUNT ENROLLMENT BY ETHNIC ORIGIN
IN VOCATIONAL PROGRAMS, FISCAL YEAR 2001

| Dist. No. | District/College | Asian or Pacific Islander | American Indian or Alaskan | Black Non- Hispanic | Hispanic | White Non- Hispanic | Non- Resident Alien | All Other or No Indication | Total |
|--------------|------------------|---------------------------------|----------------------------------|---------------------------|----------|---------------------------|---------------------------|----------------------------------|---------|
| 503 | Black Hawk | 29 | 9 | 268 | 283 | 1,760 | 0 | 0 | 2,349 |
| 508 | Chicago | (679) | (72) | (3,803) | (2,349) | (1,700) | (0) | (0) | (8,603) |
| | Daley | 19 | 4 | 216 | 537 | 205 | 0 | 0 | 981 |
| | Kennedy-King | 4 | 7 | 812 | 17 | 2 | 0 | 0 | 842 |
| | Malcolm X | 14 | 8 | 675 | 179 | 23 | 0 | 0 | 899 |
| | Olive-Harvey | 8 | 9 | 873 | 129 | 21 | 0 | 0 | 1,040 |
| | Truman | 212 | 9 | 319 | 432 | 311 | 0 | 0 | 1,283 |
| | Washington | 284 | 19 | 674 | 89 | 303 | 0 | 0 | 1,369 |
| | Wilbur Wright | 138 | 16 | 234 | 966 | 835 | 0 | 0 | 2,189 |
| 507 | Danville | 4 | 0 | 48 | 7 | 759 | 0 | 0 | 818 |
| 502 | DuPage | 302 | 6 | 85 | 121 | 2,892 | 2 | 63 | 3,471 |
| 509 | Elgin | 47 | 0 | 39 | 90 | 558 | 1 | 0 | 735 |
| 512 | Harper | 0 | 0 | 0 | 0 | 0 | 0 | 0 | 0 |
| 540 | Heartland | 48 | 2 | 110 | 25 | 955 | 8 | 0 | 1,148 |
| 519 | Highland | 8 | 3 | 89 | 11 | 1,821 | 1 | 0 | 1,933 |
| 514 | Illinois Central | 0 | 0 | 1 | 0 | 10 | 0 | 0 | 11 |
| 529 | Illinois Eastern | (14) | (5) | (5) | (12) | (4,774) | (0) | (0) | (4,810) |
| | Frontier | 6 | 4 | 5 | 9 | 4,222 | 0 | 0 | 4,246 |
| | Lincoln Trail | 0 | 0 | 0 | 0 | 17 | 0 | 0 | 17 |
| | Olney Central | 0 | 0 | 0 | 0 | 24 | 0 | 0 | 24 |
| | Wabash | 8 | 1 | 0 | 3 | 511 | 0 | 0 | 523 |
| 513 | Illinois Valley | 0 | 0 | 0 | 0 | 0 | 0 | 0 | 0 |
| 525 | Joliet | 5 | 0 | 14 | 4 | 53 | 0 | 0 | 76 |
| 520 | Kankakee | 7 | 1 | 86 | 23 | 1,695 | 2 | 0 | 1,814 |
| 501 | Kaskaskia | 0 | 0 | 0 | 0 | 0 | 0 | 0 | 0 |
| 523 | Kishwaukee | 0 | 0 | 0 | 1 | 13 | 0 | 0 | 14 |
| 532 | Lake County | 17 | 2 | 49 | 30 | 406 | 1 | 0 | 505 |
| 517 | Lake Land | 72 | 19 | 58 | 71 | 3,165 | 5 | 0 | 3,390 |
| 536 | Lewis & Clark | 1 | 0 | 4 | 3 | 379 | 0 | 0 | 387 |
| 526 | Lincoln Land | 15 | 3 | 78 | 37 | 4,399 | 8 | 0 | 4,540 |
| 530 | Logan | 14 | 8 | 31 | 5 | 1,861 | 0 | 0 | 1,919 |
| 528 | McHenry | 0 | 0 | 0 | 0 | 0 | 0 | 0 | 0 |
| 524 | Moraine Valley | 5 | 3 | 41 | 22 | 730 | 6 | 0 | 807 |
| 527 | Morton | 2 | 0 | 0 | 52 | 105 | 8 | 0 | 167 |
| 535 | Oakton | 370 | 7 | 143 | 109 | 7,573 | 0 | 0 | 8,202 |
| 505 | Parkland | 13 | 3 | 81 | 10 | 722 | 5 | 0 | 834 |
| 515 | Prairie State | 2 | 0 | 63 | 5 | 77 | 0 | 157 | 304 |
| 521 | Rend Lake | 33 | 13 | 73 | 149 | 3,958 | 5 | 0 | 4,231 |
| 537 | Richland | 4 | 9 | 24 | 8 | 1,155 | 0 | 0 | 1,200 |
| 511 | Rock Valley | 66 | 11 | 221 | 247 | 1,451 | 0 | 0 | 1,996 |
| 518 | Sandburg | 9 | 5 | 21 | 23 | 1,355 | 11 | 0 | 1,424 |
| 506 | Sauk Valley | 5 | 2 | 3 | 31 | 565 | 0 | 0 | 606 |
| 531 | Shawnee | 7 | 2 | 177 | 19 | 1,562 | 0 | 0 | 1,767 |
| 510 | South Suburban | 26 | 11 | 726 | 321 | 1,280 | 23 | 0 | 2,387 |
| 533 | Southeastern | 1 | 2 | 86 | 29 | 685 | 0 | 0 | 803 |
| 522 | Southwestern* | 8 | 2 | 33 | 3 | 24 | 0 | 0 | 70 |
| 534 | Spoon River | 12 | 2 | 17 | 6 | 651 | 1 | 0 | 689 |
| 504 | Triton | 120 | 5 | 342 | 440 | 11,475 | 5 | 0 | 12,387 |
| 516 | Waubonsee | 9 | 0 | 19 | 235 | 163 | 0 | 0 | 426 |
| 539 | Wood | 0 | 0 | 0 | 0 | 4 | 0 | 0 | 4 |
| | TOTALS | 1,954 | 207 | 6,838 | 4,781 | 60,735 | 92 | 220 | 74,827 |

*Formerly Belleville Area College

SOURCE OF DATA: Annual Enrollment & Completion Data (A1)

Illinois Community College Board

Table III-17

SUMMARY OF ANNUAL UNDUPLICATED HEADCOUNT ENROLLMENT BY ETHNIC ORIGIN
IN ADULT BASIC EDUCATION PROGRAMS - FISCAL YEAR 2001

| Dist. No. | District/College | Asian or Pacific Islander | American Indian or Alaskan | Black Non- Hispanic | Hispanic | White Non- Hispanic | Non- Resident Alien | All Other or No Indication | Total |
|--------------|------------------|---------------------------------|----------------------------------|---------------------------|----------|---------------------------|---------------------------|----------------------------------|----------|
| 503 | Black Hawk | 30 | 6 | 218 | 599 | 463 | 0 | 0 | 1,316 |
| 508 | Chicago | (253) | (123) | (11,270) | (4,799) | (1,131) | (0) | (0) | (17,576) |
| | Daley | 10 | 9 | 225 | 923 | 125 | 0 | 0 | 1,292 |
| | Kennedy-King | 21 | 18 | 3,308 | 185 | 48 | 0 | 0 | 3,580 |
| | Malcolm X | 52 | 43 | 4,482 | 1,346 | 232 | 0 | 0 | 6,155 |
| | Olive-Harvey | 10 | 21 | 2,377 | 250 | 26 | 0 | 0 | 2,684 |
| | Truman | 113 | 17 | 534 | 950 | 240 | 0 | 0 | 1,854 |
| | Washington | 1 | 0 | 6 | 3 | 1 | 0 | 0 | 11 |
| | Wilbur Wright | 46 | 15 | 338 | 1,142 | 459 | 0 | 0 | 2,000 |
| 507 | Danville | 1 | 0 | 111 | 20 | 146 | 0 | 0 | 278 |
| 502 | DuPage | 47 | 1 | 41 | 130 | 150 | 0 | 29 | 398 |
| 509 | Elgin | 26 | 6 | 81 | 308 | 110 | 0 | 0 | 531 |
| 512 | Harper | 69 | 0 | 7 | 53 | 87 | 1 | 0 | 217 |
| 540 | Heartland | 4 | 1 | 30 | 5 | 254 | 0 | 0 | 294 |
| 519 | Highland | 4 | 0 | 111 | 14 | 247 | 0 | 0 | 376 |
| 514 | Illinois Central | 5 | 5 | 120 | 19 | 343 | 1 | 0 | 493 |
| 529 | Illinois Eastern | (2) | (0) | (3) | (6) | (415) | (0) | (0) | (426) |
| | Frontier | 0 | 0 | 0 | 0 | 216 | 0 | 0 | 216 |
| | Lincoln Trail | 0 | 0 | 2 | 2 | 150 | 0 | 0 | 154 |
| | Olney Central | 2 | 0 | 1 | 4 | 47 | 0 | 0 | 54 |
| | Wabash | 0 | 0 | 0 | 0 | 2 | 0 | 0 | 2 |
| 513 | Illinois Valley | 6 | 0 | 2 | 43 | 117 | 0 | 3 | 171 |
| 525 | Joliet | 6 | 2 | 223 | 129 | 236 | 2 | 0 | 598 |
| 520 | Kankakee | 6 | 6 | 272 | 59 | 399 | 0 | 0 | 742 |
| 501 | Kaskaskia | 0 | 0 | 1 | 0 | 1 | 0 | 0 | 2 |
| 523 | Kishwaukee | 5 | 4 | 34 | 97 | 104 | 2 | 0 | 246 |
| 532 | Lake County | 30 | 9 | 215 | 454 | 302 | 15 | 0 | 1,025 |
| 517 | Lake Land | 1 | 1 | 2 | 4 | 174 | 2 | 0 | 184 |
| 536 | Lewis & Clark | 1 | 3 | 63 | 2 | 147 | 8 | 0 | 224 |
| 526 | Lincoln Land | 5 | 0 | 85 | 31 | 249 | 1 | 0 | 371 |
| 530 | Logan | 3 | 1 | 97 | 14 | 292 | 10 | 0 | 417 |
| 528 | McHenry | 13 | 5 | 5 | 184 | 129 | 1 | 0 | 337 |
| 524 | Moraine Valley | 5 | 4 | 102 | 73 | 207 | 27 | 0 | 418 |
| 527 | Morton | 4 | 0 | 7 | 498 | 111 | 7 | 0 | 627 |
| 535 | Oakton | 264 | 0 | 12 | 239 | 469 | 0 | 0 | 984 |
| 505 | Parkland | 45 | 3 | 225 | 146 | 163 | 95 | 0 | 677 |
| 515 | Prairie State | 2 | 4 | 353 | 63 | 95 | 1 | 85 | 603 |
| 521 | Rend Lake | 1 | 0 | 4 | 1 | 37 | 0 | 0 | 43 |
| 537 | Richland | 3 | 1 | 160 | 7 | 273 | 0 | 0 | 444 |
| 511 | Rock Valley | 23 | 6 | 117 | 121 | 302 | 0 | 0 | 569 |
| 518 | Sandburg | 0 | 0 | 1 | 0 | 41 | 0 | 0 | 42 |
| 506 | Sauk Valley | 1 | 3 | 14 | 13 | 46 | 0 | 0 | 77 |
| 531 | Shawnee | 20 | 2 | 36 | 22 | 91 | 0 | 0 | 171 |
| 510 | South Suburban | 4 | 3 | 556 | 76 | 78 | 3 | 0 | 720 |
| 533 | Southeastern | 5 | 1 | 11 | 2 | 224 | 0 | 0 | 243 |
| 522 | Southwestern* | 98 | 9 | 418 | 154 | 326 | 6 | 0 | 1,011 |
| 534 | Spoon River | 5 | 8 | 11 | 4 | 244 | 0 | 0 | 272 |
| 504 | Triton | 5 | 3 | 161 | 153 | 99 | 6 | 0 | 427 |
| 516 | Waubensee | 7 | 7 | 147 | 335 | 151 | 0 | 0 | 647 |
| 539 | Wood | 1 | 1 | 16 | 4 | 142 | 0 | 0 | 164 |
| TOTALS | | 1,010 | 228 | 15,342 | 8,881 | 8,595 | 188 | 117 | 34,361 |

*Formerly Belleville Area College

SOURCE OF DATA: Annual Enrollment & Completion Data (A1)

Illinois Community College Board

Table III-18

SUMMARY OF ANNUAL UNDUPLICATED HEADCOUNT ENROLLMENT BY ETHNIC ORIGIN
IN ADULT SECONDARY EDUCATION, FISCAL YEAR 2001

| Dist. No. | District/College | Asian or Pacific Islander | American Indian or Alaskan | Black Non- Hispanic | Hispanic | White Non- Hispanic | Non- Resident Alien | All Other or No Indication | Total |
|--------------|------------------|---------------------------------|----------------------------------|---------------------------|----------|---------------------------|---------------------------|----------------------------------|---------|
| 503 | Black Hawk | 0 | 1 | 40 | 51 | 288 | 0 | 0 | 380 |
| 508 | Chicago | (142) | (24) | (1,795) | (2,138) | (516) | (0) | (0) | (4,615) |
| | Daley | 6 | 3 | 63 | 340 | 46 | 0 | 0 | 458 |
| | Kennedy-King | 0 | 1 | 122 | 0 | 1 | 0 | 0 | 124 |
| | Malcolm X | 2 | 5 | 638 | 157 | 27 | 0 | 0 | 829 |
| | Olive-Harvey | 5 | 5 | 427 | 226 | 4 | 0 | 0 | 667 |
| | Truman | 47 | 2 | 205 | 886 | 124 | 0 | 0 | 1,264 |
| | Washington | 48 | 2 | 277 | 89 | 89 | 0 | 0 | 505 |
| | Wilbur Wright | 34 | 6 | 63 | 440 | 225 | 0 | 0 | 768 |
| 507 | Danville | 2 | 0 | 43 | 8 | 87 | 0 | 0 | 140 |
| 502 | DuPage | 63 | 11 | 102 | 392 | 477 | 0 | 69 | 1,114 |
| 509 | Elgin | 10 | 3 | 41 | 155 | 135 | 1 | 0 | 345 |
| 512 | Harper | 13 | 5 | 40 | 93 | 187 | 3 | 0 | 341 |
| 540 | Heartland | 0 | 0 | 0 | 0 | 0 | 0 | 0 | 0 |
| 519 | Highland | 0 | 0 | 16 | 7 | 256 | 0 | 0 | 279 |
| 514 | Illinois Central | 1 | 2 | 41 | 5 | 273 | 0 | 0 | 322 |
| 529 | Illinois Eastern | (0) | (0) | (2) | (1) | (271) | (0) | (0) | (274) |
| | Frontier | 0 | 0 | 2 | 1 | 145 | 0 | 0 | 148 |
| | Lincoln Trail | 0 | 0 | 0 | 0 | 0 | 0 | 0 | 0 |
| | Olney Central | 0 | 0 | 0 | 0 | 73 | 0 | 0 | 73 |
| | Wabash | 0 | 0 | 0 | 0 | 53 | 0 | 0 | 53 |
| 513 | Illinois Valley | 10 | 2 | 11 | 189 | 368 | 1 | 14 | 595 |
| 525 | Joliet | 10 | 3 | 238 | 201 | 314 | 5 | 0 | 771 |
| 520 | Kankakee | 0 | 2 | 51 | 20 | 241 | 0 | 0 | 314 |
| 501 | Kaskaskia | 11 | 4 | 38 | 14 | 482 | 0 | 0 | 549 |
| 523 | Kishwaukee | 3 | 1 | 18 | 80 | 191 | 0 | 0 | 293 |
| 532 | Lake County | 8 | 2 | 82 | 86 | 91 | 12 | 0 | 281 |
| 517 | Lake Land | 1 | 3 | 1 | 2 | 251 | 2 | 0 | 260 |
| 536 | Lewis & Clark | 2 | 2 | 50 | 9 | 325 | 0 | 0 | 388 |
| 526 | Lincoln Land | 3 | 0 | 21 | 20 | 343 | 0 | 0 | 387 |
| 530 | Logan | 2 | 2 | 55 | 8 | 465 | 4 | 0 | 536 |
| 528 | McHenry | 3 | 6 | 21 | 89 | 326 | 0 | 0 | 445 |
| 524 | Moraine Valley | 15 | 4 | 113 | 178 | 839 | 131 | 0 | 1,280 |
| 527 | Morton | 1 | 0 | 1 | 13 | 4 | 0 | 0 | 19 |
| 535 | Oakton | 20 | 2 | 17 | 66 | 243 | 0 | 0 | 348 |
| 505 | Parkland | 6 | 2 | 232 | 22 | 264 | 1 | 0 | 527 |
| 515 | Prairie State | 1 | 0 | 210 | 61 | 107 | 0 | 57 | 436 |
| 521 | Rend Lake | 3 | 1 | 33 | 13 | 335 | 0 | 0 | 385 |
| 537 | Richland | 21 | 0 | 3 | 34 | 16 | 0 | 0 | 74 |
| 511 | Rock Valley | 0 | 4 | 43 | 38 | 166 | 0 | 0 | 251 |
| 518 | Sandburg | 2 | 3 | 39 | 13 | 319 | 0 | 0 | 376 |
| 506 | Sauk Valley | 0 | 1 | 6 | 10 | 77 | 0 | 0 | 94 |
| 531 | Shawnee | 21 | 1 | 56 | 44 | 244 | 0 | 0 | 366 |
| 510 | South Suburban | 1 | 3 | 508 | 67 | 134 | 2 | 0 | 715 |
| 533 | Southeastern | 0 | 1 | 4 | 1 | 108 | 0 | 0 | 114 |
| 522 | Southwestern* | 16 | 14 | 593 | 48 | 820 | 0 | 0 | 1,491 |
| 534 | Spoon River | 0 | 2 | 4 | 0 | 209 | 0 | 0 | 215 |
| 504 | Triton | 13 | 6 | 201 | 325 | 394 | 5 | 0 | 944 |
| 516 | Waubonsee | 4 | 0 | 88 | 316 | 682 | 0 | 0 | 1,090 |
| 539 | Wood | 8 | 3 | 13 | 3 | 170 | 0 | 0 | 197 |
| | TOTALS | 416 | 120 | 4,870 | 4,820 | 11,018 | 167 | 140 | 21,551 |

*Formerly Belleville Area College

SOURCE OF DATA: Annual Enrollment & Completion Data (A1)

Illinois Community College Board

Table III-19

SUMMARY OF ANNUAL UNDUPLICATED HEADCOUNT ENROLLMENT BY ETHNIC ORIGIN
IN ENGLISH AS A SECOND LANGUAGE PROGRAMS, FISCAL YEAR 2001

| Dist. No. | District/College | Asian or Pacific Islander | American Indian or Alaskan | Black Non- Hispanic | Hispanic | White Non- Hispanic | Non- Resident Alien | All Other or No Indication | Total |
|--------------|------------------|---------------------------------|----------------------------------|---------------------------|----------|---------------------------|---------------------------|----------------------------------|----------|
| 503 | Black Hawk | 0 | 0 | 0 | 0 | 0 | 0 | 0 | 0 |
| 508 | Chicago | (2,915) | (46) | (562) | (25,023) | (7,877) | (0) | (0) | (36,423) |
| | Daley | 58 | 7 | 26 | 4,038 | 799 | 0 | 0 | 4,928 |
| | Kennedy-King | 173 | 2 | 47 | 896 | 42 | 0 | 0 | 1,160 |
| | Malcolm X | 775 | 6 | 62 | 3,336 | 628 | 0 | 0 | 4,807 |
| | Olive-Harvey | 14 | 0 | 64 | 1,115 | 30 | 0 | 0 | 1,223 |
| | Truman | 1,767 | 23 | 335 | 11,819 | 4,178 | 0 | 0 | 18,122 |
| | Washington | 30 | 0 | 18 | 15 | 10 | 0 | 0 | 73 |
| | Wilbur Wright | 98 | 8 | 10 | 3,804 | 2,190 | 0 | 0 | 6,110 |
| 507 | Danville | 5 | 0 | 1 | 35 | 14 | 0 | 0 | 55 |
| 502 | DuPage | 986 | 22 | 76 | 2,953 | 1,154 | 0 | 356 | 5,547 |
| 509 | Elgin | 122 | 5 | 19 | 4,083 | 225 | 5 | 0 | 4,459 |
| 512 | Harper | 482 | 7 | 56 | 2,556 | 726 | 3 | 0 | 3,830 |
| 540 | Heartland | 10 | 0 | 2 | 8 | 10 | 2 | 0 | 32 |
| 519 | Highland | 12 | 0 | 2 | 155 | 24 | 0 | 0 | 193 |
| 514 | Illinois Central | 22 | 0 | 6 | 11 | 36 | 9 | 0 | 84 |
| 529 | Illinois Eastern | (33) | (0) | (0) | (3) | (5) | (0) | (0) | (41) |
| | Frontier | 21 | 0 | 0 | 1 | 2 | 0 | 0 | 24 |
| | Lincoln Trail | 0 | 0 | 0 | 0 | 0 | 0 | 0 | 0 |
| | Olney Central | 0 | 0 | 0 | 1 | 0 | 0 | 0 | 1 |
| | Wabash | 12 | 0 | 0 | 1 | 3 | 0 | 0 | 16 |
| 513 | Illinois Valley | 6 | 0 | 1 | 60 | 26 | 0 | 3 | 96 |
| 525 | Joliet | 36 | 0 | 44 | 1,146 | 121 | 7 | 0 | 1,354 |
| 520 | Kankakee | 9 | 0 | 1 | 324 | 61 | 0 | 0 | 395 |
| 501 | Kaskaskia | 0 | 0 | 0 | 0 | 1 | 0 | 0 | 1 |
| 523 | Kishwaukee | 46 | 1 | 14 | 603 | 20 | 0 | 0 | 684 |
| 532 | Lake County | 130 | 1 | 15 | 1,983 | 303 | 619 | 0 | 3,051 |
| 517 | Lake Land | 4 | 0 | 0 | 9 | 13 | 4 | 0 | 30 |
| 536 | Lewis & Clark | 1 | 0 | 0 | 0 | 1 | 29 | 0 | 31 |
| 526 | Lincoln Land | 73 | 1 | 1 | 242 | 23 | 31 | 0 | 371 |
| 530 | Logan | 0 | 1 | 0 | 3 | 2 | 2 | 0 | 8 |
| 528 | McHenry | 51 | 0 | 2 | 2,033 | 173 | 4 | 0 | 2,263 |
| 524 | Moraine Valley | 61 | 0 | 5 | 256 | 659 | 1,003 | 0 | 1,984 |
| 527 | Morton | 16 | 0 | 2 | 1,940 | 261 | 33 | 0 | 2,252 |
| 535 | Oakton | 464 | 0 | 4 | 661 | 1,395 | 0 | 0 | 2,524 |
| 505 | Parkland | 18 | 0 | 2 | 12 | 9 | 67 | 0 | 108 |
| 515 | Prairie State | 42 | 0 | 8 | 719 | 33 | 1 | 110 | 913 |
| 521 | Rend Lake | 4 | 0 | 0 | 2 | 0 | 0 | 0 | 6 |
| 537 | Richland | 0 | 0 | 0 | 0 | 0 | 0 | 0 | 0 |
| 511 | Rock Valley | 29 | 1 | 7 | 298 | 161 | 0 | 0 | 496 |
| 518 | Sandburg | 3 | 0 | 0 | 16 | 6 | 0 | 0 | 25 |
| 506 | Sauk Valley | 6 | 1 | 3 | 21 | 9 | 0 | 0 | 40 |
| 531 | Shawnee | 3 | 0 | 2 | 9 | 2 | 0 | 0 | 16 |
| 510 | South Suburban | 22 | 1 | 13 | 928 | 49 | 12 | 0 | 1,025 |
| 533 | Southeastern | 0 | 0 | 0 | 0 | 0 | 0 | 0 | 0 |
| 522 | Southwestern* | 0 | 0 | 0 | 0 | 0 | 0 | 0 | 0 |
| 534 | Spoon River | 22 | 0 | 0 | 5 | 0 | 1 | 0 | 28 |
| 504 | Triton | 48 | 3 | 27 | 2,405 | 1,151 | 16 | 0 | 3,650 |
| 516 | Waubonsee | 44 | 5 | 21 | 3,479 | 225 | 0 | 0 | 3,774 |
| 539 | Wood | 14 | 0 | 1 | 14 | 6 | 6 | 0 | 41 |
| | TOTALS | 5,739 | 95 | 897 | 51,995 | 14,781 | 1,854 | 469 | 75,830 |

*Formerly Belleville Area College

SOURCE OF DATA: Annual Enrollment & Completion Data (A1)

Section IV

FINANCIAL DATA

Presented in this section are financial data on audited revenues and expenditures, chargeback computations, local tax rates, tuition and fees, and state aid grants.

Tables IV-1 through IV-3 give historical data for annual enrollments, ICCB grants to colleges, and net instructional unit costs.

Table IV-4 shows the fiscal year 2001 reimbursable credit hours for funded instructional categories and the total reimbursable credit hours for each community college district. Reimbursable credit hours are those hours which qualify for state funding.

Tables IV-5 and IV-6 list the state grants received by each community college district during fiscal year 2001 and fiscal year 2002 for each category of grants.

Table IV-7 shows the per capita costs per credit hour, the chargeback rate, and tuition and fee rates for each community college district. Colleges are limited by law to a tuition rate that does not exceed one-third of their per capita costs.

Table IV-8 lists the total 2000 operating tax extensions and the corporate personal property replacement tax paid to each community college district in 2001.

Table IV-9 itemizes each college's 2000 tax levy rates for the Education Fund; Operations and Maintenance Fund; Bond and Interest Fund; Liability, Protection, and Settlement Fund; Audit Fund; and Other Funds.

Table IV-10 details the fiscal year 2001 net instructional unit cost for funded instructional categories for each community college district.

Tables IV-11 through IV-13 show operating revenues by source and operating expenditures by object and function for the Education and Operation and Maintenance Funds as reported in the districts' fiscal year 2001 external audits.

Tables IV-14 through IV-15 present total current funds revenues by source of funds and expenditures by function for each public community college district as reported in the districts' fiscal year 2001 external audit.

Table IV-16 provides data on energy costs for each college for fiscal year 2001.

ANNUAL FTE STUDENTS*

FISCAL YEAR 1991 THROUGH FISCAL YEAR 2001

| Dist. No. | District/College | Annual | Annual | Annual | Annual | Annual | Annual | Annual | Annual | Annual | Annual | Annual | Annual | Annual | Annual | Annual | Annual |
|-----------|------------------|---------|---------|---------|---------|---------|---------|---------|---------|---------|---------|---------|--------|--------|--------|--------|--------|
| | | FY 1991 | FY 1992 | FY 1993 | FY 1994 | FY 1995 | FY 1996 | FY 1997 | FY 1998 | FY 1999 | FY 2000 | FY 2001 | FTE | FTE | FTE | FTE | FTE |
| 503 | Black Hawk | 4,906 | 5,110 | 5,034 | 5,194 | 4,969 | 5,080 | 5,110 | 4,951 | 4,847 | 4,667 | 4,647 | | | | | |
| 508 | Chicago | 56,147 | 58,754 | 55,902 | 52,403 | 47,708 | 45,887 | 45,748 | 45,180 | 44,087 | 40,789 | 40,818 | | | | | |
| 507 | Danville | 2,085 | 2,182 | 2,249 | 1,937 | 1,736 | 1,665 | 1,629 | 1,629 | 1,543 | 1,473 | 1,442 | | | | | |
| 502 | DuPage | 13,424 | 14,019 | 14,395 | 14,024 | 13,890 | 13,836 | 13,702 | 13,748 | 13,867 | 14,229 | 14,301 | | | | | |
| 509 | Elgin | 4,168 | 4,465 | 4,798 | 4,688 | 4,585 | 4,628 | 4,678 | 4,754 | 4,869 | 4,885 | 5,135 | | | | | |
| 512 | Harper | 7,847 | 8,218 | 8,183 | 7,970 | 7,641 | 7,413 | 7,540 | 7,707 | 7,704 | 7,807 | 7,448 | | | | | |
| 540 | Heartland | — | — | — | — | 1,378 | 1,603 | 1,743 | 1,831 | 1,938 | 2,202 | 2,255 | | | | | |
| 519 | Highland | 1,790 | 1,823 | 1,826 | 1,796 | 1,707 | 1,563 | 1,546 | 1,560 | 1,509 | 1,641 | 1,700 | | | | | |
| 514 | Illinois Central | 6,347 | 6,668 | 6,423 | 6,319 | 6,144 | 6,231 | 6,275 | 6,422 | 6,430 | 6,328 | 6,238 | | | | | |
| 529 | Illinois Eastern | 4,567 | 4,818 | 4,691 | 4,423 | 4,452 | 4,404 | 4,603 | 4,733 | 4,615 | 4,566 | 4,689 | | | | | |
| 513 | Illinois Valley | 2,605 | 2,634 | 2,617 | 2,572 | 2,468 | 2,348 | 2,423 | 2,378 | 2,440 | 2,547 | 2,551 | | | | | |
| 525 | Joliet | 5,512 | 5,621 | 5,827 | 5,578 | 5,534 | 5,709 | 5,811 | 5,965 | 5,987 | 6,202 | 6,231 | | | | | |
| 520 | Kankakee | 2,661 | 2,871 | 3,037 | 2,829 | 2,917 | 3,070 | 2,936 | 2,861 | 2,651 | 2,696 | 2,567 | | | | | |
| 501 | Kaskaskia | 2,398 | 2,541 | 2,602 | 2,520 | 2,476 | 2,354 | 2,251 | 2,204 | 2,270 | 2,184 | 2,124 | | | | | |
| 523 | Kishwaukee | 1,795 | 1,952 | 1,881 | 1,838 | 1,856 | 1,912 | 1,749 | 1,878 | 1,868 | 2,134 | 2,187 | | | | | |
| 532 | Lake County | 5,733 | 5,865 | 6,032 | 5,870 | 5,807 | 5,887 | 5,942 | 6,089 | 6,010 | 6,218 | 6,218 | | | | | |
| 517 | Lake Land | 2,992 | 3,217 | 3,231 | 3,276 | 3,141 | 3,283 | 3,389 | 3,738 | 3,988 | 4,419 | 4,601 | | | | | |
| 536 | Lewis & Clark | 2,985 | 3,109 | 3,069 | 2,852 | 2,719 | 2,797 | 2,864 | 2,918 | 2,987 | 3,032 | 3,054 | | | | | |
| 526 | Lincoln Land | 4,102 | 4,346 | 4,467 | 4,335 | 4,565 | 4,584 | 4,622 | 4,313 | 4,189 | 4,357 | 4,196 | | | | | |
| 530 | Logan | 3,271 | 3,383 | 3,460 | 3,379 | 3,580 | 3,622 | 3,555 | 3,664 | 3,612 | 3,824 | 3,899 | | | | | |
| 528 | McHenry | 1,949 | 2,267 | 2,449 | 2,499 | 2,531 | 2,716 | 2,707 | 2,789 | 2,778 | 2,948 | 3,026 | | | | | |
| 541 | Metropolitan | — | — | — | — | 802 | 613 | 625 | 688 | — | — | — | | | | | |
| 524 | Moraine Valley | 7,776 | 8,123 | 8,084 | 7,406 | 7,140 | 7,040 | 7,058 | 7,187 | 7,341 | 7,546 | 7,808 | | | | | |
| 527 | Morton | 1,869 | 1,993 | 1,923 | 1,845 | 1,807 | 1,762 | 1,955 | 2,080 | 2,068 | 2,083 | 2,194 | | | | | |
| 535 | Oakton | 5,960 | 6,146 | 6,327 | 6,289 | 6,031 | 6,367 | 6,070 | 5,872 | 5,855 | 6,567 | 7,000 | | | | | |
| 505 | Parkland | 4,905 | 5,675 | 5,477 | 5,139 | 4,955 | 4,881 | 4,752 | 4,807 | 4,786 | 4,850 | 4,860 | | | | | |
| 515 | Prairie State | 2,851 | 3,042 | 3,029 | 2,840 | 2,718 | 2,746 | 2,809 | 2,851 | 2,865 | 2,726 | 2,703 | | | | | |
| 521 | Rend Lake | 2,180 | 2,266 | 2,138 | 2,219 | 2,335 | 2,301 | 2,296 | 2,238 | 2,174 | 2,321 | 2,310 | | | | | |
| 537 | Richland | 1,963 | 2,167 | 2,220 | 2,064 | 1,869 | 1,775 | 1,782 | 1,829 | 1,855 | 1,771 | 1,880 | | | | | |
| 511 | Rock Valley | 4,117 | 4,316 | 4,321 | 4,369 | 4,170 | 4,141 | 4,072 | 4,082 | 4,248 | 4,349 | 4,329 | | | | | |
| 518 | Sandburg | 1,684 | 1,800 | 1,794 | 1,636 | 1,729 | 1,825 | 1,852 | 1,847 | 1,926 | 1,883 | 1,984 | | | | | |
| 506 | Sauk Valley | 1,792 | 1,873 | 1,744 | 1,567 | 1,503 | 1,487 | 1,486 | 1,454 | 1,396 | 1,435 | 1,423 | | | | | |
| 531 | Shawnee | 1,099 | 1,364 | 1,396 | 1,400 | 1,357 | 1,357 | 1,282 | 1,296 | 1,314 | 1,359 | 1,387 | | | | | |
| 510 | South Suburban | 4,204 | 4,759 | 5,106 | 4,984 | 4,574 | 4,437 | 4,168 | 4,187 | 4,099 | 4,021 | 3,938 | | | | | |
| 533 | Southeastern | 2,348 | 2,320 | 2,245 | 2,300 | 2,277 | 2,147 | 2,025 | 1,960 | 1,890 | 1,971 | 1,903 | | | | | |
| 522 | Southwestern | 6,691 | 7,378 | 7,782 | 7,393 | 7,056 | 6,991 | 6,870 | 6,819 | 6,852 | 7,061 | 7,078 | | | | | |
| 534 | Spoon River | 1,283 | 1,382 | 1,457 | 1,274 | 1,187 | 1,204 | 1,206 | 1,132 | 1,085 | 1,083 | 1,075 | | | | | |
| 504 | Triton | 8,391 | 8,266 | 8,236 | 7,489 | 7,646 | 8,154 | 8,349 | 8,387 | 8,165 | 8,242 | 7,866 | | | | | |
| 516 | Waubensee | 3,007 | 3,104 | 3,267 | 3,363 | 3,376 | 3,437 | 3,582 | 3,695 | 3,652 | 3,910 | 4,171 | | | | | |
| 539 | Wood | 1,490 | 1,522 | 1,386 | 1,261 | 1,173 | 1,187 | 1,204 | 1,272 | 1,378 | 1,380 | 1,355 | | | | | |
| TOTALS | | 200,894 | 211,359 | 210,105 | 201,140 | 195,505 | 194,444 | 194,266 | 194,995 | 193,138 | 193,706 | 194,591 | | | | | |

*Calculated from annual reimbursable credit hours
SOURCE OF DATA: ICCB Credit Hour Claims

TOTAL ICCB GRANTS PAID TO COMMUNITY COLLEGES
FISCAL YEAR 1995 THROUGH FISCAL YEAR 2002

| Dist. No. | District/College | FY 1995 | FY 1996 | FY 1997 | FY 1998 | FY 1999 | FY 2000 | FY 2001 | FY 2002** |
|-----------|---------------------|---------------|---------------|---------------|---------------|---------------|---------------|---------------|---------------|
| | | Total Grants | Total Grants | Total Grants | Total Grants | Total Grants | Total Grants | Total Grants | Total Grants |
| 503 | Black Hawk | \$7,560,329 | \$8,374,803 | \$8,821,192 | \$9,496,762 | \$10,286,682 | \$10,592,488 | \$10,956,699 | \$10,841,000 |
| 508 | Chicago | 55,307,152 | 55,004,449 | 54,867,655 | 54,437,927 | 54,930,479 | 58,039,108 | 62,874,697 | 57,889,973 |
| 507 | Danville | 3,491,144 | 3,624,427 | 3,813,564 | 3,754,788 | 3,830,962 | 3,909,977 | 3,995,380 | 4,005,346 |
| 502 | DuPage | 12,627,767 | 13,179,428 | 13,790,384 | 14,154,326 | 15,081,253 | 15,367,425 | 16,078,969 | 17,508,396 |
| 509 | Elgin | 4,201,372 | 4,307,067 | 4,691,917 | 4,903,069 | 5,335,270 | 5,503,769 | 5,930,457 | 6,175,639 |
| 512 | Harper | 6,865,061 | 7,387,696 | 7,560,636 | 7,718,768 | 8,139,624 | 8,529,907 | 9,053,173 | 9,763,067 |
| 540 | Heartland* | — | — | 1,682,175 | 1,978,600 | 2,268,286 | 2,438,957 | 2,618,582 | 3,083,831 |
| 519 | Highland | 2,584,034 | 2,783,363 | 3,088,573 | 3,085,376 | 3,024,912 | 2,959,993 | 2,985,307 | 3,479,270 |
| 514 | Illinois Central | 7,776,102 | 8,299,320 | 8,550,807 | 8,990,741 | 10,040,722 | 10,854,967 | 11,231,350 | 11,726,052 |
| 529 | Illinois Eastern | 8,289,703 | 8,645,907 | 9,407,968 | 10,115,803 | 11,405,568 | 12,196,760 | 12,532,955 | 13,110,993 |
| 513 | Illinois Valley | 2,473,722 | 2,645,841 | 2,923,061 | 3,033,110 | 3,238,587 | 3,209,296 | 3,357,281 | 3,975,780 |
| 525 | Joliet | 5,115,972 | 5,325,738 | 5,720,266 | 6,105,851 | 6,637,669 | 6,927,496 | 7,361,710 | 8,074,177 |
| 520 | Kankakee | 4,927,588 | 4,791,921 | 5,315,643 | 5,948,450 | 6,159,953 | 6,493,676 | 6,534,584 | 6,451,089 |
| 501 | Kaskaskia | 4,331,001 | 4,650,210 | 5,090,772 | 5,331,459 | 5,498,425 | 5,483,053 | 5,738,996 | 5,831,317 |
| 523 | Kishwaukee | 2,494,373 | 2,654,823 | 2,978,101 | 3,105,796 | 3,112,985 | 2,995,167 | 2,928,704 | 3,717,334 |
| 532 | Lake County | 5,266,182 | 5,571,405 | 5,903,991 | 6,081,848 | 6,577,240 | 6,978,762 | 7,287,919 | 8,023,518 |
| 517 | Lake Land | 4,591,794 | 4,923,519 | 5,259,389 | 5,791,824 | 6,550,682 | 7,257,282 | 8,055,028 | 9,136,767 |
| 536 | Lewis & Clark | 3,529,624 | 3,780,402 | 4,039,454 | 4,297,924 | 5,010,532 | 5,590,251 | 6,128,283 | 6,466,321 |
| 526 | Lincoln Land | 4,051,525 | 4,286,015 | 4,818,344 | 5,160,656 | 5,640,488 | 5,599,215 | 5,691,238 | 6,531,235 |
| 530 | Logan | 6,784,207 | 7,260,943 | 8,510,363 | 9,447,213 | 10,018,663 | 10,665,371 | 10,958,761 | 11,967,811 |
| 528 | McHenry | 2,147,914 | 2,361,952 | 2,596,410 | 2,849,976 | 3,119,537 | 3,283,394 | 3,463,937 | 3,839,615 |
| 541 | Metropolitan* | — | — | 2,324,857 | 2,144,312 | 1,819,657 | — | — | — |
| 524 | Metropolitan Valley | 7,327,879 | 7,570,684 | 7,536,024 | 7,535,553 | 7,960,135 | 8,313,261 | 9,124,584 | 9,900,272 |
| 527 | Morton | 1,833,487 | 1,908,350 | 2,163,780 | 2,242,755 | 2,671,800 | 3,232,592 | 3,363,402 | 3,584,523 |
| 535 | Oakton | 5,291,025 | 5,696,547 | 6,005,266 | 6,464,993 | 6,610,315 | 6,761,137 | 7,001,025 | 7,932,165 |
| 505 | Parkland | 6,138,854 | 6,644,624 | 6,661,421 | 6,628,947 | 6,719,915 | 6,806,468 | 7,072,008 | 7,764,979 |
| 515 | Prairie State | 2,763,692 | 2,944,497 | 3,135,988 | 3,415,543 | 3,771,699 | 4,066,541 | 4,724,539 | 4,812,734 |
| 521 | Rend Lake | 4,108,903 | 4,358,233 | 4,994,048 | 5,428,696 | 5,889,394 | 6,108,097 | 6,254,887 | 6,536,163 |
| 537 | Richland | 1,943,716 | 2,046,188 | 2,288,960 | 2,293,923 | 2,377,645 | 2,504,328 | 2,588,343 | 2,807,377 |
| 511 | Rock Valley | 3,847,896 | 4,187,882 | 4,464,383 | 4,604,212 | 4,844,598 | 4,924,019 | 5,297,127 | 5,738,605 |
| 518 | Sandburg | 2,233,779 | 2,288,356 | 2,671,293 | 3,173,508 | 3,540,614 | 3,706,811 | 4,031,046 | 4,134,971 |
| 506 | Sauk Valley | 2,327,003 | 2,389,055 | 2,540,632 | 2,549,889 | 2,741,392 | 2,742,959 | 2,750,634 | 3,008,603 |
| 531 | Shawnee | 2,690,240 | 2,913,163 | 3,281,289 | 3,533,128 | 3,713,847 | 3,861,133 | 4,139,153 | 4,422,254 |
| 510 | South Suburban | 6,173,345 | 6,290,196 | 7,099,445 | 7,341,227 | 7,063,308 | 7,219,551 | 7,701,511 | 7,994,902 |
| 533 | Southwestern | 4,178,918 | 4,591,564 | 5,034,661 | 5,355,455 | 5,550,454 | 5,608,479 | 5,669,904 | 5,995,064 |
| 522 | Southwestern | 11,588,232 | 11,944,222 | 12,919,931 | 13,197,001 | 13,693,129 | 14,124,118 | 14,892,427 | 16,595,293 |
| 534 | Spoon River | 1,796,487 | 1,786,143 | 2,014,395 | 2,060,291 | 2,327,767 | 2,343,414 | 2,372,720 | 2,454,631 |
| 504 | Triton | 7,768,211 | 7,943,413 | 8,234,878 | 8,959,950 | 9,657,662 | 9,851,901 | 10,159,553 | 10,727,634 |
| 516 | Waubonsee | 2,824,993 | 3,045,086 | 3,389,490 | 3,523,213 | 3,967,555 | 4,162,664 | 4,288,726 | 4,658,485 |
| 539 | Wood | 1,951,200 | 1,950,158 | 2,112,359 | 2,144,771 | 2,333,865 | 2,635,984 | 3,064,003 | 3,207,373 |
| TOTALS | | \$231,204,426 | \$240,357,589 | \$258,303,762 | \$268,387,634 | \$283,163,271 | \$293,849,771 | \$310,259,602 | \$323,874,561 |

*Heartland and Metropolitan were included in the system funding formula in fiscal year 1997 for the first time.

**Includes reductions for FY2002 due to 11/16/01 budget rescission

SOURCE OF DATA: ICCB Records

BEST COPY AVAILABLE

Illinois Community College Board
Table IV-3
NET INSTRUCTIONAL UNIT COST IN ILLINOIS PUBLIC COMMUNITY COLLEGES
SINCE FISCAL YEAR 1995

| Dist. | No. | District/College | FY 1995 | FY 1996 | FY 1997 | FY 1998 | FY 1999 | FY2000 | FY2001 |
|-------|-----|------------------|---------------|---------------|---------------|---------------|---------------|---------------|---------------|
| 503 | | Black Hawk | \$159.55 | \$162.45 | \$180.41 | \$179.48 | \$179.31 | \$197.13 | \$200.47 |
| 508 | | Chicago | 135.91 | 154.72 | 141.25 | 155.09 | 159.42 | 170.72 | 172.37 |
| | | Daley | 152.58 | 141.92 | 133.84 | 149.84 | 155.05 | 153.92 | 154.61 |
| | | Kennedy-King | 163.16 | 211.20 | 162.10 | 175.74 | 266.79 | 286.56 | 274.88 |
| | | Malcolm X | 119.67 | 135.27 | 132.22 | 143.89 | 125.79 | 139.78 | 136.50 |
| | | Olive-Harvey | 149.32 | 166.70 | 146.31 | 162.80 | 171.44 | 215.69 | 237.30 |
| | | Truman | 122.03 | 133.25 | 127.81 | 142.81 | 117.95 | 128.40 | 130.85 |
| | | Washington | 136.57 | 177.07 | 169.11 | 184.83 | 201.48 | 209.48 | 232.45 |
| | | Wright | 136.03 | 156.83 | 142.63 | 153.82 | 160.33 | 154.15 | 156.23 |
| 507 | | Danville | 170.47 | 185.04 | 212.85 | 205.33 | 234.24 | 248.87 | 255.33 |
| 502 | | DuPage | 143.55 | 148.46 | 158.06 | 165.18 | 172.90 | 178.61 | 186.89 |
| 509 | | Elgin | 161.87 | 158.84 | 180.29 | 196.61 | 196.59 | DNS | 222.12 |
| 512 | | Harper | 160.70 | 220.69 | 219.30 | 222.30 | 223.39 | 230.16 | 254.16 |
| 540 | | Heartland | 154.98 | 169.44 | 161.72 | 177.35 | 198.02 | 207.32 | 206.45 |
| 519 | | Highland | 158.04 | 181.66 | 174.56 | 182.94 | 193.56 | 202.83 | 196.17 |
| 514 | | Illinois Central | 149.11 | 143.51 | 168.50 | 173.41 | 187.30 | NA | 206.64 |
| 529 | | Illinois Eastern | 98.04 | 105.67 | 119.84 | 131.55 | 130.34 | 136.65 | 143.75 |
| | | Frontier | 75.50 | 90.48 | 104.35 | 132.72 | 125.16 | 134.12 | 140.50 |
| | | Lincoln Trail | 117.53 | 124.89 | 128.78 | 137.16 | 137.96 | 149.85 | 157.42 |
| | | Olney Central | 117.30 | 128.29 | 164.24 | 173.51 | 165.03 | 165.5 | 168.17 |
| | | Wabash Valley | 87.29 | 90.06 | 97.63 | 103.83 | 107.61 | 112.29 | 120.65 |
| 513 | | Illinois Valley | 139.88 | 155.35 | 166.47 | 173.10 | 170.82 | 192.09 | 227.59 |
| 525 | | Joliet | 178.19 | 194.66 | 200.64 | 187.89 | 210.54 | 202.67 | 205.02 |
| 520 | | Kankakee | 104.19 | 104.92 | 116.97 | 130.35 | 146.59 | 182.36 | 177.68 |
| 501 | | Kaskaskia | 131.50 | 136.10 | 141.28 | 158.26 | 148.06 | 167.72 | 191.35 |
| 523 | | Kishwaukee | 150.88 | 153.25 | 179.45 | 187.33 | 197.46 | 199.22 | 192.23 |
| 532 | | Lake County | 187.18 | 195.85 | 208.81 | 218.88 | 223.72 | 246.33 | 263.01 |
| 517 | | Lake Land | 133.67 | 132.56 | 133.36 | 146.42 | 130.98 | 132.46 | 153.08 |
| 536 | | Lewis & Clark | 143.38 | 141.78 | 175.99 | 166.74 | 164.33 | 174.19 | 175.11 |
| 526 | | Lincoln Land | 142.43 | 154.95 | 164.06 | 185.49 | 201.05 | 213.32 | 208.16 |
| 530 | | Logan | 127.47 | 143.69 | 155.85 | 162.96 | 170.63 | 186.49 | 185.17 |
| 528 | | McHenry | 149.23 | 154.38 | 167.93 | 182.46 | 205.61 | 204.88 | 233.32 |
| 541 | | Metropolitan/SCC | 155.79 | 155.79 | 132.49 | DNS | --- | --- | --- |
| 524 | | Moraine Valley | 164.54 | 174.17 | 175.85 | 174.53 | 181.27 | 191.35 | 174.56 |
| 527 | | Morton | 153.54 | 163.19 | 160.21 | 155.32 | 162.72 | 171.09 | 173.10 |
| 535 | | Oakton | 150.05 | 150.86 | 167.50 | 182.14 | 189.92 | 188.36 | 187.14 |
| 505 | | Parkland | 169.00 | 176.44 | 185.40 | 194.42 | 199.19 | 210.59 | 226.19 |
| 515 | | Prairie State | 156.65 | 160.24 | 181.06 | 173.38 | 184.44 | 225.05 | 199.62 |
| 521 | | Rend Lake | 132.82 | 132.50 | 155.95 | 173.11 | 172.77 | 154.2 | 192.12 |
| 537 | | Richland | 158.23 | 175.79 | 198.99 | 204.66 | 216.32 | 244.02 | 245.36 |
| 511 | | Rock Valley | 162.88 | 172.64 | 177.83 | 192.84 | 186.49 | 168.01 | 198.22 |
| 518 | | Sandburg | 163.17 | 163.17 | 207.27 | 197.19 | 183.69 | 221.03 | 209.89 |
| 506 | | Sauk Valley | 164.82 | 200.45 | 196.54 | 205.32 | 212.93 | 216.96 | 245.45 |
| 531 | | Shawnee | 161.85 | 170.32 | 170.53 | 152.54 | 167.06 | 173.81 | 186.49 |
| 510 | | South Suburban | 162.52 | 164.81 | 159.48 | 155.30 | 185.56 | 212.15 | 219.36 |
| 533 | | Southeastern | 138.40 | 143.79 | 153.76 | 175.53 | 179.42 | 183 | 197.42 |
| 522 | | Southwestern | 125.33 | 133.82 | 139.94 | 149.28 | 153.89 | 177.84 | 182.83 |
| 534 | | Spoon River | 127.63 | 156.13 | 171.04 | 190.94 | 203.47 | 221.1 | 223.65 |
| 504 | | Triton | 158.98 | 154.35 | 152.84 | 163.92 | 178.15 | 165.92 | 167.32 |
| 516 | | Waubensee | 162.14 | 185.91 | 184.00 | 190.39 | 198.17 | 194.92 | 187.56 |
| 539 | | Wood | <u>176.48</u> | <u>182.77</u> | <u>184.54</u> | <u>172.34</u> | <u>162.91</u> | <u>196.51</u> | <u>226.63</u> |
| | | STATE AVERAGES | \$147.68 | \$158.95 | \$163.40 | \$171.76 | \$178.33 | \$187.34 | \$194.25 |

DNS = Data Not Submitted

SOURCE OF DATA: Unit Cost Reports

Illinois Community College Board
Table IV-4
FISCAL YEAR 2001 TOTAL REIMBURSABLE CREDIT HOURS*

| Dist. No. | District | Baccalaureate | Business | Technical | Health | Remedial | ABE/ASE | Total |
|--------------|------------------|---------------|--------------|--------------|--------------|--------------|--------------|---------------|
| 503 | Black Hawk | 71,849 | 8,673 | 18,996 | 5,429 | 9,112 | 25,352 | 139,411 |
| 508 | Chicago | 300,559 | 39,266 | 79,163 | 56,093 | 95,825 | 653,633 | 1,224,538 |
| 507 | Danville | 23,335 | 4,693 | 6,298 | 1,652 | 3,589 | 3,681 | 43,247 |
| 502 | DuPage | 255,596 | 27,550 | 68,837 | 14,461 | 32,777 | 29,803 | 429,024 |
| 509 | Elgin | 79,782 | 12,074 | 19,901 | 6,849 | 9,852 | 25,587 | 154,045 |
| 512 | Harper | 140,516 | 13,241 | 22,204 | 7,042 | 26,968 | 13,480 | 223,451 |
| 540 | Heartland | 45,435 | 3,021 | 6,498 | 2,351 | 9,008 | 1,347 | 67,660 |
| 519 | Highland | 28,400 | 2,787 | 5,496 | 2,508 | 6,702 | 5,112 | 51,004 |
| 514 | Illinois Central | 123,451 | 13,610 | 28,347 | 8,013 | 6,897 | 6,808 | 187,126 |
| 529 | Illinois Eastern | 62,884 | 10,569 | 44,060 | 15,509 | 4,305 | 3,356 | 140,681 |
| 513 | Illinois Valley | 43,850 | 4,315 | 15,841 | 4,076 | 4,483 | 3,963 | 76,527 |
| 525 | Joliet | 106,641 | 9,805 | 28,120 | 7,708 | 21,319 | 13,342 | 186,933 |
| 520 | Kankakee | 28,757 | 3,597 | 7,562 | 6,844 | 7,050 | 23,209 | 77,018 |
| 501 | Kaskaskia | 34,974 | 6,537 | 10,707 | 6,603 | 3,114 | 1,791 | 63,726 |
| 523 | Kishwaukee | 39,268 | 3,482 | 7,449 | 3,594 | 5,027 | 6,791 | 65,610 |
| 532 | Lake County | 108,639 | 7,989 | 26,218 | 8,919 | 16,324 | 18,452 | 186,540 |
| 517 | Lake Land | 68,794 | 14,913 | 39,343 | 5,667 | 6,384 | 2,921 | 138,021 |
| 536 | Lewis & Clark | 52,560 | 10,470 | 12,154 | 4,540 | 7,009 | 4,895 | 91,627 |
| 526 | Lincoln Land | 78,497 | 8,159 | 18,511 | 8,212 | 10,590 | 1,926 | 125,894 |
| 530 | Logan | 67,085 | 9,782 | 18,341 | 10,118 | 5,433 | 6,209 | 116,968 |
| 528 | McHenry | 59,825 | 6,079 | 8,276 | 2,417 | 5,951 | 8,237 | 90,785 |
| 524 | Moraine Valley | 146,219 | 22,220 | 23,553 | 13,191 | 16,048 | 12,999 | 234,229 |
| 527 | Morton | 28,861 | 3,299 | 4,040 | 3,372 | 4,905 | 21,358 | 65,835 |
| 535 | Oakton | 103,250 | 12,360 | 27,479 | 10,218 | 18,296 | 38,400 | 210,002 |
| 505 | Parkland | 93,866 | 6,959 | 17,770 | 7,575 | 14,321 | 5,309 | 145,799 |
| 515 | Prairie State | 42,984 | 4,615 | 9,537 | 5,474 | 10,784 | 7,687 | 81,080 |
| 521 | Rend Lake | 36,119 | 3,967 | 17,142 | 4,287 | 4,551 | 3,226 | 69,290 |
| 537 | Richland | 32,713 | 4,171 | 9,323 | 2,598 | 5,135 | 2,461 | 56,400 |
| 511 | Rock Valley | 73,379 | 7,029 | 20,102 | 5,920 | 15,842 | 7,613 | 129,885 |
| 518 | Sandburg | 33,589 | 5,447 | 9,124 | 4,902 | 3,575 | 2,871 | 59,507 |
| 506 | Sauk Valley | 25,541 | 2,987 | 5,366 | 2,917 | 4,583 | 1,293 | 42,686 |
| 531 | Shawnee | 23,811 | 3,007 | 3,847 | 4,784 | 1,654 | 4,495 | 41,598 |
| 510 | South Suburban | 49,900 | 12,503 | 10,789 | 10,831 | 13,521 | 20,606 | 118,149 |
| 533 | Southeastern | 27,107 | 5,183 | 16,797 | 4,091 | 2,051 | 1,876 | 57,105 |
| 522 | Southwestern | 113,438 | 20,669 | 38,699 | 11,481 | 19,475 | 8,589 | 212,350 |
| 534 | Spoon River | 21,313 | 2,289 | 4,327 | 1,322 | 1,617 | 1,369 | 32,236 |
| 504 | Triton | 104,867 | 15,597 | 35,467 | 21,518 | 14,149 | 44,378 | 235,976 |
| 516 | Waubonsee | 60,168 | 8,116 | 10,684 | 4,139 | 10,093 | 31,921 | 125,121 |
| 539 | Wood | <u>24,445</u> | <u>3,311</u> | <u>5,391</u> | <u>2,552</u> | <u>3,011</u> | <u>1,951</u> | <u>40,660</u> |
| | STATE TOTALS | 2,862,263 | 364,333 | 761,751 | 309,769 | 461,329 | 1,078,293 | 5,837,738 |

*The credit hours used for funding purposes may not be the same as presented in this table.
SOURCE OF DATA: ICCB Credit Hour Claims

Illinois Community College Board
Table IV-5
SUMMARY OF FISCAL YEAR 2001 ICCB GRANTS TO ILLINOIS PUBLIC COMMUNITY COLLEGES

| Dist. No. | District | Workforce Development | | | | | Advanced Technology | | | | Retirees Health Ins. Grants | Current Workforce Training Grants | Accelerated College Enrollment Grants | Illinois Community College Online Grants | Total Grants to Colleges | | |
|---------------|------------------|-----------------------|----------------------|---------------------|-------------------------------------|---------------------------|---------------------------|-------------------------|------------------------|-------------------------|-----------------------------|-----------------------------------|---------------------------------------|--|--------------------------|--------------------|-----------------------------|
| | | Base Operating Grants | Small College Grants | Equalization Grants | Performance Based Initiative Grants | Special Population Grants | Business/ Industry Grants | Educ. to Careers Grants | Welfare to Work Grants | Instructional Equipment | | | | | | Technology Support | Staff Tech. Skills Enhance. |
| 503 | Black Hawk | 4,607,706 | 0 | 5,062,640 | 58,443 | 300,693 | 159,357 | 99,464 | 76,222 | 148,779 | 183,128 | 50,454 | 80,379 | 92,735 | 22,596 | 14,103 | 10,956,699 |
| 508 | Chicago | 34,084,851 | 0 | 16,770,460 | 312,448 | 6,586,498 | 559,833 | 116,221 | 996,172 | 780,235 | 282,938 | 443,437 | 622,520 | 489,108 | 80,866 | 14,103 | 62,874,697 |
| 507 | Danville | 1,541,778 | 60,000 | 1,673,481 | 25,691 | 74,499 | 99,199 | 103,444 | 53,924 | 142,690 | 21,097 | 55,862 | 50,000 | 50,000 | 12,500 | 14,103 | 3,995,380 |
| 502 | DuPage | 13,543,826 | 0 | 0 | 112,218 | 422,378 | 343,975 | 109,521 | 68,391 | 439,878 | 163,933 | 141,211 | 201,692 | 435,306 | 82,537 | 14,103 | 16,078,969 |
| 509 | Elgin | 4,623,594 | 0 | 0 | 45,972 | 324,041 | 160,360 | 103,288 | 65,711 | 150,360 | 119,141 | 65,282 | 94,730 | 194,753 | 39,122 | 14,103 | 5,930,457 |
| 512 | Harper | 7,404,523 | 0 | 0 | 69,731 | 322,613 | 173,004 | 111,050 | 63,714 | 170,296 | 119,092 | 69,561 | 123,789 | 352,571 | 59,126 | 14,103 | 9,053,173 |
| 540 | Heartland | 1,870,540 | 60,000 | 0 | 17,716 | 89,598 | 89,749 | 95,249 | 62,558 | 39,024 | 145,008 | 21,893 | 25,110 | 74,275 | 13,759 | 14,103 | 2,618,582 |
| 519 | Highland | 1,303,391 | 0 | 0 | 18,824 | 99,450 | 87,316 | 99,524 | 61,664 | 35,187 | 162,045 | 19,903 | 48,266 | 50,000 | 12,500 | 14,103 | 2,985,307 |
| 514 | Illinois Central | 6,408,142 | 0 | 3,498,850 | 67,241 | 138,184 | 195,518 | 101,305 | 88,905 | 205,796 | 172,839 | 65,381 | 101,439 | 142,320 | 31,327 | 14,103 | 11,231,350 |
| 529 | Illinois Eastern | 5,301,344 | 0 | 5,924,260 | 70,071 | 142,565 | 238,283 | 101,164 | 63,171 | 273,227 | 215,751 | 43,388 | 83,128 | 50,000 | 12,500 | 14,103 | 12,532,955 |
| 513 | Illinois Valley | 2,466,265 | 60,000 | 50,000 | 23,255 | 79,440 | 121,270 | 103,690 | 62,347 | 88,725 | 149,714 | 23,784 | 47,487 | 53,567 | 13,634 | 14,103 | 3,357,281 |
| 525 | Joliet | 5,936,695 | 0 | 0 | 48,984 | 245,638 | 189,566 | 105,093 | 77,098 | 196,411 | 136,059 | 46,971 | 93,834 | 224,997 | 46,261 | 14,103 | 7,361,710 |
| 520 | Kankakee | 2,611,591 | 60,000 | 2,965,758 | 29,409 | 267,958 | 119,662 | 102,557 | 71,947 | 86,189 | 126,836 | 26,172 | 47,392 | 52,510 | 12,500 | 14,103 | 6,534,584 |
| 501 | Kaskaskia | 2,473,266 | 60,000 | 2,417,791 | 34,263 | 55,586 | 127,913 | 98,193 | 65,168 | 99,199 | 170,249 | 18,112 | 41,653 | 50,000 | 12,500 | 14,103 | 5,738,996 |
| 523 | Kishwaukee | 1,863,926 | 60,000 | 309,023 | 21,089 | 92,519 | 94,549 | 96,562 | 61,086 | 46,592 | 112,162 | 48,364 | 46,229 | 50,000 | 12,500 | 14,103 | 2,928,704 |
| 532 | Lake County | 5,876,078 | 0 | 0 | 49,227 | 257,691 | 164,353 | 104,314 | 74,155 | 156,656 | 123,524 | 68,367 | 113,118 | 234,858 | 51,475 | 14,103 | 7,287,919 |
| 517 | Lake Land | 4,121,387 | 0 | 2,852,662 | 47,823 | 83,160 | 192,984 | 98,986 | 62,337 | 201,801 | 197,754 | 41,796 | 48,733 | 73,695 | 18,007 | 14,103 | 8,055,028 |
| 536 | Lewis & Clark | 3,007,254 | 0 | 2,171,743 | 40,537 | 123,954 | 128,166 | 100,731 | 73,542 | 99,598 | 172,811 | 36,422 | 67,199 | 73,568 | 18,655 | 14,103 | 6,128,283 |
| 526 | Lincoln Land | 4,502,271 | 526 | 0 | 43,498 | 124,675 | 158,725 | 100,889 | 73,664 | 147,783 | 205,538 | 43,886 | 68,184 | 129,734 | 28,288 | 14,103 | 10,958,761 |
| 530 | Logan | 3,709,750 | 0 | 6,309,108 | 65,283 | 112,849 | 146,592 | 107,005 | 76,082 | 128,651 | 130,317 | 38,811 | 57,710 | 50,000 | 12,500 | 14,103 | 10,958,761 |
| 528 | McHenry | 2,663,904 | 0 | 0 | 23,773 | 96,207 | 108,492 | 98,997 | 60,455 | 68,577 | 114,935 | 34,333 | 55,996 | 104,286 | 19,879 | 14,103 | 3,463,937 |
| 524 | Moraine Valley | 7,324,408 | 0 | 334,514 | 67,025 | 211,306 | 184,276 | 108,406 | 81,548 | 188,071 | 119,393 | 59,510 | 102,869 | 282,487 | 46,666 | 14,103 | 9,124,584 |
| 527 | Morton | 1,789,185 | 60,000 | 754,384 | 15,216 | 208,533 | 89,878 | 99,906 | 67,340 | 39,227 | 90,357 | 22,490 | 42,562 | 57,721 | 12,500 | 14,103 | 3,363,402 |
| 535 | Oakton | 5,529,074 | 0 | 0 | 43,978 | 380,088 | 162,804 | 106,232 | 74,838 | 154,213 | 118,078 | 57,221 | 98,235 | 224,964 | 37,197 | 14,103 | 7,001,025 |
| 505 | Parkland | 4,865,475 | 0 | 1,076,839 | 52,192 | 168,609 | 150,129 | 97,679 | 72,508 | 134,228 | 184,443 | 49,857 | 75,651 | 109,973 | 20,322 | 14,103 | 7,072,008 |
| 515 | Prairie State | 2,860,007 | 0 | 825,121 | 28,101 | 165,139 | 119,316 | 105,702 | 76,555 | 85,644 | 105,562 | 32,939 | 59,220 | 50,000 | 12,500 | 14,103 | 4,724,539 |
| 521 | Rend Lake | 2,381,881 | 60,000 | 3,009,459 | 41,056 | 71,398 | 130,295 | 103,529 | 64,712 | 102,955 | 139,593 | 25,874 | 47,532 | 211,210 | 35,920 | 14,103 | 6,254,887 |
| 537 | Richland | 1,800,028 | 60,000 | 0 | 17,146 | 85,369 | 99,248 | 101,805 | 75,311 | 54,002 | 141,846 | 32,740 | 38,479 | 55,766 | 12,500 | 14,103 | 2,588,343 |
| 511 | Rock Valley | 4,206,500 | 0 | 0 | 37,700 | 173,817 | 151,255 | 102,435 | 74,470 | 136,004 | 127,279 | 39,109 | 74,371 | 136,309 | 23,775 | 14,103 | 5,297,127 |
| 518 | Sandburg | 2,012,397 | 60,000 | 1,186,275 | 25,387 | 77,287 | 111,119 | 98,552 | 65,080 | 72,719 | 181,269 | 23,585 | 49,170 | 51,201 | 12,500 | 14,103 | 4,031,046 |
| 506 | Sauk Valley | 1,474,462 | 60,000 | 534,145 | 19,698 | 61,655 | 94,165 | 97,458 | 61,542 | 45,986 | 157,987 | 17,813 | 39,120 | 50,000 | 12,500 | 14,103 | 2,750,634 |
| 531 | Shawnee | 1,374,883 | 60,000 | 2,059,957 | 25,047 | 54,670 | 94,768 | 111,198 | 67,183 | 46,937 | 126,320 | 16,022 | 25,565 | 50,000 | 12,500 | 14,103 | 4,139,153 |
| 510 | South Suburban | 3,962,841 | 0 | 2,465,626 | 42,278 | 310,028 | 146,736 | 104,065 | 107,054 | 128,879 | 107,687 | 35,726 | 81,134 | 167,657 | 27,697 | 14,103 | 7,701,531 |
| 533 | Southeastern | 2,176,007 | 60,000 | 2,671,671 | 32,354 | 58,867 | 130,488 | 108,138 | 61,752 | 103,260 | 132,082 | 17,017 | 41,665 | 50,000 | 12,500 | 14,103 | 5,669,904 |
| 522 | Southwestern | 6,840,100 | 0 | 6,450,604 | 96,120 | 220,359 | 235,123 | 106,332 | 108,683 | 288,244 | 192,059 | 80,308 | 82,942 | 157,540 | 39,910 | 14,103 | 14,892,427 |
| 534 | Spoon River | 1,155,266 | 60,000 | 532,088 | 14,918 | 42,852 | 86,455 | 104,089 | 62,418 | 33,829 | 155,763 | 15,027 | 33,412 | 50,000 | 12,500 | 14,103 | 2,372,720 |
| 504 | Triton | 8,319,869 | 0 | 50,000 | 65,411 | 412,659 | 283,683 | 102,120 | 76,888 | 344,812 | 135,917 | 90,359 | 128,269 | 116,258 | 19,205 | 14,103 | 10,159,553 |
| 516 | Waubesa | 3,236,107 | 0 | 0 | 29,750 | 264,277 | 122,459 | 98,745 | 65,168 | 90,599 | 117,697 | 47,966 | 76,465 | 100,615 | 23,775 | 14,103 | 4,288,726 |
| 539 | Wood | 1,390,156 | 60,000 | 937,408 | 18,008 | 62,893 | 98,934 | 84,362 | 65,641 | 53,506 | 170,196 | 17,813 | 28,483 | 50,000 | 12,500 | 14,103 | 3,064,003 |
| STATE TOTALS | | 182,820,728 | 990,000 | 773,657,001 | 1,896,881 | 13,000,002 | 56,149,997 | 4,000,002 | 31,699,999 | 55,700,003 | 55,849,992 | 2,050,001 | 33,249,996 | 773,500,000 | 999,999 | \$550,017 | \$310,259,602 |
| UNDISTRIBUTED | | 5,872 | | (1) | | (2) | 3 | (2) | 1 | (3) | 8 | (1) | 4 | 16 | 1 | (17) | 5,879 |
| TOTAL | | 182,826,600 | 990,000 | 773,657,000 | 1,896,881 | 13,000,000 | 56,150,000 | 4,000,000 | 33,700,000 | 55,700,000 | 55,850,000 | 2,050,000 | 33,250,000 | 773,500,000 | \$1,000,000 | \$550,000 | \$310,265,481 |

SOURCE OF DATA: ICCB Financial Records

Illinois Community College Board

Table IV-6A
SUMMARY OF FISCAL YEAR 2002 ICCB GRANTS TO ILLINOIS PUBLIC COMMUNITY COLLEGES
ORIGINAL APPROPRIATION

| Dist. No. | District | Base Operating Grants | Small College Grants | Equalization Grants | Special Population Grants | Workforce Development | | | | Advanced Technology | | | Staff Tech. Skills Enhance. | Deferred Maint. Grants | Retirees Health Ins. Grants | Current Workforce Training Grants | Accelerated College Enrollment Grants | Illinois Community College Online Grants | Total Grants to Colleges |
|-----------|------------------|-----------------------|----------------------|---------------------|---------------------------|-----------------------|------------------|----------------|-------------------------|---------------------|-----------------------------|----------|-----------------------------|------------------------|-----------------------------|-----------------------------------|---------------------------------------|--|--------------------------|
| | | | | | | Business/Industry | Educ. to Careers | Wefare to Work | Instructional Equipment | Technology Support | Sharf Tech. Skills Enhance. | | | | | | | | |
| 503 | Black Hawk | \$4,697,843 | \$0 | \$4,919,392 | \$294,314 | \$156,474 | \$100,870 | \$84,027 | \$141,523 | \$189,799 | \$57,418 | \$84,505 | \$0 | \$92,757 | \$34,168 | \$14,103 | \$10,867,192 | | |
| 508 | Chicago | 30,289,367 | 0 | 16,187,546 | 6,437,631 | 542,180 | 130,299 | 1,126,568 | 738,269 | 285,735 | 371,971 | 665,989 | 735,000 | 489,014 | 120,577 | 14,103 | 58,134,240 | | |
| 507 | Danville | 1,633,006 | 60,000 | 1,621,793 | 72,926 | 100,321 | 104,447 | 66,848 | 54,647 | 146,570 | 22,221 | 57,632 | 0 | 50,000 | 15,000 | 14,103 | 4,020,113 | | |
| 509 | DuPage | 14,934,714 | 0 | 0 | 518,670 | 356,792 | 121,651 | 69,737 | 148,878 | 169,312 | 148,878 | 212,037 | 0 | 141,415 | 134,679 | 14,103 | 17,563,480 | | |
| 502 | Elgin | 4,896,736 | 0 | 0 | 256,619 | 163,839 | 108,878 | 65,151 | 152,918 | 123,621 | 59,838 | 102,956 | 0 | 194,793 | 63,559 | 14,103 | 6,203,010 | | |
| 512 | Harper | 8,115,239 | 0 | 0 | 349,475 | 179,463 | 121,191 | 62,072 | 177,091 | 121,909 | 79,929 | 136,617 | 0 | 352,447 | 88,798 | 14,103 | 9,798,333 | | |
| 540 | Heartland | 2,325,846 | 60,000 | 1,020,859 | 103,096 | 94,598 | 97,511 | 62,820 | 45,793 | 150,114 | 22,543 | 23,986 | 0 | 76,586 | 21,774 | 14,103 | 3,098,769 | | |
| 519 | Highland | 1,690,451 | 60,000 | 3,431,114 | 137,103 | 202,276 | 105,300 | 89,034 | 212,386 | 179,583 | 73,171 | 116,108 | 0 | 140,533 | 47,422 | 14,103 | 11,753,650 | | |
| 514 | Illinois Central | 7,005,517 | 0 | 6,276,076 | 141,890 | 237,125 | 102,278 | 61,669 | 266,304 | 223,146 | 46,846 | 87,606 | 0 | 50,000 | 16,954 | 14,103 | 13,137,144 | | |
| 529 | Illinois Eastern | 5,613,147 | 0 | 3,134,921 | 81,305 | 128,512 | 105,268 | 62,475 | 98,263 | 154,497 | 26,387 | 49,791 | 0 | 53,622 | 21,007 | 14,103 | 3,992,444 | | |
| 513 | Illinois Valley | 2,823,723 | 60,000 | 2,823,723 | 267,659 | 197,270 | 111,682 | 75,049 | 204,641 | 140,123 | 50,311 | 100,844 | 0 | 226,586 | 73,979 | 14,103 | 8,104,816 | | |
| 525 | Joliet | 6,642,570 | 0 | 2,929,140 | 263,463 | 118,448 | 104,031 | 69,208 | 82,692 | 129,025 | 28,999 | 49,119 | 0 | 51,855 | 18,049 | 14,103 | 6,470,536 | | |
| 520 | Kankakee | 2,612,424 | 0 | 2,386,847 | 59,578 | 127,266 | 100,482 | 64,863 | 96,335 | 176,304 | 21,506 | 40,938 | 0 | 50,000 | 16,991 | 14,103 | 5,847,417 | | |
| 501 | Kaskaskia | 2,632,205 | 60,000 | 2,386,847 | 59,578 | 127,266 | 100,482 | 64,863 | 96,335 | 176,304 | 21,506 | 40,938 | 0 | 50,000 | 16,991 | 14,103 | 5,847,417 | | |
| 523 | Kishwaukee | 2,245,449 | 60,000 | 727,259 | 113,223 | 101,344 | 97,646 | 61,036 | 56,230 | 114,800 | 27,051 | 48,847 | 0 | 50,000 | 15,000 | 14,103 | 3,731,988 | | |
| 532 | Lake County | 6,586,834 | 0 | 0 | 272,440 | 178,035 | 110,931 | 75,020 | 174,882 | 226,660 | 75,669 | 119,614 | 0 | 233,701 | 86,378 | 14,103 | 8,054,266 | | |
| 517 | Lake Land | 4,868,221 | 0 | 3,167,495 | 95,001 | 211,854 | 101,122 | 61,324 | 227,205 | 205,533 | 51,329 | 56,510 | 0 | 74,031 | 26,607 | 14,103 | 9,160,334 | | |
| 536 | Lewis & Clark | 3,309,661 | 0 | 2,234,091 | 121,927 | 133,307 | 102,862 | 72,229 | 105,681 | 180,383 | 36,896 | 72,725 | 0 | 73,758 | 28,444 | 14,103 | 6,486,066 | | |
| 526 | Lincoln Land | 4,953,427 | 0 | 449,958 | 140,489 | 162,792 | 104,573 | 69,812 | 151,299 | 121,821 | 51,396 | 70,872 | 0 | 129,244 | 44,588 | 14,103 | 6,555,374 | | |
| 530 | Logan | 4,241,474 | 0 | 6,820,907 | 120,503 | 136,421 | 108,277 | 72,833 | 141,442 | 134,085 | 42,351 | 68,362 | 0 | 50,000 | 16,434 | 14,103 | 11,987,192 | | |
| 528 | McHenry | 3,030,595 | 0 | 0 | 114,149 | 111,737 | 101,935 | 60,288 | 72,310 | 117,509 | 37,933 | 58,121 | 0 | 103,754 | 34,496 | 14,103 | 3,856,930 | | |
| 524 | Moraine Valley | 8,072,437 | 0 | 341,725 | 216,385 | 211,246 | 116,541 | 86,070 | 226,265 | 123,181 | 64,983 | 107,159 | 0 | 282,447 | 69,536 | 14,103 | 9,392,077 | | |
| 527 | Morrison | 1,864,130 | 60,000 | 904,122 | 215,095 | 91,784 | 101,568 | 68,776 | 41,439 | 91,670 | 30,314 | 44,997 | 0 | 57,713 | 15,000 | 14,103 | 3,600,710 | | |
| 535 | Oakton | 6,404,859 | 0 | 0 | 418,478 | 188,115 | 112,708 | 68,345 | 190,477 | 122,604 | 62,476 | 102,311 | 0 | 224,930 | 55,447 | 14,103 | 7,964,853 | | |
| 505 | Parkland | 5,372,348 | 0 | 1,290,137 | 172,986 | 154,671 | 100,982 | 72,949 | 138,734 | 192,083 | 56,510 | 76,517 | 0 | 112,914 | 33,642 | 14,103 | 7,788,575 | | |
| 515 | Prairie State | 2,988,122 | 0 | 805,501 | 160,160 | 118,487 | 111,803 | 79,826 | 82,753 | 107,688 | 33,373 | 66,964 | 0 | 211,488 | 54,277 | 14,103 | 4,834,544 | | |
| 521 | Rend Lake | 2,669,718 | 60,000 | 3,034,530 | 73,618 | 136,522 | 104,469 | 63,626 | 110,655 | 144,336 | 26,843 | 49,266 | 0 | 50,000 | 15,000 | 14,103 | 6,552,685 | | |
| 537 | Richland | 1,988,512 | 60,000 | 50,000 | 81,582 | 101,210 | 103,489 | 74,013 | 56,022 | 148,076 | 30,367 | 40,874 | 0 | 57,001 | 17,300 | 14,103 | 2,822,549 | | |
| 511 | Rock Valley | 4,666,020 | 0 | 0 | 172,796 | 155,780 | 106,359 | 69,438 | 140,450 | 130,532 | 44,359 | 88,290 | 0 | 136,086 | 37,348 | 14,103 | 5,761,561 | | |
| 518 | Sandburg | 2,124,539 | 60,000 | 1,203,660 | 75,584 | 111,169 | 100,021 | 65,122 | 71,431 | 188,909 | 26,066 | 42,707 | 0 | 51,289 | 16,354 | 14,103 | 4,150,954 | | |
| 506 | Sauk Valley | 1,599,338 | 60,000 | 684,778 | 64,966 | 95,013 | 98,591 | 61,093 | 46,435 | 163,066 | 19,549 | 50,893 | 0 | 50,000 | 15,000 | 14,103 | 3,022,824 | | |
| 531 | Shawnee | 1,550,680 | 60,000 | 2,186,543 | 60,954 | 96,707 | 111,854 | 67,510 | 49,055 | 130,359 | 16,583 | 26,284 | 0 | 50,000 | 15,000 | 14,103 | 4,435,632 | | |
| 510 | South Suburban | 4,148,976 | 0 | 2,582,878 | 309,569 | 154,011 | 108,891 | 117,118 | 137,714 | 110,453 | 38,969 | 90,348 | 0 | 167,633 | 41,271 | 14,103 | 8,021,934 | | |
| 533 | Southeastern | 2,394,375 | 60,000 | 2,778,466 | 53,897 | 137,307 | 108,612 | 60,547 | 111,869 | 136,432 | 46,017 | 44,755 | 0 | 50,000 | 15,000 | 14,103 | 6,011,379 | | |
| 522 | Southwestern | 7,565,598 | 0 | 7,467,604 | 239,303 | 241,993 | 101,845 | 107,881 | 273,834 | 199,673 | 80,737 | 108,829 | 0 | 157,076 | 61,251 | 14,103 | 16,628,726 | | |
| 534 | Spoon River | 1,231,402 | 60,000 | 553,744 | 42,147 | 86,911 | 104,672 | 62,043 | 33,900 | 161,349 | 16,997 | 35,408 | 0 | 50,000 | 15,000 | 14,103 | 2,467,166 | | |
| 504 | Triton | 8,914,749 | 0 | 0 | 465,976 | 285,169 | 105,467 | 79,711 | 340,635 | 138,827 | 92,138 | 138,733 | 0 | 116,242 | 28,618 | 14,103 | 10,765,368 | | |
| 516 | Waubesaee | 3,560,730 | 0 | 0 | 298,480 | 126,110 | 102,663 | 63,511 | 94,546 | 125,505 | 66,538 | 88,659 | 0 | 101,085 | 40,052 | 14,103 | 4,681,981 | | |
| 539 | Wood | 1,507,341 | 60,000 | 971,843 | 64,301 | 98,158 | 98,640 | 64,230 | 51,300 | 176,700 | 20,936 | 29,123 | 0 | 50,000 | 15,000 | 14,103 | 3,221,674 | | |

| | | | | | | | | | | | | | | | | |
|-------------------|---------------|-----------|--------------|--------------|-------------|--------------|-------------|-------------|-------------|-------------|-------------|-----------|-------------|-------------|-----------|---------------|
| STATE TOTALS | \$193,772,921 | \$900,000 | \$77,391,500 | \$13,260,000 | \$6,342,001 | \$41,500,001 | \$3,822,003 | \$5,890,001 | \$6,040,004 | \$2,127,002 | \$3,500,008 | \$735,000 | \$5,000,000 | \$1,500,000 | \$550,000 | \$324,983,441 |
| ROUNDING | 2,079 | | | | | | | | | | (8) | | | | | 2,059 |
| PERF. BASED GRANT | \$193,775,000 | \$900,000 | \$77,391,500 | \$13,260,000 | \$6,342,000 | \$41,500,000 | \$3,822,000 | \$5,890,000 | \$6,040,000 | \$2,127,000 | \$3,500,000 | \$735,000 | \$5,000,000 | \$1,500,000 | \$550,000 | \$326,985,500 |

SOURCE OF DATA: ICCB Financial Records

Illinois Community College Board

Table IV-6B

SUMMARY OF FISCAL YEAR 2002 ICCB GRANTS TO ILLINOIS PUBLIC COMMUNITY COLLEGES
REVISED DUE TO 11/16/01 BUDGET RESCISSION

| Dist. No. | District | Base Operating Grants | Small College Grants | Equalization Grants | Special Population Grants | Business/ Industry Grants | Workforce Development | | | | Advanced Technology | | | Deferred Maint. Grants | Retirees Health Ins. Grants | Current Workforce Training Grants | Accelerated Enrollment Grants | Illinois Community College Online Grants | Total Grants to Colleges |
|-----------------------|------------------|-----------------------|----------------------|---------------------|---------------------------|---------------------------|-----------------------|-----------------|-------------------------|--------------------|-----------------------------|--------------------|--------------------|------------------------|-----------------------------|-----------------------------------|-------------------------------|--|--------------------------|
| | | | | | | | Educ. to Careers | Welfare to Work | Institutional Equipment | Technology Support | Staff Tech. Skills Enhance. | Workforce Training | College Enrollment | | | | | | |
| 503 | Black Hawk | \$4,697,843 | \$0 | \$4,919,392 | \$288,147 | \$153,195 | \$98,754 | \$82,267 | \$138,557 | \$185,824 | \$56,213 | \$82,735 | \$0 | \$90,815 | \$33,453 | \$13,808 | \$10,841,000 | | |
| 508 | Chicago | 30,289,367 | 0 | 16,187,546 | 6,302,730 | 930,818 | 127,565 | 1,102,964 | 732,795 | 279,750 | 364,163 | 652,040 | 719,600 | 478,774 | 118,052 | 13,807.69 | 57,889,973 | | |
| 507 | Danville | 1,633,606 | 60,000 | 1,621,793 | 71,298 | 50,219 | 102,256 | 65,448 | 53,502 | 143,500 | 21,755 | 56,425 | 0 | 48,531 | 14,686 | 13,807.69 | 4,005,346 | | |
| 502 | DuPage | 14,934,714 | 0 | 0 | 507,801 | 349,315 | 119,099 | 68,321 | 441,984 | 165,766 | 145,753 | 207,596 | 0 | 422,381 | 131,859 | 13,807.69 | 17,508,396 | | |
| 509 | Elgin | 4,896,736 | 0 | 0 | 251,242 | 165,405 | 118,648 | 149,713 | 173,379 | 119,356 | 78,251 | 133,756 | 0 | 190,714 | 62,228 | 13,807.69 | 6,175,639 | | |
| 512 | Harper | 8,115,239 | 0 | 0 | 342,152 | 175,702 | 116,648 | 60,772 | 173,379 | 119,356 | 78,251 | 133,756 | 0 | 345,067 | 86,939 | 13,807.69 | 9,763,067 | | |
| 540 | Heartland | 2,325,846 | 60,000 | 0 | 100,936 | 92,616 | 95,465 | 61,504 | 44,833 | 146,970 | 22,070 | 23,484 | 0 | 74,982 | 21,318 | 13,807.69 | 3,083,831 | | |
| 519 | Highland | 1,690,451 | 60,000 | 1,020,859 | 109,910 | 89,665 | 98,482 | 163,534 | 40,268 | 20,172 | 48,671 | 113,676 | 0 | 137,590 | 46,429 | 13,807.69 | 11,726,052 | | |
| 514 | Illinois Central | 7,005,517 | 0 | 3,431,114 | 134,230 | 198,037 | 103,091 | 87,169 | 207,934 | 175,822 | 71,635 | 113,676 | 0 | 137,590 | 46,429 | 13,807.69 | 11,726,052 | | |
| 529 | Illinois Eastern | 5,613,147 | 0 | 6,276,076 | 138,917 | 232,156 | 100,132 | 60,377 | 260,722 | 218,472 | 45,863 | 85,771 | 0 | 48,953 | 16,599 | 13,807.69 | 13,110,993 | | |
| 513 | Illinois Valley | 2,823,723 | 60,000 | 0 | 79,601 | 125,819 | 103,059 | 61,166 | 96,203 | 151,261 | 25,833 | 48,748 | 0 | 52,499 | 20,567 | 13,807.69 | 3,479,270 | | |
| 525 | Joliet | 6,642,570 | 0 | 0 | 262,050 | 193,136 | 109,339 | 73,477 | 200,352 | 137,188 | 49,255 | 98,732 | 0 | 221,841 | 72,430 | 13,807.69 | 8,074,177 | | |
| 520 | Kankakee | 2,612,424 | 0 | 2,929,140 | 257,942 | 115,966 | 101,848 | 67,758 | 80,959 | 126,323 | 28,390 | 48,090 | 0 | 50,769 | 17,671 | 13,807.69 | 6,451,089 | | |
| 501 | Kaskaskia | 2,632,205 | 60,000 | 2,386,847 | 58,330 | 124,599 | 98,374 | 63,504 | 94,316 | 172,611 | 21,055 | 40,081 | 0 | 48,953 | 16,635 | 13,807.69 | 5,831,317 | | |
| 523 | Kishwaukee | 2,245,449 | 60,000 | 727,259 | 110,850 | 99,220 | 95,597 | 59,758 | 55,051 | 112,396 | 26,483 | 47,824 | 0 | 48,953 | 14,686 | 13,807.69 | 3,717,334 | | |
| 532 | Lake County | 6,586,834 | 0 | 0 | 266,731 | 174,304 | 108,604 | 73,449 | 171,216 | 124,007 | 74,081 | 117,109 | 0 | 228,807 | 84,569 | 13,807.69 | 8,023,518 | | |
| 517 | Lake Land | 4,868,221 | 0 | 3,167,495 | 93,010 | 207,414 | 99,000 | 60,040 | 202,228 | 202,443 | 50,522 | 53,226 | 0 | 72,481 | 26,050 | 13,807.69 | 9,136,767 | | |
| 536 | Lewis & Clark | 3,309,661 | 0 | 2,234,091 | 119,372 | 130,513 | 100,704 | 103,466 | 176,605 | 36,122 | 71,202 | 71,202 | 0 | 72,414 | 27,848 | 13,807.69 | 6,466,321 | | |
| 526 | Lincoln Land | 4,953,427 | 0 | 449,958 | 137,545 | 159,380 | 102,379 | 68,350 | 148,128 | 208,363 | 50,317 | 69,388 | 0 | 126,538 | 43,654 | 13,807.69 | 6,531,235 | | |
| 530 | Logan | 4,241,474 | 0 | 6,820,907 | 117,978 | 153,143 | 106,005 | 71,308 | 138,477 | 131,277 | 41,462 | 66,930 | 0 | 101,581 | 16,090 | 13,807.69 | 11,967,811 | | |
| 528 | McHenry | 3,030,595 | 0 | 0 | 111,757 | 109,395 | 99,796 | 59,025 | 70,794 | 115,048 | 37,137 | 56,904 | 0 | 48,953 | 33,774 | 13,807.69 | 3,839,615 | | |
| 524 | Moraine Valley | 8,072,437 | 0 | 341,725 | 211,851 | 206,819 | 114,096 | 84,267 | 221,522 | 120,601 | 63,619 | 104,915 | 0 | 276,533 | 68,080 | 13,807.69 | 9,900,272 | | |
| 527 | Morton | 1,864,130 | 60,000 | 904,122 | 210,588 | 89,860 | 99,437 | 67,335 | 40,570 | 89,750 | 29,678 | 44,055 | 0 | 56,504 | 14,686 | 13,807.69 | 3,584,523 | | |
| 535 | Oakton | 6,404,859 | 0 | 0 | 409,709 | 184,173 | 110,343 | 66,914 | 186,485 | 120,036 | 61,165 | 100,168 | 0 | 220,220 | 54,286 | 13,807.69 | 7,932,165 | | |
| 505 | Parkland | 5,372,348 | 0 | 1,290,137 | 169,361 | 151,430 | 98,863 | 71,421 | 135,826 | 188,060 | 55,324 | 74,914 | 0 | 110,550 | 32,938 | 13,807.69 | 7,764,979 | | |
| 515 | Prairie State | 2,988,122 | 0 | 805,501 | 156,804 | 116,004 | 109,457 | 78,154 | 81,018 | 105,432 | 32,673 | 65,561 | 0 | 207,059 | 53,140 | 13,807.69 | 4,812,734 | | |
| 521 | Rend Lake | 2,669,718 | 60,000 | 3,034,530 | 72,075 | 133,661 | 102,277 | 62,293 | 108,336 | 141,313 | 26,280 | 48,234 | 0 | 48,953 | 14,686 | 13,807.69 | 6,516,163 | | |
| 537 | Richland | 1,988,512 | 60,000 | 50,000 | 79,872 | 99,089 | 101,318 | 72,463 | 54,848 | 144,975 | 29,730 | 40,018 | 0 | 55,807 | 16,938 | 13,807.69 | 2,807,377 | | |
| 511 | Rock Valley | 4,666,020 | 0 | 0 | 169,175 | 152,515 | 104,128 | 67,984 | 137,506 | 127,798 | 43,428 | 86,441 | 0 | 133,236 | 36,566 | 13,807.69 | 5,738,605 | | |
| 518 | Sandburg | 2,124,539 | 60,000 | 1,203,660 | 74,000 | 108,839 | 97,923 | 63,758 | 69,934 | 184,952 | 25,519 | 41,813 | 0 | 50,215 | 16,012 | 13,807.69 | 4,134,971 | | |
| 506 | Sauk Valley | 1,599,338 | 60,000 | 684,778 | 63,605 | 93,022 | 96,523 | 59,813 | 45,462 | 159,651 | 19,139 | 49,827 | 0 | 48,953 | 14,686 | 13,807.69 | 3,008,603 | | |
| 531 | Shawnee | 1,550,680 | 60,000 | 2,186,543 | 59,677 | 94,680 | 109,507 | 66,096 | 48,027 | 127,629 | 16,235 | 25,733 | 0 | 48,953 | 14,686 | 13,807.69 | 4,422,254 | | |
| 510 | South Suburban | 4,148,976 | 0 | 2,582,878 | 303,082 | 150,783 | 106,606 | 114,665 | 134,828 | 108,140 | 38,151 | 88,456 | 0 | 164,123 | 40,407 | 13,807.69 | 7,994,902 | | |
| 533 | Southeastern | 2,394,375 | 60,000 | 2,778,466 | 52,768 | 134,429 | 106,333 | 59,279 | 109,524 | 133,574 | 45,051 | 43,818 | 0 | 48,953 | 14,686 | 13,807.69 | 5,995,064 | | |
| 534 | Southwestern | 7,565,598 | 0 | 7,467,604 | 234,288 | 236,922 | 108,519 | 195,621 | 268,094 | 195,491 | 79,042 | 106,550 | 0 | 153,787 | 59,968 | 13,807.69 | 16,595,293 | | |
| 524 | Spoon River | 1,231,402 | 60,000 | 553,744 | 41,264 | 85,090 | 102,476 | 60,744 | 33,189 | 157,970 | 16,640 | 34,666 | 0 | 48,953 | 14,686 | 13,807.69 | 2,454,631 | | |
| 504 | Triton | 8,914,749 | 0 | 50,000 | 456,211 | 279,193 | 103,254 | 78,041 | 333,495 | 135,919 | 90,204 | 130,932 | 0 | 113,808 | 28,019 | 13,807.69 | 10,727,634 | | |
| 516 | Waubesa | 3,560,730 | 0 | 0 | 292,225 | 123,467 | 100,509 | 62,181 | 92,564 | 122,876 | 65,141 | 86,802 | 0 | 98,968 | 39,213 | 13,807.69 | 4,658,485 | | |
| 539 | Wood | 1,507,341 | 60,000 | 971,843 | 62,954 | 96,101 | 96,571 | 62,885 | 50,225 | 172,999 | 20,497 | 28,513 | 0 | 48,953 | 14,686 | 13,807.69 | 3,207,373 | | |
| STATE TOTALS ROUNDING | | \$193,772,921 | \$900,000 | \$171,391,500 | \$12,982,137 | \$4,062,934 | \$3,744,888 | \$5,766,547 | \$5,913,496 | \$2,082,356 | \$3,426,700 | \$4,895,300 | \$719,600 | \$4,895,300 | \$1,468,590 | \$538,500 | \$323,874,561 | | |
| PERF. BASED GRANT | | 2,079 | 0 | 0 | 0 | 0 | 0 | 0 | 0 | 0 | 0 | 0 | 0 | 0 | 0 | 0 | 2,339 | | |
| TOTAL | | \$193,775,000 | \$900,000 | \$171,391,500 | \$12,982,200 | \$4,062,934 | \$3,744,888 | \$5,766,600 | \$5,913,500 | \$2,082,400 | \$3,426,700 | \$4,895,300 | \$719,600 | \$4,895,300 | \$1,468,600 | \$538,500 | \$323,876,900 | | |

SOURCE OF DATA: ICCB Financial Records

Illinois Community College Board

Table IV-7

PER CAPITA COSTS, CHARGEBACK RATES, AND STUDENT TUITION AND FEE RATES AT ILLINOIS PUBLIC COMMUNITY COLLEGE DISTRICTS

| Dist. No. | District | FY 2001 Per Capita Costs a) | FY 2002 Chargeback Rates a) | FY 2002 Student Tuition & Fee Rates b) |
|-----------|------------------|-----------------------------|-----------------------------|--|
| 503 | Black Hawk | 294.00 | 99.44 | 55.00 |
| 508 | Chicago | 252.29 | 202.59 | 50.97 |
| 507 | Danville | 395.69 | 191.58 | 46.00 |
| 502 | DuPage | 256.76 | 130.38 | 52.50 |
| 509 | Elgin | 327.46 | 213.32 | 48.00 |
| 512 | Harper | 298.42 | 161.44 | 64.02 |
| 540 | Heartland | 275.66 | 152.11 | 43.00 |
| 519 | Highland | 308.68 | 150.13 | 49.35 |
| 514 | Illinois Central | 302.84 | 131.10 | 47.45 |
| 529 | Illinois Eastern | 217.54 | 85.78 | 40.00 |
| 513 | Illinois Valley | 295.72 | 138.95 | 55.00 |
| 525 | Joliet | 249.16 | 127.90 | 53.00 |
| 520 | Kankakee | 268.73 | 96.21 | 42.00 |
| 501 | Kaskaskia | 252.80 | 101.55 | 42.00 |
| 523 | Kishwaukee | 271.18 | 146.64 | 47.00 |
| 532 | Lake County | 357.00 | 216.00 | 54.00 |
| 517 | Lake Land | 224.51 | 47.08 | 52.00 |
| 536 | Lewis & Clark | 325.87 | 160.57 | 53.00 |
| 526 | Lincoln Land | 274.44 | 152.27 | 46.00 |
| 530 | Logan | 223.58 | 101.29 | 43.00 |
| 528 | McHenry | 286.97 | 193.97 | 51.00 |
| 524 | Moraine Valley | 250.60 | 140.28 | 54.00 |
| 527 | Morton | 250.04 | 101.66 | 48.00 |
| 535 | Oakton | 255.83 | 130.17 | 46.25 |
| 505 | Parkland | 296.93 | 148.21 | 53.00 |
| 515 | Prairie State | 323.91 | 158.68 | 60.00 |
| 521 | Rend Lake | 311.60 | 151.01 | 42.00 |
| 537 | Richland | 306.95 | 118.38 | 46.50 |
| 511 | Rock Valley | 308.43 | 144.55 | 47.00 |
| 518 | Sandburg | 326.02 | 110.21 | 62.00 |
| 506 | Sauk Valley | 334.87 | 158.78 | 48.00 |
| 531 | Shawnee | 270.48 | 81.12 | 40.00 |
| 510 | South Suburban | 328.16 | 173.34 | 59.50 |
| 533 | Southeastern | 260.70 | 117.60 | 39.00 |
| 522 | Southwestern | 238.15 | 94.97 | 47.00 |
| 534 | Spoon River | 315.45 | 149.67 | 56.00 |
| 504 | Triton | 237.62 | 112.68 | 44.50 |
| 516 | Waubensee | 273.04 | 145.88 | 46.23 |
| 539 | Wood | 290.43 | 136.32 | 55.00 |
| | AVERAGES | \$285.60 | \$137.79 | \$49.44 |

DNS - Data Not Submitted

SOURCES OF DATA: a) Certificate of Chargeback Reimbursement

b) ICCB Survey

Illinois Community College Board
 Table IV-8
 2000 OPERATING TAX EXTENSIONS* FOR REAL ESTATE
 AND OTHER PROPERTY TAX AND 2001 CORPORATE PERSONAL
 PROPERTY REPLACEMENT TAX REVENUES

| Dist. No. | District | 2000 Operating Tax Extension a) | 2001 Total CPPRT b) |
|--------------|------------------|------------------------------------|------------------------|
| 503 | Black Hawk | 5,799,338 | 977,356 |
| 508 | Chicago | 78,019,503 | 9,723,440 |
| 507 | Danville | 3,548,060 | 411,255 |
| 502 | DuPage | 51,482,034 | 1,108,259 |
| 509 | Elgin | 19,490,250 | 402,468 |
| 512 | Harper | 33,537,924 | 684,479 |
| 540 | Heartland | 6,168,897 | 572,990 |
| 519 | Highland | 3,139,059 | 287,213 |
| 514 | Illinois Central | 10,729,079 | 2,100,775 |
| 529 | Illinois Eastern | 2,451,552 | 479,889 |
| 513 | Illinois Valley | 5,070,677 | 858,984 |
| 525 | Joliet | 18,619,165 | 1,404,987 |
| 520 | Kankakee | 3,571,312 | 350,890 |
| 501 | Kaskaskia | 2,161,515 | 354,693 |
| 523 | Kishwaukee | 4,689,230 | 187,434 |
| 532 | Lake County | 30,298,223 | 845,327 |
| 517 | Lake Land | 4,273,377 | 311,414 |
| 536 | Lewis & Clark | 5,346,892 | 708,340 |
| 526 | Lincoln Land | 13,733,913 | 785,251 |
| 530 | Logan | 3,658,728 | 449,121 |
| 528 | McHenry | 14,038,144 | 232,396 |
| 524 | Moraine Valley | 15,495,743 | 897,806 |
| 527 | Morton | 5,032,737 | 894,312 |
| 535 | Oakton | 26,971,219 | 732,608 |
| 505 | Parkland | 11,159,743 | 1,573,626 |
| 515 | Prairie State | 5,466,985 | 344,486 |
| 521 | Rend Lake | 1,371,466 | 306,808 |
| 537 | Richland | 4,203,654 | 308,844 |
| 511 | Rock Valley | 12,146,256 | 1,101,620 |
| 518 | Sandburg | 2,829,333 | 194,040 |
| 506 | Sauk Valley | 3,288,370 | 331,656 |
| 531 | Shawnee | 1,097,518 | 352,236 |
| 510 | South Suburban | 6,285,816 | 400,870 |
| 533 | Southeastern | 1,295,716 | 160,009 |
| 522 | Southwestern | 8,720,293 | 993,294 |
| 534 | Spoon River | 1,492,676 | 654,864 |
| 504 | Triton | 17,127,382 | 1,433,153 |
| 516 | Waubonsee | 12,788,849 | 659,833 |
| 539 | Wood | 2,127,717 | 358,923 |
| | TOTALS | \$458,728,345 | \$34,935,948 |

*2000 tax extensions are collectible in 2001

SOURCES OF DATA: a) ICCB Tax Survey

b) Department of Revenue

Illinois Community College Board
Table IV-9
2000 TAX LEVY RATES (PER \$100 OF EAV)

| Dist. No. | District | Impacted by PTELL* | Education Fund | Oper. & Maint. Fund | Supp. Equity | Liability, Protect. & Settlement Fund | Audit Fund | Building Bonds | Working Cash Bonds | Protect., Health & Safety Bonds | Teacher's Orders/Other | Prot., Health, & Safety Tax Levy | PBC Oper. & Maint. Fund | PBC Rental Fund | Total |
|-----------|------------------|--------------------|----------------|---------------------|--------------|---------------------------------------|------------|----------------|--------------------|---------------------------------|------------------------|----------------------------------|-------------------------|-----------------|-------|
| | | | | | | | | | | | | | | | |
| 503 | Black Hawk | | 12.00 | 7.00 | 4.01 | 6.52 | 0.16 | | | | | 4.12 | 4.29 | 10.31 | 33.81 |
| 508 | Chicago | X | 16.22 | 3.06 | | 1.59 | 0.10 | | | | | 5.00 | | | 35.57 |
| 507 | Danville | | 37.29 | 7.50 | | 7.26 | 0.27 | 8.15 | | | | | | | 65.47 |
| 502 | DuPage | X | 17.10 | 2.86 | | 0.00 | | | | | | | | | 19.96 |
| 509 | Elgin | X | 21.70 | 7.00 | | 3.15 | 0.07 | 6.44 | | | 1.65 | 0.96 | 1.45 | 6.68 | 40.05 |
| 512 | Harper | X | 17.47 | 7.49 | | 0.64 | 0.05 | | | | 2.15 | 1.68 | | | 34.70 |
| 540 | Heartland | | 17.50 | 5.00 | | 2.08 | 0.00 | | | | 12.38 | 3.60 | | | 28.41 |
| 519 | Highland | | 17.50 | 7.50 | | 6.08 | 0.23 | | | | 7.11 | 1.17 | | 5.05 | 47.29 |
| 514 | Illinois Central | | 20.00 | 5.00 | | 4.80 | 0.11 | 5.44 | | 9.82 | 8.48 | 5.00 | | | 43.24 |
| 529 | Illinois Eastern | | 17.50 | 7.50 | | 3.33 | 0.37 | | | | | 0.92 | | | 43.96 |
| 513 | Illinois Valley | | 13.00 | 4.00 | 6.01 | 7.65 | 0.20 | | | | | 0.92 | | | 44.34 |
| 525 | Joliet | X | 12.46 | 7.32 | 2.60 | 1.41 | 0.06 | | 4.78 | | | 5.00 | | | 22.17 |
| 520 | Kankakee | | 14.00 | 4.00 | | 1.30 | 0.20 | | | | | 0.92 | | | 22.10 |
| 501 | Kaskaskia | | 17.50 | 7.50 | | 7.00 | 0.24 | 13.61 | | | | 5.00 | | | 42.02 |
| 523 | Kishwaukee | | 27.50 | 7.50 | | 3.78 | 0.33 | | | | | 5.00 | | | 52.72 |
| 532 | Lake County | | 13.00 | 6.00 | | 0.70 | | | | | 3.20 | 0.40 | | | 23.30 |
| 532 | Lake County | X | 13.00 | 6.00 | | 4.62 | 0.14 | | 4.58 | | 4.28 | 5.00 | | | 41.63 |
| 517 | Lake Land | | 15.50 | 2.50 | 5.01 | 4.07 | 0.10 | | 2.99 | 1.63 | 7.33 | 5.00 | | | 41.12 |
| 536 | Lewis & Clark | | 15.00 | 10.00 | | 4.01 | 0.04 | | | | 2.24 | 5.00 | | | 40.29 |
| 526 | Lincoln Land | | 27.00 | 7.00 | | 7.30 | 0.03 | | | | | 5.00 | | | 47.33 |
| 530 | Logan | X | 30.00 | 5.00 | | 1.76 | 0.08 | 2.18 | | | | 0.90 | | | 34.02 |
| 528 | McHenry | X | 27.00 | 3.00 | | 1.94 | 0.08 | 2.23 | | | | 2.45 | | | 28.16 |
| 524 | Moraine Valley | X | 17.50 | 5.00 | 0.51 | 9.58 | 0.50 | | 4.58 | | | 4.83 | | | 56.84 |
| 527 | Morton | X | 29.80 | 9.93 | | 0.25 | 0.04 | | | | 6.53 | 0.05 | | | 21.25 |
| 535 | Oakton | X | 16.80 | 4.16 | | 3.78 | 0.08 | | | | | 5.00 | | | 44.69 |
| 505 | Parkland | | 26.00 | 10.00 | | 7.34 | 0.27 | | | | | 5.00 | | | 36.53 |
| 515 | Prairie State | X | 19.52 | 2.87 | | 9.76 | 0.49 | | | 21.09 | | 0.05 | | | 55.68 |
| 521 | Rend Lake | | 19.47 | 4.82 | | 3.50 | 0.22 | | | 3.16 | | 5.00 | | | 37.19 |
| 537 | Richland | | 21.31 | 4.00 | | 4.20 | 0.08 | 5.16 | | | | 5.00 | | | 41.44 |
| 511 | Rock Valley | | 23.00 | 4.00 | | 7.57 | 0.17 | | 0.09 | | 10.77 | 5.00 | | | 46.61 |
| 518 | Sandburg | | 17.00 | 5.00 | 1.01 | 2.52 | 0.26 | | | | 5.88 | 5.00 | | | 41.16 |
| 506 | Sauk Valley | | 24.50 | 3.00 | | 7.38 | 0.46 | | | | | 5.00 | | | 41.16 |
| 531 | Shawnee | | 19.37 | 4.68 | | 11.73 | 0.24 | | 1.87 | | 6.26 | 5.00 | | | 36.88 |
| 510 | South Suburban | X | 10.00 | 7.50 | | 12.53 | 0.50 | | | 9.35 | | 1.04 | | | 38.64 |
| 533 | Southeastern | | 28.00 | 10.00 | | 3.24 | 0.07 | | 1.03 | | | 3.96 | | | 60.38 |
| 522 | Southwestern | | 12.58 | 2.67 | 3.89 | 12.29 | 0.08 | | | 9.77 | | 0.54 | | | 27.44 |
| 534 | Spoon River | | 20.00 | 5.00 | | 2.74 | 0.11 | | | | | | | | 47.14 |
| 504 | Triton | X | 23.37 | 6.44 | | 1.72 | 0.14 | | | 1.69 | 1.02 | | | 9.70 | 33.20 |
| 516 | Waubensee | X | 25.68 | 3.00 | | 4.45 | 0.27 | | 3.26 | | | | | | 42.95 |
| 539 | Wood | | 17.50 | 5.00 | 0.51 | | | | | | | | | | 30.99 |

*Property Tax Extension Limitation Law
SOURCE OF DATA: ICCB 2001 Budget Information/Tax Revenue Survey

Illinois Community College Board

Table IV-10

FISCAL YEAR 2001 NET INSTRUCTIONAL UNIT COST BY FUNDED INSTRUCTIONAL CATEGORIES
IN ILLINOIS PUBLIC COMMUNITY COLLEGES

| Dist. No. | District | Baccalaureate | Business | Technical | Health | Remedial | ABE/ASE | Average |
|----------------|------------------|---------------|----------|-----------|----------|----------|----------|----------|
| 503 | Black Hawk | \$201.20 | \$202.28 | \$232.78 | \$303.53 | \$190.18 | \$154.88 | \$200.47 |
| 508 | Chicago | 223.78 | 202.14 | 214.92 | 240.25 | 192.69 | 131.44 | 172.37 |
| 507 | Danville | 235.08 | 314.71 | 314.10 | 265.91 | 212.33 | 250.45 | 255.33 |
| 502 | DuPage | 177.86 | 227.07 | 205.45 | 301.95 | 166.33 | 143.09 | 186.89 |
| 509 | Elgin | 209.35 | 222.13 | 270.88 | 389.00 | 203.88 | 188.28 | 222.12 |
| 512 | Harper | 244.96 | 276.91 | 268.18 | 443.60 | 240.84 | 242.18 | 254.16 |
| 540 | Heartland | 197.97 | 256.53 | 306.81 | 302.86 | 141.86 | 194.19 | 206.45 |
| 519 | Highland | 194.03 | 246.12 | 243.19 | 226.91 | 147.23 | 182.03 | 196.17 |
| 514 | Illinois Central | 182.98 | 216.01 | 272.57 | 367.84 | 187.54 | 204.09 | 206.64 |
| 529 | Illinois Eastern | 137.53 | 188.10 | 137.46 | 170.83 | 139.38 | 92.19 | 143.75 |
| 513 | Illinois Valley | 225.16 | 222.84 | 226.92 | 315.95 | 210.01 | 190.98 | 227.59 |
| 525 | Joliet | 187.82 | 210.51 | 285.62 | 333.52 | 167.08 | 157.25 | 205.02 |
| 520 | Kankakee | 177.34 | 207.90 | 249.23 | 279.24 | 155.28 | 127.61 | 177.68 |
| 501 | Kaskaskia | 164.39 | 189.43 | 229.66 | 301.51 | 149.17 | 166.11 | 191.35 |
| 523 | Kishwaukee | 163.19 | 205.40 | 278.18 | 285.11 | 174.35 | 225.12 | 192.23 |
| 532 | Lake County | 267.50 | 265.39 | 285.85 | 374.36 | 245.44 | 198.45 | 263.01 |
| 517 | Lake Land | 139.15 | 147.75 | 166.88 | 254.39 | 140.94 | 165.36 | 153.08 |
| 536 | Lewis & Clark | 167.16 | 166.98 | 189.81 | 321.30 | 157.50 | 142.34 | 175.11 |
| 526 | Lincoln Land | 200.79 | 158.82 | 204.16 | 331.64 | 201.60 | 243.42 | 208.16 |
| 530 | Logan | 170.40 | 211.47 | 210.14 | 235.79 | 187.36 | 147.17 | 185.17 |
| 528 | McHenry | 232.96 | 250.94 | 294.56 | 257.74 | 216.68 | 184.58 | 233.32 |
| 524 | Moraine Valley | 167.57 | 127.84 | 220.73 | 601.56 | 363.27 | 115.18 | 174.56 |
| 527 | Morton | 178.45 | 194.73 | 221.75 | 313.08 | 140.04 | 141.26 | 173.10 |
| 535 | Oakton | 196.08 | 215.51 | 218.89 | 294.14 | 158.06 | 116.68 | 187.14 |
| 505 | Parkland | 212.27 | 255.87 | 262.83 | 376.53 | 202.43 | 184.55 | 226.19 |
| 515 | Prairie State | 183.03 | 184.65 | 226.46 | 351.33 | 172.71 | 199.80 | 199.62 |
| 521 | Rend Lake | 144.00 | 196.30 | 260.38 | 323.65 | 151.46 | 238.42 | 192.12 |
| 537 | Richland | 227.00 | 256.54 | 324.97 | 328.17 | 155.83 | 271.23 | 245.36 |
| 511 | Rock Valley | 193.51 | 222.49 | 234.79 | 298.31 | 162.07 | 140.49 | 198.22 |
| 518 | Sandburg | 193.14 | 252.09 | 231.83 | 262.12 | 199.67 | 178.45 | 209.89 |
| 506 | Sauk Valley | 225.31 | 222.29 | 283.05 | 396.37 | 232.12 | 251.90 | 245.45 |
| 531 | Shawnee | 171.83 | 233.74 | 229.79 | 215.95 | 261.43 | 134.04 | 186.49 |
| 510 | South Suburban | 225.19 | 204.95 | 260.03 | 306.40 | 212.00 | 156.20 | 219.36 |
| 533 | Southeastern | 176.91 | 200.94 | 217.15 | 272.72 | 160.75 | 183.82 | 197.42 |
| 522 | Southwestern | 172.62 | 188.64 | 193.38 | 256.03 | 163.00 | 199.16 | 182.83 |
| 534 | Spoon River | 199.01 | 259.37 | 299.32 | 339.21 | 166.31 | 264.35 | 223.65 |
| 504 | Triton | 164.69 | 164.60 | 205.76 | 212.83 | 178.45 | 116.56 | 167.32 |
| 516 | Waubonsee | 177.43 | 195.54 | 210.85 | 201.06 | 173.74 | 198.97 | 187.56 |
| 539 | Wood | 210.87 | 216.08 | 274.86 | 289.15 | 209.88 | 249.20 | 226.63 |
| STATE AVERAGES | | \$195.16 | \$201.98 | \$225.75 | \$286.19 | \$186.85 | \$144.21 | \$194.25 |

DNS = Data Not Submitted

NA = Not Available

SOURCE OF DATA: ICCB Unit Cost Report

Illinois Community College Board
Table IV-11
FISCAL YEAR 2001 AUDITED OPERATING REVENUES* BY SOURCE

| Dist No. | District | Local Taxes & Chabacks | Student Tuition | Student Fees | ICCB Grants | CPPR1** | SBE Adult Ed & Other State | SBE Voc Ed | Federal | Other | Total |
|--------------|------------------|------------------------|-----------------|--------------|---------------|--------------|----------------------------|-------------|-------------|--------------|-----------------|
| 503 | Black Hawk | \$5,774,067 | \$7,718,696 | \$635,933 | \$9,460,567 | \$1,020,266 | \$95,529 | \$445,034 | \$62,326 | \$1,513,955 | \$26,726,373 |
| 508 | Chicago | 79,676,377 | 47,752,546 | 0 | 50,384,142 | 9,924,437 | 0 | 1,238,527 | 223,213 | 10,552,533 | 199,751,775 |
| 507 | Danville | 3,586,711 | 3,198,463 | 511,607 | 3,275,259 | 110,000 | 335,424 | 90,089 | 12,923 | 383,328 | 11,503,804 |
| 502 | DuPage | 49,966,261 | 26,049,784 | 1,225,400 | 13,656,044 | 1,157,828 | 0 | 60,911 | 0 | 2,584,844 | 94,701,072 |
| 509 | Elgin | 19,432,029 | 5,993,047 | 893,558 | 4,558,417 | 0 | 2,096,394 | 207,444 | 0 | 1,089,411 | 34,270,300 |
| 512 | Harper | 31,482,344 | 14,514,124 | 3,527,686 | 7,474,254 | 714,595 | 255,497 | 238,680 | 182,419 | 2,011,586 | 60,401,185 |
| 540 | Heartland | 5,858,611 | 3,619,730 | 480,271 | 1,870,540 | 598,608 | 77,716 | 74,422 | 14,137 | 1,016,410 | 13,610,445 |
| 519 | Highland | 3,071,983 | 2,263,707 | 144,267 | 2,295,350 | 300,054 | 0 | 62,128 | 41,920 | 535,067 | 8,714,476 |
| 514 | Illinois Central | 9,865,646 | 9,118,109 | 630,757 | 9,596,334 | 2,194,703 | 2,105,120 | 287,002 | 0 | 2,930,192 | 36,727,863 |
| 529 | Illinois Eastern | 2,493,544 | 6,039,640 | 427,003 | 11,090,349 | 489,783 | 1,166,973 | 576,225 | 0 | 497,858 | 22,781,375 |
| 513 | Illinois Valley | 4,346,309 | 3,032,746 | 355,273 | 2,341,517 | 897,391 | 0 | 101,952 | 2,530 | 667,932 | 11,745,650 |
| 525 | Joliet | 19,485,876 | 9,217,224 | 1,352,388 | 5,985,679 | 0 | 617,796 | 223,151 | 28,274 | 877,051 | 37,787,439 |
| 520 | Kankakee | 2,932,948 | 2,896,816 | 216,036 | 5,548,586 | 358,124 | 1,164,349 | 165,167 | 49,282 | 770,091 | 14,101,399 |
| 501 | Kaskaskia | 2,133,366 | 2,481,339 | 687,663 | 4,674,972 | 370,552 | 700,592 | 0 | 61,700 | 340,224 | 11,450,408 |
| 523 | Kishwaukee | 4,725,266 | 2,940,900 | 393,986 | 2,131,899 | 195,814 | 108,957 | 95,035 | 11,303 | 220,628 | 10,823,788 |
| 532 | Lake County | 29,610,551 | 10,530,648 | 1,384,811 | 5,836,418 | 862,754 | 2,813,356 | 183,402 | 0 | 2,479,658 | 53,701,598 |
| 517 | Lake Land | 4,242,801 | 4,257,915 | 1,860,484 | 6,114,655 | 317,834 | 1,576,246 | 316,012 | 5,540 | 1,135,679 | 19,827,166 |
| 536 | Lewis & Clark | 5,249,758 | 3,829,371 | 508,917 | 5,219,534 | 739,468 | 0 | 163,769 | 0 | 87,520 | 15,798,337 |
| 526 | Lincoln Land | 13,427,210 | 5,079,421 | 747,978 | 820,361 | 43,498 | 43,498 | 63,744 | 11,750 | 760,089 | 25,506,323 |
| 530 | Logan | 3,492,291 | 6,047,525 | 360,384 | 10,018,859 | 469,202 | 65,283 | 240,900 | 0 | 891,949 | 21,586,393 |
| 528 | McHenry | 12,494,880 | 4,475,213 | 2,020,424 | 2,663,905 | 242,786 | 23,773 | 80,097 | 0 | 641,891 | 22,642,969 |
| 524 | Moraine Valley | 14,784,628 | 15,813,997 | 87,941 | 7,725,947 | 916,364 | 0 | 328,193 | 0 | 1,818,662 | 41,475,732 |
| 527 | Morton | 4,683,810 | 2,642,076 | 140,665 | 2,618,785 | 912,798 | 0 | 61,987 | 0 | 510,231 | 11,570,352 |
| 535 | Oakton | 25,314,182 | 7,773,612 | 1,402,115 | 4,697,442 | 0 | 880,696 | 120,106 | 0 | 4,103,101 | 44,291,254 |
| 505 | Parkland | 11,322,506 | 11,292,074 | 818,017 | 5,938,515 | 1,606,067 | 1,932,053 | 215,356 | 112,991 | 1,617,326 | 34,854,905 |
| 515 | Prairie State | 5,364,253 | 5,383,555 | 444,881 | 3,723,229 | 351,605 | 0 | 88,162 | 0 | 591,961 | 15,947,646 |
| 521 | Rend Lake | 1,388,727 | 2,867,582 | 570,469 | 5,278,260 | 320,526 | 0 | 180,810 | 0 | 603,063 | 11,209,437 |
| 537 | Richland | 4,704,246 | 2,396,239 | 227,419 | 1,877,174 | 0 | 315,211 | 64,275 | 0 | 1,180,206 | 10,764,770 |
| 511 | Rock Valley | 11,899,722 | 6,047,961 | 768,046 | 4,267,975 | 1,124,330 | 0 | 157,471 | 0 | 2,204,073 | 26,469,578 |
| 518 | Sandburg | 2,797,356 | 2,923,278 | 214,602 | 3,048,728 | 202,715 | 725,470 | 142,650 | 0 | 100,701 | 10,155,500 |
| 506 | Sauk Valley | 3,247,673 | 2,021,466 | 266,285 | 1,978,515 | 338,493 | 219,790 | 70,084 | 3,484 | 396,736 | 8,542,526 |
| 531 | Shawnee | 899,685 | 1,069,208 | 211,253 | 3,519,887 | 353,660 | 0 | 105,696 | 18,086 | 579,443 | 6,756,918 |
| 510 | South Suburban | 5,720,051 | 5,764,103 | 919,477 | 6,428,467 | 0 | 2,823,035 | 267,925 | 24,409 | 873,857 | 22,821,324 |
| 533 | Southeastern | 1,762,729 | 2,116,175 | 174,763 | 4,883,320 | 160,656 | 56,712 | 147,243 | 128,617 | 190,836 | 9,621,051 |
| 522 | Southwestern | 6,938,407 | 10,632,200 | 1,106,130 | 13,234,595 | 1,037,705 | 292,181 | 477,920 | 36,565 | 1,229,797 | 34,985,500 |
| 534 | Spoon River | 1,627,843 | 1,814,558 | 330,504 | 1,767,236 | 668,364 | 0 | 64,771 | 8,409 | 202,566 | 6,484,251 |
| 504 | Triton | 17,420,032 | 12,972,478 | 281,996 | 8,344,302 | 1,462,778 | 0 | 773,725 | 1,637 | 1,776,330 | 43,033,278 |
| 516 | Waubensee | 12,245,390 | 4,675,747 | 810,650 | 3,265,857 | 689,334 | 1,312,628 | 98,828 | 71,739 | 4,457,096 | 27,627,269 |
| 539 | Wood | 2,151,172 | 2,785,689 | 320,534 | 2,387,563 | 374,970 | 533,176 | 86,025 | 148 | 486,544 | 9,125,821 |
| STATE TOTALS | | \$447,621,241 | \$282,048,962 | \$27,460,573 | \$253,735,349 | \$32,304,925 | \$22,337,455 | \$8,364,918 | \$1,113,402 | \$54,910,425 | \$1,129,897,250 |

*Revenues received in the Education and Operations & Maintenance Funds
**Corporate Personal Property Replacement Tax Revenue

DNS = Data Not Submitted
SOURCE OF DATA: College Audits

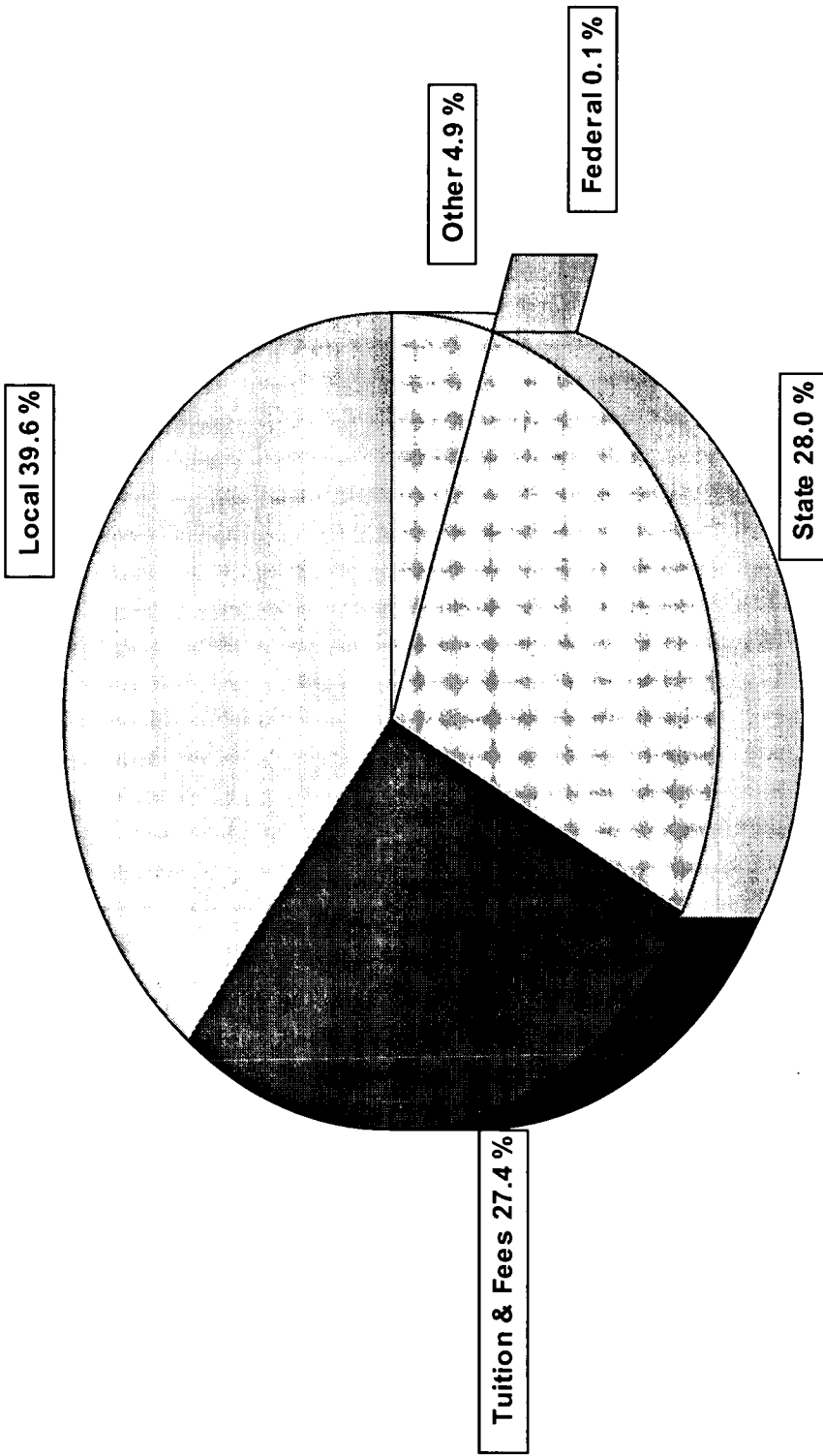


Figure 4. FY 2001 Audited Sources of Revenue

Illinois Community College Board
Table IV-12
FISCAL YEAR 2001 AUDITED OPERATING EXPENDITURES* BY FUNCTION

| Dist. No. | District | Instruction | Acad Support | Student Services | Public Service | Organ Research | Auxiliary Services | Oper & Maintenance | Instit. Support | Scholar. Grants & Waivers | Total | |
|-----------|------------------|---------------|--------------|------------------|----------------|----------------|--------------------|--------------------|-----------------|---------------------------|--------------|-----------------|
| 503 | Black Hawk | \$11,227,102 | \$2,823,161 | \$2,015,431 | \$1,158,294 | \$0 | \$0 | \$3,066,172 | \$5,241,950 | \$1,021,854 | \$26,553,964 | |
| 508 | Chicago | 75,597,052 | 9,947,118 | 11,090,673 | 7,681,546 | 0 | 0 | 18,149,864 | 64,778,833 | 1,582,204 | 188,827,290 | |
| 507 | Danville | 3,650,960 | 791,056 | 965,930 | 267,948 | 0 | 0 | 1,934,038 | 2,070,494 | 1,318,069 | 10,998,495 | |
| 502 | DuPage | 44,566,777 | 6,862,784 | 8,548,939 | 158,035 | 0 | 0 | 11,255,423 | 13,427,227 | 2,905,183 | 87,724,368 | |
| 509 | Elgin | 14,577,577 | 2,835,020 | 2,800,231 | 63,058 | 0 | 0 | 3,636,040 | 6,540,445 | 76,011 | 30,528,382 | |
| 512 | Harper | 22,486,235 | 5,160,456 | 5,642,822 | 134,445 | 0 | 0 | 7,270,725 | 16,225,688 | 0 | 56,920,371 | |
| 540 | Heartland | 7,426,104 | 1,091,396 | 987,804 | 711,197 | 0 | 0 | 1,958,004 | 2,917,596 | 364,884 | 15,456,985 | |
| 519 | Highland | 4,501,852 | 530,389 | 692,175 | 259,152 | 0 | 0 | 1,143,732 | 1,712,590 | 55,941 | 8,895,831 | |
| 514 | Illinois Central | 16,020,868 | 1,736,903 | 1,993,949 | 92,690 | 0 | 0 | 4,912,518 | 8,406,143 | 0 | 33,163,071 | |
| 529 | Illinois Eastern | 10,079,120 | 551,825 | 1,052,793 | 68,974 | 0 | 0 | 2,412,617 | 4,282,095 | 3,399,773 | 21,847,197 | |
| 513 | Illinois Valley | 6,638,372 | 1,075,203 | 886,554 | 94,865 | 0 | 0 | 1,713,782 | 2,162,052 | 0 | 12,570,828 | |
| 525 | Joliet | 20,774,357 | 1,672,283 | 2,553,512 | 20,918 | 0 | 0 | 5,241,478 | 6,599,160 | 0 | 36,861,708 | |
| 520 | Kankakee | 5,459,511 | 980,709 | 919,161 | 297,809 | 0 | 0 | 1,635,393 | 4,363,346 | 48,156 | 13,704,085 | |
| 501 | Kaskaskia | 5,863,345 | 413,996 | 962,834 | 0 | 0 | 62,705 | 1,304,568 | 1,361,216 | 409,991 | 10,378,655 | |
| 523 | Kishwaukee | 6,217,760 | 492,386 | 825,143 | 280,444 | 0 | 0 | 1,678,556 | 1,312,735 | 0 | 10,807,024 | |
| 532 | Lake County | 21,232,750 | 3,789,204 | 3,185,854 | 2,292,084 | 0 | 0 | 4,769,528 | 17,599,276 | 0 | 52,868,696 | |
| 517 | Lake Land | 9,043,895 | 834,930 | 1,224,469 | 373,391 | 0 | 0 | 2,555,148 | 3,206,707 | 293,722 | 17,532,262 | |
| 536 | Lewis & Clark | 6,991,912 | 1,302,138 | 1,367,816 | 186,493 | 0 | 0 | 2,976,071 | 2,275,956 | 120,180 | 15,220,566 | |
| 526 | Lincoln Land | 10,847,214 | 4,168,682 | 1,793,323 | 153,723 | 0 | 0 | 3,329,538 | 4,804,309 | 59,372 | 25,394,159 | |
| 530 | Logan | 9,110,430 | 1,676,856 | 2,189,760 | 648,484 | 0 | 0 | 2,753,882 | 2,867,440 | 1,288,023 | 20,534,875 | |
| 528 | McHenry | 8,604,151 | 1,159,958 | 1,975,817 | 1,448,702 | 0 | 0 | 1,950,598 | 4,928,298 | 0 | 20,067,524 | |
| 524 | Moraine Valley | 17,450,669 | 3,269,013 | 4,469,529 | 210,299 | 0 | 0 | 5,143,283 | 8,915,713 | 0 | 39,458,506 | |
| 527 | Morton | 4,858,996 | 627,498 | 902,651 | 111,979 | 0 | 0 | 1,492,715 | 2,522,154 | 261,921 | 11,029,515 | |
| 535 | Oakton | 22,548,758 | 3,172,441 | 4,689,690 | 593,505 | 0 | 0 | 4,390,553 | 3,473,539 | 0 | 38,868,486 | |
| 505 | Parkland | 18,129,525 | 3,234,593 | 3,295,838 | 975,030 | 0 | 0 | 3,852,608 | 7,606,551 | 0 | 37,094,145 | |
| 515 | Prairie State | 6,728,585 | 1,070,218 | 1,249,095 | 1,123,208 | 0 | 0 | 2,146,379 | 3,832,770 | 0 | 16,150,255 | |
| 521 | Rend Lake | 5,061,181 | 594,060 | 741,184 | 210,608 | 0 | 0 | 1,569,319 | 2,034,086 | 938,462 | 11,148,900 | |
| 537 | Richland | 5,877,279 | 609,006 | 981,785 | 85,407 | 0 | 0 | 1,002,315 | 1,862,049 | 122,217 | 10,540,058 | |
| 511 | Rock Valley | 12,456,874 | 1,808,014 | 1,372,696 | 1,173,724 | 0 | 0 | 2,922,929 | 7,393,566 | 21,109 | 27,484,354 | |
| 518 | Sandburg | 5,748,934 | 381,300 | 576,907 | 13,273 | 0 | 0 | 1,008,301 | 3,130,374 | 0 | 10,859,089 | |
| 506 | Sauk Valley | 3,833,018 | 918,829 | 734,827 | 215,725 | 0 | 0 | 1,195,883 | 2,212,941 | 289,310 | 9,400,533 | |
| 531 | Shawnee | 3,372,438 | 233,342 | 685,073 | 163,751 | 0 | 0 | 806,516 | 1,301,118 | 22,877 | 6,585,115 | |
| 510 | South Suburban | 12,920,382 | 611,470 | 3,135,721 | 2,567,492 | 0 | 0 | 2,883,687 | 5,035,954 | 0 | 27,154,706 | |
| 533 | Southeastern | 4,253,439 | 314,741 | 619,991 | 48,979 | 0 | 0 | 1,444,564 | 1,561,915 | 778,713 | 9,088,424 | |
| 522 | Southwestern | 15,601,355 | 1,964,326 | 3,359,419 | 581,072 | 0 | 0 | 3,911,193 | 9,277,574 | 0 | 34,694,939 | |
| 534 | Spoon River | 3,086,750 | 149,318 | 521,453 | 0 | 0 | 0 | 835,412 | 1,546,540 | 281,849 | 6,421,322 | |
| 504 | Triton | 13,756,030 | 3,468,038 | 2,878,449 | 2,277,888 | 0 | 0 | 5,704,788 | 12,524,129 | 0 | 40,609,322 | |
| 516 | Waubensee | 8,094,713 | 1,013,830 | 1,607,494 | 1,946,390 | 0 | 0 | 1,148,912 | 6,810,704 | 0 | 20,928,887 | |
| 539 | Wood | 3,694,720 | 466,712 | 823,739 | 427,916 | 0 | 0 | 714,086 | 3,036,988 | 376,911 | 9,541,072 | |
| TOTAL | | \$488,390,990 | \$73,803,202 | \$86,320,531 | \$29,118,498 | \$0 | \$0 | \$1,260,672 | \$127,821,118 | \$261,162,221 | \$16,036,732 | \$1,083,913,964 |

*Expenditures made from the Education and Operations & Maintenance Funds

DNS = Data Not Submitted

SOURCE OF DATA: College Audits

BEST COPY AVAILABLE

Illinois Community College Board
Table IV-13
FISCAL YEAR 2001 AUDITED OPERATING EXPENDITURES* BY OBJECT

| Dist. No. | District/College | Salaries | Employee Benefits | Contract Services | General Materials | Travel | Fixed Charges | Utilities | Capital Outlay | Other | Total |
|--------------|------------------|---------------|-------------------|-------------------|-------------------|--------------|---------------|--------------|----------------|--------------|-----------------|
| 503 | Black Hawk | \$17,886,916 | \$2,722,094 | \$1,387,288 | \$1,716,082 | \$310,929 | \$318,534 | \$1,071,505 | \$307,022 | \$833,594 | \$26,553,964 |
| 508 | Chicago | 122,433,416 | 29,937,064 | 10,867,095 | 9,544,660 | 916,366 | 2,685,630 | 71,746 | 5,740,995 | 6,630,318 | 188,827,290 |
| 507 | Danville | 6,006,632 | 702,453 | 786,519 | 850,410 | 205,206 | 1,513,356 | 940,725 | 312,988 | 1,042,206 | 10,998,495 |
| 502 | DuPage | 60,637,653 | 6,791,563 | 3,597,901 | 5,796,084 | 542,625 | 2,575,549 | 3,483,040 | 1,094,295 | 3,205,658 | 87,724,368 |
| 509 | Elgin | 20,883,615 | 1,277,129 | 1,225,116 | 2,412,152 | 301,380 | 251,036 | 1,251,090 | 873,012 | 2,053,852 | 30,528,382 |
| 512 | Harper | 38,020,015 | 5,658,043 | 3,251,799 | 3,881,359 | 570,693 | 424,840 | 2,305,607 | 2,011,429 | 796,586 | 56,920,371 |
| 540 | Heartland | 8,348,993 | 1,295,065 | 882,232 | 1,107,379 | 233,873 | 688,227 | 694,903 | 1,837,381 | 368,932 | 15,456,985 |
| 519 | Highland | 6,361,379 | 825,388 | 418,683 | 623,386 | 97,926 | 49,941 | 494,295 | 30,437 | (5,604) | 8,895,831 |
| 514 | Illinois Central | 21,470,318 | 5,074,577 | 1,043,176 | 2,321,809 | 393,320 | 543,615 | 1,192,953 | 395,331 | 727,972 | 33,163,071 |
| 529 | Illinois Eastern | 12,150,285 | 2,164,591 | 732,660 | 1,167,588 | 216,676 | 237,474 | 975,698 | 731,737 | 3,470,488 | 21,847,197 |
| 513 | Illinois Valley | 7,947,708 | 1,822,677 | 344,636 | 759,688 | 199,411 | 425,679 | 681,342 | 99,367 | 290,320 | 12,570,828 |
| 525 | Joliet | 24,391,062 | 4,281,908 | 1,131,491 | 2,241,463 | 486,641 | 274,232 | 1,219,406 | 1,382,579 | 1,452,926 | 36,861,708 |
| 520 | Kankakee | 8,508,739 | 1,718,880 | 848,618 | 855,022 | 170,633 | 90,957 | 595,750 | 363,222 | 552,264 | 13,704,085 |
| 501 | Kaskaskia | 6,054,090 | 861,519 | 531,402 | 724,071 | 167,604 | 118,183 | 556,056 | 320,864 | 1,044,866 | 10,378,655 |
| 523 | Kishwaukee | 7,846,696 | 690,220 | 471,437 | 685,002 | 76,408 | 68,932 | 645,028 | 95,799 | 227,502 | 10,807,024 |
| 532 | Lake County | 33,249,364 | 6,818,176 | 4,481,183 | 3,732,507 | 493,322 | 661,170 | 1,562,297 | 729,535 | 1,141,142 | 52,868,696 |
| 517 | Lake Land | 10,633,270 | 2,194,964 | 556,103 | 1,794,722 | 278,736 | 395,277 | 746,729 | 610,543 | 321,918 | 17,532,262 |
| 536 | Lewis & Clark | 10,430,645 | 644,138 | 1,724,154 | 949,882 | 114,671 | 111,654 | 987,158 | 120,382 | 137,882 | 15,220,566 |
| 526 | Lincoln Land | 18,213,536 | 1,525,082 | 774,858 | 1,293,533 | 350,426 | 1,047,531 | 1,143,342 | 601,611 | 444,240 | 25,394,159 |
| 530 | Logan | 13,431,391 | 1,556,233 | 634,345 | 1,478,292 | 281,470 | 102,616 | 755,281 | 803,151 | 1,492,096 | 20,534,875 |
| 528 | McHenry | 13,447,026 | 2,031,942 | 1,405,022 | 1,716,922 | 365,198 | 51,760 | 731,902 | 188,794 | 128,958 | 20,067,524 |
| 524 | Moraine Valley | 25,473,264 | 3,670,815 | 2,635,974 | 3,493,669 | 465,693 | 175,901 | 1,492,919 | 1,516,495 | 39,458,506 | 39,458,506 |
| 527 | Morton | 7,228,841 | 1,251,733 | 577,551 | 756,539 | 68,096 | 27,141 | 556,799 | 276,508 | 286,307 | 11,029,515 |
| 535 | Oakton | 27,654,329 | 3,307,360 | 3,319,103 | 2,808,465 | 231,681 | (31,972) | 1,011,868 | 420,466 | 147,186 | 38,868,486 |
| 505 | Parkland | 23,975,826 | 4,761,590 | 892,685 | 2,815,433 | 432,928 | 429,981 | 1,459,542 | 1,236,837 | 1,089,323 | 37,094,145 |
| 515 | Prairie State | 10,640,945 | 1,205,917 | 1,058,827 | 1,447,567 | 247,578 | 31,690 | 849,554 | 2,386 | 665,791 | 16,150,255 |
| 521 | Rend Lake | 6,886,882 | 1,416,515 | 557,515 | 834,649 | 167,789 | 79,282 | 595,442 | 325,512 | 285,314 | 11,148,900 |
| 537 | Richland | 7,162,859 | 1,442,391 | 538,557 | 759,160 | 125,106 | 50,218 | 0 | 75,018 | 386,749 | 10,540,058 |
| 511 | Rock Valley | 17,349,814 | 3,066,435 | 2,006,158 | 2,139,615 | 439,285 | 179,215 | 1,096,387 | 1,051,959 | 155,486 | 27,484,354 |
| 518 | Sandburg | 6,345,839 | 1,081,071 | 1,020,369 | 957,693 | 209,024 | 100,014 | 526,011 | 373,121 | 245,947 | 10,859,089 |
| 506 | Sauk Valley | 5,735,301 | 981,716 | 360,704 | 782,673 | 158,103 | 84,026 | 460,652 | 478,571 | 358,787 | 9,400,533 |
| 531 | Shawnee | 4,560,377 | 250,181 | 464,410 | 636,380 | 102,953 | 62,723 | 280,499 | 191,963 | 35,629 | 6,585,115 |
| 510 | South Suburban | 15,528,501 | 4,367,801 | 1,162,212 | 2,165,245 | 191,428 | 224,982 | 992,133 | 2,274,080 | 248,324 | 27,154,706 |
| 533 | Southeastern | 5,543,417 | 409,846 | 631,393 | 528,172 | 136,071 | 330,905 | 442,777 | 212,491 | 853,352 | 9,088,424 |
| 522 | Southwestern | 23,145,483 | 1,250,367 | 2,228,308 | 2,394,280 | 299,594 | 1,477,769 | 1,624,961 | 1,311,464 | 962,713 | 34,694,939 |
| 534 | Spoon River | 3,916,693 | 550,225 | 280,610 | 487,826 | 170,065 | 41,251 | 415,896 | 104,882 | 453,874 | 6,421,322 |
| 504 | Triton | 26,614,543 | 5,679,692 | 2,118,809 | 2,748,877 | 233,507 | 164,260 | 1,332,871 | 1,092,434 | 624,329 | 40,609,322 |
| 516 | Waubonsee | 13,737,093 | 1,175,699 | 1,334,338 | 2,725,616 | 285,451 | 76,249 | 42,362 | 1,260,434 | 291,645 | 20,928,887 |
| 539 | Wood | 5,427,295 | 1,138,937 | 401,799 | 640,461 | 172,520 | 696,816 | 325,900 | 315,316 | 422,028 | 9,541,072 |
| STATE TOTALS | | \$705,280,051 | \$117,601,997 | \$58,685,040 | \$74,774,333 | \$10,910,386 | \$15,474,644 | \$35,612,426 | \$31,170,411 | \$34,404,676 | \$1,083,913,964 |

*Expenditures made from the Education and Operations and Maintenance Funds.

DNS = Data Not Submitted

SOURCE OF DATA: College Audits

Illinois Community College Board
Table IV-14

FISCAL YEAR 2001 TOTAL CURRENT FUND* REVENUE BY SOURCE

| Dist. No. | District | Local Tax Revenue | Other Local Revenue | ICCB Grants | Other State Revenue | Federal Revenue | Tuition and Fees | Other Misc. Revenue | Total |
|--------------|------------------|-------------------|---------------------|---------------|---------------------|-----------------|------------------|---------------------|-----------------|
| 503 | Black Hawk | \$7,343,997 | \$58,061 | \$10,616,187 | \$6,153,853 | \$4,889,748 | \$8,582,753 | \$7,684,764 | \$45,329,363 |
| 508 | Chicago | 94,486,668 | 0 | 61,156,473 | 25,988,433 | 40,547,005 | 47,752,546 | 18,216,229 | 288,147,354 |
| 507 | Danville | 4,245,920 | 7,628 | 3,922,068 | 1,694,825 | 3,572,893 | 4,011,575 | 1,484,518 | 18,939,427 |
| 502 | DuPage | 50,245,396 | 390,202 | 15,797,854 | 10,147,743 | 4,218,661 | 35,839,989 | 9,277,403 | 125,917,248 |
| 509 | Elgin | 21,574,131 | 1,479,930 | 5,831,277 | 2,924,709 | 0 | 6,886,605 | 8,196,916 | 46,893,568 |
| 512 | Harper | 32,439,083 | 185,440 | 8,945,889 | 3,683,088 | 2,730,715 | 23,925,509 | 11,509,591 | 83,419,315 |
| 540 | Heartland | 6,591,529 | 0 | 2,529,534 | 1,073,947 | 1,618,351 | 4,103,190 | 1,212,336 | 17,128,907 |
| 519 | Highland | 3,712,915 | 0 | 2,962,784 | 1,219,400 | 1,794,578 | 3,246,267 | 1,985,966 | 14,921,910 |
| 514 | Illinois Central | 11,720,109 | 417,595 | 10,872,589 | 9,654,004 | 5,947,000 | 9,748,866 | 11,631,927 | 59,992,090 |
| 529 | Illinois Eastern | 2,930,496 | 0 | 12,290,743 | 3,282,317 | 4,649,823 | 6,757,615 | 3,096,563 | 33,007,557 |
| 513 | Illinois Valley | 6,020,658 | 87,034 | 3,126,216 | 1,887,779 | 3,405,950 | 3,388,019 | 4,809,891 | 22,725,547 |
| 525 | Joliet | 19,470,640 | 1,433,953 | 7,241,878 | 3,822,187 | 3,302,892 | 10,569,612 | 9,094,657 | 54,935,819 |
| 520 | Kankakee | 3,197,007 | 0 | 6,485,894 | 2,588,880 | 4,343,182 | 3,272,622 | 2,638,358 | 22,525,943 |
| 501 | Kaskaskia | 2,758,924 | 48,470 | 6,212,846 | 1,832,965 | 2,579,182 | 3,177,562 | 1,657,633 | 18,267,582 |
| 523 | Kishwaukee | 5,274,507 | 0 | 2,692,670 | 2,172,613 | 1,348,148 | 4,386,537 | 1,474,371 | 17,348,846 |
| 532 | Lake County | 31,198,970 | 13,749 | 7,062,238 | 6,617,488 | 2,297,152 | 11,915,459 | 12,757,599 | 71,862,655 |
| 517 | Lake Land | 5,156,004 | 189,915 | 8,076,917 | 8,091,983 | 3,612,816 | 6,363,436 | 2,306,589 | 33,797,660 |
| 536 | Lewis & Clark | 5,942,799 | 115,940 | 5,677,578 | 2,831,342 | 4,514,270 | 5,047,739 | 12,880,438 | 37,010,106 |
| 526 | Lincoln Land | 14,818,539 | 17,594 | 5,601,098 | 4,280,962 | 3,639,945 | 5,827,399 | 6,837,722 | 41,023,259 |
| 530 | Logan | 3,957,044 | 11,276 | 10,868,132 | 2,513,748 | 5,439,723 | 6,868,354 | 1,455,221 | 31,113,498 |
| 528 | McHenry | 13,320,698 | 6,326 | 3,409,758 | 943,562 | 234,111 | 7,237,519 | 3,113,080 | 28,265,054 |
| 524 | Moraine Valley | 16,091,547 | 7,050,502 | 9,019,066 | 6,989,581 | 1,832,508 | 15,901,938 | 3,068,700 | 59,953,842 |
| 527 | Morton | 5,896,932 | 20,588 | 3,296,258 | 2,634,586 | 1,376,356 | 2,784,155 | 1,714,286 | 17,723,161 |
| 535 | Oakton | 25,422,394 | 466,161 | 6,799,066 | 4,783,685 | 2,992,200 | 11,655,251 | 12,515,346 | 64,634,103 |
| 505 | Parkland | 12,263,817 | 453,306 | 6,682,530 | 6,908,303 | 7,962,754 | 12,374,733 | 5,766,611 | 52,412,054 |
| 515 | Prairie State | 6,858,279 | 22,347 | 4,629,975 | 1,421,399 | 2,756,762 | 6,087,541 | 2,383,219 | 24,159,522 |
| 521 | Rend Lake | 1,881,307 | 25,414 | 6,193,151 | 2,646,212 | 4,133,866 | 3,438,051 | 2,433,200 | 20,751,201 |
| 537 | Richland | 5,233,967 | 17,952 | 2,665,814 | 2,506,869 | 1,823,677 | 2,686,958 | 4,607,971 | 19,543,208 |
| 511 | Rock Valley | 13,809,005 | 20,550 | 5,660,888 | 3,313,393 | 3,762,689 | 6,888,202 | 4,101,290 | 37,556,017 |
| 518 | Sandburg | 3,693,092 | 374,247 | 3,774,820 | 2,127,085 | 3,717,795 | 3,286,064 | 1,894,295 | 18,867,398 |
| 506 | Sauk Valley | 3,607,593 | 0 | 2,608,266 | 1,400,302 | 2,172,323 | 2,427,343 | 2,049,588 | 14,265,415 |
| 531 | Shawnee | 1,188,373 | 3,520 | 4,409,090 | 865,270 | 3,341,521 | 1,280,461 | 1,933,018 | 13,021,253 |
| 510 | South Suburban | 9,037,487 | 71,165 | 7,622,174 | 4,391,394 | 5,589,980 | 7,041,867 | 4,130,171 | 37,884,238 |
| 533 | Southeastern | 2,175,245 | 138,937 | 5,583,187 | 2,250,754 | 2,120,069 | 2,290,938 | 1,286,929 | 15,846,059 |
| 522 | Southwestern | 8,046,494 | 1,281,272 | 15,000,018 | 3,414,785 | 8,285,587 | 11,738,330 | 5,718,488 | 53,484,974 |
| 534 | Spoon River | 1,973,730 | 179,725 | 2,383,608 | 1,223,059 | 1,245,148 | 2,256,122 | 1,435,774 | 10,697,166 |
| 504 | Triton | 17,694,645 | 1,282,537 | 9,939,901 | 6,989,962 | 3,641,473 | 13,933,914 | 7,123,419 | 60,605,851 |
| 516 | Waubesaee | 13,015,068 | 53,155 | 4,316,957 | 4,234,452 | 1,996,870 | 5,486,397 | 8,837,327 | 37,940,226 |
| 539 | Wood | 2,593,052 | 18,000 | 3,063,866 | 1,688,998 | 2,365,533 | 3,228,257 | 1,697,026 | 14,654,732 |
| STATE TOTALS | | \$496,888,061 | \$15,942,491 | \$305,029,278 | \$163,195,917 | \$165,803,256 | \$333,695,695 | \$206,018,430 | \$1,686,573,128 |

*Revenues received in the Education, Operation and Maintenance (including PBC), Restricted Purposes, Auxiliary Services, Liability/Protection/Settlement and Audit Funds

DNS = Data Not Submitted

SOURCE OF DATA: College Audits

Illinois Community College Board

Table IV-15

FISCAL YEAR 2001 TOTAL CURRENT FUND* EXPENDITURES BY FUNCTION

| Dist. No. | District | Instruction | Academic Support | Student Services | Public Service | Organized Research | Auxiliary Services | Operation & Maintenance | Institutional Support | Scholar., Grants & Waivers | Total |
|--------------|------------------|---------------|------------------|------------------|----------------|--------------------|--------------------|-------------------------|-----------------------|----------------------------|-----------------|
| 503 | Black Hawk | \$13,205,540 | \$3,686,235 | \$3,117,897 | \$4,128,922 | \$0 | \$3,080,395 | \$3,446,615 | \$8,518,890 | \$6,386,307 | \$45,570,801 |
| 508 | Chicago | 97,409,246 | 17,872,399 | 16,850,653 | 13,700,458 | 0 | 0 | 28,496,423 | 73,400,297 | 30,517,541 | 278,247,017 |
| 507 | Danville | 4,464,341 | 1,227,911 | 1,695,589 | 2,080,546 | 0 | 1,022,130 | 1,934,038 | 2,674,469 | 3,078,038 | 18,177,062 |
| 502 | DuPage | 50,441,873 | 7,419,345 | 9,714,850 | 6,805,251 | 0 | 6,590,623 | 11,651,769 | 19,221,943 | 7,434,918 | 119,280,572 |
| 509 | Elgin | 15,303,747 | 2,854,302 | 2,800,231 | 1,195,468 | 0 | 7,708,114 | 5,258,176 | 7,928,883 | 369,715 | 43,418,636 |
| 512 | Harper | 23,066,594 | 5,473,671 | 7,083,956 | 8,347,583 | 0 | 5,983,103 | 7,667,573 | 19,969,403 | 4,350,652 | 81,942,535 |
| 540 | Heartland | 7,888,069 | 1,113,312 | 1,167,030 | 991,756 | 0 | 437,524 | 2,787,543 | 3,287,870 | 1,756,227 | 19,429,331 |
| 519 | Highland | 6,118,940 | 564,892 | 1,371,133 | 989,932 | 0 | 946,695 | 1,395,400 | 2,767,170 | 1,121,834 | 15,275,996 |
| 514 | Illinois Central | 18,504,858 | 2,688,148 | 3,325,429 | 2,485,495 | 0 | 6,740,514 | 6,570,916 | 11,350,141 | 5,531,869 | 57,197,370 |
| 529 | Illinois Eastern | 11,397,952 | 587,735 | 3,171,457 | 816,787 | 0 | 2,848,906 | 2,477,712 | 4,938,791 | 6,298,289 | 32,537,629 |
| 513 | Illinois Valley | 8,363,809 | 1,474,635 | 2,422,177 | 2,668,757 | 0 | 3,854,715 | 1,947,463 | 3,454,213 | 0 | 24,185,769 |
| 525 | Joliet | 25,297,597 | 1,694,569 | 5,026,629 | 1,787,816 | 0 | 1,122,109 | 5,243,039 | 10,117,078 | 0 | 54,338,905 |
| 520 | Kankakee | 8,360,237 | 980,709 | 983,943 | 2,545,122 | 0 | 1,259,515 | 1,635,393 | 4,644,305 | 1,354,146 | 21,763,370 |
| 501 | Kaskaskia | 10,627,009 | 413,996 | 962,834 | 0 | 0 | 1,292,031 | 1,468,132 | 1,865,923 | 409,991 | 17,039,916 |
| 523 | Kishwaukee | 7,385,982 | 2,240,106 | 2,161,988 | 767,608 | 37,153 | 0 | 1,678,556 | 3,291,746 | 0 | 17,563,139 |
| 532 | Lake County | 21,232,750 | 3,789,204 | 3,185,854 | 7,597,572 | 0 | 5,944,667 | 4,769,528 | 19,193,747 | 6,129,084 | 71,844,406 |
| 517 | Lake Land | 14,129,337 | 1,618,185 | 1,310,435 | 1,074,538 | 0 | 1,362,827 | 3,120,079 | 4,303,054 | 4,833,504 | 31,751,959 |
| 536 | Lewis & Clark | 8,873,676 | 2,420,750 | 1,816,158 | 2,687,693 | 0 | 915,129 | 3,147,809 | 4,242,591 | 2,468,545 | 26,572,351 |
| 526 | Lincoln Land | 11,400,021 | 5,582,349 | 4,153,058 | 6,579,150 | 0 | 2,817,224 | 3,329,538 | 5,953,286 | 59,372 | 39,873,998 |
| 530 | Logan | 9,933,741 | 1,872,712 | 3,278,700 | 2,556,509 | 0 | 1,122,109 | 3,034,782 | 3,905,139 | 5,434,097 | 31,137,789 |
| 528 | McHenry | 9,406,847 | 1,347,805 | 2,525,341 | 2,697,411 | 0 | 2,577,430 | 2,156,257 | 6,866,324 | 0 | 27,577,415 |
| 524 | Moraine Valley | 21,857,134 | 3,650,622 | 4,927,757 | 4,714,542 | 0 | 3,580,163 | 5,143,283 | 11,417,771 | 2,079,383 | 57,370,655 |
| 527 | Morton | 6,254,016 | 641,041 | 2,193,443 | 405,189 | 0 | 1,239,658 | 2,040,357 | 3,777,942 | 264,860 | 16,816,506 |
| 535 | Oakton | 25,159,498 | 4,392,219 | 3,994,517 | 2,108,024 | 0 | 13,004,727 | 4,682,942 | 5,086,954 | 0 | 61,519,235 |
| 505 | Parkland | 18,976,447 | 5,393,850 | 7,175,814 | 2,017,081 | 0 | 4,912,575 | 4,743,533 | 8,428,008 | 6,860,673 | 55,417,627 |
| 515 | Prairie State | 8,149,878 | 1,290,889 | 3,598,268 | 2,181,468 | 0 | 221,031 | 2,618,546 | 5,574,809 | 0 | 23,634,889 |
| 521 | Rend Lake | 6,289,056 | 1,627,211 | 1,725,281 | 2,321,680 | 0 | 1,514,817 | 1,794,300 | 2,724,790 | 2,811,875 | 20,809,010 |
| 537 | Richland | 6,867,387 | 1,079,361 | 4,433,059 | 452,336 | 0 | 1,190,026 | 1,002,315 | 2,753,752 | 122,217 | 17,900,453 |
| 511 | Rock Valley | 13,094,512 | 1,816,956 | 1,420,685 | 6,205,140 | 0 | 776,918 | 2,928,429 | 8,843,489 | 2,587,803 | 37,673,932 |
| 518 | Sandburg | 7,064,729 | 591,093 | 1,189,439 | 1,727,972 | 0 | 613,898 | 1,027,442 | 5,528,122 | 2,338,563 | 20,081,258 |
| 506 | Sauk Valley | 4,558,626 | 1,202,552 | 1,102,993 | 595,505 | 0 | 1,395,945 | 1,356,987 | 2,572,647 | 2,181,090 | 14,766,345 |
| 531 | Shawnee | 4,175,046 | 233,342 | 1,851,740 | 1,502,609 | 0 | 1,186,866 | 806,516 | 1,585,649 | 1,630,922 | 12,972,690 |
| 510 | South Suburban | 13,230,822 | 611,470 | 9,360,342 | 3,926,788 | 0 | 3,240,968 | 5,032,980 | 6,639,768 | 0 | 42,043,138 |
| 533 | Southeastern | 6,353,612 | 515,200 | 1,324,162 | 547,006 | 0 | 1,041,262 | 1,542,420 | 1,995,652 | 2,568,179 | 15,887,493 |
| 522 | Southwestern | 17,760,318 | 1,976,333 | 4,350,541 | 4,964,154 | 0 | 4,188,619 | 4,539,894 | 10,754,362 | 5,194,875 | 53,729,096 |
| 534 | Spoon River | 3,763,459 | 190,533 | 567,370 | 752,394 | 0 | 1,169,078 | 835,412 | 2,133,035 | 1,294,073 | 10,705,354 |
| 504 | Triton | 16,483,897 | 3,920,580 | 3,668,964 | 3,737,769 | 1,920 | 4,933,235 | 5,704,788 | 14,335,445 | 5,342,312 | 58,148,910 |
| 516 | Waubensee | 9,530,874 | 2,486,065 | 3,801,776 | 2,047,863 | 0 | 4,131,750 | 3,092,945 | 7,632,383 | 0 | 32,723,656 |
| 539 | Wood | 4,138,293 | 672,825 | 1,681,702 | 1,144,800 | 0 | 836,831 | 737,154 | 3,616,823 | 1,963,163 | 14,791,591 |
| STATE TOTALS | | \$576,319,770 | \$99,215,112 | \$136,493,195 | \$113,856,694 | \$39,073 | \$110,854,195 | \$152,846,984 | \$327,318,664 | \$124,774,117 | \$1,641,717,804 |

*Expenditures made from the Education, Operation and Maintenance (including PBC), Restricted Purposes, Auxiliary Services, Liability/Protection/Settlement, and Audit Funds

DNS = Data Not Submitted

SOURCE OF DATA: College Audits

Section V

FACILITIES DATA

This section on facilities presents two types of data; the first part gives data on physical facilities available on community college campuses and the second briefly describes how the facilities were financed.

Table V-1 summarizes the total acreage on each college campus by nine categories of land use.

Table V-2 summarizes the total net assignable square feet (NASF) and gross square feet (GSF) available on each community college campus as of August 2001.

Table V-3 lists the square footage of all on-campus facilities under construction or approved for construction as of August 2001.

Table V-4 presents the total NASF by room use classification. Tables V-5 through V-7 show the NASF by function of space on each campus for completed facilities. The NASF is shown for state-funded facilities, locally funded facilities, and temporary facilities.

Table V-8 shows the NASF by function of space in state-funded facilities under construction. Table V-9 shows this breakdown for locally funded permanent facilities approved or under construction.

Table V-10 presents a computed figure for space (room use category) per student (fall FTE).

Table V-11 depicts the number of protection, health, and safety projects approved and the budgeted amounts for these projects.

Table V-12 lists the project and funding for all capital projects completed since January 1990.

Tables V-13 through V-17 list projects currently under construction or approved as of May 2002. Table V-13 includes regular capital projects; Table V-14 identifies projects funded with protection, health, and safety monies; and Tables V-15 through V-17 present capital renewal grants for fiscal years 2000, 2001, and 2002, respectively.

Illinois Community College Board
Table V-1
SUMMARY OF ACRES BY USE FOR ILLINOIS PUBLIC COMMUNITY COLLEGES AS OF AUGUST 1, 2001

| Dist. No. | District/College | Landscaped Grounds | P.E. & Athletic Fields | Buildings/ Structures | Experiment Plots | Other | | | Pond Retention & Drainage | Total Assigned Area | Unassigned | Total Acres | Total Funded By State |
|-----------|------------------|--------------------|------------------------|-----------------------|------------------|----------------|--------------|----------|---------------------------|---------------------|------------|-------------|-----------------------|
| | | | | | | Instruc. Areas | Parking Lots | Roadways | | | | | |
| 503 | Black Hawk | 74.55 | 13.86 | 10.39 | 11.00 | 3.00 | 20.00 | 7.90 | 5.28 | 0.00 | 145.98 | 160.35 | |
| 508 | Chicago | | | | | | | | | | 0.00 | | |
| | Daley | 14.69 | 2.65 | 6.44 | 0.00 | 0.00 | 20.38 | 3.13 | 0.00 | 0.00 | 47.29 | 0.00 | |
| | Kennedy | 3.14 | 1.28 | 7.76 | 0.00 | 0.00 | 10.05 | 0.59 | 0.00 | 22.82 | 18.20 | 18.20 | |
| | Malcolm | 4.93 | 0.00 | 5.25 | 0.00 | 0.00 | 8.81 | 0.00 | 0.00 | 19.45 | 20.20 | 19.13 | |
| | Olive | 50.47 | 0.10 | 3.55 | 0.00 | 0.00 | 7.68 | 0.50 | 0.00 | 4.87 | 67.17 | 0.00 | |
| | Truman | 2.29 | 1.24 | 4.06 | 0.00 | 0.67 | 4.13 | 0.20 | 0.00 | 12.59 | 12.59 | 4.95 | |
| | Washington | 0.00 | 0.00 | 0.66 | 0.00 | 0.00 | 0.00 | 0.00 | 0.00 | 0.00 | 0.66 | 0.00 | |
| | Wright | 6.30 | 0.91 | 12.43 | 0.00 | 0.00 | 10.63 | 0.00 | 0.00 | 30.27 | 20.75 | 20.75 | |
| 507 | Danville | 28.84 | 0.00 | 8.34 | 16.96 | 0.00 | 12.43 | 5.00 | 0.00 | 71.57 | 0.00 | 41.75 | |
| 502 | DuPage | 81.32 | 24.43 | 26.02 | 42.00 | 0.27 | 81.00 | 7.88 | 12.25 | 275.17 | 9.25 | 284.42 | |
| 509 | Elgin | 71.60 | 0.00 | 16.40 | 0.00 | 1.50 | 29.40 | 6.00 | 9.50 | 134.40 | 13.00 | 147.40 | |
| 512 | Harper | 54.50 | 21.00 | 35.00 | 0.00 | 7.00 | 37.50 | 18.00 | 10.00 | 200.00 | 0.00 | 92.00 | |
| 540 | Heartland | 26.50 | 0.00 | 3.00 | 0.00 | 0.00 | 7.00 | 3.50 | 13.00 | 104.00 | 56.00 | 160.00 | |
| 519 | Highland | 22.70 | 30.00 | 7.25 | 0.00 | 0.00 | 20.00 | 10.00 | 10.05 | 100.00 | 0.00 | 47.95 | |
| 514 | Illinois Central | 111.99 | 6.10 | 9.03 | 3.80 | 0.00 | 25.75 | 12.80 | 3.80 | 259.52 | 432.79 | 32.35 | |
| 529 | Illinois Eastern | | | | | | | | | | 0.00 | | |
| | Frontier | 30.70 | 0.00 | 0.60 | 0.00 | 0.00 | 2.00 | 0.30 | 0.00 | 21.00 | 54.60 | 0.00 | |
| | Lincoln Trail | 12.00 | 5.00 | 3.50 | 0.00 | 0.00 | 6.50 | 5.00 | 2.00 | 5.00 | 39.00 | 0.00 | |
| | Olney Central | 68.91 | 17.00 | 8.00 | 0.50 | 0.00 | 5.20 | 1.10 | 1.00 | 0.00 | 101.71 | 0.00 | |
| | Wabash | 4.80 | 2.00 | 9.40 | 0.00 | 0.00 | 4.00 | 1.00 | 3.00 | 0.00 | 23.20 | 0.00 | |
| 513 | Illinois Valley | 36.00 | 26.00 | 7.00 | 19.00 | 0.00 | 18.00 | 2.00 | 2.00 | 0.00 | 111.00 | 56.00 | |
| 525 | Joliet | 101.79 | 18.25 | 18.10 | 0.00 | 160.33 | 26.46 | 8.60 | 22.00 | 0.00 | 355.53 | 80.00 | |
| 520 | Kankakee | 41.59 | 23.40 | 9.00 | 18.00 | 0.00 | 13.41 | 5.50 | 1.30 | 64.30 | 176.50 | 128.70 | |
| 501 | Kaskaskia | 145.00 | 15.00 | 16.00 | 4.00 | 4.00 | 10.50 | 3.28 | 0.00 | 0.00 | 197.78 | 0.00 | |
| 523 | Kishwaukee | 33.30 | 7.00 | 26.80 | 22.30 | 0.00 | 11.00 | 2.00 | 6.00 | 0.00 | 108.40 | 63.50 | |
| 532 | Lake County | 79.36 | 8.28 | 8.97 | 1.50 | 12.00 | 31.08 | 4.26 | 10.84 | 0.00 | 156.29 | 51.52 | |
| 517 | Lake Land | 81.01 | 3.52 | 7.73 | 21.00 | 169.80 | 11.79 | 7.02 | 5.80 | 0.00 | 307.67 | 20.76 | |
| 536 | Lewis & Clark | 76.00 | 9.00 | 15.00 | 0.00 | 0.00 | 8.00 | 4.00 | 2.00 | 0.00 | 114.00 | 218.00 | |
| 526 | Lincoln Land | DNS | DNS | DNS | DNS | DNS | DNS | DNS | DNS | DNS | DNS | DNS | |
| 530 | Logan | 12.80 | 19.80 | 8.00 | 0.00 | 0.00 | 17.80 | 4.50 | 3.10 | 0.00 | 66.00 | 57.50 | |
| 528 | McHenry | 9.00 | 12.00 | 7.00 | 1.00 | 16.00 | 16.00 | 4.00 | 4.00 | 0.00 | 69.00 | 31.00 | |
| 524 | Moraine Valley | 41.00 | 15.00 | 12.00 | 40.00 | 0.00 | 20.00 | 8.00 | 3.00 | 0.00 | 139.00 | 0.00 | |
| 527 | Morton | DNS | DNS | DNS | DNS | DNS | DNS | DNS | DNS | DNS | DNS | DNS | |
| 535 | Oakton | 31.00 | 30.00 | 7.25 | 1.75 | 62.00 | 28.00 | 7.00 | 25.00 | 0.00 | 192.00 | 147.00 | |
| 505 | Parkland | 91.50 | 65.00 | 8.75 | 25.00 | 0.00 | 26.75 | 7.00 | 6.00 | 0.00 | 230.00 | 179.00 | |
| 515 | Prairie State | 46.00 | 7.00 | 4.00 | 0.00 | 0.00 | 18.00 | 4.00 | 3.00 | 0.00 | 82.00 | 26.00 | |
| 521 | Rend Lake | 52.00 | 6.00 | 8.00 | 217.50 | 0.00 | 5.50 | 4.00 | 2.00 | 0.00 | 295.00 | 0.00 | |
| 537 | Richland | 36.20 | 6.00 | 3.75 | 0.00 | 58.65 | 5.90 | 3.00 | 1.50 | 2.00 | 117.00 | 0.00 | |
| 511 | Rock Valley | 118.30 | 22.00 | 7.06 | 0.17 | 0.00 | 11.00 | 4.87 | 3.50 | 59.00 | 225.90 | 78.00 | |
| 518 | Sandburg | 38.74 | 10.00 | 6.12 | 3.75 | 0.00 | 7.02 | 4.76 | 0.75 | 25.35 | 96.49 | 0.00 | |
| 506 | Sauk Valley | 95.46 | 12.62 | 7.85 | 11.70 | 0.00 | 12.53 | 4.21 | 0.13 | 0.00 | 144.50 | 81.50 | |
| 531 | Shawnee | DNS | DNS | DNS | DNS | DNS | DNS | DNS | DNS | DNS | DNS | DNS | |
| 510 | South Suburban | 54.40 | 8.10 | 8.10 | 0.00 | 0.00 | 25.62 | 6.30 | 4.20 | 0.00 | 106.72 | 35.10 | |
| 533 | Southeastern | 11.70 | 24.00 | 5.29 | 0.00 | 0.00 | 11.20 | 2.60 | 9.00 | 0.00 | 63.79 | 50.00 | |
| 522 | Southwestern | 38.35 | 10.60 | 9.05 | 5.00 | 1.09 | 69.69 | 15.62 | 2.64 | 91.82 | 243.86 | 151.00 | |
| 534 | Spoon River | DNS | DNS | DNS | DNS | DNS | DNS | DNS | DNS | DNS | DNS | DNS | |
| 504 | Triton | 28.38 | 12.57 | 10.51 | 0.00 | 0.00 | 37.36 | 9.20 | 1.00 | 3.75 | 102.77 | 55.00 | |
| 516 | Waubesaie | 65.50 | 8.80 | 7.00 | 0.00 | 16.00 | 18.00 | 4.00 | 6.50 | 0.00 | 125.80 | 26.20 | |
| 539 | Wood | 6.50 | 15.25 | 7.25 | 0.00 | 0.00 | 6.00 | 3.00 | 4.25 | 0.25 | 42.50 | 36.90 | |
| | TOTALS | 2,041.11 | 520.76 | 412.66 | 465.93 | 512.31 | 779.07 | 215.62 | 199.39 | 605.32 | 5,752.17 | 7,466.35 | |
| | | | | | | | | | | | 1,714.18 | 2,129.11 | |

SOURCE OF DATA: RAMP/CC Table CI.3 (FY 2003)
DNS = Data Not Submitted

Table V-2
SUMMARY OF TOTAL SQUARE FOOTAGE AVAILABLE ON ILLINOIS PUBLIC COMMUNITY
COLLEGE CAMPUSES AS OF JUNE 30, 2001

| Dist. No. | District/College | State-Appropriated Permanent | | Locally Funded Permanent | | Total Permanent | | Temporary | | Totals | | % All Bldgs. |
|--------------|------------------|---------------------------------|------------|-----------------------------|-----------|-----------------|------------|-----------|---------|------------|------------|-----------------|
| | | NASF | GSF | NASF | GSF | NASF | GSF | NASF | GSF | NASF | GSF | |
| 503 | Black Hawk | 319,594 | 429,822 | 56,617 | 69,482 | 376,211 | 499,304 | 0 | 0 | 376,211 | 499,304 | 75% |
| 508 | Chicago | DNA | DNA | 332,390 | 397,686 | DNA | DNA | DNA | DNA | DNA | DNA | DNA |
| | Daley | 433,164 | 673,846 | 106,177 | 148,655 | 539,341 | 822,501 | 0 | 0 | 539,341 | 822,501 | 66% |
| | Kennedy | 342,314 | 541,575 | 29,811 | 37,168 | 372,125 | 578,743 | 0 | 0 | 372,125 | 578,743 | 64% |
| | Malcolm | DNA | DNA | 257,405 | 413,160 | DNA | DNA | DNA | DNA | DNA | DNA | DNA |
| | Olive-Harvey | DNA | DNA | 366,555 | DNA | DNA | DNA | 0 | 0 | DNA | DNA | DNA |
| | Truman | DNA | DNA | 220,110 | 345,300 | DNA | DNA | 0 | 0 | DNA | DNA | DNA |
| | Washington | 159,707 | 241,745 | 331,361 | 544,380 | 491,068 | 786,125 | 0 | 0 | 491,068 | 786,125 | 62% |
| 507 | Danville | 144,785 | 249,892 | 49,158 | 82,301 | 193,943 | 332,193 | 100,353 | 167,702 | 294,296 | 499,895 | 59% |
| 502 | DuPage | 485,225 | 803,530 | 373,975 | 557,262 | 859,200 | 1,360,792 | 0 | 0 | 859,200 | 1,360,792 | 63% |
| 509 | DuPage | 256,070 | 416,074 | 106,850 | 256,161 | 362,920 | 672,235 | 0 | 0 | 362,920 | 672,235 | 54% |
| 512 | Harper | 372,795 | 617,864 | 187,937 | 293,102 | 560,732 | 910,966 | 2,992 | 3,648 | 563,724 | 914,614 | 62% |
| 540 | Highland | 95,193 | 222,487 | DNA | 0 | 95,193 | 222,487 | 0 | 0 | 95,193 | 222,487 | 43% |
| 519 | Highland | 146,192 | 205,216 | 83,370 | 108,394 | 229,562 | 313,610 | 7,617 | 6,023 | 237,179 | 319,633 | 74% |
| 514 | Illinois Central | 349,072 | 503,247 | 206,225 | 271,656 | 555,297 | 774,903 | 0 | 0 | 555,297 | 774,903 | 72% |
| 529 | Illinois Eastern | DNA | DNA | 22,854 | DNA | DNA | DNA | 0 | 0 | DNA | DNA | DNA |
| | Frontier | DNA | DNA | 103,570 | DNA | DNA | DNA | 20,739 | DNA | DNA | DNA | DNA |
| | Lincoln Trail | DNA | DNA | 104,991 | DNA | DNA | DNA | 31,211 | DNA | DNA | DNA | DNA |
| | Olney | DNA | DNA | 139,268 | DNA | DNA | DNA | 0 | DNA | DNA | DNA | DNA |
| | Wabash Valley | 190,447 | 309,240 | 44,558 | 65,167 | 235,005 | 374,407 | 0 | 0 | 235,005 | 374,407 | 63% |
| 513 | Illinois Valley | 260,371 | 486,676 | 78,900 | 148,637 | 339,271 | 635,313 | 0 | 0 | 339,271 | 635,313 | 53% |
| 525 | Joliet | 162,681 | 202,588 | 8,538 | 14,918 | 171,219 | 217,506 | 20,293 | 35,930 | 191,512 | 253,436 | 76% |
| 520 | Kankakee | 139,283 | 207,797 | 2,809 | 3,040 | 142,092 | 210,837 | 15,682 | 17,993 | 157,774 | 228,830 | 69% |
| 501 | Kaskaskia | 116,029 | 193,101 | 103,645 | 137,824 | 219,674 | 330,925 | 0 | 0 | 219,674 | 330,925 | 66% |
| 523 | Kishwaukee | 231,445 | 386,235 | 221,438 | 331,848 | 452,883 | 718,083 | 29,067 | 33,300 | 481,950 | 751,383 | 64% |
| 532 | Lake County | 192,454 | 291,664 | 25,410 | 27,671 | 217,864 | 319,335 | 16,072 | 17,450 | 233,936 | 336,785 | 69% |
| 517 | Lake Land | 289,394 | 468,772 | 84,208 | 103,745 | 373,602 | 572,517 | 8,410 | 9,200 | 382,012 | 581,717 | 66% |
| 536 | Lewis & Clark | 220,713 | 27,644 | 81,414 | 112,127 | 302,127 | 139,771 | 17,555 | 348,582 | 319,682 | 488,353 | 65% |
| 526 | Lincoln Land | 249,182 | 384,315 | 40,822 | 56,313 | 290,004 | 440,628 | 0 | 0 | 290,004 | 440,628 | 66% |
| 530 | Logan | 116,933 | 159,828 | 104,882 | 163,427 | 221,815 | 323,255 | 774 | 857 | 222,589 | 324,112 | 69% |
| 528 | McHenry | 388,052 | 546,142 | 93,702 | 151,661 | 481,754 | 697,803 | 14,748 | 20,000 | 496,502 | 717,803 | 69% |
| 524 | Moraine Valley | 137,563 | 235,718 | DNA | DNA | DNA | DNA | 0 | 0 | DNA | DNA | DNA |
| 527 | Morton | 262,348 | 404,440 | 130,797 | 217,308 | 393,145 | 621,748 | 0 | 0 | 393,145 | 621,748 | 63% |
| 535 | Oakton | 341,042 | 494,515 | 15,843 | 0 | 356,885 | 494,515 | 0 | 48,574 | 356,885 | 543,089 | 66% |
| 505 | Parkland | 203,645 | 333,697 | 29,453 | 36,738 | 233,098 | 370,435 | 17,651 | 23,040 | 250,749 | 393,475 | 64% |
| 515 | Prairie State | 149,592 | 212,174 | 48,985 | 62,674 | 198,577 | 274,848 | 0 | 0 | 198,577 | 274,848 | 72% |
| 521 | Rend Lake | 118,462 | 163,342 | 26,656 | 44,607 | 145,118 | 207,949 | 0 | 0 | 145,118 | 207,949 | 70% |
| 537 | Richland | 312,595 | 437,283 | 123,335 | 177,070 | 435,930 | 614,353 | 0 | 0 | 435,930 | 614,353 | 71% |
| 511 | Rock Valley | 65,952 | 109,444 | 71,668 | 99,801 | 137,620 | 209,245 | 0 | 0 | 137,620 | 209,245 | 66% |
| 518 | Sandburg | 179,492 | 353,290 | 41,031 | 51,040 | 220,523 | 404,330 | 0 | 0 | 220,523 | 404,330 | 55% |
| 506 | Sauk Valley | 72,477 | 117,632 | 14,989 | 20,965 | 87,466 | 138,597 | 5,170 | 6,720 | 92,636 | 145,317 | 64% |
| 531 | Shawnee | 281,444 | 478,454 | 57,270 | 97,833 | 338,714 | 576,287 | 0 | 0 | 338,714 | 576,287 | 59% |
| 510 | South Suburban | 128,783 | 207,774 | 20,814 | 27,340 | 149,597 | 235,114 | 1,965 | 1,965 | 151,562 | 237,079 | 64% |
| 533 | Southeastern | 259,196 | 412,924 | 172,563 | 234,908 | 431,759 | 647,832 | 12,545 | 0 | 444,304 | 647,832 | 69% |
| 522 | Southwestern | 128,301 | 208,862 | DNA | DNA | DNA | DNA | 0 | 0 | DNA | DNA | DNA |
| 534 | Spoon River | 543,531 | 774,830 | 43,155 | 70,743 | 586,686 | 845,573 | 0 | 0 | 586,686 | 845,573 | 69% |
| 504 | Triton | 184,125 | 279,474 | 88,740 | 154,000 | 272,865 | 433,474 | 14,291 | 16,000 | 287,156 | 449,474 | 64% |
| 516 | Waubesaee | 33,956 | 50,176 | 44,387 | 69,155 | 78,343 | 119,331 | 6,948 | 9,408 | 85,291 | 128,739 | 66% |
| 539 | Wood | 9,063,599 | 13,843,329 | 4,898,636 | 6,205,267 | 12,149,228 | 18,447,870 | 344,083 | 766,392 | 12,441,361 | 19,214,262 | |

NASF = Net Assignable Square Feet
GSF = Gross Square Feet

*Building efficiency equals net assignable square feet divided by gross square feet.

DNA = Data Not Available

SOURCE OF DATA: NASF is taken from the R3 records.
GSF is taken from the B3 records

BEST COPY AVAILABLE

Illinois Community College Board
Table V-3
SQUARE FOOTAGE OF ON-CAMPUS FACILITIES UNDER CONSTRUCTION
OR APPROVED FOR CONSTRUCTION AS OF AUGUST 1, 2001

| Dist. No. | District/College | State Approp. | | Local Funded | | Total | | % Eff. |
|--------------|------------------|---------------|----------------|--------------|----------|---------------|----------------|--------|
| | | NASF | GSF | NASF | GSF | NASF | GSF | |
| 503 | Black Hawk | 25,000 | 35,000 | 0 | 0 | 25,000 | 35,000 | 71.4% |
| 508 | Chicago | | | | | | | |
| | Daley | 0 | 0 | 0 | 0 | 0 | 0 | |
| | Kennedy-King | 0 | 0 | 0 | 0 | 0 | 0 | |
| | Malcolm X | 0 | 0 | 0 | 0 | 0 | 0 | |
| | Olive-Harvey | 0 | 0 | 0 | 0 | 0 | 0 | |
| | Truman | 0 | 0 | 0 | 0 | 0 | 0 | |
| | Washington | 0 | 0 | 0 | 0 | 0 | 0 | |
| | Wright | 0 | 0 | 0 | 0 | 0 | 0 | |
| 507 | Danville | 93,243 | 112,759 | 0 | 0 | 93,243 | 112,759 | 82.7% |
| 502 | DuPage | 0 | 0 | 0 | 0 | 0 | 0 | |
| 509 | Elgin | 0 | 0 | 35,024 | 53,520 | 35,024 | 53,520 | 65.4% |
| 512 | Harper | 31,240 | 49,151 | 25,560 | 39,993 | 56,800 | 89,144 | 63.7% |
| 540 | Heartland | 0 | 0 | 0 | 0 | 0 | 0 | |
| 519 | Highland | 0 | 0 | 0 | 0 | 0 | 0 | |
| 514 | Illinois Central | 5,105 | 5,647 | 0 | 0 | 5,105 | 5,647 | 90.4% |
| 529 | Illinois Eastern | | | | | | | |
| | Frontier | 10,307 | 13,035 | 0 | 0 | 10,307 | 13,035 | 79.1% |
| | Lincoln Trail | 0 | 0 | 0 | 0 | 0 | 0 | |
| | Olney | 0 | 0 | 0 | 0 | 0 | 0 | |
| | Wabash | 0 | 0 | 2,608 | 3,840 | 2,608 | 3,840 | 67.9% |
| 513 | Illinois Valley | 0 | 0 | 0 | 0 | 0 | 0 | |
| 525 | Joliet | 0 | 0 | 0 | 0 | 0 | 0 | |
| 520 | Kankakee | 0 | 0 | 0 | 0 | 0 | 0 | |
| 501 | Kaskaskia | 2,300 | 3,066 | 0 | 0 | 2,300 | 3,066 | 75.0% |
| 523 | Kishwaukee | 123,315 | 184,721 | 109,776 | 146,204 | 233,091 | 330,925 | 70.4% |
| 532 | Lake County | 0 | 0 | 0 | 0 | 0 | 0 | |
| 517 | Lake Land | 0 | 0 | 0 | 0 | 0 | 0 | |
| 536 | Lewis & Clark | 37,264 | 58,152 | 0 | 0 | 37,264 | 58,152 | 64.1% |
| 526 | Lincoln Land | DNS | DNS | DNS | DNS | DNS | DNS | |
| 530 | Logan | DNS | DNS | DNS | DNS | DNS | DNS | |
| 528 | McHenry | 43,420 | 63,000 | 0 | 0 | 43,420 | 63,000 | 68.9% |
| 524 | Moraine Valley | 44,494 | 64,613 | 0 | 0 | 44,494 | 64,613 | 68.9% |
| 527 | Morton | DNS | DNS | DNS | DNS | DNS | DNS | |
| 535 | Oakton | 192,010 | 303,107 | 202,255 | 322,377 | 394,265 | 625,484 | 63.0% |
| 505 | Parkland | 14,568 | 24,602 | 43,705 | 73,806 | 58,273 | 98,408 | 59.2% |
| 515 | Prairie State | 0 | 0 | 0 | 0 | 0 | 0 | |
| 521 | Rend Lake | 0 | 0 | 0 | 0 | 0 | 0 | |
| 537 | Richland | 145,918 | 207,949 | 0 | 0 | 145,918 | 207,949 | 70.2% |
| 511 | Rock Valley | 0 | 0 | 0 | 0 | 0 | 0 | |
| 518 | Sandburg | 0 | 0 | 0 | 0 | 0 | 0 | |
| 506 | Sauk Valley | 0 | 0 | 0 | 0 | 0 | 0 | |
| 531 | Shawnee | DNS | DNS | DNS | DNS | DNS | DNS | |
| 510 | South Suburban | 0 | 0 | 0 | 0 | 0 | 0 | |
| 533 | Southeastern | 0 | 0 | 0 | 0 | 0 | 0 | |
| 522 | Southwestern | 0 | 0 | 5,440 | 6,800 | 5,440 | 6,800 | 80.0% |
| 534 | Spoon River | DNS | DNS | DNS | DNS | DNS | DNS | |
| 504 | Triton | 0 | 0 | 0 | 0 | 0 | 0 | |
| 516 | Waubonsee | 0 | 0 | 0 | 0 | 0 | 0 | |
| 539 | Wood | <u>78,000</u> | <u>115,402</u> | <u>0</u> | <u>0</u> | <u>78,000</u> | <u>115,402</u> | 67.6% |
| | TOTALS | 846,184 | 1,240,204 | 424,368 | 646,540 | 1,270,552 | 1,886,744 | |

NASF= Net Assignable Square Feet
GSF= Gross Square Feet
SOURCE OF DATA: RAMP/CC Table C1.1 (FY 2003)
DNS = Data Not Submitted

TOTAL NET ASSIGNABLE SQUARE FOOTAGE BY ROOM USE CLASSIFICATION

| Dist. No. | District/Collage | Classrooms | Laboratory | Office | Study | PE | Athletic/ | Special Use | Theater/ Aud. | General Use | Support | Health Care | Unclass. | NASF | GSF |
|-----------|------------------|------------|------------|-----------|---------|-----------|-----------|-------------|---------------|-------------|---------|-------------|----------|------------|------------|
| 503 | Black Hawk | 72,983 | 90,156 | 59,175 | 26,216 | 27,921 | 28,119 | 1,905 | 37,117 | 32,619 | 0 | 0 | 0 | 376,211 | 499,304 |
| 508 | Chicago | 86,317 | 98,681 | 80,669 | 25,235 | 27,635 | 11,525 | 150 | 45,237 | 22,264 | 0 | 2,965 | 0 | 400,678 | DNA |
| | Kennedy-King | 85,031 | 187,800 | 94,737 | 19,932 | 72,171 | 11,712 | 7,232 | 42,165 | 18,375 | 186 | 0 | 0 | 539,341 | 822,501 |
| | Malcolm X | 103,738 | 51,348 | 89,088 | 29,919 | 22,345 | 16,186 | 0 | 29,706 | 19,942 | 1,630 | 0 | 8,223 | 372,125 | 578,743 |
| | Olive-Harvey | 81,457 | 57,876 | 65,239 | 30,566 | 30,820 | 2,575 | 4,200 | 29,142 | 18,907 | 1,900 | 0 | 0 | 312,682 | DNA |
| | Truman | 110,937 | 64,613 | 87,290 | 29,175 | 9,642 | 6,737 | 8,132 | 37,471 | 12,558 | 0 | 25 | 0 | 366,580 | DNA |
| | Washington | 64,349 | 39,513 | 63,433 | 17,367 | 0 | 4,135 | 0 | 19,903 | 11,410 | 0 | 0 | 0 | 220,110 | DNA |
| | Wright | 104,320 | 94,440 | 83,026 | 35,433 | 59,715 | 7,714 | 21,405 | 35,003 | 32,243 | 0 | 17,769 | 0 | 491,068 | 786,125 |
| 507 | Danville | 38,554 | 61,038 | 44,114 | 10,389 | 19,997 | 2,342 | 3,418 | 23,373 | 20,039 | 0 | 0 | 71,032 | 294,296 | 499,895 |
| 502 | DuPage | 134,280 | 195,194 | 153,226 | 79,689 | 80,166 | 30,902 | 17,513 | 114,678 | 50,490 | 1,261 | 1,801 | 0 | 859,200 | 1,360,792 |
| 509 | Elgin | 58,039 | 114,620 | 64,288 | 20,035 | 23,324 | 4,495 | 18,807 | 46,766 | 12,546 | 0 | 0 | 0 | 362,920 | 672,235 |
| 510 | Harper | 92,442 | 155,734 | 114,366 | 37,048 | 63,668 | 16,342 | 3,875 | 42,811 | 36,609 | 829 | 0 | 0 | 563,724 | 914,614 |
| 540 | Heartland | 17,632 | 28,124 | 31,578 | 2,804 | 0 | 4,989 | 72 | 3,636 | 6,358 | 0 | 0 | 0 | 95,193 | 222,487 |
| 519 | Highland | 20,972 | 53,651 | 39,091 | 9,848 | 52,548 | 9,089 | 4,969 | 35,681 | 11,330 | 0 | 0 | 0 | 237,179 | 319,633 |
| 514 | Illinois Central | 63,063 | 175,404 | 85,458 | 33,844 | 21,398 | 14,286 | 7,143 | 102,772 | 49,440 | 1,228 | 0 | 0 | 555,297 | 774,903 |
| 529 | Illinois Eastern | 6,460 | 4,538 | 6,810 | 1,248 | 0 | 0 | 0 | 870 | 2,928 | 0 | 0 | 0 | 22,854 | DNA |
| | Frontier | 20,190 | 25,103 | 13,418 | 5,947 | 21,225 | 0 | 6,439 | 16,077 | 15,910 | 0 | 0 | 0 | 124,309 | DNA |
| | Lincoln Trail | 26,802 | 42,044 | 15,411 | 12,540 | 12,383 | 513 | 5,016 | 16,991 | 4,502 | 0 | 0 | 0 | 136,202 | DNA |
| | Olney | 20,864 | 38,753 | 13,711 | 6,871 | 27,480 | 892 | 7,898 | 13,265 | 9,534 | 0 | 0 | 0 | 139,268 | DNA |
| 513 | Walsh | 38,785 | 70,939 | 34,634 | 16,951 | 28,968 | 7,500 | 7,169 | 17,426 | 12,633 | 0 | 0 | 0 | 235,005 | 374,407 |
| 525 | Illinois Valley | 50,520 | 110,410 | 43,013 | 30,946 | 28,302 | 5,630 | 4,748 | 36,958 | 27,646 | 804 | 0 | 0 | 339,271 | 635,313 |
| 520 | Joliet | 34,870 | 43,863 | 33,609 | 11,011 | 19,320 | 7,678 | 0 | 24,341 | 15,252 | 0 | 0 | 1,568 | 191,512 | 253,436 |
| 501 | Kankakee | 22,652 | 49,930 | 22,230 | 13,432 | 16,716 | 4,036 | 7,866 | 15,835 | 4,417 | 0 | 0 | 660 | 157,774 | 228,830 |
| 523 | Kishwaukee | 30,430 | 74,635 | 32,408 | 12,840 | 2,303 | 13,158 | 4,500 | 27,325 | 22,075 | 0 | 0 | 0 | 219,674 | 330,925 |
| 532 | Kishwaukee | 99,837 | 76,543 | 76,543 | 30,814 | 23,337 | 35,016 | 4,085 | 42,324 | 729 | 0 | 0 | 0 | 481,950 | 751,383 |
| 517 | Lake County | 46,449 | 86,461 | 38,130 | 5,516 | 22,670 | 3,382 | 4,500 | 9,641 | 17,087 | 100 | 0 | 0 | 233,936 | 336,785 |
| 536 | Lake Land | 46,104 | 69,500 | 69,916 | 12,715 | 33,463 | 5,193 | 16,374 | 21,827 | 35,795 | 220 | 0 | 70,905 | 382,012 | 581,717 |
| 526 | Lewis & Clark | 44,833 | 67,319 | 69,883 | 33,726 | 6,055 | 8,504 | 6,238 | 48,291 | 19,286 | 0 | 0 | 15,547 | 319,682 | 488,353 |
| 524 | Lincoln Land | 48,104 | 89,068 | 55,953 | 14,987 | 25,022 | 1,014 | 6,805 | 33,961 | 15,090 | 0 | 0 | 0 | 290,004 | 440,628 |
| 528 | Logan | 27,743 | 59,343 | 42,817 | 14,218 | 14,218 | 9,955 | 4,100 | 24,853 | 10,073 | 0 | 0 | 0 | 222,589 | 324,112 |
| 524 | McHenry | 142,830 | 94,477 | 94,477 | 33,154 | 29,764 | 7,513 | 11,212 | 69,668 | 19,153 | 0 | 0 | 0 | 496,502 | 717,803 |
| 527 | Moraine Valley | 20,063 | 44,794 | 23,753 | 4,240 | 11,942 | 3,033 | 1,496 | 16,703 | 11,539 | 0 | 0 | 0 | 137,563 | DNA |
| 535 | Oakton | 67,158 | 91,772 | 81,196 | 26,906 | 17,003 | 5,461 | 4,689 | 49,322 | 21,982 | 656 | 27,000 | 0 | 393,145 | 621,748 |
| 505 | Parkland | 52,349 | 100,208 | 57,105 | 41,679 | 26,310 | 2,294 | 10,568 | 55,706 | 10,014 | 116 | 536 | 0 | 356,885 | 543,089 |
| 515 | Prairie State | 50,873 | 70,495 | 46,701 | 7,402 | 8,943 | 12,917 | 2,220 | 33,557 | 17,641 | 0 | 0 | 0 | 250,749 | 393,475 |
| 521 | Rend Lake | 22,204 | 63,738 | 31,166 | 13,157 | 24,351 | 3,051 | 3,652 | 20,610 | 15,308 | 1,340 | 0 | 0 | 198,577 | 274,848 |
| 537 | Richland | 24,385 | 37,532 | 23,256 | 13,843 | 4,411 | 8,190 | 4,686 | 15,072 | 13,743 | 0 | 0 | 0 | 145,118 | 207,949 |
| 511 | Rock Valley | 53,624 | 118,165 | 68,849 | 45,653 | 44,418 | 4,490 | 13,274 | 52,106 | 30,462 | 244 | 4,645 | 0 | 435,930 | 614,353 |
| 518 | Sandburg | 24,779 | 65,171 | 6,125 | 10,369 | 12,214 | 1,285 | 2,868 | 13,129 | 1,680 | 0 | 0 | 0 | 137,620 | 209,245 |
| 506 | Sauk Valley | 26,845 | 60,470 | 26,940 | 12,920 | 17,310 | 3,630 | 0 | 20,517 | 10,860 | 0 | 0 | 41,031 | 220,523 | 404,330 |
| 531 | Shawnee | 17,978 | 12,896 | 19,328 | 7,181 | 11,755 | 453 | 4,947 | 13,841 | 4,257 | 0 | 0 | 0 | 92,636 | 145,317 |
| 510 | South Suburban | 88,132 | 83,309 | 71,643 | 23,646 | 19,604 | 5,161 | 4,579 | 19,855 | 22,785 | 0 | 0 | 0 | 338,714 | 576,287 |
| 533 | Southeastern | 19,387 | 43,292 | 19,724 | 11,195 | 19,440 | 827 | 10,160 | 20,904 | 6,633 | 0 | 0 | 0 | 151,562 | 237,079 |
| 522 | Southwestern | 84,073 | 133,042 | 83,094 | 26,000 | 32,880 | 12,685 | 5,525 | 41,388 | 25,617 | 0 | 0 | 0 | 444,304 | 647,832 |
| 534 | Spoon River | 21,161 | 54,123 | 18,823 | 13,157 | 0 | 858 | 3,118 | 6,485 | 10,576 | 0 | 0 | 0 | 128,301 | DNA |
| 504 | Triton | 112,190 | 210,964 | 111,540 | 30,460 | 9,875 | 13,491 | 1,870 | 75,165 | 18,972 | 2,159 | 0 | 0 | 586,686 | 845,573 |
| 516 | Waubesa | 66,537 | 80,400 | 44,020 | 22,980 | 23,793 | 5,141 | 4,479 | 18,553 | 21,253 | 0 | 0 | 0 | 287,156 | 449,474 |
| 539 | Wood | 15,967 | 13,898 | 22,105 | 7,751 | 0 | 12,416 | 0 | 4,518 | 782 | 0 | 0 | 7,854 | 85,291 | 128,739 |
| | TOTALS | 2,551,335 | 3,827,034 | 2,573,109 | 994,696 | 1,114,302 | 364,836 | 304,833 | 1,540,306 | 872,939 | 12,925 | 273,593 | 0 | 14,429,908 | 19,214,262 |

DNA = Data Not Available
SOURCE OF DATA: R3 records

BEST COPY AVAILABLE

NET ASSIGNABLE SQUARE FOOTAGE IN COMPLETED PERMANENT STATE FUNDED FACILITIES BY HIGHER EDUCATION FACILITY INVENTORY ROOM USE CLASSIFICATION AS OF JUNE 30, 2001

| Dist. No. | District/College | Classrooms | Laboratory | Office | Study | Athletic/ PE | Special Use | Theater/ Aud. | General Use | Support | Health Care | Unclass. | NASE | GSE |
|-----------|------------------|------------|------------|-----------|---------|--------------|-------------|---------------|-------------|---------|-------------|----------|-----------|------------|
| 503 | Black Hawk | 56,053 | 84,875 | 53,116 | 26,216 | 27,921 | 8,994 | 1,905 | 32,477 | 28,037 | 0 | 0 | 319,594 | 429,822 |
| 508 | Chicago | DNA | DNA | DNA | DNA | DNA | DNA | DNA | DNA | DNA | DNA | DNA | DNA | DNA |
| | Daley | 62,006 | 141,631 | 75,706 | 14,307 | 72,171 | 9,362 | 7,232 | 37,290 | 13,459 | 0 | 0 | 433,164 | 673,846 |
| | Kennedy-King | 98,863 | 45,327 | 86,031 | 28,995 | 22,345 | 15,255 | 0 | 27,254 | 17,814 | 430 | 0 | 342,314 | 541,575 |
| | Malcolm X | DNA | DNA | DNA | DNA | DNA | DNA | DNA | DNA | DNA | DNA | DNA | DNA | DNA |
| | Olive-Harvey | DNA | DNA | DNA | DNA | DNA | DNA | DNA | DNA | DNA | DNA | DNA | DNA | DNA |
| | Truman | DNA | DNA | DNA | DNA | DNA | DNA | DNA | DNA | DNA | DNA | DNA | DNA | DNA |
| | Washington | DNA | DNA | DNA | DNA | DNA | DNA | DNA | DNA | DNA | DNA | DNA | DNA | DNA |
| 507 | Wright | 49,906 | 10,191 | 23,658 | 6,000 | 27,637 | 1,200 | 12,908 | 17,220 | 10,431 | 0 | 2,529 | 159,707 | 241,745 |
| 502 | Danville | 20,604 | 56,731 | 18,593 | 594 | 19,997 | 615 | 0 | 77,927 | 20,817 | 1,261 | 165 | 144,785 | 249,892 |
| 509 | DuPage | 72,450 | 121,308 | 106,623 | 78,881 | 0 | 5,793 | 0 | 27,104 | 7,642 | 0 | 0 | 485,225 | 803,530 |
| 509 | Elgin | 45,608 | 74,285 | 51,504 | 20,035 | 23,324 | 3,985 | 2,583 | 30,138 | 26,885 | 829 | 0 | 372,795 | 617,864 |
| 540 | Harper | 70,548 | 107,461 | 87,205 | 37,048 | 0 | 8,806 | 3,875 | 3,636 | 6,358 | 0 | 0 | 95,193 | 222,487 |
| 540 | Heartland | 17,632 | 28,124 | 31,578 | 2,804 | 0 | 4,989 | 72 | 29,315 | 1,353 | 0 | 0 | 146,192 | 205,216 |
| 519 | Highland | 17,554 | 51,458 | 29,808 | 9,848 | 0 | 1,887 | 4,969 | 92,746 | 15,993 | 1,261 | 1,228 | 349,072 | 503,247 |
| 514 | Illinois Central | 44,524 | 59,664 | 66,828 | 28,726 | 21,398 | 9,561 | 7,143 | | | | | | |
| 529 | Illinois Eastern | | | | | | | | | | | | | |
| 04 | Frontier | DNA | DNA | DNA | DNA | DNA | DNA | DNA | DNA | DNA | DNA | DNA | DNA | DNA |
| 01 | Lincoln Trail | DNA | DNA | DNA | DNA | DNA | DNA | DNA | DNA | DNA | DNA | DNA | DNA | DNA |
| 02 | Olney | DNA | DNA | DNA | DNA | DNA | DNA | DNA | DNA | DNA | DNA | DNA | DNA | DNA |
| 03 | Wabash | DNA | DNA | DNA | DNA | DNA | DNA | DNA | DNA | DNA | DNA | DNA | DNA | DNA |
| 513 | Illinois Valley | 36,025 | 51,263 | 33,059 | 16,951 | 28,968 | 0 | 0 | 15,698 | 8,483 | 0 | 0 | 190,447 | 309,240 |
| 525 | Joliet | 42,712 | 94,071 | 34,710 | 30,946 | 20,916 | 4,159 | 0 | 31,861 | 702 | 294 | 0 | 260,371 | 486,676 |
| 520 | Kankakee | 29,623 | 43,063 | 27,057 | 11,011 | 19,320 | 4,353 | 0 | 24,225 | 4,029 | 0 | 0 | 162,681 | 202,588 |
| 501 | Kaskaskia | 20,635 | 42,255 | 20,122 | 13,432 | 16,716 | 0 | 7,866 | 15,199 | 3,058 | 0 | 0 | 139,283 | 207,797 |
| 523 | Kishwaukee | 20,313 | 38,745 | 14,936 | 12,625 | 0 | 9,493 | 4,500 | 12,432 | 2,985 | 0 | 0 | 116,029 | 193,101 |
| 532 | Lake County | 50,621 | 57,007 | 34,291 | 37,286 | 0 | 11,861 | 4,500 | 23,253 | 16,501 | 625 | 0 | 231,445 | 386,235 |
| 517 | Lake Land | 42,788 | 69,975 | 34,798 | 34,798 | 0 | 673 | 4,500 | 7,900 | 3,534 | 100 | 0 | 192,454 | 291,664 |
| 536 | Lewis & Clark | 44,366 | 57,866 | 67,221 | 12,577 | 33,463 | 4,395 | 14,468 | 21,317 | 27,969 | 220 | 5,532 | 289,394 | 468,772 |
| 526 | Lincoln Land | 27,743 | 54,892 | 42,526 | 27,970 | 6,055 | 5,060 | 0 | 27,522 | 13,398 | 0 | 15,547 | 220,713 | 27,644 |
| 530 | Logan | 42,805 | 74,896 | 45,529 | 14,987 | 25,022 | 1,014 | 6,805 | 32,213 | 5,911 | 0 | 0 | 249,182 | 384,315 |
| 528 | McHenry | 14,118 | 39,005 | 24,732 | 27,402 | 0 | 5,350 | 0 | 1,676 | 4,650 | 0 | 0 | 116,933 | 159,828 |
| 524 | Moraine Valley | 83,575 | 123,468 | 71,192 | 32,994 | 29,764 | 5,052 | 0 | 35,251 | 6,756 | 0 | 0 | 388,052 | 546,142 |
| 527 | Morton | 20,063 | 44,794 | 23,753 | 4,240 | 11,942 | 3,033 | 1,496 | 16,703 | 11,539 | 0 | 0 | 137,563 | 235,718 |
| 535 | Oakton | 37,183 | 70,111 | 61,719 | 20,891 | 17,003 | 4,217 | 4,689 | 36,077 | 10,177 | 281 | 0 | 262,348 | 404,440 |
| 505 | Parkland | 50,284 | 87,110 | 56,701 | 41,679 | 26,310 | 2,294 | 10,568 | 55,430 | 10,014 | 116 | 536 | 341,042 | 494,515 |
| 515 | Prairie State | 41,475 | 58,084 | 38,663 | 6,983 | 8,943 | 6,891 | 2,220 | 32,753 | 7,633 | 0 | 0 | 203,645 | 333,697 |
| 521 | Rend Lake | 16,505 | 44,370 | 26,267 | 13,157 | 24,325 | 473 | 3,652 | 17,592 | 1,911 | 1,340 | 0 | 149,592 | 212,174 |
| 537 | Richland | 22,846 | 35,232 | 21,470 | 13,843 | 1,728 | 2,894 | 0 | 9,821 | 10,628 | 0 | 0 | 118,462 | 163,342 |
| 511 | Rock Valley | 33,572 | 80,791 | 54,048 | 36,909 | 44,418 | 2,112 | 4,973 | 41,129 | 14,643 | 0 | 0 | 312,595 | 437,283 |
| 518 | Sandburg | 11,501 | 28,565 | 4,421 | 10,270 | 0 | 1,129 | 0 | 8,386 | 1,680 | 0 | 0 | 65,952 | 109,444 |
| 506 | Sauk Valley | 26,845 | 60,470 | 26,940 | 12,920 | 17,310 | 3,630 | 0 | 20,517 | 10,860 | 0 | 0 | 179,492 | 353,290 |
| 531 | Shawnee | 7,163 | 10,410 | 16,412 | 7,181 | 11,755 | 453 | 4,947 | 10,120 | 4,036 | 0 | 0 | 72,477 | 117,632 |
| 510 | South Suburban | 71,138 | 82,557 | 68,057 | 22,165 | 0 | 5,161 | 4,579 | 17,467 | 10,320 | 0 | 0 | 281,444 | 478,454 |
| 533 | Southwestern | 12,847 | 31,463 | 17,814 | 11,195 | 19,440 | 827 | 10,160 | 20,904 | 4,133 | 0 | 0 | 128,783 | 207,774 |
| 522 | Southwestern | 35,231 | 62,770 | 67,669 | 17,359 | 21,163 | 12,685 | 3,649 | 23,513 | 15,157 | 0 | 0 | 259,196 | 412,924 |
| 534 | Spoon River | 21,161 | 54,123 | 18,823 | 13,157 | 0 | 858 | 3,118 | 6,485 | 10,576 | 0 | 0 | 128,301 | 208,862 |
| 504 | Triton | 107,776 | 209,584 | 105,595 | 29,609 | 8,675 | 13,491 | 1,870 | 61,342 | 3,430 | 2,159 | 0 | 543,531 | 774,830 |
| 516 | Waubesa | 35,206 | 56,907 | 18,659 | 22,435 | 23,793 | 5,141 | 4,479 | 2,271 | 15,234 | 0 | 0 | 184,125 | 279,474 |
| 539 | Wood | 7,748 | 13,164 | 3,787 | 864 | 0 | 6,733 | 0 | 1,445 | 215 | 0 | 0 | 33,956 | 50,176 |
| | TOTALS | 1,569,616 | 2,558,066 | 1,711,621 | 782,008 | 654,492 | 193,879 | 139,226 | 1,011,744 | 408,494 | 8,916 | 25,537 | 9,063,599 | 13,843,329 |

DNA = Data Not Available
SOURCE OF DATA: R3 records

NET ASSIGNABLE SQUARE FOOTAGE IN COMPLETED PERMANENT LOCALLY FUNDED FACILITIES
BY HIGHER EDUCATION FACILITY INVENTORY ROOM USE CLASSIFICATION AS OF JUNE 30, 2001

| Dist. No. | District/College | Classrooms | Laboratory | Office | Study | Athletic/ PE | Special Use | Theater/ Aud. | General Use | Support | Health Care | Unclass. | NAASF | GSF |
|-----------|------------------|------------|------------|---------|---------|--------------|-------------|---------------|-------------|---------|-------------|----------|-----------|-----------|
| 503 | Black Hawk | 16,930 | 5,281 | 6,059 | 0 | 0 | 19,125 | 0 | 4,640 | 4,582 | 0 | 0 | 56,617 | 69,482 |
| 508 | Chicago | 58,330 | 80,333 | 67,153 | 23,160 | 27,635 | 11,525 | 150 | 44,183 | 16,956 | 0 | 2,965 | 332,390 | 397,686 |
| | Kennedy-King | 23,025 | 46,169 | 19,031 | 5,625 | 0 | 2,350 | 0 | 4,875 | 4,916 | 186 | 0 | 106,177 | 148,655 |
| | Malcolm X | 4,875 | 6,021 | 3,057 | 924 | 0 | 931 | 0 | 2,452 | 2,128 | 1,200 | 8,223 | 29,811 | 37,168 |
| | Olive-Harvey | 53,436 | 48,760 | 57,611 | 20,566 | 30,820 | 2,575 | 4,200 | 27,467 | 10,070 | 1,900 | 0 | 257,405 | 413,160 |
| | Truman | 110,937 | 64,613 | 87,290 | 29,175 | 9,642 | 6,737 | 8,132 | 37,471 | 12,558 | 0 | 0 | 366,555 | DNA |
| | Washington | 64,349 | 39,513 | 63,433 | 17,367 | 0 | 4,135 | 0 | 19,903 | 11,410 | 0 | 15,240 | 220,110 | 345,300 |
| | Wright | 54,414 | 84,249 | 59,368 | 29,433 | 32,078 | 6,514 | 8,497 | 28,868 | 12,700 | 0 | 7,845 | 331,361 | 544,380 |
| 507 | Danville | 10,838 | 0 | 12,100 | 9,795 | 0 | 1,637 | 3,418 | 2,936 | 589 | 0 | 1,636 | 49,158 | 82,301 |
| 502 | DuPage | 61,830 | 73,886 | 46,603 | 808 | 80,166 | 25,109 | 17,513 | 36,751 | 29,673 | 0 | 0 | 373,975 | 557,262 |
| 509 | Elgin | 12,431 | 40,335 | 12,784 | 0 | 0 | 510 | 16,224 | 19,662 | 4,904 | 0 | 0 | 106,850 | 256,161 |
| 512 | Harper | 21,894 | 48,273 | 27,161 | 0 | 63,668 | 7,536 | DNA | DNA | DNA | DNA | DNA | 187,937 | 293,102 |
| 541 | Heartland | DNA | DNA | DNA | DNA | DNA | DNA | DNA | DNA | DNA | DNA | DNA | DNA | 0 |
| 519 | Highland | 3,418 | 2,193 | 9,283 | 0 | 52,548 | 1,402 | 0 | 6,366 | 8,160 | 0 | 0 | 83,370 | 108,394 |
| 514 | Illinois Central | 18,539 | 115,740 | 18,630 | 5,118 | 0 | 4,725 | 0 | 10,026 | 33,447 | 0 | 0 | 206,225 | 271,656 |
| 529 | Illinois Eastern | | | | | | | | | | | | | |
| | Frontier | 6,460 | 4,538 | 6,810 | 1,248 | 0 | 0 | 0 | 870 | 2,928 | 0 | 0 | 22,854 | DNA |
| | Lincoln Trail | 18,703 | 22,528 | 12,292 | 5,947 | 21,225 | 0 | 6,439 | 10,960 | 5,476 | 0 | 0 | 103,570 | DNA |
| | Olney | 23,745 | 17,950 | 14,343 | 12,540 | 12,383 | 513 | 5,016 | 16,991 | 1,510 | 0 | 0 | 104,991 | DNA |
| | Wabash | 20,864 | 38,753 | 13,711 | 6,871 | 27,480 | 892 | 7,898 | 13,265 | 9,534 | 0 | 0 | 139,268 | DNA |
| 513 | Illinois Valley | 2,760 | 19,676 | 1,575 | 0 | 0 | 7,500 | 7,169 | 1,728 | 4,150 | 0 | 0 | 44,558 | 65,167 |
| 525 | Joliet | 7,808 | 16,339 | 8,303 | 0 | 7,386 | 1,471 | 4,748 | 5,097 | 26,944 | 0 | 804 | 78,900 | 148,637 |
| 520 | Kankakee | 0 | 800 | 2,404 | 0 | 0 | 3,325 | 0 | 116 | 900 | 0 | 993 | 8,538 | 14,918 |
| 501 | Kaskaskia | 0 | 0 | 0 | 0 | 0 | 1,450 | 0 | 1,359 | 0 | 0 | 0 | 2,809 | 3,040 |
| 523 | Kishwaukee | 10,117 | 35,890 | 17,472 | 215 | 2,303 | 3,665 | 0 | 14,893 | 19,090 | 0 | 0 | 103,645 | 137,824 |
| 532 | Lake County | 38,276 | 37,730 | 38,467 | 0 | 30,814 | 6,976 | 35,016 | 16,832 | 17,223 | 104 | 0 | 221,438 | 331,848 |
| 517 | Lake Land | 2,609 | 12,750 | 1,659 | 0 | 0 | 2,709 | 0 | 168 | 5,515 | 0 | 0 | 25,410 | 27,671 |
| 536 | Lewis & Clark | 1,738 | 7,772 | 2,215 | 138 | 0 | 798 | 1,906 | 510 | 3,758 | 0 | 65,373 | 84,208 | 103,745 |
| 526 | Lincoln Land | 12,339 | 12,427 | 17,997 | 5,756 | 0 | 0 | 6,238 | 20,769 | 5,888 | 0 | 0 | 81,414 | 112,127 |
| 530 | Logan | 5,299 | 14,172 | 10,424 | 0 | 0 | 0 | 0 | 1,748 | 9,179 | 0 | 0 | 40,822 | 56,313 |
| 528 | McHenry | 13,625 | 20,338 | 17,311 | 2,085 | 14,218 | 4,605 | 4,100 | 23,177 | 5,423 | 0 | 0 | 104,882 | 163,427 |
| 524 | Moraine Valley | 5,156 | 19,362 | 16,788 | 160 | 0 | 2,461 | 11,212 | 34,152 | 4,411 | 0 | 0 | 93,702 | 151,661 |
| 527 | Morton | DNA | DNA | DNA | DNA | DNA | DNA | DNA | DNA | DNA | DNA | DNA | DNA | DNA |
| 535 | Oakton | 29,975 | 21,661 | 19,477 | 6,015 | 0 | 1,244 | 0 | 13,245 | 11,805 | 375 | 27,000 | 130,797 | 217,308 |
| 505 | Parkland | 2,065 | 13,098 | 404 | 0 | 0 | 0 | 0 | 276 | 0 | 0 | 0 | 15,843 | 0 |
| 515 | Prairie State | 4,157 | 10,297 | 4,248 | 309 | 0 | 0 | 0 | 434 | 10,008 | 0 | 0 | 29,453 | 36,738 |
| 521 | Rend Lake | 5,699 | 19,368 | 4,899 | 0 | 26 | 2,578 | 0 | 3,018 | 13,397 | 0 | 0 | 48,985 | 62,674 |
| 537 | Richland | 1,539 | 2,300 | 1,786 | 0 | 2,683 | 5,296 | 4,686 | 5,251 | 3,115 | 0 | 0 | 26,656 | 44,607 |
| 511 | Rock Valley | 20,052 | 37,374 | 14,801 | 8,744 | 0 | 2,378 | 8,301 | 10,977 | 15,819 | 244 | 4,645 | 123,335 | 177,070 |
| 518 | Sandburg | 13,278 | 36,606 | 1,704 | 99 | 12,214 | 156 | 2,868 | 4,743 | 0 | 0 | 0 | 71,668 | 99,801 |
| 506 | Sauk Valley | 0 | 0 | 0 | 0 | 0 | 0 | 0 | 0 | 0 | 0 | 41,031 | 41,031 | 51,040 |
| 531 | Shawnee | 8,446 | 2,486 | 2,705 | 0 | 0 | 0 | 0 | 1,131 | 221 | 0 | 0 | 14,989 | 20,965 |
| 510 | South Suburban | 16,994 | 752 | 3,586 | 1,481 | 19,604 | 0 | 0 | 2,388 | 12,465 | 0 | 0 | 57,270 | 97,833 |
| 533 | Southeastern | 6,540 | 11,829 | 1,910 | 0 | 0 | 0 | 0 | 0 | 535 | 0 | 0 | 20,814 | 27,340 |
| 522 | Southwestern | 48,842 | 70,272 | 15,292 | 8,641 | 0 | 0 | 1,876 | 17,875 | 9,765 | 0 | 0 | 172,563 | 234,908 |
| 534 | Spoon River | DNA | DNA | DNA | DNA | DNA | DNA | DNA | DNA | DNA | DNA | DNA | DNA | DNA |
| 504 | Triton | 4,414 | 1,380 | 5,945 | 851 | 1,200 | 0 | 0 | 13,823 | 15,542 | 0 | 0 | 43,155 | 70,743 |
| 516 | Waubensee | 31,331 | 13,552 | 25,187 | 545 | 0 | 0 | 0 | 15,754 | 2,371 | 0 | 0 | 88,740 | 154,000 |
| 539 | Wood | 4,229 | 734 | 17,520 | 6,882 | 0 | 3,955 | 0 | 3,073 | 567 | 0 | 7,422 | 44,387 | 69,155 |
| | TOTAL | 882,306 | 1,178,100 | 790,798 | 210,503 | 448,093 | 146,783 | 165,607 | 511,537 | 377,723 | 4,009 | 183,177 | 4,898,636 | 6,205,267 |

DNA = Data Not Available
SOURCE OF DATA: R3 records

NET ASSIGNABLE SQUARE FOOTAGE IN TEMPORARY FACILITIES
BY HIGHER EDUCATION FACILITY INVENTORY ROOM USE CLASSIFICATION AS OF JUNE 30, 2001

| Dist. No. | District/College | Classrooms | Laboratory | Office | Study | Athletic/ PE | Special Use | General Use | Support | Unclass. | NASF | GSE |
|-----------|------------------|------------|------------|--------|-------|-----------------|----------------|----------------|---------|----------|---------|---------|
| 503 | Black Hawk | | | | | | | | | | | |
| 508 | Chicago | | | | | | | | | | | |
| | Daley | 27,987 | 18,348 | 13,516 | 2,075 | 0 | 0 | 1,054 | 5,308 | 0 | 68,288 | DNA |
| | Kennedy-King | | | | | | | | | | | |
| | Malcolm X | | | | | | | | | | | |
| | Olive-Harvey | 28,021 | 9,116 | 7,628 | 0 | 0 | 0 | 1,675 | 8,837 | 0 | 55,277 | DNA |
| | Truman | | | | | | | | | | | |
| | Washington | | | | | | | | | | | |
| | Wright | | | | | | | | | | | |
| 507 | Danville | 7,112 | 4,307 | 13,421 | 0 | 0 | 90 | 3,217 | 9,019 | 63,187 | 100,353 | 167,702 |
| 502 | DuPage | | | | | | | | | | | |
| 509 | Elgin | | | | | | | | | | | |
| 512 | Harper | 0 | 0 | 0 | 0 | 0 | 0 | 0 | 2,992 | 0 | 2,992 | 3,648 |
| 540 | Heartland | | | | | | | | | | | |
| 519 | Highland | 0 | 0 | 0 | 0 | 0 | 5,800 | 0 | 1,817 | 0 | 7,617 | 6,023 |
| 514 | Illinois Central | | | | | | | | | | | |
| 529 | Illinois Eastern | | | | | | | | | | | |
| | Frontier | | | | | | | | | | | |
| | Lincoln Trail | 1,487 | 2,575 | 1,126 | 0 | 0 | 0 | 5,117 | 10,434 | 0 | 20,739 | DNA |
| | Olney | 3,057 | 24,094 | 1,068 | 0 | 0 | 0 | 0 | 2,992 | 0 | 31,211 | DNA |
| | Wabash | | | | | | | | | | | |
| 513 | Illinois Valley | | | | | | | | | | | |
| 525 | Joliet | | | | | | | | | | | |
| 520 | Kankakee | 5,247 | 0 | 4,148 | 0 | 0 | 0 | 0 | 10,323 | 575 | 20,293 | 35,930 |
| 501 | Kaskaskia | 2,017 | 7,675 | 2,108 | 0 | 0 | 2,586 | 636 | 0 | 660 | 15,682 | 17,993 |
| 523 | Kishwaukee | | | | | | | | | | | |
| 532 | Lake County | 7,082 | 5,100 | 3,785 | 0 | 0 | 4,500 | 0 | 8,600 | 0 | 29,067 | 33,300 |
| 517 | Lake Land | 1,052 | 3,736 | 1,673 | 0 | 0 | 0 | 1,573 | 8,038 | 0 | 16,072 | 17,450 |
| 536 | Lewis & Clark | 0 | 3,862 | 480 | 0 | 0 | 0 | 0 | 4,068 | 0 | 8,410 | 9,200 |
| 526 | Lincoln Land | 4,751 | 0 | 9,360 | 0 | 0 | 3,444 | 0 | 0 | 0 | 17,555 | 348,582 |
| 530 | Logan | | | | | | | | | | | |
| 528 | McHenry | 0 | 0 | 774 | 0 | 0 | 0 | 0 | 0 | 0 | 774 | 857 |
| 524 | Moraine Valley | 0 | 0 | 6,497 | 0 | 0 | 0 | 265 | 7,986 | 0 | 14,748 | 20,000 |
| 527 | Morton | | | | | | | | | | | |
| 535 | Oakton | | | | | | | | | | | |
| 505 | Parkland | | | | | | | | | | | |
| 515 | Prairie State | 5,241 | 2,114 | 3,790 | 110 | 0 | 6,026 | 370 | 0 | 0 | 17,651 | 48,574 |
| 521 | Rend Lake | | | | | | | | | | | |
| 537 | Richland | | | | | | | | | | | |
| 511 | Rock Valley | | | | | | | | | | | |
| 518 | Sandburg | | | | | | | | | | | |
| 506 | Sauk Valley | | | | | | | | | | | |
| 531 | Shawnee | 2,369 | 0 | 211 | 0 | 0 | 0 | 2,590 | 0 | 0 | 5,170 | 6,720 |
| 510 | South Suburban | | | | | | | | | | | |
| 533 | Southeastern | 0 | 0 | 0 | 0 | 0 | 0 | 0 | 1,965 | 0 | 1,965 | 1,965 |
| 522 | Southwestern | 0 | 0 | 133 | 0 | 11,717 | 0 | 0 | 695 | 0 | 12,545 | |
| 534 | Spoon River | | | | | | | | | | | |
| 504 | Triton | | | | | | | | | | | |
| 516 | Waubounee | 0 | 9,941 | 174 | 0 | 0 | 0 | 528 | 3,648 | 0 | 14,291 | 16,000 |
| 539 | Wood | 3,920 | 0 | 798 | 0 | 0 | 1,728 | 0 | 0 | 432 | 6,948 | 9,408 |
| | TOTALS | 99,413 | 90,868 | 70,690 | 2,185 | 11,717 | 24,174 | 17,025 | 86,722 | 64,854 | 467,648 | 766,392 |

DNA = Data Not Available
SOURCE OF DATA: R3 records

Illinois Community College Board

Table V-8

NET ASSIGNABLE SQUARE FOOTAGE IN STATE-FUNDED FACILITIES UNDER CONSTRUCTION OR APPROVED FOR CONSTRUCTION BY HIGHER EDUCATION FACILITY INVENTORY ROOM USE CLASSIFICATION AS OF AUGUST 1, 2001

| Dist. No. | District/College | Classrooms | Laboratory | Office | Study | PE | Special Use | Theater | General Use | Support | Unclass. | Total NASF | Total GSF |
|-----------|------------------------|------------|------------|---------|--------|--------|-------------|---------|-------------|---------|----------|------------|-----------|
| 503 | Black Hawk | 0 | 0 | 0 | 0 | 0 | 25,000 | 0 | 0 | 0 | 0 | 25,000 | 35,000 |
| 507 | Danville | 11,152 | 2,594 | 24,780 | 0 | 0 | 0 | 0 | 630 | 16,591 | 37,496 | 93,243 | 112,759 |
| 512 | Harper | 9,378 | 14,410 | 3,328 | 825 | 0 | 0 | 0 | 0 | 3,300 | 0 | 31,240 | 49,151 |
| 514 | IL. Central | 0 | 0 | 157 | 0 | 0 | 4,948 | 0 | 0 | 0 | 0 | 5,105 | 5,647 |
| 529 | IL. Eastern - Frontier | 2,075 | 993 | 1,304 | 4,542 | 0 | 923 | 0 | 0 | 470 | 0 | 10,307 | 13,035 |
| 501 | Kaskaskia | 0 | 0 | 0 | 2,300 | 0 | 0 | 0 | 0 | 0 | 0 | 2,300 | 3,066 |
| 523 | Kishwaukee | 20,313 | 40,788 | 15,601 | 12,843 | 12,585 | 1,268 | 0 | 16,932 | 2,985 | 0 | 123,315 | 184,721 |
| 536 | Lewis & Clark | 11,157 | 3,632 | 4,144 | 1,258 | 0 | 2,854 | 8,467 | 0 | 5,752 | 0 | 37,264 | 58,152 |
| 528 | McHenry | 15,000 | 0 | 24,130 | 0 | 0 | 0 | 0 | 0 | 4,290 | 0 | 43,420 | 63,000 |
| 524 | Moraine Valley | 23,520 | 0 | 9,970 | 0 | 0 | 11,004 | 0 | 0 | 0 | 0 | 44,494 | 64,613 |
| 535 | Oakton | 27,345 | 56,966 | 46,356 | 13,219 | 11,087 | 7,954 | 4,689 | 17,878 | 6,516 | 0 | 192,010 | 303,107 |
| 505 | Parkland | 2,741 | 4,428 | 3,540 | 796 | 0 | 0 | 0 | 504 | 2,560 | 0 | 14,569 | 24,602 |
| 537 | Richland | 24,385 | 38,252 | 23,336 | 13,843 | 4,411 | 8,190 | 4,686 | 15,072 | 13,743 | 0 | 145,918 | 207,949 |
| 539 | John Wood | 10,000 | 3,000 | 26,000 | 15,000 | 0 | 3,000 | 0 | 11,000 | 10,000 | 0 | 78,000 | 115,402 |
| | Totals | 157,065 | 165,063 | 182,645 | 64,626 | 28,083 | 65,141 | 17,842 | 62,016 | 66,207 | 37,496 | 846,185 | 1,240,204 |

* Gross Square Feet

**Building efficiency equals net assignable square footage divided by gross square feet

SOURCE OF DATA: RAMP/CC Table C1.1 (FY 2003)

Illinois Community College Board
Table V-9
NET ASSIGNABLE SQUARE FOOTAGE IN LOCALLY FUNDED PERMANENT FACILITIES
UNDER CONSTRUCTION OR APPROVED FOR CONSTRUCTION AS OF AUGUST 1, 2001

| Dist. No. | District/College | Classrooms | Laboratory | Office | Study | PE | Special Use | Theater | General | | | Unclass. | Total NASF | Total GSF |
|--------------|----------------------|------------|------------|--------|--------|-------|----------------|---------|---------|---------|--------|----------|---------------|--------------|
| | | | | | | | | | Use | Support | Use | | | |
| 509 | Elgin | 4,598 | 26,809 | 3,226 | 391 | 0 | 0 | 0 | 0 | 0 | 0 | 0 | 35,024 | 53,520 |
| 512 | Harper | 7,673 | 11,790 | 2,723 | 675 | 0 | 0 | 0 | 0 | 2,700 | 0 | 0 | 25,560 | 39,993 |
| 529 | IL. Eastern - Wabash | 661 | 1,675 | 272 | 0 | 0 | 0 | 0 | 0 | 0 | 0 | 0 | 2,608 | 3,840 |
| 523 | Kishwaukee | 10,117 | 33,907 | 17,361 | 215 | 2,303 | 11,890 | 0 | 14,893 | 19,090 | 0 | 0 | 109,776 | 146,204 |
| 535 | Oakton | 40,611 | 32,590 | 34,566 | 13,687 | 1,939 | 2,140 | 1,476 | 32,780 | 15,466 | 27,000 | 0 | 202,255 | 322,377 |
| 505 | Parkland | 8,222 | 13,285 | 10,619 | 2,389 | 0 | 0 | 0 | 1,512 | 7,680 | 0 | 0 | 43,706 | 73,807 |
| 522 | Southwestern | 0 | 0 | 540 | 234 | 0 | 3,400 | 0 | 866 | 400 | 0 | 0 | 5,440 | 6,800 |
| Totals | | 71,881 | 120,056 | 69,306 | 17,591 | 4,242 | 17,430 | 1,476 | 50,051 | 45,336 | 27,000 | 0 | 424,369 | 646,541 |

* Gross Square Feet
**Building efficiency equals net assignable square footage divided by gross square feet
SOURCE OF DATA: RAMP/CC Table C1.1 (FY 2003)

Illinois Community College Board

Table V-10

TOTAL NET ASSIGNABLE SQUARE FEET OF PERMANENT FACILITIES BY ROOM USE CLASSIFICATION
PER 10TH DAY ON-CAMPUS FTE STUDENT AS OF JUNE 30, 2001 (COMPLETED, UNDER CONSTRUCTION, APPROVED,
OR APPROPRIATED)

| Dist. No. | District/College | Fail FTE | Class | Labs | Office | Study | PE | Special | Theater | General | Support | Health | Unclass | Total NASF |
|-----------|------------------|----------|-------|-------|--------|-------|-------|---------|---------|---------|---------|--------|---------|------------|
| 503 | Black Hawk | 3,810 | 19.15 | 23.66 | 15.53 | 6.88 | 7.33 | 7.38 | 0.50 | 9.74 | 8.56 | 0.00 | 0.00 | 98.73 |
| 508 | Chicago | | | | | | | | | | | | | |
| | Daley | 5,617 | 10.38 | 14.30 | 11.96 | 4.12 | 4.92 | 2.05 | 0.03 | 7.87 | 3.02 | 0.00 | 0.53 | 59.18 |
| | Kennedy | 4,095 | 20.76 | 45.86 | 23.13 | 4.87 | 17.62 | 2.86 | 1.77 | 10.30 | 4.49 | 0.05 | 0.00 | 131.69 |
| | Malcolm | 6,808 | 15.24 | 7.54 | 13.09 | 4.39 | 3.28 | 2.38 | 0.00 | 4.36 | 2.93 | 0.24 | 1.21 | 54.66 |
| | Olive | 4,019 | 13.29 | 12.13 | 14.33 | 5.12 | 7.67 | 0.64 | 1.04 | 6.83 | 2.51 | 0.47 | 0.00 | 64.04 |
| | Truman | 5,699 | 19.47 | 11.34 | 15.32 | 5.12 | 1.69 | 1.18 | 1.43 | 6.57 | 2.20 | 0.00 | 0.00 | 64.32 |
| | Washington | 4,228 | 15.22 | 9.35 | 15.00 | 4.11 | 0.00 | 0.98 | 0.00 | 4.71 | 2.70 | 0.00 | 0.00 | 52.06 |
| | Wright | 6,299 | 16.56 | 14.99 | 13.18 | 5.63 | 9.48 | 1.22 | 3.40 | 5.56 | 5.12 | 0.00 | 2.82 | 77.96 |
| 507 | Danville | 1,527 | 20.60 | 37.16 | 20.10 | 6.81 | 13.10 | 1.48 | 2.24 | 13.20 | 7.22 | 0.00 | 5.14 | 127.04 |
| 509 | DuPage | 15,588 | 8.61 | 12.52 | 9.83 | 5.11 | 5.14 | 1.98 | 1.12 | 7.36 | 3.24 | 0.08 | 0.12 | 55.12 |
| 502 | Elgin | 4,732 | 12.27 | 24.22 | 13.59 | 4.23 | 4.93 | 0.95 | 3.97 | 9.88 | 2.65 | 0.00 | 0.00 | 76.70 |
| 512 | Harper | 7,713 | 11.99 | 20.19 | 14.83 | 4.80 | 8.26 | 2.12 | 0.50 | 5.55 | 4.36 | 0.11 | 0.00 | 72.70 |
| 540 | Heartland | 2,370 | 7.44 | 11.87 | 13.32 | 1.18 | 0.00 | 2.10 | 0.03 | 1.53 | 2.68 | 0.00 | 0.00 | 40.16 |
| 519 | Highland | 1,484 | 14.14 | 36.17 | 26.35 | 6.64 | 35.42 | 2.22 | 3.35 | 24.05 | 6.41 | 0.00 | 0.00 | 154.74 |
| 514 | Illinois Central | 6,091 | 10.35 | 28.80 | 14.03 | 5.56 | 3.51 | 2.35 | 1.17 | 16.87 | 8.12 | 0.21 | 0.20 | 91.16 |
| 529 | Illinois Eastern | | | | | | | | | | | | | |
| | Frontier | 457 | 14.14 | 9.93 | 14.90 | 2.73 | 0.00 | 0.00 | 0.00 | 1.90 | 6.41 | 0.00 | 0.00 | 50.02 |
| | Lincoln Trail | 868 | 21.55 | 25.96 | 14.16 | 6.85 | 24.45 | 0.00 | 7.42 | 12.63 | 6.31 | 0.00 | 0.00 | 119.33 |
| | Olney | 1,109 | 21.41 | 16.19 | 12.93 | 11.31 | 11.17 | 0.46 | 4.52 | 15.32 | 1.36 | 0.00 | 0.00 | 94.67 |
| | Wabash | 1,149 | 18.16 | 33.73 | 11.93 | 5.98 | 23.92 | 0.78 | 6.87 | 11.54 | 8.30 | 0.00 | 0.00 | 121.20 |
| 513 | Illinois Valley | 2,189 | 17.72 | 32.40 | 15.82 | 7.74 | 13.23 | 3.43 | 3.27 | 7.96 | 5.77 | 0.00 | 0.00 | 107.35 |
| 525 | Joliet | 5,849 | 8.64 | 18.88 | 7.35 | 5.29 | 4.84 | 0.96 | 0.81 | 6.32 | 4.73 | 0.05 | 0.14 | 58.01 |
| 520 | Kankakee | 1,664 | 17.80 | 26.36 | 17.71 | 6.62 | 11.61 | 4.61 | 0.00 | 14.63 | 2.96 | 0.00 | 0.60 | 102.90 |
| 501 | Kaskaskia | 1,902 | 10.85 | 22.22 | 10.58 | 7.06 | 8.79 | 0.76 | 4.14 | 7.99 | 2.32 | 0.00 | 0.00 | 74.73 |
| 523 | Kishwaukee | 2,200 | 13.83 | 33.93 | 14.73 | 5.84 | 1.05 | 5.98 | 2.05 | 12.42 | 10.03 | 0.00 | 0.00 | 99.86 |
| 532 | Lake County | 6,354 | 13.99 | 14.91 | 11.45 | 5.87 | 4.85 | 2.96 | 5.51 | 6.31 | 5.31 | 0.11 | 0.00 | 71.28 |
| 517 | Lake Land | 3,641 | 12.47 | 22.72 | 10.01 | 1.51 | 6.23 | 0.93 | 1.24 | 2.22 | 2.48 | 0.03 | 0.00 | 59.83 |
| 536 | Lewis & Clark | 2,908 | 15.85 | 22.57 | 23.88 | 4.37 | 11.51 | 1.79 | 5.63 | 7.51 | 10.91 | 0.08 | 24.38 | 128.46 |
| 526 | Lincoln Land | 3,570 | 11.23 | 18.86 | 16.96 | 9.45 | 1.70 | 1.42 | 1.75 | 13.53 | 5.40 | 0.00 | 0.00 | 85.74 |
| 530 | Logan | 3,356 | 14.33 | 26.54 | 16.67 | 4.47 | 7.46 | 0.30 | 2.03 | 10.12 | 4.50 | 0.00 | 0.00 | 86.41 |
| 528 | McHenry | 2,587 | 10.72 | 22.94 | 16.25 | 11.40 | 5.50 | 3.85 | 1.58 | 9.61 | 3.89 | 0.00 | 0.00 | 85.74 |
| 524 | Moraine Valley | 7,293 | 12.17 | 19.58 | 12.06 | 4.55 | 4.08 | 1.03 | 1.54 | 9.52 | 1.53 | 0.00 | 0.00 | 66.05 |
| 527 | Morton | 1,838 | 10.92 | 24.37 | 12.92 | 2.31 | 6.50 | 1.65 | 0.81 | 9.09 | 6.28 | 0.00 | 0.00 | 74.85 |
| 535 | Oakton | 5,365 | 12.52 | 17.11 | 15.13 | 5.02 | 3.17 | 1.02 | 0.87 | 9.19 | 4.10 | 0.12 | 5.03 | 73.28 |
| 505 | Parkland | 4,986 | 10.50 | 20.10 | 11.45 | 8.36 | 5.28 | 0.46 | 2.12 | 11.17 | 2.01 | 0.02 | 0.11 | 71.58 |
| 515 | Prairie State | 2,466 | 18.51 | 27.73 | 17.40 | 2.96 | 3.63 | 2.79 | 0.90 | 13.46 | 7.15 | 0.00 | 0.00 | 94.54 |
| 521 | Rend Lake | 1,787 | 12.43 | 35.67 | 17.44 | 7.36 | 13.63 | 1.71 | 2.04 | 11.53 | 8.57 | 0.75 | 0.00 | 111.14 |
| 537 | Richland | 1,764 | 13.82 | 21.27 | 13.18 | 7.85 | 2.50 | 4.64 | 2.66 | 8.54 | 7.79 | 0.00 | 0.00 | 82.25 |
| 511 | Rock Valley | 3,961 | 13.54 | 29.83 | 17.38 | 11.52 | 11.21 | 1.13 | 3.35 | 13.15 | 7.69 | 0.06 | 1.17 | 110.04 |
| 518 | Sandburg | 1,661 | 14.92 | 39.24 | 3.69 | 6.24 | 7.35 | 0.77 | 1.73 | 7.90 | 1.01 | 0.00 | 0.00 | 82.86 |
| 506 | Sauk Valley | 1,366 | 19.65 | 44.25 | 19.72 | 9.46 | 12.67 | 2.66 | 0.00 | 15.01 | 7.95 | 0.00 | 30.03 | 161.38 |
| 531 | Shawnee | 1,182 | 13.20 | 10.91 | 16.17 | 6.07 | 9.94 | 0.38 | 4.18 | 9.52 | 3.60 | 0.00 | 0.00 | 73.98 |
| 510 | South Suburban | 3,446 | 25.57 | 24.17 | 20.79 | 6.86 | 5.69 | 1.50 | 1.33 | 5.76 | 6.61 | 0.00 | 0.00 | 98.29 |
| 533 | Southeastern | 1,580 | 12.27 | 27.39 | 12.48 | 7.08 | 12.30 | 0.52 | 6.43 | 13.23 | 2.95 | 0.00 | 0.00 | 94.66 |
| 522 | Southwestern | 6,939 | 12.12 | 19.17 | 11.96 | 3.75 | 3.05 | 1.83 | 0.80 | 5.96 | 3.59 | 0.00 | 0.00 | 62.22 |
| 534 | Spoon River | 1,118 | 18.93 | 48.43 | 16.84 | 11.77 | 0.00 | 0.77 | 2.79 | 5.80 | 9.46 | 0.00 | 0.00 | 114.80 |
| 504 | Triton | 7,568 | 14.82 | 27.87 | 14.74 | 4.02 | 1.30 | 1.78 | 0.25 | 9.93 | 2.51 | 0.29 | 0.00 | 77.52 |
| 516 | Waubesa | 3,402 | 19.56 | 20.71 | 12.89 | 6.76 | 6.99 | 1.51 | 1.32 | 5.30 | 5.18 | 0.00 | 0.00 | 80.22 |
| 539 | Wood | 1,303 | 9.19 | 10.67 | 16.35 | 5.95 | 0.00 | 8.20 | 0.00 | 3.47 | 0.60 | 0.00 | 5.70 | 60.13 |
| | TOTALS | 178,908 | 13.70 | 20.88 | 13.99 | 5.55 | 6.16 | 1.90 | 1.70 | 8.51 | 4.39 | 0.07 | 1.17 | 78.04 |

SOURCES OF DATA: R3 records
Fall Enrollment - E1 Records

BEST COPY AVAILABLE



Illinois Community College Board
Table V-11
TOTAL PROTECTION, HEALTH, AND SAFETY PROJECTS APPROVED

| Dist. No. | District | # of Projects Approved | | | Total Budgeted Amounts |
|--------------|------------------|------------------------|----------|-------|------------------------------|
| | | Bond Issues | Tax Levy | Total | |
| 503 | Black Hawk | 0 | 57 | 57 | 11,879,817 |
| 508 | Chicago | 0 | 0 | 0 | 0 |
| 507 | Danville | 13 | 11 | 24 | 6,020,142 |
| 502 | DuPage | 0 | 0 | 0 | 0 |
| 509 | Elgin | 0 | 4 | 4 | 499,024 |
| 512 | Harper | 5 | 73 | 78 | 25,070,737 |
| 540 | Heartland | 0 | 6 | 6 | 801,733 |
| 519 | Highland | 1 | 38 | 39 | 6,643,966 |
| 514 | Illinois Central | 0 | 56 | 56 | 14,002,103 |
| 529 | Illinois Eastern | 44 | 0 | 44 | 11,113,720 |
| 513 | Illinois Valley | 1 | 64 | 65 | 14,686,831 |
| 525 | Joliet | 9 | 21 | 30 | 7,988,547 |
| 520 | Kankakee | 0 | 0 | 0 | 0 |
| 501 | Kaskaskia | 1 | 28 | 29 | 6,497,653 |
| 523 | Kishwaukee | 0 | 16 | 16 | 2,374,974 |
| 532 | Lake County | 3 | 57 | 60 | 10,749,961 |
| 517 | Lake Land | 1 | 67 | 68 | 9,373,345 |
| 536 | Lewis & Clark | 3 | 1 | 4 | 5,699,800 |
| 526 | Lincoln Land | 12 | 2 | 14 | 6,099,085 |
| 530 | Logan | 6 | 10 | 16 | 4,409,710 |
| 528 | McHenry | 0 | 2 | 2 | 1,904,456 |
| 541 | Metropolitan | 1 | 0 | 1 | 475,000 |
| 524 | Moraine Valley | 0 | 36 | 36 | 18,721,166 |
| 527 | Morton | 1 | 4 | 5 | 5,213,868 |
| 535 | Oakton | 0 | 10 | 10 | 1,767,651 |
| 505 | Parkland | 0 | 31 | 31 | 14,100,000 |
| 515 | Prairie State | 6 | 13 | 19 | 6,393,670 |
| 521 | Rend Lake | 25 | 29 | 54 | 8,989,654 |
| 537 | Richland | 1 | 22 | 23 | 4,997,319 |
| 511 | Rock Valley | 0 | 80 | 80 | 20,903,955 |
| 518 | Sandburg | 1 | 34 | 35 | 5,888,854 |
| 506 | Sauk Valley | 2 | 39 | 41 | 7,773,958 |
| 531 | Shawnee | 1 | 3 | 4 | 1,217,425 |
| 510 | South Suburban | 16 | 41 | 57 | 11,047,674 |
| 533 | Southeastern | 2 | 0 | 2 | 1,300,000 |
| 522 | Southwestern | 3 | 75 | 78 | 13,341,308 |
| 534 | Spoon River | 11 | 7 | 18 | 6,348,407 |
| 504 | Triton | 0 | 73 | 73 | 16,013,137 |
| 516 | Waubonsee | 0 | 36 | 36 | 6,966,750 |
| 539 | Wood | 0 | 24 | 24 | 1,651,831 |
| TOTALS | | 169 | 1070 | 1239 | \$298,927,231 |

SOURCE OF DATA: ICCB Records

Illinois Community College Board

Table V-12

BUDGETED REVENUE FOR COMMUNITY COLLEGE CONSTRUCTION

| <u>DISTRICT</u> | <u>COLLEGE NAME</u> | <u>PROJECT NAME</u> | <u>LOCAL</u> | <u>STATE</u> | <u>FEDERAL</u> | <u>TOTAL PROJECT COST</u> |
|-----------------|---------------------|--------------------------------|--------------|--------------|----------------|---------------------------|
| 503 | Black Hawk | BHC Technology Ctr. Remodeling | \$639,952 | | | \$639,952 |
| 503 | Black Hawk | District Energy Conservation | \$190,801 | | | \$190,801 |
| 503 | Black Hawk | Install Variable Air Vol. Sys. | \$465,000 | | | \$465,000 |
| 503 | Black Hawk | Life Safety Renovations | \$30,955 | | | \$30,955 |
| 503 | Black Hawk | Remodel Corporate Center | \$274,042 | | | \$274,042 |
| 503 | Black Hawk | Roof Replacement Bldg 3 Q.C. | \$411,000 | | | \$411,000 |
| 503 | Black Hawk | Site Acquisition | \$370,000 | | | \$370,000 |
| 503 | Black Hawk | Storm Drainage Repairs Phase V | \$145,000 | | | \$145,000 |
| 503 | Black Hawk East | Construction Defects | | \$210,000 | | \$210,000 |
| 503 | Black Hawk East | Fire Code Corrections | \$111,391 | | | \$111,391 |
| 503 | Black Hawk East | Life Safety Projects | \$750,910 | | | \$750,910 |
| 503 | Black Hawk East | Life Safety Upgrades | \$256,900 | | | \$256,900 |
| 503 | Black Hawk East | New Rest Room Facility | \$30,700 | | | \$30,700 |
| 503 | Black Hawk East | Rehabilitate Building 4 | \$201,429 | | | \$201,429 |
| 503 | Black Hawk East | Weatherize Entrances | \$91,269 | | | \$91,269 |
| 503 | Black Hawk Quad | ADA Accessibility Projects | \$134,800 | | | \$134,800 |
| 503 | Black Hawk Quad | ADA Alterations | \$330,300 | | | \$330,300 |
| 503 | Black Hawk Quad | ADA Door Openers | \$98,700 | | | \$98,700 |
| 503 | Black Hawk Quad | ADA Modifications | \$455,620 | | | \$455,620 |
| 503 | Black Hawk Quad | Aggregate Repairs | \$114,719 | | | \$114,719 |
| 503 | Black Hawk Quad | Allied Health Remodeling Bld 3 | \$258,400 | | | \$258,400 |
| 503 | Black Hawk Quad | Art/Music Dept. Renovations | \$668,000 | | | \$668,000 |
| 503 | Black Hawk Quad | Asbestos Removal | \$359,800 | | | \$359,800 |
| 503 | Black Hawk Quad | Chemical Storage Alterations | \$67,051 | | | \$67,051 |
| 503 | Black Hawk Quad | Cooling Tower Replacement | \$164,880 | | | \$164,880 |
| 503 | Black Hawk Quad | Direct Service Addition | \$1,210,000 | | | \$1,210,000 |
| 503 | Black Hawk Quad | Drainage Repairs | \$25,000 | | | \$25,000 |
| 503 | Black Hawk Quad | Efficient Lighting Upgrade | \$314,400 | | | \$314,400 |
| 503 | Black Hawk Quad | Elevator Code Modifications | \$101,765 | | | \$101,765 |
| 503 | Black Hawk Quad | Elevator Cylinder Replacement | \$29,000 | | | \$29,000 |
| 503 | Black Hawk Quad | Energy Conservation Measures | \$318,850 | | | \$318,850 |
| 503 | Black Hawk Quad | Energy Mgmt. System | \$29,955 | | | \$29,955 |
| 503 | Black Hawk Quad | Fire & Security System Update | \$256,094 | | | \$256,094 |
| 503 | Black Hawk Quad | Fire Alarm Update | \$132,401 | | | \$132,401 |
| 503 | Black Hawk Quad | HVAC Repairs | \$96,500 | | | \$96,500 |
| 503 | Black Hawk Quad | HVAC Replacement QCTC | \$34,876 | | | \$34,876 |
| 503 | Black Hawk Quad | Hazardous Boiler Replacement | \$81,944 | | | \$81,944 |
| 503 | Black Hawk Quad | Life Safety Projects | \$302,887 | | | \$302,887 |
| 503 | Black Hawk Quad | Life Safety Upgrades | \$203,600 | | | \$203,600 |
| 503 | Black Hawk Quad | Local Child Care Center | \$45,000 | | | \$45,000 |
| 503 | Black Hawk Quad | Moisture Protection/Plumbing | \$136,200 | | | \$136,200 |
| 503 | Black Hawk Quad | Moisture Protection | \$189,170 | | | \$189,170 |
| 503 | Black Hawk Quad | Pool Repairs | \$140,000 | | | \$140,000 |
| 503 | Black Hawk Quad | Renovate Outreach Center | | \$192,150 | | \$192,150 |
| 503 | Black Hawk Quad | Reroof Three Buildings | \$161,809 | | | \$161,809 |
| 503 | Black Hawk Quad | Retube Boiler | \$107,000 | | | \$107,000 |
| 503 | Black Hawk Quad | Roof Improvement/Bldgs 2&3 | \$273,121 | | | \$273,121 |
| 503 | Black Hawk Quad | Roof Replacement | \$118,507 | | | \$118,507 |
| 503 | Black Hawk Quad | Sewer & Erosion Repairs | \$94,100 | | | \$94,100 |
| 503 | Black Hawk Quad | Stairway Replacement | \$75,054 | | | \$75,054 |
| 503 | Black Hawk Quad | Storm Drain System Phase IV | \$119,900 | | | \$119,900 |
| 503 | Black Hawk Quad | Storm Drainage Rep. Phase IV | \$96,800 | | | \$96,800 |
| 503 | Black Hawk Quad | Structural Repairs | \$100,300 | | | \$100,300 |
| 503 | Black Hawk Quad | Underground Storage Tank Repl | \$29,500 | | | \$29,500 |
| 503 | Black Hawk Quad | WIU Office Relocation | \$7,000 | | | \$7,000 |

Illinois Community College Board
Table V-12
BUDGETED REVENUE FOR COMMUNITY COLLEGE CONSTRUCTION

| <u>DISTRICT</u> | <u>COLLEGE NAME</u> | <u>PROJECT NAME</u> | <u>LOCAL</u> | <u>STATE</u> | <u>FEDERAL</u> | <u>TOTAL PROJECT COST</u> |
|-----------------|----------------------|--|---------------|--------------|----------------|---------------------------|
| | Sub Total | | \$11,452,352 | \$402,150 | \$0 | \$11,854,502 |
| 508 | Chicago City Wide | Construction West Side Tech | \$31,500,000 | \$8,500,000 | | \$40,000,000 |
| 508 | Chicago Daley | Asbestos Abatement | | \$50,000 | | \$50,000 |
| 508 | Chicago Daley | Exterior Improvements | | \$200,000 | | \$200,000 |
| 508 | Chicago Daley | Renovate Stairway/Bridge | | \$620,899 | | \$620,899 |
| 508 | Chicago Daley&OH | Olive-Harvey Window Covering | | \$139,030 | | \$139,030 |
| 508 | Chicago Dawson | Dawson Skills Rehab | | \$3,500,000 | | \$3,500,000 |
| 508 | Chicago Humbolt | Humboldt Park Voc. Center | \$5,000,000 | \$2,000,000 | | \$7,000,000 |
| 508 | Chicago Kennedy | Exterior Painting and Caulk | | \$287,303 | | \$287,303 |
| 508 | Chicago Malcolm X | Renovate Locker Rooms | | \$400,000 | | \$400,000 |
| 508 | Chicago Olive | Exterior Paint,Sidewalks | | \$241,626 | | \$241,626 |
| 508 | Chicago Olive Harvey | Renovate Building 5 | | \$550,000 | | \$550,000 |
| 508 | Chicago Truman | Remodel Truman College | \$1,675,000 | | | \$1,675,000 |
| 508 | Chicago Truman | Replace Carpet & Flooring | | \$50,000 | | \$50,000 |
| 508 | Chicago Washington | Remodel Floors-Base. thru 11 | \$1,385,481 | | | \$1,385,481 |
| 508 | Chicago Wright | Land/New Campus | \$76,600,000 | | | \$76,600,000 |
| 508 | Chicago Wright | Remodel Old Wright | \$1,050,000 | | | \$1,050,000 |
| 508 | Chicago Wright | Repair Masonry Walls & Roof | | \$1,450,000 | | \$1,450,000 |
| 508 | Chicago Wright | Replacement of Pool Filtration | | \$160,000 | | \$160,000 |
| 508 | Daley | Daley Window Coverings | | \$125,000 | | \$125,000 |
| 508 | Daley | Modification to 001-0588 | | \$62,535 | | \$62,535 |
| | Sub Total | | \$117,210,481 | \$18,336,393 | \$0 | \$135,546,874 |
| 507 | Danville | Asbestos/Radon Survey | \$96,554 | | | \$96,554 |
| 507 | Danville | Auto Door Openers | | \$6,850 | | \$6,850 |
| 507 | Danville | Bremer Conf Ctr Electrical Sys | \$120,650 | | | \$120,650 |
| 507 | Danville | Clasroom, Labs, Miller Gym | \$673,700 | \$1,853,600 | | \$2,527,300 |
| 507 | Danville | Clock Tower Center-Art Painting Lab | \$56,900 | \$150,200 | | \$207,100 |
| 507 | Danville | Clock Tower Center-LRC Renovations | | \$96,537 | | \$96,537 |
| 507 | Danville | Clock Tower Center-LRC Renovations | \$1,124,663 | \$0 | | \$1,124,663 |
| 507 | Danville | College Center Repairs | | \$66,500 | | \$66,500 |
| 507 | Danville | Conf. Center Code Corrections | \$273,700 | | | \$273,700 |
| 507 | Danville | Curb/Parking Lot Improvements | \$24,408 | \$149,350 | | \$173,758 |
| 507 | Danville | Domestic Water System Repair | \$435,000 | | | \$435,000 |
| 507 | Danville | Electrical Power Distribution | \$732,300 | | | \$732,300 |
| 507 | Danville | Emergency Lighting -classrooms | \$38,460 | | | \$38,460 |
| 507 | Danville | Emergency Lighting Upgrade | \$47,070 | | | \$47,070 |
| 507 | Danville | Energy Conservation | \$33,272 | | | \$33,272 |
| 507 | Danville | Energy Management System | | \$152,400 | | \$152,400 |
| 507 | Danville | Fuel Oil Tank Replacement | \$28,399 | | | \$28,399 |
| 507 | Danville | Infrastructure Rehab/Plan. | \$1,161,500 | \$3,484,500 | | \$4,646,000 |
| 507 | Danville | Install Automatic Door | | \$6,500 | | \$6,500 |
| 507 | Danville | Lincoln Hall Construction | \$1,575,700 | \$4,727,100 | | \$6,302,800 |
| 507 | Danville | Maintenance Plant Ventilation/HVAC Upgrade | \$101,500 | | | \$101,500 |
| 507 | Danville | Mary Miller Center Remodeling | \$678,000 | | | \$678,000 |
| 507 | Danville | Mary Miller Center Roof | \$65,000 | | | \$65,000 |
| 507 | Danville | Mary Miller Code Corrections | \$222,600 | | | \$222,600 |
| 507 | Danville | Natural Gas Pipe Replacement | \$36,500 | | | \$36,500 |
| 507 | Danville | Om. Horticulture Code Correct | \$200,600 | | | \$200,600 |
| 507 | Danville | Physical Plant Code Correct. | \$480,300 | | | \$480,300 |
| 507 | Danville | Porch Columns Replacement-Clock Tower Center | | \$52,000 | | \$52,000 |
| 507 | Danville | Pump House Roof Replacement | \$48,000 | | | \$48,000 |

Illinois Community College Board
Table V-12
BUDGETED REVENUE FOR COMMUNITY COLLEGE CONSTRUCTION

| <u>DISTRICT</u> | <u>COLLEGE NAME</u> | <u>PROJECT NAME</u> | <u>LOCAL</u> | <u>STATE</u> | <u>FEDERAL</u> | <u>TOTAL PROJECT COST</u> |
|-----------------|---------------------|---|--------------|--------------|----------------|---------------------------|
| 507 | Danville | Repair Gazebo | | \$12,475 | | \$12,475 |
| 507 | Danville | Repair Porches/Bldg. 17 | | \$53,270 | | \$53,270 |
| 507 | Danville | Repair Roof-Bldg. 17 | | \$77,086 | | \$77,086 |
| 507 | Danville | Repave Parking Lots | \$10,312 | \$83,586 | | \$93,898 |
| 507 | Danville | Roof Repairs | \$595,847 | | | \$595,847 |
| 507 | Danville | Roof Replacement Orn.Hort.Bldg | \$32,650 | | | \$32,650 |
| 507 | Danville | Roof Replacement-Bremer | \$61,450 | | | \$61,450 |
| 507 | Danville | Roof/Tech Center | | \$82,010 | | \$82,010 |
| 507 | Danville | Sanitary Sewer Replacement | \$206,500 | | | \$206,500 |
| 507 | Danville | Seal Coating Parking Areas | | \$10,058 | | \$10,058 |
| 507 | Danville | Site Utilities for New Blding | | \$3,500,000 | | \$3,500,000 |
| 507 | Danville | Tech Center/Parking Lots | | \$70,000 | | \$70,000 |
| 507 | Danville | Technology Center Addition | \$651,800 | | | \$651,800 |
| 507 | Danville | Technology Center Addition | \$889,800 | \$672,200 | | \$1,562,000 |
| 507 | Danville | Tuckpointing Buildings 6 & 7 | \$257,330 | | | \$257,330 |
| 507 | Danville | Tuckpointing/masonry-Cannon | \$155,490 | | | \$155,490 |
| 507 | Danville | Utility Tunnel Replacement | \$1,566,200 | | | \$1,566,200 |
| 507 | Danville | Walks, Curbs, & Parking Lots | | \$194,800 | | \$194,800 |
| | Sub Total | | \$12,682,155 | \$15,501,022 | \$0 | \$28,183,177 |
| 502 | DuPage | Auto Lab Expansion Building | \$740,000 | | | \$740,000 |
| 502 | DuPage | Ceiling Replacement | \$83,595 | \$179,800 | | \$263,395 |
| 502 | DuPage | Construct Extension Centers | \$3,572,800 | | | \$3,572,800 |
| 502 | DuPage | Fitness Room Addition | \$348,000 | | | \$348,000 |
| 502 | DuPage | Instructional Computing Ctr | \$391,200 | \$1,173,500 | | \$1,564,700 |
| 502 | DuPage | Land/North Regional Site | \$650,000 | | | \$650,000 |
| 502 | DuPage | Lighting/Ceiling Renovations | | \$424,922 | | \$424,922 |
| 502 | DuPage | Parking Lot Expansion | \$928,940 | | | \$928,940 |
| 502 | DuPage | Parking Lot Expansion | \$975,387 | | | \$975,387 |
| 502 | DuPage | Renovate Park Lots 8 to 12 | \$636,911 | \$227,538 | | \$864,449 |
| 502 | DuPage | Renovate Parking Lots 1-5 | \$229,060 | \$227,538 | | \$456,598 |
| 502 | DuPage | Resurfacing Projects | | \$562,940 | | \$562,940 |
| 502 | DuPage | Roadway Renovations | | \$224,080 | | \$224,080 |
| 502 | DuPage | Roof Replacement -PE | \$220,400 | | | \$220,400 |
| 502 | DuPage | SRC Addition | \$16,830,000 | | | \$16,830,000 |
| 502 | DuPage | Site Acquisition-Naperville | \$816,750 | | | \$816,750 |
| 502 | DuPage | Site Acquisition-Westmont | \$609,840 | | | \$609,840 |
| 502 | DuPage | Site Acquisition/Naperville | \$449,757 | | | \$449,757 |
| 502 | DuPage | Student Resource Ctr - 3rd Fl. | | \$2,180,400 | | \$2,180,400 |
| 502 | DuPage | Walkway Lighting/Reroof Bldg. | \$201,893 | \$230,107 | | \$432,000 |
| 502 | DuPage | Warehouse Expansion | \$613,340 | | | \$613,340 |
| | Sub Total | | \$28,297,873 | \$5,430,825 | \$0 | \$33,728,698 |
| 509 | Elgin | Accessibility Modifications | \$38,045 | | | \$38,045 |
| 509 | Elgin | Business/Industry Conf. Ctr. | \$5,500,000 | | | \$5,500,000 |
| 509 | Elgin | Chiller Replacement | \$200,000 | \$265,500 | | \$465,500 |
| 509 | Elgin | Construct Applied Techn. | \$1,145,750 | | | \$1,145,750 |
| 509 | Elgin | Construct Maintenance Bldg. | \$239,533 | | | \$239,533 |
| 509 | Elgin | Deck Restoration/Waterproofing | | \$162,300 | | \$162,300 |
| 509 | Elgin | Exterior Lighting | \$327,500 | | | \$327,500 |
| 509 | Elgin | Fleetwood Drive Land and Building Acquisition | \$2,500,000 | | | \$2,500,000 |
| 509 | Elgin | HVAC Modifications | \$40,740 | | | \$40,740 |
| 509 | Elgin | Mobile Classroom Units | \$137,400 | | | \$137,400 |

Illinois Community College Board

Table V-12

BUDGETED REVENUE FOR COMMUNITY COLLEGE CONSTRUCTION

| <u>DISTRICT</u> | <u>COLLEGE NAME</u> | <u>PROJECT NAME</u> | <u>LOCAL</u> | <u>STATE</u> | <u>FEDERAL</u> | <u>TOTAL PROJECT COST</u> |
|-----------------|---------------------|---|--------------|--------------|----------------|---------------------------|
| 509 | Elgin | Moisture Protection | \$92,739 | | | \$92,739 |
| 509 | Elgin | New Classroom Building | \$1,450,500 | \$12,906,700 | | \$14,357,200 |
| 509 | Elgin | Parking Lot Repairs | | \$66,594 | | \$66,594 |
| 509 | Elgin | Plaza Deck Restoration/Waterproofing Ph III | | \$218,800 | | \$218,800 |
| 509 | Elgin | Repair of Parking Lots | | \$241,675 | | \$241,675 |
| 509 | Elgin | Resurface Parking Lot 1 | | \$75,544 | | \$75,544 |
| 509 | Elgin | Resurface Parking Lot 1 | \$3,456 | \$75,544 | | \$79,000 |
| 509 | Elgin | Roof Repairs/Paving | | \$127,818 | | \$127,818 |
| 509 | Elgin | Site Acquisition | \$2,061,300 | | | \$2,061,300 |
| 509 | Elgin | Visual/Perf. Arts Phase | \$23,260,694 | | | \$23,260,694 |
| | Sub Total | | \$36,997,657 | \$14,140,475 | \$0 | \$51,138,132 |
| 512 | Harper | AC/Dehumidification at Wellness/Sports Ctr. | \$599,203 | | | \$599,203 |
| 512 | Harper | ADA Restroom Renovat. N.E. Ctr | \$133,623 | | | \$133,623 |
| 512 | Harper | ADA Sidewalk Improvements | \$108,687 | | | \$108,687 |
| 512 | Harper | ADA/Accessibility | \$159,000 | | | \$159,000 |
| 512 | Harper | Accessibility Improvements | \$108,859 | | | \$108,859 |
| 512 | Harper | Accessibility Renovations | \$54,000 | | | \$54,000 |
| 512 | Harper | Acoustic Baffles rplcmt-Bld.M | \$216,033 | | | \$216,033 |
| 512 | Harper | Alter Doorway/Bldg. 1 | \$29,500 | | | \$29,500 |
| 512 | Harper | Asbestos Abatement N.E. Ctr. | \$53,213 | | | \$53,213 |
| 512 | Harper | Asbestos Abatement Work | \$72,338 | | | \$72,338 |
| 512 | Harper | Auto Door Opener Replacements | \$45,070 | | | \$45,070 |
| 512 | Harper | Auto Door Openers | \$80,605 | | | \$80,605 |
| 512 | Harper | Bldg. F - Life Safety | \$1,500,000 | | | \$1,500,000 |
| 512 | Harper | Bldings D/E Buried Hot Water Pipe Rplcmt. | \$155,050 | | | \$155,050 |
| 512 | Harper | Building B Boiler Repairs | \$110,000 | | | \$110,000 |
| 512 | Harper | Building E Improvements | \$499,777 | | | \$499,777 |
| 512 | Harper | Building F Code Corrections | \$1,009,000 | | | \$1,009,000 |
| 512 | Harper | Building I Code Corrections | \$676,268 | | | \$676,268 |
| 512 | Harper | Campus Sidewalk Repair-Ph II | \$273,088 | | | \$273,088 |
| 512 | Harper | Campus Sidewalk Replacement | \$86,652 | | | \$86,652 |
| 512 | Harper | Chair Lift Replacement-Bld D | \$85,893 | | | \$85,893 |
| 512 | Harper | Construct Instruc. Bldg. | \$12,589,800 | | | \$12,589,800 |
| 512 | Harper | Construct Observatory | \$44,200 | | | \$44,200 |
| 512 | Harper | Construction Defects | | \$3,184,856 | | \$3,184,856 |
| 512 | Harper | Cooling Tower Enclosures | \$235,347 | | | \$235,347 |
| 512 | Harper | Electric/Safety Hazard Repairs | \$31,073 | | | \$31,073 |
| 512 | Harper | Electrical Distibution Upgrade | \$276,394 | | | \$276,394 |
| 512 | Harper | Electrical Switch Installation | \$210,000 | | | \$210,000 |
| 512 | Harper | Electrical Upgrades in Vault Area | \$266,120 | | | \$266,120 |
| 512 | Harper | Electrical/Mech. Repairs | \$1,469,550 | | | \$1,469,550 |
| 512 | Harper | Elevator Accessibility | \$72,500 | | | \$72,500 |
| 512 | Harper | Emergency Telephone Install. | \$33,000 | | | \$33,000 |
| 512 | Harper | Energy Mgmt System | \$1,000,000 | | | \$1,000,000 |
| 512 | Harper | Filter System Repair | \$143,298 | | | \$143,298 |
| 512 | Harper | Fire Sprinkler Installation | \$199,750 | | | \$199,750 |
| 512 | Harper | Fire Supression System | \$25,000 | | | \$25,000 |
| 512 | Harper | Fire System Corrections | \$176,371 | | | \$176,371 |
| 512 | Harper | Gas Main Replacement | \$96,672 | | | \$96,672 |
| 512 | Harper | HVAC Modifications- Blding E | \$87,625 | | | \$87,625 |
| 512 | Harper | HVAC Renovations | \$1,259,280 | | | \$1,259,280 |
| 512 | Harper | HVAC Repairs | \$1,062,099 | | | \$1,062,099 |
| 512 | Harper | HVAC Upgrades Blding P | \$206,460 | | | \$206,460 |

Illinois Community College Board
Table V-12
BUDGETED REVENUE FOR COMMUNITY COLLEGE CONSTRUCTION

| <u>DISTRICT</u> | <u>COLLEGE NAME</u> | <u>PROJECT NAME</u> | <u>LOCAL</u> | <u>STATE</u> | <u>FEDERAL</u> | <u>TOTAL PROJECT COST</u> |
|-----------------|---------------------|---|--------------|--------------|----------------|---------------------------|
| 512 | Harper | Hazardous Bleacher Repair | \$100,000 | | | \$100,000 |
| 512 | Harper | Install Accessible Drinking | \$200,000 | | | \$200,000 |
| 512 | Harper | Life Safety Alterations | \$380,148 | | | \$380,148 |
| 512 | Harper | Life Safety Improvements Bld.M | \$648,911 | | | \$648,911 |
| 512 | Harper | Lighting Upgrade-NE Center | \$130,434 | | | \$130,434 |
| 512 | Harper | Lighting Upgrades- Bldings D&H | \$238,700 | | | \$238,700 |
| 512 | Harper | Masonry Repairs-Bldg. M | \$136,037 | | | \$136,037 |
| 512 | Harper | Moisture Protection-NE Ctr | \$178,000 | | | \$178,000 |
| 512 | Harper | NE Center Parking Lot Lighting | \$101,230 | | | \$101,230 |
| 512 | Harper | Parking Lot 1 extension | | \$142,560 | | \$142,560 |
| 512 | Harper | Parking Lot Restoration | \$142,000 | | | \$142,000 |
| 512 | Harper | Partial Roof Replacement-D & J | | \$327,800 | | \$327,800 |
| 512 | Harper | Plumbing Repairs, Bldg I&J | \$420,000 | | | \$420,000 |
| 512 | Harper | Pool Lighting Replacement-Wellness/Sports Cen | \$137,170 | | | \$137,170 |
| 512 | Harper | Power Distribution System | \$317,250 | | | \$317,250 |
| 512 | Harper | Refrigerant Conversion | \$242,681 | | | \$242,681 |
| 512 | Harper | Renovate Fire Alarm System | \$327,600 | | | \$327,600 |
| 512 | Harper | Repair HVAC Bldg. V | \$50,000 | | | \$50,000 |
| 512 | Harper | Repair Parking Lot #3 | \$85 | \$155,230 | | \$155,315 |
| 512 | Harper | Repair Parking Lots | | \$144,831 | | \$144,831 |
| 512 | Harper | Repair Parking Lots 1 and 12 | | \$112,000 | | \$112,000 |
| 512 | Harper | Repair Rest Rooms Bldg. D | \$438,500 | | | \$438,500 |
| 512 | Harper | Repair Roofs Bldgs A & D | \$400,000 | | | \$400,000 |
| 512 | Harper | Repair Roofs Bldgs B,E,I,J | \$385,000 | | | \$385,000 |
| 512 | Harper | Repalce Wheelchair Lifts | \$75,000 | | | \$75,000 |
| 512 | Harper | Repave Perimeter Road | \$146,400 | | | \$146,400 |
| 512 | Harper | Replace Light Fixtures-Bld. M | \$108,388 | | | \$108,388 |
| 512 | Harper | Replace Underground Storage | \$190,000 | | | \$190,000 |
| 512 | Harper | Restroom Modif.-Bldg. A | \$459,044 | | | \$459,044 |
| 512 | Harper | Resurface Parking Lot 8,9,10 | \$789,000 | | | \$789,000 |
| 512 | Harper | Roof Repair/Alteration | \$710,000 | | | \$710,000 |
| 512 | Harper | Roof Replacement Bldgs bcgh | \$1,121,250 | | | \$1,121,250 |
| 512 | Harper | Roof Replacement-Bldg F | \$235,000 | | | \$235,000 |
| 512 | Harper | Roof Replacement-NE Center | \$444,000 | | | \$444,000 |
| 512 | Harper | Roof Replacement-Wellness/Sports Center | \$489,305 | | | \$489,305 |
| 512 | Harper | Roof&Ceiling-Building D | | \$145,841 | | \$145,841 |
| 512 | Harper | Site Acquisition/Northeast | \$2,000,000 | | | \$2,000,000 |
| 512 | Harper | Steam/Condensate Piping Replacement/Blding H | \$142,338 | | | \$142,338 |
| 512 | Harper | Ventilation Modif. - Blding T | \$66,325 | | | \$66,325 |
| 512 | Harper | Water Main Extension | \$247,925 | | | \$247,925 |
| | Sub Total | | \$37,738,119 | \$4,213,118 | \$0 | \$41,951,237 |
| 540 | Heartland | ADA Compliance | \$27,500 | | | \$27,500 |
| 540 | Heartland | Emergency Generator | \$461,100 | | | \$461,100 |
| 540 | Heartland | Energy Conservation Project | \$63,000 | | | \$63,000 |
| 540 | Heartland | Equipment for New Campus | | \$2,500,000 | | \$2,500,000 |
| 540 | Heartland | PHS Projects | \$60,500 | | | \$60,500 |
| 540 | Heartland | Safety/Security Access System | \$106,633 | | | \$106,633 |
| 540 | Heartland | Site Acquisition | \$2,100,000 | | | \$2,100,000 |
| 540 | Heartland | Space Renovations | \$98,125 | | | \$98,125 |
| | Sub Total | | \$2,916,858 | \$2,500,000 | \$0 | \$5,416,858 |
| 519 | Highland | ADA Compliance | \$283,770 | | | \$283,770 |

Illinois Community College Board

Table V-12

BUDGETED REVENUE FOR COMMUNITY COLLEGE CONSTRUCTION

| <u>DISTRICT</u> | <u>COLLEGE NAME</u> | <u>PROJECT NAME</u> | <u>LOCAL</u> | <u>STATE</u> | <u>FEDERAL</u> | <u>TOTAL PROJECT COST</u> |
|-----------------|---------------------|---|--------------|--------------|----------------|---------------------------|
| 519 | Highland | ADA Compliance | \$318,666 | | | \$318,666 |
| 519 | Highland | ADA Projects | \$257,620 | | | \$257,620 |
| 519 | Highland | Accessibility-Auto Doors | \$41,950 | | | \$41,950 |
| 519 | Highland | Auto Body Code Corrections | \$110,480 | | | \$110,480 |
| 519 | Highland | Bleacher Repairs | \$51,725 | | | \$51,725 |
| 519 | Highland | Bleachers/Guardrails Code Upgrades | \$60,000 | | | \$60,000 |
| 519 | Highland | Building F Ventilation | \$34,727 | | | \$34,727 |
| 519 | Highland | Child Care and Training Center | \$725,512 | \$120,000 | | \$845,512 |
| 519 | Highland | Drainage Alterations | \$173,387 | | | \$173,387 |
| 519 | Highland | Drainage Control-Sidewalk Rplc | \$102,971 | | | \$102,971 |
| 519 | Highland | Drainage Repairs-Lot D | \$85,230 | | | \$85,230 |
| 519 | Highland | EMS Replacement | \$158,200 | | | \$158,200 |
| 519 | Highland | Emergency & Egress Lighting Upgrade | \$121,000 | | | \$121,000 |
| 519 | Highland | Energy Conservation Program | \$645,400 | | | \$645,400 |
| 519 | Highland | Exterior Waterproofing Modif. | \$51,425 | | | \$51,425 |
| 519 | Highland | Fire Alarm Improvements | \$155,768 | | | \$155,768 |
| 519 | Highland | Hydraulic Lift Replacement | \$89,758 | | | \$89,758 |
| 519 | Highland | Install Non Skid Pool Deck | \$25,000 | | | \$25,000 |
| 519 | Highland | Laboratory Ventilation | \$56,975 | | | \$56,975 |
| 519 | Highland | Lighting/Warning Sys. Upgrade | \$161,656 | | | \$161,656 |
| 519 | Highland | Moisture Protection | \$75,637 | | | \$75,637 |
| 519 | Highland | Renovation Bldgs. M&R | | \$284,968 | | \$284,968 |
| 519 | Highland | Reroof Maintenance Bam | \$35,000 | | | \$35,000 |
| 519 | Highland | Reroof Sports Complex | \$81,000 | | | \$81,000 |
| 519 | Highland | Resurface Parking Lot A West | | \$129,600 | | \$129,600 |
| 519 | Highland | Resurface Parking Lots C & E | \$162,794 | \$201,000 | | \$363,794 |
| 519 | Highland | Retention Pond Repairs | \$100,430 | | | \$100,430 |
| 519 | Highland | Roof Replacement Bldings F & T | \$452,000 | | | \$452,000 |
| 519 | Highland | Roof Replacement Bldings. N & T (south half) | \$419,000 | | | \$419,000 |
| 519 | Highland | Roof Replacement Building S | \$286,770 | | | \$286,770 |
| 519 | Highland | Roof Replacements -Buildings M & R | \$452,000 | | | \$452,000 |
| 519 | Highland | Sidewalk Rehabilitation | \$248,398 | | | \$248,398 |
| 519 | Highland | Sidewalk Repair/Drain. Ph. IV | \$70,190 | | | \$70,190 |
| 519 | Highland | Sidewalk Replacement | \$172,648 | | | \$172,648 |
| 519 | Highland | Student Center Building | \$168,600 | \$4,952,000 | | \$5,120,600 |
| 519 | Highland | Theatrical Lighting Controls | \$227,000 | | | \$227,000 |
| 519 | Highland | Tuckpointing & Sidewalks | \$73,000 | | | \$73,000 |
| 519 | Highland | Underground Storage Tank | \$50,050 | | | \$50,050 |
| 519 | Highland | Ventilation System Repairs | \$123,700 | | | \$123,700 |
| 519 | Highland | Walk Replacement/Phase IV | \$85,000 | | | \$85,000 |
| 519 | Highland | Waterproofing Project | \$108,803 | | | \$108,803 |
| | Sub Total | | \$7,103,240 | \$5,687,568 | \$0 | \$12,790,808 |
| 514 | Illinois Central | ADA Accessibility | \$53,900 | | | \$53,900 |
| 514 | Illinois Central | ADA Elevator Addition | \$165,460 | | | \$165,460 |
| 514 | Illinois Central | ADA Signage Upgrade | \$121,800 | | | \$121,800 |
| 514 | Illinois Central | ADA Stair Tower Improvements | \$100,000 | | | \$100,000 |
| 514 | Illinois Central | ADA Survey/Phase I Corr. Work | \$186,390 | | | \$186,390 |
| 514 | Illinois Central | Accessibility Projects, 1998 | \$191,000 | | | \$191,000 |
| 514 | Illinois Central | Acquire/Ren. World Drug Bldg | \$6,386,400 | | | \$6,386,400 |
| 514 | Illinois Central | Agricultural/Industrial Technologies Addition | \$2,066,244 | | | \$2,066,244 |
| 514 | Illinois Central | Asbestos Removal/SW Adams | \$143,750 | | | \$143,750 |
| 514 | Illinois Central | Boiler Room Roof Replacement | \$76,790 | | | \$76,790 |
| 514 | Illinois Central | Campus Security | \$66,000 | | | \$66,000 |

Illinois Community College Board
Table V-12
BUDGETED REVENUE FOR COMMUNITY COLLEGE CONSTRUCTION

| <u>DISTRICT</u> | <u>COLLEGE NAME</u> | <u>PROJECT NAME</u> | <u>LOCAL</u> | <u>STATE</u> | <u>FEDERAL</u> | <u>TOTAL PROJECT COST</u> |
|-----------------|---------------------|---|--------------|--------------|----------------|---------------------------|
| 514 | Illinois Central | Carpet Replacement | \$50,000 | | | \$50,000 |
| 514 | Illinois Central | Carpet Replacement | \$170,000 | | | \$170,000 |
| 514 | Illinois Central | Construct Storage Building | \$78,177 | | | \$78,177 |
| 514 | Illinois Central | Construction Defects Roof | | \$493,000 | | \$493,000 |
| 514 | Illinois Central | Corridors and Classrooms Ceiling Renovations | | \$162,500 | | \$162,500 |
| 514 | Illinois Central | Courtyard Rehabilitation | \$360,000 | | | \$360,000 |
| 514 | Illinois Central | Drainage Control | \$1,300,000 | | | \$1,300,000 |
| 514 | Illinois Central | Drainage-Roadway Rehab Phase II | \$191,000 | | | \$191,000 |
| 514 | Illinois Central | EMS Upgrade | \$580,000 | | | \$580,000 |
| 514 | Illinois Central | Elevator Cylinder Repairs | \$87,000 | | | \$87,000 |
| 514 | Illinois Central | Elevator Repairs | \$99,200 | | | \$99,200 |
| 514 | Illinois Central | Enclose Overhang-Admin. Bldg. | \$225,000 | | | \$225,000 |
| 514 | Illinois Central | Erosion Control | \$76,000 | | | \$76,000 |
| 514 | Illinois Central | Exterior Lighting Upgrade | \$120,000 | | | \$120,000 |
| 514 | Illinois Central | Fire Alarm & Security Upgrades | \$729,600 | | | \$729,600 |
| 514 | Illinois Central | Fire Damper Replacement | \$475,200 | | | \$475,200 |
| 514 | Illinois Central | Floor/Bleacher Repairs | \$265,700 | | | \$265,700 |
| 514 | Illinois Central | HVAC System Modifications -Ph. II | \$150,000 | | | \$150,000 |
| 514 | Illinois Central | HVAC System Modifications-Dirksen Hall | \$150,000 | | | \$150,000 |
| 514 | Illinois Central | Hazardous Surface Repairs | \$170,000 | | | \$170,000 |
| 514 | Illinois Central | Interior Lighting Improvements | | \$329,700 | | \$329,700 |
| 514 | Illinois Central | Land Lab Facility & Skilled Trades Remodeling | \$719,800 | | | \$719,800 |
| 514 | Illinois Central | Lighting Upgrades Lots A & C | \$70,000 | | | \$70,000 |
| 514 | Illinois Central | Lighting and Ceiling Upgrade | | \$270,633 | | \$270,633 |
| 514 | Illinois Central | Masonry Wall Repair | \$54,000 | | | \$54,000 |
| 514 | Illinois Central | Masonry Wall Repair | \$120,000 | | | \$120,000 |
| 514 | Illinois Central | Masonry Wall Repair Phase II | \$135,000 | | | \$135,000 |
| 514 | Illinois Central | Metal Panel Curtain Wall | \$90,000 | | | \$90,000 |
| 514 | Illinois Central | Parking Deck Construction | \$550,000 | | | \$550,000 |
| 514 | Illinois Central | Parking Lot A Renovation | \$2,563 | \$147,437 | | \$150,000 |
| 514 | Illinois Central | Parking Lot F Renovation | | \$103,800 | | \$103,800 |
| 514 | Illinois Central | Parking Lot Rehabilitation | \$5,127 | \$149,102 | | \$154,229 |
| 514 | Illinois Central | Parking Lot Restoration | | \$123,400 | | \$123,400 |
| 514 | Illinois Central | Phase II Downtown Center | \$2,373,250 | | | \$2,373,250 |
| 514 | Illinois Central | Remodel Dirksen Hall | \$325,000 | | | \$325,000 |
| 514 | Illinois Central | Renovate&Expand Stu. Center | \$4,277,350 | | | \$4,277,350 |
| 514 | Illinois Central | Repair Underground Storage Tnk | \$289,670 | | | \$289,670 |
| 514 | Illinois Central | Repair of Bridges | \$97,000 | | | \$97,000 |
| 514 | Illinois Central | Repair of Dirksen Parking Lot | \$2,563 | \$147,437 | | \$150,000 |
| 514 | Illinois Central | Replace Electric Transformers | \$66,000 | | | \$66,000 |
| 514 | Illinois Central | Replace HVAC Units | \$407,000 | | | \$407,000 |
| 514 | Illinois Central | Replace Rooftop HVAC Units | \$830,000 | | | \$830,000 |
| 514 | Illinois Central | Replace Voltage Cable-Phase II | \$97,000 | | | \$97,000 |
| 514 | Illinois Central | Roof Rehabilitation | \$140,000 | | | \$140,000 |
| 514 | Illinois Central | Roof Repair Gymnasium | \$134,500 | | | \$134,500 |
| 514 | Illinois Central | Roof Replacement-Lawrence | \$80,000 | | | \$80,000 |
| 514 | Illinois Central | Roof Replacement-SW Adams | \$141,900 | | | \$141,900 |
| 514 | Illinois Central | Roof Replacement/Academic Bldg | \$255,000 | | | \$255,000 |
| 514 | Illinois Central | Roof Replacement/Library | \$215,000 | | | \$215,000 |
| 514 | Illinois Central | Sidewalk Rehabilitation Ph. III | \$350,000 | | | \$350,000 |
| 514 | Illinois Central | Sidewalk Replacement | | \$123,430 | | \$123,430 |
| 514 | Illinois Central | Sidewalk Replacement | \$325,000 | | | \$325,000 |
| 514 | Illinois Central | Test Cells | \$108,000 | | | \$108,000 |
| 514 | Illinois Central | Upgrade Underground Storage Tk | \$243,410 | | | \$243,410 |
| 514 | Illinois Central | Voltage Cable Replacement | \$151,400 | | | \$151,400 |

Illinois Community College Board
Table V-12
BUDGETED REVENUE FOR COMMUNITY COLLEGE CONSTRUCTION

| <u>DISTRICT</u> | <u>COLLEGE NAME</u> | <u>PROJECT NAME</u> | <u>LOCAL</u> | <u>STATE</u> | <u>FEDERAL</u> | <u>TOTAL PROJECT COST</u> |
|-----------------|---------------------|---------------------------------|--------------|--------------|----------------|---------------------------|
| 514 | Illinois Central | Water-Fire Main Relocations | \$234,698 | | | \$234,698 |
| 514 | Illinois Central | Window Frame/Panel Repairs | \$65,000 | | | \$65,000 |
| | Sub Total | | \$27,789,842 | \$2,050,439 | \$0 | \$29,840,281 |
| 529 | Illinois Eastern | ADA Compliance Alterations | \$71,400 | | | \$71,400 |
| 529 | Illinois Eastern | Construc. Defects/Wattleworth | \$615,000 | | | \$615,000 |
| 529 | Illinois Eastern | Construct Microwave Tower | \$313,191 | | | \$313,191 |
| 529 | Illinois Eastern | District Improvements | | \$181,660 | | \$181,660 |
| 529 | Illinois Eastern | Fire Alarm/Emerg. Lghting Replc | \$382,000 | | | \$382,000 |
| 529 | Illinois Eastern | Furnace Replacement-Frontier | \$84,700 | | | \$84,700 |
| 529 | Illinois Eastern | HVAC Replacement | | \$324,450 | | \$324,450 |
| 529 | Illinois Eastern | HVAC Replacement-3 campuses | \$332,750 | | | \$332,750 |
| 529 | Illinois Eastern | HVAC Replacement-Wabash | \$226,200 | | | \$226,200 |
| 529 | Illinois Eastern | HVAC System-Lincoln Trail | \$398,200 | | | \$398,200 |
| 529 | Illinois Eastern | HVAC System-Wabash Valley | \$312,800 | | | \$312,800 |
| 529 | Illinois Eastern | Lighting & Fire Alarm Upgrades | \$69,600 | | | \$69,600 |
| 529 | Illinois Eastern | Maintenance/Storage Shed | \$18,400 | | | \$18,400 |
| 529 | Illinois Eastern | Modify Exhaust Hoods | \$118,244 | | | \$118,244 |
| 529 | Illinois Eastern | Natorium Roof Replacement | \$81,627 | | | \$81,627 |
| 529 | Illinois Eastern | Parking Lot Repairs | | \$171,400 | | \$171,400 |
| 529 | Illinois Eastern | Pool Filter Replacement | \$33,062 | | | \$33,062 |
| 529 | Illinois Eastern | Relocate Child Care Center | \$2,000 | | | \$2,000 |
| 529 | Illinois Eastern | Remodel LRC | \$22,280 | | | \$22,280 |
| 529 | Illinois Eastern | Robinson Commercial Building | \$481,960 | | | \$481,960 |
| 529 | Illinois Eastern | Roof Replacements | \$27,000 | \$813,000 | | \$840,000 |
| 529 | Illinois Eastern | Sanitary Sewer-Lincoln Trail | \$45,496 | | | \$45,496 |
| 529 | Illinois Eastern | Stage Floor Replacement | | \$21,304 | | \$21,304 |
| 529 | Illinois Eastern | Stage Floor Replacement | | \$19,159 | | \$19,159 |
| 529 | Illinois Eastern | Storm Sewer Waterway Repairs | \$56,856 | | | \$56,856 |
| 529 | Illinois Eastern | Student Services Area Remodel | | \$260,000 | | \$260,000 |
| 529 | Illinois Eastern | Tool & Die Shop Code Modif. | \$141,546 | | | \$141,546 |
| 529 | Illinois Eastern | Underground Storage Tank Remov | \$150,000 | | | \$150,000 |
| 529 | Illinois Eastern | Ventilation Corrections | \$117,041 | | | \$117,041 |
| 529 | Frontier | HVAC Replacement | \$137,900 | | | \$137,900 |
| 529 | Frontier | Various Capital Improvements | | \$57,000 | | \$57,000 |
| 529 | Lincoln Trail | Renovations-Fiber Optics Lab | \$70,000 | | | \$70,000 |
| 529 | Lincoln Trail | Rooftop Units-Williams Hall | \$363,000 | | | \$363,000 |
| 529 | Olney Central | Classroom Renovations | | \$59,100 | | \$59,100 |
| 529 | Olney Central | Parking Lot Expansion | \$75,000 | | | \$75,000 |
| 529 | Olney Central | Reroof Stair Enclosures | \$31,838 | | | \$31,838 |
| 529 | Olney Central | Rooftop Units-Wattlw. Hall/Gym | \$779,300 | | | \$779,300 |
| 529 | Wabash Valley | AA/Machine Shop Parking | \$10,000 | \$57,400 | | \$67,400 |
| 529 | Wabash Valley | Electrical Renovations | \$284,300 | | | \$284,300 |
| 529 | Wabash Valley | Flooring Replacement | \$105,000 | | | \$105,000 |
| 529 | Wabash Valley | Gym Floor Replacement | | \$88,962 | | \$88,962 |
| 529 | Wabash Valley | HVAC/Dehumidification Upgrade | \$284,300 | | | \$284,300 |
| 529 | Wabash Valley | Machine Shop Expansion | \$61,200 | \$465,000 | | \$526,200 |
| 529 | Wabash Valley | Roof Repairs | \$1,188,000 | | | \$1,188,000 |
| | Sub Total | | \$7,491,191 | \$2,518,435 | \$0 | \$10,009,626 |
| 513 | Illinois Valley | ADA Modifications | \$150,120 | | | \$150,120 |
| 513 | Illinois Valley | ADA Modifications | \$180,600 | | | \$180,600 |
| 513 | Illinois Valley | ADA Phase III | \$220,200 | | | \$220,200 |

Illinois Community College Board
Table V-12
BUDGETED REVENUE FOR COMMUNITY COLLEGE CONSTRUCTION

| <u>DISTRICT</u> | <u>COLLEGE NAME</u> | <u>PROJECT NAME</u> | <u>LOCAL</u> | <u>STATE</u> | <u>FEDERAL</u> | <u>TOTAL PROJECT COST</u> |
|-----------------|---------------------|--|--------------|--------------|----------------|---------------------------|
| 513 | Illinois Valley | Air Moisture Infiltration Phase III-Blding A | \$200,000 | | | \$200,000 |
| 513 | Illinois Valley | Air Moisture Infiltration-Building B- Ph.IV | \$254,220 | | | \$254,220 |
| 513 | Illinois Valley | Air/Moisture Infiltration | \$180,000 | | | \$180,000 |
| 513 | Illinois Valley | Air/Moisture Infiltration PhII | \$173,954 | | | \$173,954 |
| 513 | Illinois Valley | Asbestos Abatement | \$115,800 | | | \$115,800 |
| 513 | Illinois Valley | Asbestos Abatement | \$125,890 | | | \$125,890 |
| 513 | Illinois Valley | Asbestos Abatement A-301 | \$111,200 | | | \$111,200 |
| 513 | Illinois Valley | Asbestos Abatement Bldg. G | \$145,200 | | | \$145,200 |
| 513 | Illinois Valley | Asbestos Removal-Science Fume | \$40,800 | | | \$40,800 |
| 513 | Illinois Valley | Asbestos Removal-Water Tanks | \$120,000 | | | \$120,000 |
| 513 | Illinois Valley | Biology Lab Utilities | \$28,904 | | | \$28,904 |
| 513 | Illinois Valley | Boiler C Repairs | \$28,220 | | | \$28,220 |
| 513 | Illinois Valley | Boiler Flue Stacks Replacement | \$38,958 | | | \$38,958 |
| 513 | Illinois Valley | Boiler Piping Modifications | \$180,000 | | | \$180,000 |
| 513 | Illinois Valley | Boiler Repairs | \$27,427 | | | \$27,427 |
| 513 | Illinois Valley | Cooling System Retrofit | \$923,500 | | | \$923,500 |
| 513 | Illinois Valley | Energy Audit and Survey | \$29,400 | | | \$29,400 |
| 513 | Illinois Valley | Energy Conservation/Retrofit | \$257,000 | | | \$257,000 |
| 513 | Illinois Valley | Erosion Control (S.W. Slope) | \$172,248 | | | \$172,248 |
| 513 | Illinois Valley | Exhaust Fans/Art Room | \$5,036 | \$14,384 | | \$19,420 |
| 513 | Illinois Valley | Fire Door Controls | \$30,000 | | | \$30,000 |
| 513 | Illinois Valley | Fluorescent Lighting Modific. | \$119,400 | | | \$119,400 |
| 513 | Illinois Valley | Fumace Replacement | \$48,600 | | | \$48,600 |
| 513 | Illinois Valley | HVAC Upgrade-Computer Room | \$50,000 | | | \$50,000 |
| 513 | Illinois Valley | HVAC Upgrades-E.Campus | \$100,000 | | | \$100,000 |
| 513 | Illinois Valley | Hazardous Floor Replacement | \$56,723 | | | \$56,723 |
| 513 | Illinois Valley | Hazardous Walk Replacement | \$40,780 | \$45,816 | | \$86,596 |
| 513 | Illinois Valley | Maintenance Room Ventilation | | \$18,800 | | \$18,800 |
| 513 | Illinois Valley | Modify Elevators | \$121,211 | | | \$121,211 |
| 513 | Illinois Valley | Plumbing Code Compliance | \$30,250 | | | \$30,250 |
| 513 | Illinois Valley | Repair Parking Lot #5 | \$24,522 | \$63,420 | | \$87,942 |
| 513 | Illinois Valley | Repair Parking Lots | | \$44,620 | | \$44,620 |
| 513 | Illinois Valley | Repave Parking Lot # 1 | | \$203,400 | | \$203,400 |
| 513 | Illinois Valley | Replace Hazardous Floor | \$60,794 | \$0 | | \$60,794 |
| 513 | Illinois Valley | Replace Water Main | \$78,860 | | | \$78,860 |
| 513 | Illinois Valley | Reroofing Auto Ag Facility | \$130,725 | | | \$130,725 |
| 513 | Illinois Valley | Road Subsurface Erosion | \$50,301 | | | \$50,301 |
| 513 | Illinois Valley | Roadway & Parking Lot | | \$64,136 | | \$64,136 |
| 513 | Illinois Valley | Roof Replacement | \$51,450 | | | \$51,450 |
| 513 | Illinois Valley | Roof Replacement | \$220,000 | | | \$220,000 |
| 513 | Illinois Valley | Roof Replacement Gym | \$30,142 | | | \$30,142 |
| 513 | Illinois Valley | Roofing Replacement | \$659,770 | | | \$659,770 |
| 513 | Illinois Valley | Security Lighting | \$158,970 | | | \$158,970 |
| 513 | Illinois Valley | Security Lighting-Ph. II | \$160,320 | | | \$160,320 |
| 513 | Illinois Valley | Sewer Line Hookup | \$84,000 | | | \$84,000 |
| 513 | Illinois Valley | Sidewalk Replacement | | \$47,300 | | \$47,300 |
| 513 | Illinois Valley | Sidewalk Replacement Ph II | | \$60,200 | | \$60,200 |
| 513 | Illinois Valley | Sidewalk Replacements | \$286,318 | | | \$286,318 |
| 513 | Illinois Valley | Water Pipe Replacement | \$220,000 | | | \$220,000 |
| 513 | Illinois Valley | Water Suppression Line Repair-Blding G | \$60,000 | | | \$60,000 |
| | Sub Total | | \$6,581,813 | \$562,076 | \$0 | \$7,143,889 |
| 525 | Joliet | ADA Compliance | \$287,980 | | | \$287,980 |
| 525 | Joliet | Air Quality Improvement | | \$162,890 | | \$162,890 |

Illinois Community College Board
Table V-12
BUDGETED REVENUE FOR COMMUNITY COLLEGE CONSTRUCTION

| <u>DISTRICT</u> | <u>COLLEGE NAME</u> | <u>PROJECT NAME</u> | <u>LOCAL</u> | <u>STATE</u> | <u>FEDERAL</u> | <u>TOTAL PROJECT COST</u> |
|-----------------|---------------------|---|--------------|--------------|----------------|---------------------------|
| 525 | Joliet | Bldg. D Roof Replacement | | \$98,222 | | \$98,222 |
| 525 | Joliet | Bleachers/Gym Floor Repairs | \$111,345 | | | \$111,345 |
| 525 | Joliet | Business/Tech Center | \$2,450,291 | \$6,992,509 | | \$9,442,800 |
| 525 | Joliet | C-G Concourse Renovation | | \$227,900 | | \$227,900 |
| 525 | Joliet | Child Care Remodeling and Rehabilitation | | \$110,800 | | \$110,800 |
| 525 | Joliet | City Center Campus Parking Lot Acquisition | \$42,000 | | | \$42,000 |
| 525 | Joliet | City Center Wall Waterproofing | \$216,990 | | | \$216,990 |
| 525 | Joliet | Cooling Tower Replacements | \$372,219 | | | \$372,219 |
| 525 | Joliet | Electrical Sys Renov CC Campus | \$238,454 | | | \$238,454 |
| 525 | Joliet | Emergency Telephones | \$66,286 | | | \$66,286 |
| 525 | Joliet | Emergency Telephones Phase II | \$82,300 | | | \$82,300 |
| 525 | Joliet | Emergency Warning System Upgr | \$27,000 | | | \$27,000 |
| 525 | Joliet | Exterior Glazing Repair | \$296,030 | | | \$296,030 |
| 525 | Joliet | Exterior Moisture Repairs | \$521,000 | | | \$521,000 |
| 525 | Joliet | Exterior Stair Renn. Center | \$72,315 | | | \$72,315 |
| 525 | Joliet | HVAC Upgrades | \$693,895 | | | \$693,895 |
| 525 | Joliet | Install Cogeneration System | \$949,000 | | | \$949,000 |
| 525 | Joliet | Install Fire Alarm System | \$75,500 | | | \$75,500 |
| 525 | Joliet | New Roofing Building E | \$211,800 | | | \$211,800 |
| 525 | Joliet | North Campus Site | \$4,665,650 | | | \$4,665,650 |
| 525 | Joliet | Parking Lot Lighting Upgrade | \$95,900 | | | \$95,900 |
| 525 | Joliet | Parking Lot Restoration | | \$210,061 | | \$210,061 |
| 525 | Joliet | Parking Lot and Roadway Repair | \$21,067 | \$121,073 | | \$142,140 |
| 525 | Joliet | Parking Site Acquisition (City Center) | \$208,500 | | | \$208,500 |
| 525 | Joliet | Remove Asbestos Flooring | \$88,300 | | | \$88,300 |
| 525 | Joliet | Repair Parking Lots | | \$132,108 | | \$132,108 |
| 525 | Joliet | Repair Sanitary Sewer System | \$328,500 | | | \$328,500 |
| 525 | Joliet | Restroom Accessibility Project | \$45,720 | | | \$45,720 |
| 525 | Joliet | Resurface Tennis Courts | \$81,400 | | | \$81,400 |
| 525 | Joliet | Roof Replacement | \$325,475 | | | \$325,475 |
| 525 | Joliet | Roof Replacement Bldg G | \$145,200 | | | \$145,200 |
| 525 | Joliet | Roof Replacement Bldgs A,B,C | \$285,000 | | | \$285,000 |
| 525 | Joliet | Roof Replacement CC Hi-Rise | \$110,640 | | | \$110,640 |
| 525 | Joliet | Roof Work Renn. Center | \$100,100 | | | \$100,100 |
| 525 | Joliet | Student Activities Center | \$338,000 | | | \$338,000 |
| 525 | Joliet | Vacated Space Renovations | \$73,600 | \$220,900 | | \$294,500 |
| 525 | Joliet | Veterinary Tech./Industrial Training Facility | \$2,762,751 | | | \$2,762,751 |
| 525 | Joliet | Water Seepage - Roof | \$213,400 | | | \$213,400 |
| | Sub Total | | \$16,603,608 | \$8,276,463 | \$0 | \$24,880,071 |
| 520 | Kankakee | Campus Facilities Renov. II | | \$64,000 | | \$64,000 |
| 520 | Kankakee | Campus Facilities Renovation | \$174,959 | \$170,441 | | \$345,400 |
| 520 | Kankakee | Classroom Addition | \$3,268,500 | | | \$3,268,500 |
| 520 | Kankakee | Modify Heating System | \$13,892 | \$46,079 | | \$59,971 |
| 520 | Kankakee | Repair Chimney Flue | | \$43,513 | | \$43,513 |
| 520 | Kankakee | Retube Boilers | | \$39,800 | | \$39,800 |
| 520 | Kankakee | Roadway Lighting | \$20,865 | \$38,100 | | \$58,965 |
| 520 | Kankakee | Technology Building Roofing Project | | \$187,000 | | \$187,000 |
| 520 | Kankakee | Update Fire Alarm System | | \$64,505 | | \$64,505 |
| 520 | Kankakee | West Campus Renovation | \$158,880 | \$51,120 | | \$210,000 |
| | Sub Total | | \$3,637,096 | \$704,558 | \$0 | \$4,341,654 |
| 501 | Kaskaskia | ADA Elevator Improvements | \$44,000 | | | \$44,000 |

Illinois Community College Board
Table V-12
BUDGETED REVENUE FOR COMMUNITY COLLEGE CONSTRUCTION

| <u>DISTRICT</u> | <u>COLLEGE NAME</u> | <u>PROJECT NAME</u> | <u>LOCAL</u> | <u>STATE</u> | <u>FEDERAL</u> | <u>TOTAL PROJECT COST</u> |
|-----------------|---------------------|--|--------------|--------------|----------------|---------------------------|
| 501 | Kaskaskia | ADA Fire Alarm Upgrade | \$246,000 | | | \$246,000 |
| 501 | Kaskaskia | ADA Restroom Alterations | \$61,430 | | | \$61,430 |
| 501 | Kaskaskia | ADA Restroom Remodeling | \$110,700 | | | \$110,700 |
| 501 | Kaskaskia | ADA Seating Modifications | \$162,140 | | | \$162,140 |
| 501 | Kaskaskia | ADA-Door Operators | \$39,240 | | | \$39,240 |
| 501 | Kaskaskia | Accessibility-Auditorium & Vo Tech Bldgs | \$530,000 | | | \$530,000 |
| 501 | Kaskaskia | Alt. to Bldgs. C,D,E,&F | \$780,000 | | | \$780,000 |
| 501 | Kaskaskia | Asbestos Abatement | \$26,800 | | | \$26,800 |
| 501 | Kaskaskia | Boiler Repairs | | \$88,800 | | \$88,800 |
| 501 | Kaskaskia | Career Center Renovations | \$109,050 | | | \$109,050 |
| 501 | Kaskaskia | Chemistry Lab Safety Rehabilitation | \$111,240 | | | \$111,240 |
| 501 | Kaskaskia | Drainage Improvements -Drive North of Gym | \$95,000 | | | \$95,000 |
| 501 | Kaskaskia | Fuel Tank Modif.and Drainage Improvements | \$71,600 | | | \$71,600 |
| 501 | Kaskaskia | HVAC Alterations Library | \$85,000 | | | \$85,000 |
| 501 | Kaskaskia | Hazardous Stair Treads/Rails | \$34,505 | | | \$34,505 |
| 501 | Kaskaskia | Learning Resource Center Renovations | | \$772,000 | | \$772,000 |
| 501 | Kaskaskia | Lighting Code Corrections | \$243,500 | | | \$243,500 |
| 501 | Kaskaskia | Moisture Protection ST Blding | \$81,893 | | | \$81,893 |
| 501 | Kaskaskia | North Entrance Lighting Improvements | \$40,730 | | | \$40,730 |
| 501 | Kaskaskia | Pedestrian Bridge Repair | \$28,000 | | | \$28,000 |
| 501 | Kaskaskia | Renovation Harry Crisp Ctr. | \$620,000 | | | \$620,000 |
| 501 | Kaskaskia | Replace Roof-Gym & Science | | \$51,797 | | \$51,797 |
| 501 | Kaskaskia | Roof Replacement-Variou Bldgs | \$140,000 | | | \$140,000 |
| 501 | Kaskaskia | Roofing Replacement | | \$170,228 | | \$170,228 |
| 501 | Kaskaskia | Safety Lighting/East Parking | \$91,500 | | | \$91,500 |
| 501 | Kaskaskia | Security/ADA Access Upgrades | \$289,000 | | | \$289,000 |
| 501 | Kaskaskia | Sidewalk and Ramp Replacement | \$48,788 | | | \$48,788 |
| 501 | Kaskaskia | West Parking Lot Lighting Upgrade (Safety) | \$104,200 | | | \$104,200 |
| | Sub Total | | \$4,194,316 | \$1,082,825 | \$0 | \$5,277,141 |
| 523 | Kishwaukee | ADA Walk & Egress Repairs | \$65,119 | | | \$65,119 |
| 523 | Kishwaukee | Accessibility Phase II | \$113,900 | | | \$113,900 |
| 523 | Kishwaukee | Building Integrity Upgrade | \$34,026 | | | \$34,026 |
| 523 | Kishwaukee | Campus Safety and ADA Upgrades | \$296,967 | | | \$296,967 |
| 523 | Kishwaukee | Construction Defects | | \$125,000 | | \$125,000 |
| 523 | Kishwaukee | Cooling Tower Repairs | \$170,130 | | | \$170,130 |
| 523 | Kishwaukee | Drainage Improvements | \$52,650 | | | \$52,650 |
| 523 | Kishwaukee | Emergency Pump Repair | \$40,000 | | | \$40,000 |
| 523 | Kishwaukee | Greenhouse Addition | \$31,500 | | | \$31,500 |
| 523 | Kishwaukee | Handicapped Accessibility | \$55,320 | | | \$55,320 |
| 523 | Kishwaukee | Hazardous Drive Repair | \$180,616 | | | \$180,616 |
| 523 | Kishwaukee | LRC HVAC System | \$133,780 | | | \$133,780 |
| 523 | Kishwaukee | Library Expansion | \$361,992 | \$1,452,000 | | \$1,813,992 |
| 523 | Kishwaukee | Parking Lot Lighting | \$2,584 | \$48,107 | | \$50,691 |
| 523 | Kishwaukee | Phase IV Addition and Const. | \$9,989,400 | | | \$9,989,400 |
| 523 | Kishwaukee | Physical Ed Facility Code Comp | \$148,879 | | | \$148,879 |
| 523 | Kishwaukee | Repair Bleachers | | \$13,200 | | \$13,200 |
| 523 | Kishwaukee | Repair Roof Boiler Room | | \$15,000 | | \$15,000 |
| 523 | Kishwaukee | Resurface Tennis Courts | | \$32,000 | | \$32,000 |
| 523 | Kishwaukee | Resurfacing of South Lot | | \$179,835 | | \$179,835 |
| 523 | Kishwaukee | Roof Replacement | \$382,005 | | | \$382,005 |
| 523 | Kishwaukee | Roof Replacement-NB | \$129,470 | | | \$129,470 |
| 523 | Kishwaukee | Structural Integrity & ADA | \$245,490 | | | \$245,490 |
| 523 | Kishwaukee | Water Penetration | \$279,197 | | | \$279,197 |

Illinois Community College Board
Table V-12
BUDGETED REVENUE FOR COMMUNITY COLLEGE CONSTRUCTION

| <u>DISTRICT</u> | <u>COLLEGE NAME</u> | <u>PROJECT NAME</u> | <u>LOCAL</u> | <u>STATE</u> | <u>FEDERAL</u> | <u>TOTAL PROJECT COST</u> |
|-----------------|---------------------|--|--------------|--------------|----------------|---------------------------|
| 523 | Kishwaukee | Wellhouse Code Corrections | \$47,425 | | | \$47,425 |
| | Sub Total | | \$12,760,450 | \$1,865,142 | \$0 | \$14,625,592 |
| 532 | Lake County | AC Epmt-Information Systems | \$74,800 | | | \$74,800 |
| 532 | Lake County | ADA Compliance | \$345,000 | | | \$345,000 |
| 532 | Lake County | ADA Improvements - SLEC | \$174,990 | | | \$174,990 |
| 532 | Lake County | ADA Renovations | \$273,500 | | | \$273,500 |
| 532 | Lake County | ADA Restroom Renovations | \$61,176 | | | \$61,176 |
| 532 | Lake County | ADA Toilet Room Accessibility | \$238,080 | | | \$238,080 |
| 532 | Lake County | Access Road & Parking | | \$212,422 | | \$212,422 |
| 532 | Lake County | Accessible Entrances | \$30,900 | | | \$30,900 |
| 532 | Lake County | Asbestos Survey | \$32,400 | | | \$32,400 |
| 532 | Lake County | Chemistry Lab Alterations | \$142,500 | | | \$142,500 |
| 532 | Lake County | Chiller Conversion | \$103,200 | | | \$103,200 |
| 532 | Lake County | Drainage Repairs | \$332,000 | | | \$332,000 |
| 532 | Lake County | Electrical Modifications | \$26,700 | | | \$26,700 |
| 532 | Lake County | Employment and Training Center | \$2,767,720 | | | \$2,767,720 |
| 532 | Lake County | Energy Efficient Lighting | \$25,500 | | | \$25,500 |
| 532 | Lake County | Fire Alarm & System Auto. | \$686,600 | | | \$686,600 |
| 532 | Lake County | Fire Alarm System Repairs | \$626,400 | | | \$626,400 |
| 532 | Lake County | Fume Hood Reinstallation | \$114,000 | | | \$114,000 |
| 532 | Lake County | Generator/UPS Electrical Upgrades | \$230,400 | | | \$230,400 |
| 532 | Lake County | Gym Lighting Retrofit | \$30,000 | | | \$30,000 |
| 532 | Lake County | Hazardous Pavement/Drainage | \$264,455 | | | \$264,455 |
| 532 | Lake County | Hazardous Waste Drainage Sys. | \$41,400 | | | \$41,400 |
| 532 | Lake County | Heating Control/Lakeshore | \$29,700 | | | \$29,700 |
| 532 | Lake County | Heating System Repair | \$86,000 | | | \$86,000 |
| 532 | Lake County | Horticulture Building Addition | \$545,757 | | | \$545,757 |
| 532 | Lake County | Horticulture Ctr.Roof/Absbesto | \$64,740 | | | \$64,740 |
| 532 | Lake County | Improve Access/Parking Lots | \$178,600 | \$79,300 | | \$257,900 |
| 532 | Lake County | Install Accessible Hardward | \$27,400 | | | \$27,400 |
| 532 | Lake County | Interior/Exterior Lighting PhI | \$300,000 | | | \$300,000 |
| 532 | Lake County | LRC Atrium Roof Replacement | \$33,540 | | | \$33,540 |
| 532 | Lake County | LRC Roof Replacement | \$450,560 | | | \$450,560 |
| 532 | Lake County | Lakeshore Campus Expansion | \$3,250,000 | | | \$3,250,000 |
| 532 | Lake County | Maintenance & Warehouse Blding | \$698,586 | | | \$698,586 |
| 532 | Lake County | Mechanical Unit Repairs | \$162,000 | | | \$162,000 |
| 532 | Lake County | Metal Siding Repair | \$32,400 | | | \$32,400 |
| 532 | Lake County | Multi-Purpose/Ventilation | \$321,000 | | | \$321,000 |
| 532 | Lake County | Multi-Use Instruc. Bldg. | | \$11,730,400 | | \$11,730,400 |
| 532 | Lake County | Parking Lot # 2 Improvements | | \$246,000 | | \$246,000 |
| 532 | Lake County | Parking Lot Renovation | \$20,080 | \$107,820 | | \$127,900 |
| 532 | Lake County | Performing Arts Center | \$9,725,000 | | | \$9,725,000 |
| 532 | Lake County | Perimeter Interior Walls | \$83,460 | | | \$83,460 |
| 532 | Lake County | Remodel Chemistry Lab | \$59,400 | | | \$59,400 |
| 532 | Lake County | Repair Exhaust Systems | \$82,000 | | | \$82,000 |
| 532 | Lake County | Repave Parking Lot #4 | \$2,828 | \$107,601 | | \$110,429 |
| 532 | Lake County | Repave Parking Lot 7 | | \$106,211 | | \$106,211 |
| 532 | Lake County | Replace Fuel Storage Tanks | \$27,540 | | | \$27,540 |
| 532 | Lake County | Replacement Wiring | \$130,700 | | | \$130,700 |
| 532 | Lake County | Reroof Lake Shore Campus | \$166,300 | | | \$166,300 |
| 532 | Lake County | Roadway Drainage Improvements | \$445,480 | | | \$445,480 |
| 532 | Lake County | Roadway Drainage Improvements - Ph III | \$72,000 | | | \$72,000 |
| 532 | Lake County | Roadway Drainage Improvements Ph. II | \$269,600 | | | \$269,600 |

Illinois Community College Board
Table V-12
BUDGETED REVENUE FOR COMMUNITY COLLEGE CONSTRUCTION

| COLLEGE | | | | | TOTAL | |
|----------|-------------|---|--------------|--------------|----------|--------------|
| DISTRICT | NAME | PROJECT NAME | LOCAL | STATE | FEDERAL | PROJECT COST |
| 532 | Lake County | Roof Repairs & Insulation | \$918,000 | | | \$918,000 |
| 532 | Lake County | Sidewalk Repairs | \$67,700 | | | \$67,700 |
| 532 | Lake County | South Campus Site Land | \$7,090,000 | | | \$7,090,000 |
| 532 | Lake County | Southlake Educ.Ctr. Alteration | \$74,000 | \$250,000 | | \$324,000 |
| 532 | Lake County | Telephone/Fire Alarm Upgrade | \$250,500 | | | \$250,500 |
| 532 | Lake County | Toilet Room Accessibility | \$130,000 | | | \$130,000 |
| 532 | Lake County | Voice Communication System | \$54,000 | | | \$54,000 |
| 532 | Lake County | Water Main Loop Connection | \$43,000 | | | \$43,000 |
| 532 | Lake County | Waterproof Underground Vault-North Side | \$127,440 | | | \$127,440 |
| | Sub Total | | \$32,641,032 | \$12,839,754 | \$0 | \$45,480,786 |
| 517 | Lake Land | ADA Accessible Study Areas | \$54,000 | | | \$54,000 |
| 517 | Lake Land | ADA Modifications | \$34,500 | | | \$34,500 |
| 517 | Lake Land | ADA Modifications-Locks-Walks | \$150,000 | | | \$150,000 |
| 517 | Lake Land | ADA Restroom | \$300,000 | | | \$300,000 |
| 517 | Lake Land | ADA Restrooms | \$50,000 | | | \$50,000 |
| 517 | Lake Land | ADA Signage | \$65,000 | | | \$65,000 |
| 517 | Lake Land | ADA/Restroom Modification | \$359,000 | | | \$359,000 |
| 517 | Lake Land | Absorption Chiller Replacement | \$288,000 | | | \$288,000 |
| 517 | Lake Land | Absorption Chiller Replacement | \$312,000 | | | \$312,000 |
| 517 | Lake Land | Accessible Restroom Renovation | \$330,000 | | | \$330,000 |
| 517 | Lake Land | Agricultural Tech Bldg | \$255,000 | | | \$255,000 |
| 517 | Lake Land | Asbestos Encapsulation | \$354,983 | | | \$354,983 |
| 517 | Lake Land | Asbestos Encapsulation - Field House | \$58,595 | | | \$58,595 |
| 517 | Lake Land | Asbestos Survey | \$58,500 | | | \$58,500 |
| 517 | Lake Land | Brick Safety Enclosure | \$66,000 | | | \$66,000 |
| 517 | Lake Land | Campus Roadway Renovatoin | | \$65,916 | | \$65,916 |
| 517 | Lake Land | Campus Security Access | \$84,000 | | | \$84,000 |
| 517 | Lake Land | Center for High Ed & Tech. | \$751,600 | \$1,348,400 | | \$2,100,000 |
| 517 | Lake Land | Classroom/Administration Blding | \$1,778,900 | \$5,336,800 | | \$7,115,700 |
| 517 | Lake Land | College Theater ADA Renovations | \$72,000 | | | \$72,000 |
| 517 | Lake Land | Cooling Tower Repairs | \$63,000 | | | \$63,000 |
| 517 | Lake Land | Drainage Modif.- N.Entrance & NE/NW Lots | \$210,000 | | | \$210,000 |
| 517 | Lake Land | Drainage Repairs | \$300,000 | | | \$300,000 |
| 517 | Lake Land | Electrical Code Corrections | \$289,600 | | | \$289,600 |
| 517 | Lake Land | Electrical Lighting Upgrade | \$60,000 | | | \$60,000 |
| 517 | Lake Land | Encapsulate Asbestos/Library | \$60,000 | | | \$60,000 |
| 517 | Lake Land | Energy Management Systems Replacement | \$180,000 | | | \$180,000 |
| 517 | Lake Land | Energy Mgmt Phase II | \$84,764 | | \$77,762 | \$162,526 |
| 517 | Lake Land | Energy Mgmt System Phase I | \$191,531 | | | \$191,531 |
| 517 | Lake Land | Exhaust/Ventilation System in Vo-Tech Blding | \$75,000 | | | \$75,000 |
| 517 | Lake Land | Exterior Door Modifications | \$120,000 | | | \$120,000 |
| 517 | Lake Land | Exterior Door Replacements | \$192,000 | | | \$192,000 |
| 517 | Lake Land | Exterior Masonry Restoration | \$150,000 | | | \$150,000 |
| 517 | Lake Land | Exterior Moisture Protection | \$78,000 | | | \$78,000 |
| 517 | Lake Land | Exterior Security Lighting | \$65,000 | | | \$65,000 |
| 517 | Lake Land | Gas Line Replacement | \$78,000 | | | \$78,000 |
| 517 | Lake Land | Gas Line Replacement and Termite Control | \$170,000 | | | \$170,000 |
| 517 | Lake Land | HVAC Alterations Field House | \$36,000 | | | \$36,000 |
| 517 | Lake Land | Hazardous Bleacher Repair | \$72,000 | | | \$72,000 |
| 517 | Lake Land | Hazardous Sidewalk Replacement | \$40,000 | | | \$40,000 |
| 517 | Lake Land | LRC Indoor Air Quality Improvements | \$60,000 | | | \$60,000 |
| 517 | Lake Land | Lighting Renovations-Stud. Adm.,LRC,FH,VoTech | \$85,000 | | | \$85,000 |
| 517 | Lake Land | Lighting Upgrades - Bldings(NE,NW,SW) | \$180,000 | | | \$180,000 |

Illinois Community College Board
Table V-12
BUDGETED REVENUE FOR COMMUNITY COLLEGE CONSTRUCTION

| <u>DISTRICT</u> | <u>COLLEGE NAME</u> | <u>PROJECT NAME</u> | <u>LOCAL</u> | <u>STATE</u> | <u>FEDERAL</u> | <u>TOTAL PROJECT COST</u> |
|-----------------|---------------------|---|--------------|--------------|----------------|---------------------------|
| 517 | Lake Land | Natural Gas Line Replacement | \$52,250 | | | \$52,250 |
| 517 | Lake Land | Natural Gas Piping Replacement | \$68,860 | | | \$68,860 |
| 517 | Lake Land | Pave South Parking Lot | \$6,384 | \$98,116 | | \$104,500 |
| 517 | Lake Land | Renovate Board Room | | \$27,224 | | \$27,224 |
| 517 | Lake Land | Renovate Classrooms | | \$44,651 | | \$44,651 |
| 517 | Lake Land | Replace Deteriorated Sidewalks | \$30,000 | | | \$30,000 |
| 517 | Lake Land | Replace Heat Piping | \$180,000 | | | \$180,000 |
| 517 | Lake Land | Reroof Covered Walkways | \$180,000 | | | \$180,000 |
| 517 | Lake Land | Reroof Fieldhouse | \$300,000 | | | \$300,000 |
| 517 | Lake Land | Resurface Parking Lot | \$55,400 | \$36,600 | | \$92,000 |
| 517 | Lake Land | Roof Replacement/Leaming Resource Center | \$175,000 | | | \$175,000 |
| 517 | Lake Land | Roof Replacements-Admin & Student Svcs Blding | \$275,000 | | | \$275,000 |
| 517 | Lake Land | Roofing-Northwest Class. Bldg. | \$300,000 | | | \$300,000 |
| 517 | Lake Land | Security Access Road Lighting | \$90,000 | | | \$90,000 |
| 517 | Lake Land | Security Lighting Upgrade | \$216,000 | | | \$216,000 |
| 517 | Lake Land | Sidewalk Replacement | \$30,000 | | | \$30,000 |
| 517 | Lake Land | Sidewalk Replacements | \$30,000 | | | \$30,000 |
| 517 | Lake Land | Sidewalk Replacements | \$40,000 | | | \$40,000 |
| 517 | Lake Land | Stage Backdrop Replacement | \$60,000 | | | \$60,000 |
| 517 | Lake Land | Termite Treatment - NE Classroom Building | \$100,000 | | | \$100,000 |
| 517 | Lake Land | Theater Renovations | \$140,300 | \$175,700 | | \$316,000 |
| 517 | Lake Land | Tile Replacement/Drainage Ctrl | \$300,000 | | | \$300,000 |
| 517 | Lake Land | Tuckpoint Classroom Buildings | \$36,000 | | | \$36,000 |
| 517 | Lake Land | Voc-Tech Building Roof Replacement | \$182,000 | | | \$182,000 |
| 517 | Lake Land | Water Line to Farm Building | \$45,000 | | | \$45,000 |
| 517 | Lake Land | Water Reservoir Renovations | \$135,000 | | | \$135,000 |
| | Sub Total | | \$11,289,167 | \$7,133,407 | \$77,762 | \$18,500,336 |
| 536 | Lewis & Clark | ADA Work/Energy Conservation | | \$142,520 | | \$142,520 |
| 536 | Lewis & Clark | Additional Site Lighting | | \$33,275 | | \$33,275 |
| 536 | Lewis & Clark | Allied Health Lab-Science Bld | \$5,611,000 | \$6,000,000 | | \$11,611,000 |
| 536 | Lewis & Clark | Classroom/Multi-Purp. Bldg. | \$812,000 | \$2,436,000 | | \$3,248,000 |
| 536 | Lewis & Clark | Gilman Hall & Music Bldg. | \$1,685,700 | \$881,300 | | \$2,567,000 |
| 536 | Lewis & Clark | Handicapped Accessibility | \$222,100 | \$1,300,000 | | \$1,522,100 |
| 536 | Lewis & Clark | Hatheway Hall | \$283,000 | \$850,000 | | \$1,133,000 |
| 536 | Lewis & Clark | Install Fire Alarm | | \$10,000 | | \$10,000 |
| 536 | Lewis & Clark | Main Complex Renov. Phase II | \$1,000,000 | | | \$1,000,000 |
| 536 | Lewis & Clark | Main Complex Renovation | \$1,000,000 | | | \$1,000,000 |
| 536 | Lewis & Clark | Main Complex Renovation | \$1,000,000 | \$3,000,000 | | \$4,000,000 |
| 536 | Lewis & Clark | Modify Electrical Main Comp. | | \$72,831 | | \$72,831 |
| 536 | Lewis & Clark | Modify Ventilation System | | \$32,515 | | \$32,515 |
| 536 | Lewis & Clark | New Parking Lots | \$267,000 | | | \$267,000 |
| 536 | Lewis & Clark | Relocate Chapel | \$2,194,500 | | | \$2,194,500 |
| 536 | Lewis & Clark | Remodel Trimpe Building | \$800,000 | \$2,400,000 | | \$3,200,000 |
| 536 | Lewis & Clark | Renovation Main Complex-Ph. II | \$931,800 | | | \$931,800 |
| 536 | Lewis & Clark | Renovation for Reception Area | \$150,000 | | | \$150,000 |
| 536 | Lewis & Clark | Repairs Hathaway/Haskell Hall | | \$85,420 | | \$85,420 |
| 536 | Lewis & Clark | Roadway Repairs | | \$6,528 | | \$6,528 |
| 536 | Lewis & Clark | Stage Remodeling | \$199,800 | | | \$199,800 |
| 536 | Lewis & Clark | Two Bldgs.-Arts/Cer-Maintenanc | \$350,000 | | | \$350,000 |
| | Sub Total | | \$16,506,900 | \$17,250,389 | \$0 | \$33,757,289 |
| 526 | Lincoln Land | ADA Fire Alarm Upgrades | \$76,956 | | | \$76,956 |

Illinois Community College Board
Table V-12
BUDGETED REVENUE FOR COMMUNITY COLLEGE CONSTRUCTION

| <u>DISTRICT</u> | <u>COLLEGE NAME</u> | <u>PROJECT NAME</u> | <u>LOCAL</u> | <u>STATE</u> | <u>FEDERAL</u> | <u>TOTAL PROJECT COST</u> |
|-----------------|---------------------|--|--------------|--------------|----------------|---------------------------|
| 526 | Lincoln Land | ADA Project Work | \$500,000 | | | \$500,000 |
| 526 | Lincoln Land | ADA/Elevator Update | \$21,400 | | | \$21,400 |
| 526 | Lincoln Land | Bleacher Repairs | \$74,719 | | | \$74,719 |
| 526 | Lincoln Land | Boiler Replacements | \$806,600 | | | \$806,600 |
| 526 | Lincoln Land | Cass Gymnasium Remodeling | | \$300,000 | | \$300,000 |
| 526 | Lincoln Land | Child Care Center | \$696,000 | | | \$696,000 |
| 526 | Lincoln Land | Chiller Replacements | \$850,000 | | | \$850,000 |
| 526 | Lincoln Land | Classroom Enhancement-Menard | | \$159,018 | | \$159,018 |
| 526 | Lincoln Land | Condensate Pan Replacements | \$150,000 | | | \$150,000 |
| 526 | Lincoln Land | HVAC Coil Repairs | | \$30,000 | | \$30,000 |
| 526 | Lincoln Land | HVAC Repairs - Logan Hall | | \$65,000 | | \$65,000 |
| 526 | Lincoln Land | Litchfield Arts and Technology Center | | \$1,200,000 | | \$1,200,000 |
| 526 | Lincoln Land | Menard Hall Modernization | | \$154,883 | | \$154,883 |
| 526 | Lincoln Land | Parking Lot Overlay Phase III | \$2,906 | \$63,889 | | \$66,795 |
| 526 | Lincoln Land | Resurface Parking Lots | \$90,866 | | | \$90,866 |
| 526 | Lincoln Land | Roof Replacement | \$1,125,000 | | | \$1,125,000 |
| 526 | Lincoln Land | S.Regional Education Center | \$1,518,109 | | | \$1,518,109 |
| 526 | Lincoln Land | Sangamon Hall-Library Asbestos Abatement | \$192,500 | | | \$192,500 |
| 526 | Lincoln Land | Seal, Caulk & Paint Windows | \$11,449 | \$64,611 | | \$76,060 |
| 526 | Lincoln Land | Space Update Remodeling-Menard | \$0 | \$339,727 | | \$339,727 |
| 526 | Lincoln Land | Utility Line Capacity | | \$57,600 | | \$57,600 |
| 526 | Lincoln Land | W.Regional Education Center | \$250,000 | | | \$250,000 |
| | Sub Total | | \$6,366,505 | \$2,434,728 | \$0 | \$8,801,233 |
| 530 | Logan | 1997 Health/Life Safety Impr. | \$60,200 | | | \$60,200 |
| 530 | Logan | 1999 Life/Health/Safety Work | \$420,000 | | | \$420,000 |
| 530 | Logan | 2000 Life/Health/Safety Work | \$238,000 | | | \$238,000 |
| 530 | Logan | ADA/Environmental Improve. | \$121,640 | | | \$121,640 |
| 530 | Logan | Accessibility Improvements | \$107,000 | | | \$107,000 |
| 530 | Logan | Asbestos REmoval | \$2,556 | | | \$2,556 |
| 530 | Logan | Auto.Lab Lighting Upgrade & Sidewalk Rehab | \$350,000 | | | \$350,000 |
| 530 | Logan | Bleacher Seating Replacement | \$196,000 | | | \$196,000 |
| 530 | Logan | Chiller Replacements | \$340,870 | | | \$340,870 |
| 530 | Logan | Chiller Replacements-Boiler Rm | \$285,000 | | | \$285,000 |
| 530 | Logan | Classroom Addition | \$2,178,833 | \$6,297,300 | | \$8,476,133 |
| 530 | Logan | Construct Dugouts | \$23,563 | | | \$23,563 |
| 530 | Logan | Construct Softball Field | \$18,880 | | | \$18,880 |
| 530 | Logan | DuQuoin Site Acquisition | \$395,000 | | | \$395,000 |
| 530 | Logan | Elec. Code Compliance | \$40,000 | | | \$40,000 |
| 530 | Logan | Electrical & Plumbing Revision | \$150,000 | | | \$150,000 |
| 530 | Logan | Energy Conservation Measures | \$225,000 | | | \$225,000 |
| 530 | Logan | Exter. Wall Repairs-Phase IV | | \$49,529 | | \$49,529 |
| 530 | Logan | Exterior Repairs | | \$50,088 | | \$50,088 |
| 530 | Logan | Exterior Repairs | | \$50,587 | | \$50,587 |
| 530 | Logan | HVAC Code Compliance | \$145,000 | | | \$145,000 |
| 530 | Logan | Locker Room Addition | \$234,000 | | | \$234,000 |
| 530 | Logan | Microbiology Lab | \$105,880 | | | \$105,880 |
| 530 | Logan | Mining Tech. Bldg. Addition | \$163,646 | | | \$163,646 |
| 530 | Logan | New Office Building | \$418,100 | | | \$418,100 |
| 530 | Logan | New Parking Lot | \$487,000 | | | \$487,000 |
| 530 | Logan | Office/Classroom Addition | \$475,700 | | | \$475,700 |
| 530 | Logan | Remodeling Project | \$193,800 | \$341,600 | | \$535,400 |
| 530 | Logan | Replace Roof/Phase I Bldgs. | \$683,000 | | | \$683,000 |
| 530 | Logan | Roof Replacement | | \$159,600 | | \$159,600 |

Illinois Community College Board
Table V-12
BUDGETED REVENUE FOR COMMUNITY COLLEGE CONSTRUCTION

| <u>DISTRICT</u> | <u>COLLEGE NAME</u> | <u>PROJECT NAME</u> | <u>LOCAL</u> | <u>STATE</u> | <u>FEDERAL</u> | <u>TOTAL PROJECT COST</u> |
|-----------------|---------------------|---------------------------------------|--------------|--------------|----------------|---------------------------|
| | | Sub Total | \$8,058,668 | \$6,948,704 | \$0 | \$15,007,372 |
| 528 | McHenry | Carpet Replacement | \$6,485 | \$36,015 | | \$42,500 |
| 528 | McHenry | Fire Science Training Facility | \$253,800 | | | \$253,800 |
| 528 | McHenry | HVAC Repairs & Replacement | \$1,208,400 | | | \$1,208,400 |
| 528 | McHenry | Library/Classroom Addition | \$152,000 | \$1,324,000 | | \$1,476,000 |
| 528 | McHenry | Multi Purp Blding HVAC/Control System | | \$121,020 | | \$121,020 |
| 528 | McHenry | New Classroom Bldg. | \$11,660,000 | | | \$11,660,000 |
| 528 | McHenry | Replace 4 Boiler Units | | \$72,000 | | \$72,000 |
| 528 | McHenry | Replace Fascia and Boiler | | \$173,850 | | \$173,850 |
| 528 | McHenry | Resurfacing Parking Lot | \$9,387 | \$35,613 | | \$45,000 |
| 528 | McHenry | Roof Replacement | \$696,056 | | | \$696,056 |
| 528 | McHenry | Site Acquisition | \$615,848 | | | \$615,848 |
| 528 | McHenry | Technology Bldg. Phase V | \$7,150,000 | | | \$7,150,000 |
| | | Sub Total | \$21,751,976 | \$1,762,498 | \$0 | \$23,514,474 |
| 524 | Moraine Valley | ADA Elevator | \$38,500 | | | \$38,500 |
| 524 | Moraine Valley | ADA Restrooms | \$301,000 | | | \$301,000 |
| 524 | Moraine Valley | ADA Signage | \$102,960 | | | \$102,960 |
| 524 | Moraine Valley | ADA Women's Locker Room | \$119,000 | | | \$119,000 |
| 524 | Moraine Valley | Absorption Chiller Replacement | \$650,000 | | | \$650,000 |
| 524 | Moraine Valley | CCT Roof Replacement | \$958,000 | | | \$958,000 |
| 524 | Moraine Valley | Campus Security Phase II | \$453,093 | | | \$453,093 |
| 524 | Moraine Valley | Campus Site Lighting | \$1,383,790 | | | \$1,383,790 |
| 524 | Moraine Valley | College Center Reroofing | \$155,000 | | | \$155,000 |
| 524 | Moraine Valley | Computer Center Ventilation | \$150,000 | | | \$150,000 |
| 524 | Moraine Valley | Correct Drainage Phase II | \$834,000 | | | \$834,000 |
| 524 | Moraine Valley | Energy Conservation Window | \$833,000 | | | \$833,000 |
| 524 | Moraine Valley | Expansion Joint Repair-Bldg L | \$134,000 | | | \$134,000 |
| 524 | Moraine Valley | Fine Applied Arts Phase II | \$16,174,100 | | | \$16,174,100 |
| 524 | Moraine Valley | Fire Alarm Replacement | \$391,700 | | | \$391,700 |
| 524 | Moraine Valley | Fueling System Work | \$50,000 | | | \$50,000 |
| 524 | Moraine Valley | Gymnasium Floor Replacement | \$246,648 | | | \$246,648 |
| 524 | Moraine Valley | HVAC System Renovation | \$4,249,200 | | | \$4,249,200 |
| 524 | Moraine Valley | Handicapped Ramp & Elevator | \$347,700 | | | \$347,700 |
| 524 | Moraine Valley | High Technology Center | \$6,983,700 | \$6,983,700 | | \$13,967,400 |
| 524 | Moraine Valley | Install Security Camera System | \$357,000 | | | \$357,000 |
| 524 | Moraine Valley | Locker Room (Revised)&T-647 | \$485,800 | | | \$485,800 |
| 524 | Moraine Valley | Reglazing Work | \$535,000 | | | \$535,000 |
| 524 | Moraine Valley | Remodel Bldgs A,b,l | | \$2,227,500 | | \$2,227,500 |
| 524 | Moraine Valley | Remodel Faculty/Staff Offices | | \$127,112 | | \$127,112 |
| 524 | Moraine Valley | Replace Roofs | \$695,000 | | | \$695,000 |
| 524 | Moraine Valley | Resurface Outdoor Courts | \$71,100 | | | \$71,100 |
| 524 | Moraine Valley | Retention Pond Stabilization | \$167,512 | | | \$167,512 |
| 524 | Moraine Valley | Roof Replacement/A,B,Cent Plt | \$555,000 | | | \$555,000 |
| 524 | Moraine Valley | Skylight Replacement | | \$113,100 | | \$113,100 |
| 524 | Moraine Valley | South Entry Rehabilitation | \$52,100 | | | \$52,100 |
| 524 | Moraine Valley | Storm Water Drainage Work | \$1,121,000 | | | \$1,121,000 |
| 524 | Moraine Valley | Tennis Court Lighting Upgrade | \$102,080 | | | \$102,080 |
| 524 | Moraine Valley | Walk Replacement | \$207,900 | \$113,100 | | \$321,000 |
| | | Sub Total | \$38,904,883 | \$9,564,512 | \$0 | \$48,469,395 |

Illinois Community College Board
Table V-12
BUDGETED REVENUE FOR COMMUNITY COLLEGE CONSTRUCTION

| <u>DISTRICT</u> | <u>COLLEGE NAME</u> | <u>PROJECT NAME</u> | <u>LOCAL</u> | <u>STATE</u> | <u>FEDERAL</u> | <u>TOTAL PROJECT COST</u> |
|-----------------|---------------------|---|--------------|--------------|----------------|---------------------------|
| 527 | Morton | Asbestos Abatement 1989 | \$1,379,700 | | | \$1,379,700 |
| 527 | Morton | Bldg. B - Classroom Addition | | \$272,000 | | \$272,000 |
| 527 | Morton | Exterior Sign Restoration | | \$68,000 | | \$68,000 |
| 527 | Morton | Fire Alarm System | \$152,660 | | | \$152,660 |
| 527 | Morton | Gym Floor Restoration | \$6,644 | \$27,456 | | \$34,100 |
| 527 | Morton | HVAC System Replacement | \$1,905,384 | | | \$1,905,384 |
| 527 | Morton | LRC - Circ. Desk Renovations | | \$45,310 | | \$45,310 |
| 527 | Morton | Land Acquisition | \$600,000 | | | \$600,000 |
| 527 | Morton | Main Entrance/Drive Rehab | | \$59,516 | | \$59,516 |
| 527 | Morton | Parking Lot Renovation | | \$48,267 | | \$48,267 |
| 527 | Morton | Renovate/Repair PE Bldg. | \$24,290 | \$50,570 | | \$74,860 |
| 527 | Morton | Seating Restoration | | \$35,600 | | \$35,600 |
| | Sub Total | | \$4,068,678 | \$606,719 | \$0 | \$4,675,397 |
| 535 | Oakton | ADA Compliance | \$306,050 | | | \$306,050 |
| 535 | Oakton | ADA Restroom Renovations | | \$184,904 | | \$184,904 |
| 535 | Oakton | Asbestos Removal/Demolition | \$750,000 | | | \$750,000 |
| 535 | Oakton | Baseball Facility | \$600,000 | | | \$600,000 |
| 535 | Oakton | Career/Student Svcs Remodeling | \$125,000 | | | \$125,000 |
| 535 | Oakton | Construct R. Harstein Campus | \$18,006,000 | | | \$18,006,000 |
| 535 | Oakton | Des Plaines Campus Expansion | \$11,292,900 | | | \$11,292,900 |
| 535 | Oakton | Drainage Repairs | \$35,000 | | | \$35,000 |
| 535 | Oakton | Enhanced 9-1-1 System | \$66,175 | | | \$66,175 |
| 535 | Oakton | Fire Alarm System Upgrade | \$211,600 | | | \$211,600 |
| 535 | Oakton | Fire Protection System | \$29,924 | | | \$29,924 |
| 535 | Oakton | Health Services Upgrade | \$79,775 | | | \$79,775 |
| 535 | Oakton | Joint Facility NWMC & OCC | \$878,000 | | | \$878,000 |
| 535 | Oakton | Library/ISS/ALL Renovations | \$2,750,540 | | | \$2,750,540 |
| 535 | Oakton | Maintenance Bldg. Addition | \$47,750 | | | \$47,750 |
| 535 | Oakton | Parking Lot and Roadway Repair | \$44,062 | \$208,438 | | \$252,500 |
| 535 | Oakton | Pavement Renovations | \$44,000 | \$171,500 | | \$215,500 |
| 535 | Oakton | Phase 4 Roof Replacement | \$88,000 | \$360,000 | | \$448,000 |
| 535 | Oakton | Removal Underground Stor. Tnk | \$200,000 | | | \$200,000 |
| 535 | Oakton | Site Acquisition/Niles East | \$5,000,000 | | | \$5,000,000 |
| 535 | Oakton | Stairwell Security Cameras | \$39,227 | | | \$39,227 |
| 535 | Oakton | Telephone Caller ID System | \$49,900 | | | \$49,900 |
| | Sub Total | | \$40,643,903 | \$924,842 | \$0 | \$41,568,745 |
| 505 | Parkland | ADA Door Improvements(Int&Ext) | \$300,000 | | | \$300,000 |
| 505 | Parkland | ADA Elevator & Restroom Renov. | \$310,000 | | | \$310,000 |
| 505 | Parkland | ADA L-Wing Entrance Renovation | \$170,000 | | | \$170,000 |
| 505 | Parkland | Accessible Walks/Entry Rehab | \$111,000 | | | \$111,000 |
| 505 | Parkland | Agricultural Technology-Equine Facility | \$970,859 | \$350,000 | | \$1,320,859 |
| 505 | Parkland | Child Care Center | | \$1,496,300 | | \$1,496,300 |
| 505 | Parkland | Classroom Addition-Child Care | \$405,000 | | | \$405,000 |
| 505 | Parkland | Classroom Lighting Ph III | \$400,000 | | | \$400,000 |
| 505 | Parkland | Classroom Lighting Retrofit II | \$100,000 | | | \$100,000 |
| 505 | Parkland | Condenser Replacement Phase IV | \$1,100,000 | | | \$1,100,000 |
| 505 | Parkland | Condenser Replacement Phase V | \$1,200,000 | | | \$1,200,000 |
| 505 | Parkland | Condenser Replacement-Phase II | \$965,000 | | | \$965,000 |
| 505 | Parkland | Door & Hardware Replacement Ph.II | \$150,000 | | | \$150,000 |
| 505 | Parkland | Drainage Improvements | | \$99,047 | | \$99,047 |
| 505 | Parkland | Drainage/Hazardous Entry II | \$200,000 | | | \$200,000 |

Illinois Community College Board
Table V-12
BUDGETED REVENUE FOR COMMUNITY COLLEGE CONSTRUCTION

| <u>DISTRICT</u> | <u>COLLEGE NAME</u> | <u>PROJECT NAME</u> | <u>LOCAL</u> | <u>STATE</u> | <u>FEDERAL</u> | <u>TOTAL PROJECT COST</u> |
|-----------------|---------------------|--|--------------|--------------|----------------|---------------------------|
| 505 | Parkland | Educational Video Center | \$300,000 | | | \$300,000 |
| 505 | Parkland | HVAC Replacement Phase III | \$905,000 | | | \$905,000 |
| 505 | Parkland | HVAC-Condenser Replacement | \$725,000 | | | \$725,000 |
| 505 | Parkland | Hazardous Lighting Replace. | \$555,000 | | | \$555,000 |
| 505 | Parkland | Interior Lighting-Phase V | \$100,000 | | | \$100,000 |
| 505 | Parkland | Lighting Code Corrections | \$200,000 | | | \$200,000 |
| 505 | Parkland | Lighting Code Corrections | \$300,000 | | | \$300,000 |
| 505 | Parkland | Lighting Improvements | | \$99,047 | | \$99,047 |
| 505 | Parkland | Lighting Retrofit-Phase I | \$100,000 | | | \$100,000 |
| 505 | Parkland | Main Entrance Modifications-Bradley Street | \$520,000 | | | \$520,000 |
| 505 | Parkland | Natural Gas Line Replacement | \$240,000 | | | \$240,000 |
| 505 | Parkland | Parking & Paving Renovations | | \$166,070 | | \$166,070 |
| 505 | Parkland | Parking Lot Renovations | | \$215,600 | | \$215,600 |
| 505 | Parkland | Renovate Vet Tech Facility | | \$97,941 | | \$97,941 |
| 505 | Parkland | Repair Masonry Walls,Gd Rails | | \$97,941 | | \$97,941 |
| 505 | Parkland | Roof Replacement | \$400,000 | | | \$400,000 |
| 505 | Parkland | Safety Lighting Upgrade | \$555,000 | | | \$555,000 |
| 505 | Parkland | West Entrance Road | \$250,000 | | | \$250,000 |
| | Sub Total | | \$11,531,859 | \$2,621,946 | \$0 | \$14,153,805 |
| 515 | Prairie State | Accessible Parking Area | \$27,000 | | | \$27,000 |
| 515 | Prairie State | Accessible Restrooms | \$81,600 | | | \$81,600 |
| 515 | Prairie State | Admissions&Records Renovation | \$136,457 | \$170,143 | | \$306,600 |
| 515 | Prairie State | Atrium Safety Alterations | \$98,400 | | | \$98,400 |
| 515 | Prairie State | Building Masonry Restoration | \$82,350 | \$67,464 | | \$149,814 |
| 515 | Prairie State | Construct Parking Lot | \$945,000 | | | \$945,000 |
| 515 | Prairie State | Drainage Corrections Bldg. | \$151,200 | | | \$151,200 |
| 515 | Prairie State | Emergency Electrical Gener. | \$425,100 | | | \$425,100 |
| 515 | Prairie State | Emergency Gas Line Repair | \$31,000 | | | \$31,000 |
| 515 | Prairie State | Exterior Security Lighting | \$222,335 | | | \$222,335 |
| 515 | Prairie State | HVAC Rehab Building | \$231,300 | | | \$231,300 |
| 515 | Prairie State | HVAC/Electrical Rehabilitation | \$138,000 | | | \$138,000 |
| 515 | Prairie State | Handicapped Elevator | \$108,000 | | | \$108,000 |
| 515 | Prairie State | Improve Entrance Accessibility | \$409,200 | | | \$409,200 |
| 515 | Prairie State | LRC Addition/Remodeling | \$1,466,600 | \$6,397,400 | | \$7,864,000 |
| 515 | Prairie State | LRC Code Corrections | \$112,700 | | | \$112,700 |
| 515 | Prairie State | Land Acquisition (4.77 acres) | \$114,614 | | | \$114,614 |
| 515 | Prairie State | Masonry Repairs Phase II | \$95,000 | | | \$95,000 |
| 515 | Prairie State | Mechanical Systems Replacement | \$4,121,110 | | | \$4,121,110 |
| 515 | Prairie State | Natural Gas Pipe Replacement | \$78,100 | | | \$78,100 |
| 515 | Prairie State | Renovate Fitness Center | \$208,000 | | | \$208,000 |
| 515 | Prairie State | Renovate Multi-purpose Room | | \$191,737 | | \$191,737 |
| 515 | Prairie State | Replace Roofs | \$882,000 | | | \$882,000 |
| 515 | Prairie State | Sidewalk Replacement | \$102,842 | | | \$102,842 |
| 515 | Prairie State | Theater Alterations | \$92,043 | | | \$92,043 |
| | Sub Total | | \$10,359,951 | \$6,826,744 | \$0 | \$17,186,695 |
| 521 | Rend Lake | ADA Elevator Repairs | \$38,720 | | | \$38,720 |
| 521 | Rend Lake | ADA Renovations | \$90,660 | | | \$90,660 |
| 521 | Rend Lake | Accessibility Alterations | \$91,138 | | | \$91,138 |
| 521 | Rend Lake | Addition Vo Tech Bldg. I | \$250,000 | | | \$250,000 |
| 521 | Rend Lake | Addition to Vo Tech Bldg | \$950,000 | | | \$950,000 |
| 521 | Rend Lake | Addition/Vo Tech Bldg. II | \$150,000 | | | \$150,000 |

Illinois Community College Board

Table V-12

BUDGETED REVENUE FOR COMMUNITY COLLEGE CONSTRUCTION

| <u>DISTRICT</u> | <u>COLLEGE NAME</u> | <u>PROJECT NAME</u> | <u>LOCAL</u> | <u>STATE</u> | <u>FEDERAL</u> | <u>TOTAL PROJECT COST</u> |
|-----------------|---------------------|-------------------------------------|--------------|--------------|----------------|---------------------------|
| 521 | Rend Lake | Aquatics/Rehab Center | \$600,000 | \$1,800,000 | | \$2,400,000 |
| 521 | Rend Lake | Bleacher Repairs | \$104,135 | | | \$104,135 |
| 521 | Rend Lake | Boiler Plant Improvements | \$196,650 | | | \$196,650 |
| 521 | Rend Lake | Boiler Room Controls | \$37,755 | | | \$37,755 |
| 521 | Rend Lake | Chilled Water Loop System | \$487,600 | | | \$487,600 |
| 521 | Rend Lake | Code Compliance-Theater | \$125,241 | | | \$125,241 |
| 521 | Rend Lake | Code Corrections IT Bldg. | \$207,870 | | | \$207,870 |
| 521 | Rend Lake | Computer Class Remodeling | \$33,600 | | | \$33,600 |
| 521 | Rend Lake | Cooling Tower Replacement | \$133,403 | | | \$133,403 |
| 521 | Rend Lake | Drainage Alteration & Repair | \$349,912 | | | \$349,912 |
| 521 | Rend Lake | Drainage Improvements-Parking | \$426,000 | | | \$426,000 |
| 521 | Rend Lake | Emergency Generator Equipment | \$76,684 | | | \$76,684 |
| 521 | Rend Lake | Emergency Generator Replace. | \$164,800 | | | \$164,800 |
| 521 | Rend Lake | Energy Conservation Measures | \$242,000 | | | \$242,000 |
| 521 | Rend Lake | Fire Alarm Repairs | \$65,450 | | | \$65,450 |
| 521 | Rend Lake | Fire Safety Alterations | \$87,613 | | | \$87,613 |
| 521 | Rend Lake | Generator Improvements Ph.II | \$288,400 | | | \$288,400 |
| 521 | Rend Lake | Generator Modifications Ph.I | \$250,000 | | | \$250,000 |
| 521 | Rend Lake | HVAC/Air Handling Upgrades | \$589,700 | | | \$589,700 |
| 521 | Rend Lake | Hazardous Sidewalk Replacement | \$33,880 | | | \$33,880 |
| 521 | Rend Lake | Hazardous Sidewalk Replacement | \$59,312 | | | \$59,312 |
| 521 | Rend Lake | Interior Lighting Upgrade | \$70,500 | | | \$70,500 |
| 521 | Rend Lake | LRC Elevator Renovation | \$31,765 | | | \$31,765 |
| 521 | Rend Lake | Lighting Upgrade/Engy. Cons. | \$39,323 | | | \$39,323 |
| 521 | Rend Lake | Maintenance Lot Drainage Imprv | \$76,953 | | | \$76,953 |
| 521 | Rend Lake | Natural Gas Line Replacement | \$76,910 | | | \$76,910 |
| 521 | Rend Lake | North Chiller Replacement | \$227,500 | | | \$227,500 |
| 521 | Rend Lake | Paint Booth Ventilation | \$36,862 | | | \$36,862 |
| 521 | Rend Lake | Plumbing System Renovations Phase I | \$450,000 | | | \$450,000 |
| 521 | Rend Lake | Plumbing System Repairs | \$438,745 | | | \$438,745 |
| 521 | Rend Lake | RLC Children's Center | \$400,000 | | | \$400,000 |
| 521 | Rend Lake | Remodel Mining Building | \$50,000 | | | \$50,000 |
| 521 | Rend Lake | Remodeling for Intake Center | \$1,299,220 | | | \$1,299,220 |
| 521 | Rend Lake | Renovate Lecture Rooms | \$11,719 | \$83,091 | | \$94,810 |
| 521 | Rend Lake | Replace Interior Finishes | | \$50,395 | | \$50,395 |
| 521 | Rend Lake | Roadway Improvements | | \$104,441 | | \$104,441 |
| 521 | Rend Lake | Roof Repair | \$127,462 | | | \$127,462 |
| 521 | Rend Lake | Roof Replacement | \$125,000 | \$375,000 | | \$500,000 |
| 521 | Rend Lake | Roof Replacements/New Maint. | \$79,129 | | | \$79,129 |
| 521 | Rend Lake | Science Bldg Roof Repair | \$20,633 | \$51,521 | | \$72,154 |
| 521 | Rend Lake | Sewer Connection | \$96,690 | | | \$96,690 |
| 521 | Rend Lake | Sidewalk Lighting Improvements | \$359,523 | | | \$359,523 |
| 521 | Rend Lake | Sidewalk and Masonry Improve. | \$86,600 | | | \$86,600 |
| 521 | Rend Lake | Soil Remediation | \$58,157 | | | \$58,157 |
| 521 | Rend Lake | Stage Curtain Replacement | \$34,485 | | | \$34,485 |
| 521 | Rend Lake | Structural Repairs | \$95,165 | | | \$95,165 |
| 521 | Rend Lake | Student Ctr Roof Replacement | \$52,100 | | | \$52,100 |
| 521 | Rend Lake | Underground Storage Tank Alt. | \$26,445 | | | \$26,445 |
| 521 | Rend Lake | Ventilation Alterations | \$163,429 | | | \$163,429 |
| 521 | Rend Lake | Vocational Roof Repair | \$77,000 | | | \$77,000 |
| 521 | Rend Lake | Water System Upgrade-Stu Ctr. | \$34,450 | | | \$34,450 |
| | Sub Total | | \$10,776,288 | \$2,464,448 | \$0 | \$13,240,736 |
| 537 | Richland | ADA Compliance | \$30,324 | | | \$30,324 |

Illinois Community College Board
Table V-12
BUDGETED REVENUE FOR COMMUNITY COLLEGE CONSTRUCTION

| <u>DISTRICT</u> | <u>COLLEGE NAME</u> | <u>PROJECT NAME</u> | <u>LOCAL</u> | <u>STATE</u> | <u>FEDERAL</u> | <u>TOTAL PROJECT COST</u> |
|-----------------|---------------------|---|--------------|--------------|----------------|---------------------------|
| 537 | Richland | Art Gallery Renovations | | \$140,000 | | \$140,000 |
| 537 | Richland | Child Care Code Corrections | \$90,000 | | | \$90,000 |
| 537 | Richland | Construct Greenhouse | \$100,000 | | | \$100,000 |
| 537 | Richland | Energy System Mgmt.Replacement | \$235,800 | | | \$235,800 |
| 537 | Richland | Exterior Canopies Air Infil. | | \$171,100 | | \$171,100 |
| 537 | Richland | Exterior Door Replacements | \$102,240 | | | \$102,240 |
| 537 | Richland | Fire Alarm System Upgrade | \$196,200 | | | \$196,200 |
| 537 | Richland | Fire Sprinkler Repairs/Gas Valve Shut-Offs | \$90,000 | | | \$90,000 |
| 537 | Richland | Greenhouse Window Replacements | \$45,360 | | | \$45,360 |
| 537 | Richland | HVAC Modification | | \$4,405 | | \$4,405 |
| 537 | Richland | HVAC/Exhaust System Modifications | \$469,200 | | | \$469,200 |
| 537 | Richland | Hazardous Floor Replacement | \$88,800 | | | \$88,800 |
| 537 | Richland | Maintenance/Storage Building | \$215,139 | \$645,417 | | \$860,556 |
| 537 | Richland | Modify Facilities | \$30,367 | | | \$30,367 |
| 537 | Richland | Parking Lot Completion | \$107,000 | | | \$107,000 |
| 537 | Richland | Renovate Mechanical Room | | \$15,500 | | \$15,500 |
| 537 | Richland | Renovate Southeast Center | | \$11,000 | | \$11,000 |
| 537 | Richland | Security System Upgrade | \$102,000 | | | \$102,000 |
| 537 | Richland | Shilling Center | \$1,403,825 | \$4,211,475 | | \$5,615,300 |
| 537 | Richland | Tuckpointing and Roofing Repairs | \$130,800 | | | \$130,800 |
| 537 | Richland | UST Replacement/Generator Repairs | \$54,600 | | | \$54,600 |
| | Sub Total | | \$3,491,655 | \$5,198,897 | \$0 | \$8,690,552 |
| 511 | Rock Valley | ADA Modifications | \$64,900 | | | \$64,900 |
| 511 | Rock Valley | ADA Renovations-Restrooms | \$118,000 | | | \$118,000 |
| 511 | Rock Valley | ADA Transition Plan Compliance | \$179,360 | | | \$179,360 |
| 511 | Rock Valley | ADA Walkway Compliance | \$177,800 | | | \$177,800 |
| 511 | Rock Valley | Accessibility | \$94,400 | | | \$94,400 |
| 511 | Rock Valley | Accessibility | \$105,728 | | | \$105,728 |
| 511 | Rock Valley | Accessibility Renovations-Samuelson Rd. Ctr. | \$94,400 | | | \$94,400 |
| 511 | Rock Valley | Accessible Restroom Modif. | \$31,506 | | | \$31,506 |
| 511 | Rock Valley | Asbestos Abatement | \$85,665 | | | \$85,665 |
| 511 | Rock Valley | Asbestos Abatement Access Door | \$194,920 | | | \$194,920 |
| 511 | Rock Valley | Asbestos Abatement-CR Blding 1 | \$306,800 | | | \$306,800 |
| 511 | Rock Valley | Asbestos Removal | \$51,254 | | | \$51,254 |
| 511 | Rock Valley | Aviation Center Life Safety Improvements | \$110,900 | | | \$110,900 |
| 511 | Rock Valley | Bleacher Repairs/Replacement | \$224,200 | | | \$224,200 |
| 511 | Rock Valley | Boiler Replacement - Main Campus | \$1,356,700 | | | \$1,356,700 |
| 511 | Rock Valley | Boiler/Chiller Replacements at CDA | \$1,162,300 | | | \$1,162,300 |
| 511 | Rock Valley | Career Development Academy Structural Upgrade | \$325,600 | | | \$325,600 |
| 511 | Rock Valley | Educational Resources Center ADA Elevator | \$147,500 | | | \$147,500 |
| 511 | Rock Valley | Emergency Phone System | \$56,640 | | | \$56,640 |
| 511 | Rock Valley | Energy Conservation Projects | \$295,000 | | | \$295,000 |
| 511 | Rock Valley | Exterior Door Replacements | \$84,960 | | | \$84,960 |
| 511 | Rock Valley | Exterior Lighting Renovations | \$47,200 | | | \$47,200 |
| 511 | Rock Valley | Exterior Masonry Project | \$224,200 | | | \$224,200 |
| 511 | Rock Valley | Exterior Roofing/Sealants | \$467,200 | | | \$467,200 |
| 511 | Rock Valley | Fire Alarm Installation | \$53,100 | | | \$53,100 |
| 511 | Rock Valley | Fire Alarm Renovation | \$29,500 | | | \$29,500 |
| 511 | Rock Valley | Fire Alarm System | \$38,902 | | | \$38,902 |
| 511 | Rock Valley | Fire Alarm Update | \$265,500 | | | \$265,500 |
| 511 | Rock Valley | Handicapped Accessibility | \$73,039 | | | \$73,039 |
| 511 | Rock Valley | Handicapped Accessibility | \$119,879 | | | \$119,879 |
| 511 | Rock Valley | Handicapped Accessibility | \$270,220 | \$94,400 | | \$364,620 |

Illinois Community College Board

Table V-12

BUDGETED REVENUE FOR COMMUNITY COLLEGE CONSTRUCTION

| <u>DISTRICT</u> | <u>COLLEGE NAME</u> | <u>PROJECT NAME</u> | <u>LOCAL</u> | <u>STATE</u> | <u>FEDERAL</u> | <u>TOTAL PROJECT COST</u> |
|-----------------|---------------------|---|--------------|--------------|----------------|---------------------------|
| 511 | Rock Valley | Hangar Door Replacement | \$106,200 | | | \$106,200 |
| 511 | Rock Valley | Hazardous Bleacher Repair | \$531,000 | | | \$531,000 |
| 511 | Rock Valley | Hazardous Lighting System | \$44,840 | | | \$44,840 |
| 511 | Rock Valley | Indoor Air Quality Renovations | \$64,900 | | | \$64,900 |
| 511 | Rock Valley | Install Accessible Hardward | \$169,920 | | | \$169,920 |
| 511 | Rock Valley | Install Emgy. Waming System | \$25,020 | | | \$25,020 |
| 511 | Rock Valley | Interior Guardrail Renovations | \$118,000 | | | \$118,000 |
| 511 | Rock Valley | Land and Buildings Acquisition at 6520 Spring | | | | \$290,000 |
| 511 | Rock Valley | Lighting Efficiency Renovation | \$213,010 | | | \$213,010 |
| 511 | Rock Valley | Lighting Fixture Retrofits | \$182,900 | | | \$182,900 |
| 511 | Rock Valley | Moisture Protection | \$83,780 | | | \$83,780 |
| 511 | Rock Valley | Moisture Protection-Doors | \$138,060 | | | \$138,060 |
| 511 | Rock Valley | Moisture Protection/Windows | \$389,400 | | | \$389,400 |
| 511 | Rock Valley | Parking Lot #3 Renovation | | \$328,300 | | \$328,300 |
| 511 | Rock Valley | Parking Lot Lighting | \$214,946 | | | \$214,946 |
| 511 | Rock Valley | Purchase Career Development Academy | \$200,000 | | | \$200,000 |
| 511 | Rock Valley | Remodel Bldgs ABCF & G | \$89,650 | | | \$89,650 |
| 511 | Rock Valley | Remodel Bldgs. B & F | \$249,220 | | | \$249,220 |
| 511 | Rock Valley | Remodeling Technology Center | \$133,500 | | | \$133,500 |
| 511 | Rock Valley | Remov Deteriorated Asbestos | \$92,790 | | | \$92,790 |
| 511 | Rock Valley | Remove Underground Tank | \$106,200 | | | \$106,200 |
| 511 | Rock Valley | Renovate Bookstore | \$96,800 | | | \$96,800 |
| 511 | Rock Valley | Renovate Elec. Distr. System | \$148,680 | | | \$148,680 |
| 511 | Rock Valley | Renovate Entrance Roadway | | \$100,197 | | \$100,197 |
| 511 | Rock Valley | Renovation/Expan. Parking Lot | \$8,343 | \$371,828 | | \$380,171 |
| 511 | Rock Valley | Repair ERC Entrance Stairs | \$47,200 | | | \$47,200 |
| 511 | Rock Valley | Repair Office | \$42,650 | | | \$42,650 |
| 511 | Rock Valley | Repair Structural Leaks | \$53,100 | | | \$53,100 |
| 511 | Rock Valley | Repair and Replace Walks | \$112,100 | | | \$112,100 |
| 511 | Rock Valley | Replace Hangar Door | \$35,400 | | | \$35,400 |
| 511 | Rock Valley | Replace Roof | \$165,200 | | | \$165,200 |
| 511 | Rock Valley | Retrofit Windows | \$810,660 | | | \$810,660 |
| 511 | Rock Valley | Roof Modifications | \$64,900 | | | \$64,900 |
| 511 | Rock Valley | Roof Replacement | \$237,350 | | | \$237,350 |
| 511 | Rock Valley | Roof Replacement - 4 Buildings | \$328,040 | | | \$328,040 |
| 511 | Rock Valley | Roof Replacement-Shingle Doors | \$466,100 | | | \$466,100 |
| 511 | Rock Valley | Roof Replacements (3 buildings) | \$324,500 | | | \$324,500 |
| 511 | Rock Valley | Safety Lighting, Lots 7 & 8 | \$135,700 | | | \$135,700 |
| 511 | Rock Valley | Science Lab Code Alterations | \$743,400 | | | \$743,400 |
| 511 | Rock Valley | Science Lab/Storage Renovation | \$826,000 | | | \$826,000 |
| 511 | Rock Valley | Stone Bridge Repairs | \$53,100 | | | \$53,100 |
| 511 | Rock Valley | Structural Repair-Wood Bridge | \$81,420 | | | \$81,420 |
| 511 | Rock Valley | Theater Storage Facility | \$57,947 | | | \$57,947 |
| 511 | Rock Valley | Underground Piping Replacement | \$1,098,400 | | | \$1,098,400 |
| 511 | Rock Valley | Underground Piping System Ph I | \$944,000 | | | \$944,000 |
| 511 | Rock Valley | Underground Piping System PhII | \$850,000 | | | \$850,000 |
| 511 | Rock Valley | Underground Tank Replacement | \$76,000 | | | \$76,000 |
| 511 | Rock Valley | Upgrade EMS/Chilled Water | \$295,000 | | | \$295,000 |
| 511 | Rock Valley | Walkway Lighting | \$33,795 | | | \$33,795 |
| | Sub Total | | \$18,146,394 | \$894,725 | \$0 | \$19,331,119 |
| 518 | Sandburg | ADA Accessibility Improvements | \$181,720 | | | \$181,720 |
| 518 | Sandburg | ADA Compliance Modifications | \$163,595 | | | \$163,595 |
| 518 | Sandburg | ADA Compliance Work | \$567,705 | | | \$567,705 |

Illinois Community College Board
Table V-12
BUDGETED REVENUE FOR COMMUNITY COLLEGE CONSTRUCTION

| <u>DISTRICT</u> | <u>COLLEGE NAME</u> | <u>PROJECT NAME</u> | <u>LOCAL</u> | <u>STATE</u> | <u>FEDERAL</u> | <u>TOTAL PROJECT COST</u> |
|-----------------|---------------------|---|--------------|--------------|----------------|---------------------------|
| 518 | Sandburg | ADA Library Renovations | \$483,090 | | | \$483,090 |
| 518 | Sandburg | Branch Campus-Carthage,IL | \$1,208,600 | | | \$1,208,600 |
| 518 | Sandburg | Building B Roof Replacements | \$170,449 | | | \$170,449 |
| 518 | Sandburg | Building C Roof Replacements | \$198,380 | | | \$198,380 |
| 518 | Sandburg | Building D Roof Replacements | \$70,316 | | | \$70,316 |
| 518 | Sandburg | Building E Roof Replacements | \$253,977 | | | \$253,977 |
| 518 | Sandburg | Building F Roof Replacements | \$225,349 | | | \$225,349 |
| 518 | Sandburg | Butler Blding Energy Conserva. | \$39,568 | | | \$39,568 |
| 518 | Sandburg | Butler Building Child Care Drop-Off | \$199,675 | | | \$199,675 |
| 518 | Sandburg | Campus Parking Lot/Perimeter Build Lighting | \$30,360 | | | \$30,360 |
| 518 | Sandburg | Carthage Land Purchase | \$42,000 | | | \$42,000 |
| 518 | Sandburg | Carthage Technology Center | \$768,000 | | | \$768,000 |
| 518 | Sandburg | Center for Manufacturing Exc. | \$2,020,000 | | | \$2,020,000 |
| 518 | Sandburg | Corridor Renovations | | \$251,523 | | \$251,523 |
| 518 | Sandburg | Energy Conservation | \$274,825 | | | \$274,825 |
| 518 | Sandburg | Energy Conservation Improve. | \$108,170 | | | \$108,170 |
| 518 | Sandburg | Energy Conservation Measures | \$166,540 | | | \$166,540 |
| 518 | Sandburg | Energy Conservation/HVAC Repairs | \$388,491 | | | \$388,491 |
| 518 | Sandburg | Fire Alarm System Renovations | \$41,668 | | | \$41,668 |
| 518 | Sandburg | Gym Floor Replacement | | \$27,600 | | \$27,600 |
| 518 | Sandburg | HVAC Repairs | \$217,618 | | | \$217,618 |
| 518 | Sandburg | HVAC Unit Replacements- Carthage | \$71,062 | | | \$71,062 |
| 518 | Sandburg | Parking Lot Code Corrections | \$37,840 | | | \$37,840 |
| 518 | Sandburg | Parking Lot Paving | \$243,061 | | | \$243,061 |
| 518 | Sandburg | Parking Lot Restoration | | \$35,150 | | \$35,150 |
| 518 | Sandburg | Replace Carpet-LRC & Butlers | \$132,369 | | | \$132,369 |
| 518 | Sandburg | Replace Hazardous Walks | \$37,580 | | | \$37,580 |
| 518 | Sandburg | Replace Roofs & Flashing | \$154,600 | | | \$154,600 |
| 518 | Sandburg | Roadway/Parking-Inc. '90 \$ | | \$112,712 | | \$112,712 |
| 518 | Sandburg | Security Lighting | \$101,494 | | | \$101,494 |
| 518 | Sandburg | Security Lighting Rehab | \$67,804 | | | \$67,804 |
| 518 | Sandburg | Underground Storage Tank | \$68,677 | | | \$68,677 |
| 518 | Sandburg | Water Circulation/Heating Sys. | \$56,360 | | | \$56,360 |
| | Sub Total | | \$8,790,943 | \$426,985 | \$0 | \$9,217,928 |
| 506 | Sauk Valley | Asbestos Abatement | \$56,000 | | | \$56,000 |
| 506 | Sauk Valley | Asbestos Abatement | \$200,000 | | | \$200,000 |
| 506 | Sauk Valley | Asbestos Study & Mgmt. Plan | \$28,000 | | | \$28,000 |
| 506 | Sauk Valley | Asbstos Abatement-Conference Room & Misc. | \$74,800 | | | \$74,800 |
| 506 | Sauk Valley | Bleacher Replacement/Repairs | \$152,686 | | | \$152,686 |
| 506 | Sauk Valley | Boiler Repairs | \$36,600 | | | \$36,600 |
| 506 | Sauk Valley | Boiler Repairs | \$72,700 | | | \$72,700 |
| 506 | Sauk Valley | Building Perimeter Cracks | \$226,584 | | | \$226,584 |
| 506 | Sauk Valley | Construct Restroom Facility | \$54,898 | | | \$54,898 |
| 506 | Sauk Valley | Cooling Tower Repairs | \$140,000 | | | \$140,000 |
| 506 | Sauk Valley | Elevator Access. Modification | \$108,974 | | | \$108,974 |
| 506 | Sauk Valley | Energy Conservation Measures | \$980,460 | | | \$980,460 |
| 506 | Sauk Valley | Exterior Concrete Surface Repair-Phase II | \$193,111 | | | \$193,111 |
| 506 | Sauk Valley | Exterior Lighting Safety Rep. | \$417,064 | | | \$417,064 |
| 506 | Sauk Valley | Fire Safety Valves | \$41,030 | | | \$41,030 |
| 506 | Sauk Valley | Fitness Center | \$67,000 | | | \$67,000 |
| 506 | Sauk Valley | Kitchen Ventilation Modif. | \$79,685 | | | \$79,685 |
| 506 | Sauk Valley | Lighting Repairs | \$37,012 | | | \$37,012 |
| 506 | Sauk Valley | Mall Area Lighting Upgrade | \$375,202 | | | \$375,202 |

Illinois Community College Board
Table V-12
BUDGETED REVENUE FOR COMMUNITY COLLEGE CONSTRUCTION

| <u>DISTRICT</u> | <u>COLLEGE NAME</u> | <u>PROJECT NAME</u> | <u>LOCAL</u> | <u>STATE</u> | <u>FEDERAL</u> | <u>TOTAL PROJECT COST</u> |
|-----------------|---------------------|------------------------------------|--------------|--------------|----------------|---------------------------|
| 506 | Sauk Valley | Masonry/Retaining Wall Repairs | \$113,634 | | | \$113,634 |
| 506 | Sauk Valley | Park. Area & Roadway Sealing | \$36,176 | \$165,278 | | \$201,454 |
| 506 | Sauk Valley | Parking Lot Repairs | \$19,639 | \$83,572 | | \$103,211 |
| 506 | Sauk Valley | Replace Fire Alarm System | \$375,417 | | | \$375,417 |
| 506 | Sauk Valley | Replace Fire Exit Signage | \$31,185 | | | \$31,185 |
| 506 | Sauk Valley | Reroof College Phase II | \$342,000 | | | \$342,000 |
| 506 | Sauk Valley | Reroofing Phase III | \$332,000 | | | \$332,000 |
| 506 | Sauk Valley | Resurfacing Tennis Courts | \$240,046 | | | \$240,046 |
| 506 | Sauk Valley | Retaining Wall Renovations | \$51,128 | | | \$51,128 |
| 506 | Sauk Valley | Road Resurfacing | | \$140,909 | | \$140,909 |
| 506 | Sauk Valley | Roof Replacement | \$40,889 | | | \$40,889 |
| 506 | Sauk Valley | Roofing Repairs | \$133,300 | | | \$133,300 |
| 506 | Sauk Valley | Steam Coil Replacement | \$222,750 | | | \$222,750 |
| 506 | Sauk Valley | Walkway Lighting Repairs | \$26,861 | | | \$26,861 |
| 506 | Sauk Valley | Waste Water Treatment | \$156,000 | | | \$156,000 |
| 506 | Sauk Valley | Well House Roof Membrane | \$40,960 | | | \$40,960 |
| | Sub Total | | \$5,503,791 | \$389,759 | \$0 | \$5,893,550 |
| 531 | Shawnee | Campus Drive Improvements | \$2,509 | \$21,280 | | \$23,789 |
| 531 | Shawnee | Campus Parking/Drive Improve. | \$2,509 | \$21,280 | | \$23,789 |
| 531 | Shawnee | New Guard & Hand Rails | \$47,825 | | | \$47,825 |
| 531 | Shawnee | Resurf. Park Lot - Phase II | | \$17,543 | | \$17,543 |
| 531 | Shawnee | Resurf. Park. Lot-90&91 R&R | | \$42,691 | | \$42,691 |
| 531 | Shawnee | Roadway Resurfacing | \$5,330 | \$16,300 | | \$21,630 |
| 531 | Shawnee | Roof Replacement Bldings H & I | \$612,800 | | | \$612,800 |
| 531 | Shawnee | Soffit Repair Building H | \$363,200 | | | \$363,200 |
| | Sub Total | | \$1,034,173 | \$119,094 | \$0 | \$1,153,267 |
| 510 | South Suburban | A/C Alterations | \$120,000 | | | \$120,000 |
| 510 | South Suburban | ADA Restroom and Door Improvements | | \$153,551 | | \$153,551 |
| 510 | South Suburban | Access. Improvements/Western | \$58,400 | | | \$58,400 |
| 510 | South Suburban | Accessible Restrooms | \$186,000 | | | \$186,000 |
| 510 | South Suburban | Acoustical Improvements | | \$35,853 | | \$35,853 |
| 510 | South Suburban | Acoustical Treatment-FY95 | | \$102,820 | | \$102,820 |
| 510 | South Suburban | Acoustical Treatment-Phase II | | \$78,100 | | \$78,100 |
| 510 | South Suburban | Add'l Acoustical Treatment | | \$102,820 | | \$102,820 |
| 510 | South Suburban | Art Lab/Studio Upgrades | \$252,000 | | | \$252,000 |
| 510 | South Suburban | Boiler Replacement | \$274,800 | | | \$274,800 |
| 510 | South Suburban | Carpet Replacement | | \$30,666 | | \$30,666 |
| 510 | South Suburban | Carpet Replacement | | \$64,084 | | \$64,084 |
| 510 | South Suburban | Carpet Replacement Phase I | \$108,000 | | | \$108,000 |
| 510 | South Suburban | Carpet Replacement Phase II | \$175,000 | | | \$175,000 |
| 510 | South Suburban | Ceiling Repair | | \$25,830 | | \$25,830 |
| 510 | South Suburban | Chem Lab Safety Alterations | \$200,000 | | | \$200,000 |
| 510 | South Suburban | Class Acoustical Treatment | | \$43,481 | | \$43,481 |
| 510 | South Suburban | Classroom Lighting Improvement | \$504,000 | | | \$504,000 |
| 510 | South Suburban | Classroom Lighting Phase II | \$350,000 | | | \$350,000 |
| 510 | South Suburban | Classroom Lighting Sensors | \$51,129 | | \$32,721 | \$83,850 |
| 510 | South Suburban | Construct Maint/Storage Bldg | \$265,493 | | | \$265,493 |
| 510 | South Suburban | Construct New Roadway | \$128,048 | | | \$128,048 |
| 510 | South Suburban | Cooling Tower Repairs | \$34,800 | | | \$34,800 |
| 510 | South Suburban | Drainage Improvements-PH II | \$112,571 | | | \$112,571 |
| 510 | South Suburban | Drainage Improvements-PhaseIII | \$174,000 | | | \$174,000 |

Illinois Community College Board
Table V-12
BUDGETED REVENUE FOR COMMUNITY COLLEGE CONSTRUCTION

| <u>DISTRICT</u> | <u>COLLEGE NAME</u> | <u>PROJECT NAME</u> | <u>LOCAL</u> | <u>STATE</u> | <u>FEDERAL</u> | <u>TOTAL PROJECT COST</u> |
|-----------------|---------------------|-----------------------------------|--------------|--------------|----------------|---------------------------|
| 510 | South Suburban | East/West Roadway Repaving | | \$93,100 | | \$93,100 |
| 510 | South Suburban | Electrical Panel Replacement | \$26,000 | | | \$26,000 |
| 510 | South Suburban | Electrically Operated Doors | \$87,106 | | | \$87,106 |
| 510 | South Suburban | Emergency/Lighting/Generator | \$333,098 | | | \$333,098 |
| 510 | South Suburban | Exterior Security Lighting | \$199,000 | | | \$199,000 |
| 510 | South Suburban | Fire Prot. System Renovation | \$25,200 | | | \$25,200 |
| 510 | South Suburban | Flooring & Restroom Renovation | | \$236,400 | | \$236,400 |
| 510 | South Suburban | General Handicapped Access | \$238,096 | | | \$238,096 |
| 510 | South Suburban | Gym Floor Repair | | \$50,922 | | \$50,922 |
| 510 | South Suburban | HVAC Modifications | \$594,288 | | | \$594,288 |
| 510 | South Suburban | HVAC Renovation-Phase 4 | \$750,000 | | | \$750,000 |
| 510 | South Suburban | HVAC Renovation/Fieldhouse | \$28,980 | | | \$28,980 |
| 510 | South Suburban | HVAC Renovation/Phase I | \$397,200 | | | \$397,200 |
| 510 | South Suburban | Handicapped Elevators | \$231,000 | | | \$231,000 |
| 510 | South Suburban | Install Accessible Hardware | \$138,000 | | | \$138,000 |
| 510 | South Suburban | Install Accessible Restrooms | \$120,000 | | | \$120,000 |
| 510 | South Suburban | Install Entry Vestibule | \$58,860 | | | \$58,860 |
| 510 | South Suburban | Paint Interior Fieldhouse | | \$30,500 | | \$30,500 |
| 510 | South Suburban | Porch Improvements & Flooring | | \$128,900 | | \$128,900 |
| 510 | South Suburban | Rehabilitate Counseling Area | \$27,500 | | | \$27,500 |
| 510 | South Suburban | Rehabilitate Stair Tread | \$117,020 | | | \$117,020 |
| 510 | South Suburban | Renovate Conference Center | | \$786,600 | | \$786,600 |
| 510 | South Suburban | Renovate Field House Ceiling | \$30,960 | | | \$30,960 |
| 510 | South Suburban | Renovate Field House Walk | \$574 | \$32,324 | | \$32,898 |
| 510 | South Suburban | Repair Fan Room Walls | \$60,000 | | | \$60,000 |
| 510 | South Suburban | Repair HVAC System | \$368,000 | | | \$368,000 |
| 510 | South Suburban | Repair of HVAC/Phase III | \$749,200 | | | \$749,200 |
| 510 | South Suburban | Replace Exterior Doors | \$67,200 | | | \$67,200 |
| 510 | South Suburban | Replace Hazardous Walks | \$46,850 | | | \$46,850 |
| 510 | South Suburban | Replace Rooftop Units | \$159,600 | | | \$159,600 |
| 510 | South Suburban | Roof Renovation-Phase I | \$60,000 | | | \$60,000 |
| 510 | South Suburban | Roof Replacement | \$197,100 | | | \$197,100 |
| 510 | South Suburban | Roof Replacement/Elevator Monitor | \$63,000 | | | \$63,000 |
| 510 | South Suburban | Roofing Projects/College Ctr. | \$192,000 | | | \$192,000 |
| 510 | South Suburban | Science Lab Code Corrections | \$100,000 | | | \$100,000 |
| 510 | South Suburban | Science Lab Safety Reconstruc. | \$100,000 | | | \$100,000 |
| 510 | South Suburban | Science Lab Update | \$300,000 | | | \$300,000 |
| 510 | South Suburban | Security Lighting | \$60,000 | | | \$60,000 |
| 510 | South Suburban | Security Lighting Phase II | \$81,300 | | | \$81,300 |
| 510 | South Suburban | Security System Enhancements | \$48,000 | | | \$48,000 |
| 510 | South Suburban | Security System Upgrade | \$87,393 | | | \$87,393 |
| 510 | South Suburban | Storm Water Drainage Replace. | \$348,000 | | | \$348,000 |
| 510 | South Suburban | Structural Concrete Repairs | \$47,210 | | | \$47,210 |
| 510 | South Suburban | Upgrade/Extend HVAC | \$445,500 | | | \$445,500 |
| 510 | South Suburban | Variable Air Volume System | \$295,450 | | | \$295,450 |
| 510 | South Suburban | Water Main Replacement | \$420,000 | | | \$420,000 |
| 510 | South Suburban | Waterproof/Caulking | \$116,142 | | | \$116,142 |
| 510 | South Suburban | West Entrance Rehabilitation | | \$96,700 | | \$96,700 |
| 510 | South Suburban | Western Enrollment Center | | \$1,504,000 | | \$1,504,000 |
| | Sub Total | | \$10,809,068 | \$3,596,651 | \$32,721 | \$14,438,440 |
| 533 | Southeastern | ADA Renovations | \$741,000 | | | \$741,000 |
| 533 | Southeastern | Bldgs & Grounds Rehab. | \$1,212 | \$37,688 | | \$38,900 |
| 533 | Southeastern | Construct Parking Lot | \$110,000 | | | \$110,000 |

Illinois Community College Board

Table V-12

BUDGETED REVENUE FOR COMMUNITY COLLEGE CONSTRUCTION

| <u>DISTRICT</u> | <u>COLLEGE NAME</u> | <u>PROJECT NAME</u> | <u>LOCAL</u> | <u>STATE</u> | <u>FEDERAL</u> | <u>TOTAL PROJECT COST</u> |
|-----------------|---------------------|--|--------------|--------------|----------------|---------------------------|
| 533 | Southeastern | Construction Defect-Ventilating | | \$750,000 | | \$750,000 |
| 533 | Southeastern | Humanities/Admin Bldg. | \$1,583,000 | \$7,257,500 | | \$8,840,500 |
| 533 | Southeastern | Replace Roof Technicl Bldg. | \$67,889 | \$107,111 | | \$175,000 |
| 533 | Southeastern | Roofing Project Bldgs A,B,C | \$559,000 | | | \$559,000 |
| | Sub Total | | \$3,062,101 | \$8,152,299 | \$0 | \$11,214,400 |
| 522 | Southwestern | 8.6 Acre Land Acquisition | \$68,800 | | | \$68,800 |
| 522 | Southwestern | ADA Access-Granite City | \$67,200 | | | \$67,200 |
| 522 | Southwestern | ADA Accessibility | \$117,600 | | | \$117,600 |
| 522 | Southwestern | ADA Accessibility-PSOP Center | \$49,780 | | | \$49,780 |
| 522 | Southwestern | Accessibility Modifications | \$102,200 | | | \$102,200 |
| 522 | Southwestern | Accessibility Renovations | \$789,000 | | | \$789,000 |
| 522 | Southwestern | Asbestos Abatement-Granite Cty | \$184,250 | | | \$184,250 |
| 522 | Southwestern | Auto.Collision Repair Tech.Training Facility | \$290,000 | \$870,000 | | \$1,160,000 |
| 522 | Southwestern | Aviation Maint. Train. Fac. | \$265,750 | | | \$265,750 |
| 522 | Southwestern | Cafeteria Expansion | \$181,000 | | | \$181,000 |
| 522 | Southwestern | Campus Storage Renovation | \$164,869 | \$93,866 | | \$258,735 |
| 522 | Southwestern | Classroom Expansion-Planning | \$582,300 | \$1,746,900 | | \$2,329,200 |
| 522 | Southwestern | Classroom Fire Protection-GCC | \$138,000 | | | \$138,000 |
| 522 | Southwestern | Electr.Service Switch-Bellev | \$254,000 | | | \$254,000 |
| 522 | Southwestern | Electrical Code Compliance | \$34,150 | | | \$34,150 |
| 522 | Southwestern | Electrical Renovations | \$286,440 | | | \$286,440 |
| 522 | Southwestern | Energy Cons/Elec. Retrofit | \$36,960 | | | \$36,960 |
| 522 | Southwestern | Energy Conservation | \$25,200 | | | \$25,200 |
| 522 | Southwestern | Energy Conservation | \$95,750 | | | \$95,750 |
| 522 | Southwestern | Energy Conservation Measures | \$668,600 | | | \$668,600 |
| 522 | Southwestern | Energy Conservation PSOP | \$25,750 | | | \$25,750 |
| 522 | Southwestern | Energy Conservation-Belleville | \$61,150 | | | \$61,150 |
| 522 | Southwestern | Energy Conservation-Belleville | \$89,600 | | | \$89,600 |
| 522 | Southwestern | Energy Conservation-Granite | \$330,950 | | | \$330,950 |
| 522 | Southwestern | Energy Conservation-PSOP | \$31,500 | | | \$31,500 |
| 522 | Southwestern | Exterior Lighting Code Corr. | \$80,000 | | | \$80,000 |
| 522 | Southwestern | Fire Protection Renov. | \$47,600 | | | \$47,600 |
| 522 | Southwestern | Fire Protection Renovation | \$82,040 | | | \$82,040 |
| 522 | Southwestern | Fire Protection Renovation | \$85,400 | | | \$85,400 |
| 522 | Southwestern | Fire Protection Renovations | \$56,000 | | | \$56,000 |
| 522 | Southwestern | Flooring, Ceiling/Lighting Replacements-G.C. | \$500,000 | | | \$500,000 |
| 522 | Southwestern | Granite City-light replacemnts | \$128,000 | | | \$128,000 |
| 522 | Southwestern | HVAC Retrofit-Phase II | \$353,360 | | | \$353,360 |
| 522 | Southwestern | Hazardous Materials Storage | \$130,000 | | | \$130,000 |
| 522 | Southwestern | Land Acquisition - Belleville | \$213,442 | | | \$213,442 |
| 522 | Southwestern | Main Campus Expans. & Red Bud | \$3,599,000 | \$10,797,100 | | \$14,396,100 |
| 522 | Southwestern | Mech.Renovations-Belleville | \$369,600 | | | \$369,600 |
| 522 | Southwestern | Mechanical Renovations | \$100,800 | | | \$100,800 |
| 522 | Southwestern | Mechanical Renovations-Belle. | \$28,750 | | | \$28,750 |
| 522 | Southwestern | Mechanical Renovations-Red Bud | \$78,000 | | | \$78,000 |
| 522 | Southwestern | Mechanical System Renov. | \$429,650 | | | \$429,650 |
| 522 | Southwestern | Mechanicals-Granite City | \$253,000 | | | \$253,000 |
| 522 | Southwestern | Mechn. System Renovation | \$589,120 | | | \$589,120 |
| 522 | Southwestern | Mechanical Renovations-Grante | \$145,600 | | | \$145,600 |
| 522 | Southwestern | Modular Classroom Units | \$584,170 | | | \$584,170 |
| 522 | Southwestern | Moisture Protection-Roof Repl | \$30,000 | | | \$30,000 |
| 522 | Southwestern | Moisture Protection-Window Rep | \$28,000 | | | \$28,000 |
| 522 | Southwestern | Pipe Arch Culvert Replacement | \$66,000 | | | \$66,000 |

Illinois Community College Board
Table V-12
BUDGETED REVENUE FOR COMMUNITY COLLEGE CONSTRUCTION

| <u>DISTRICT</u> | <u>COLLEGE NAME</u> | <u>PROJECT NAME</u> | <u>LOCAL</u> | <u>STATE</u> | <u>FEDERAL</u> | <u>TOTAL PROJECT COST</u> |
|-----------------|---------------------|---------------------------------------|--------------|--------------|----------------|---------------------------|
| 522 | Southwestern | Plumbing Renov-Granite City | \$100,800 | | | \$100,800 |
| 522 | Southwestern | Remodel Vo-Tech Center | \$752,100 | \$2,256,400 | | \$3,008,500 |
| 522 | Southwestern | Roof Repairs-Red Bud | \$41,900 | | | \$41,900 |
| 522 | Southwestern | Roof Replacement-ITC- @ GC | \$189,600 | | | \$189,600 |
| 522 | Southwestern | Roofing & Moisture Problems | \$47,040 | | | \$47,040 |
| 522 | Southwestern | Roofing System Repairs | \$283,440 | | | \$283,440 |
| 522 | Southwestern | Structural Integrity-BAC/RB | \$215,500 | | | \$215,500 |
| 522 | Southwestern | Student Services Renovation | \$242,179 | \$94,926 | | \$337,105 |
| 522 | Southwestern | Walkway Enclosure | \$165,400 | | | \$165,400 |
| 522 | Southwestern | Water Piping-Code Corrections | \$153,400 | | | \$153,400 |
| 522 | Southwestern | Waterproofing-RB & Granite Cty | \$65,100 | | | \$65,100 |
| | Sub Total | | \$15,174,790 | \$15,859,192 | \$0 | \$31,033,982 |
| 534 | Spoon River | ADA Repairs | \$29,500 | | | \$29,500 |
| 534 | Spoon River | ADA Work | \$78,250 | | | \$78,250 |
| 534 | Spoon River | Drainage & Paving Repairs | \$43,981 | \$99,019 | | \$143,000 |
| 534 | Spoon River | Fire System Corrections | \$26,000 | | | \$26,000 |
| 534 | Spoon River | Install Fire Protection System | \$120,322 | | | \$120,322 |
| 534 | Spoon River | Macomb Renovation | \$181,000 | | | \$181,000 |
| 534 | Spoon River | Macomb Renovations Phase III | \$324,000 | | | \$324,000 |
| 534 | Spoon River | Miscellaneous Safety Project | \$82,539 | | | \$82,539 |
| 534 | Spoon River | Moisture Prot/Windows/Stairs | \$225,000 | | | \$225,000 |
| 534 | Spoon River | PHS Improvements | \$179,750 | | | \$179,750 |
| 534 | Spoon River | Paint Booth Renovation | \$1,000 | \$55,500 | | \$56,500 |
| 534 | Spoon River | Pavement Renovation | \$12,000 | \$60,000 | | \$72,000 |
| 534 | Spoon River | Remodel Macomb Center | | \$507,500 | | \$507,500 |
| 534 | Spoon River | Replace Exhaust System | | \$79,192 | | \$79,192 |
| 534 | Spoon River | Replace Roofs/Canton Campus | | \$703,600 | | \$703,600 |
| 534 | Spoon River | Roof Replacement Centers | \$234,146 | | | \$234,146 |
| 534 | Spoon River | Stair Replacement/Enclosure | \$233,400 | | | \$233,400 |
| 534 | Spoon River | Structural Repairs- Elevated Walkways | | \$44,290 | | \$44,290 |
| 534 | Spoon River | Underground Storage Tank Rem. | \$65,000 | | | \$65,000 |
| 534 | Spoon River | Vo Tech Lighting | | \$41,455 | | \$41,455 |
| | Sub Total | | \$1,835,888 | \$1,590,556 | \$0 | \$3,426,444 |
| 601 | State Comm. College | Carpet Replacement | | \$29,905 | | \$29,905 |
| 601 | State Comm. College | Parking & Site Improvements | | \$250,000 | | \$250,000 |
| 601 | State Comm. College | Remodel Child Care Center | | \$85,000 | | \$85,000 |
| 601 | State Comm. College | Remodel Library | | \$91,400 | | \$91,400 |
| 601 | State Comm. College | Skills Center/Roofing | | \$250,000 | | \$250,000 |
| | Sub Total | | \$0 | \$706,305 | \$0 | \$706,305 |
| 504 | Triton | 911 Emergency Locator | \$25,000 | | | \$25,000 |
| 504 | Triton | Accessibility Improvements | \$88,600 | | | \$88,600 |
| 504 | Triton | Accessibility/Bldgs. J&P | \$55,000 | | | \$55,000 |
| 504 | Triton | Asbestos Abatement | \$88,100 | | | \$88,100 |
| 504 | Triton | Asphalt Sidewalk Replacement | \$49,000 | | | \$49,000 |
| 504 | Triton | Bookstore Addition | \$680,000 | | | \$680,000 |
| 504 | Triton | Burton Theatre Renovations | | | | \$0 |
| 504 | Triton | Campus Drainage | \$495,708 | | | \$495,708 |
| 504 | Triton | Campus Drainage-Phase III | \$464,100 | | | \$464,100 |
| 504 | Triton | Campus Handrail Replacement | \$226,663 | | | \$226,663 |

Illinois Community College Board

Table V-12

BUDGETED REVENUE FOR COMMUNITY COLLEGE CONSTRUCTION

| <u>DISTRICT</u> | <u>COLLEGE NAME</u> | <u>PROJECT NAME</u> | <u>LOCAL</u> | <u>STATE</u> | <u>FEDERAL</u> | <u>TOTAL PROJECT COST</u> |
|-----------------|---------------------|---|--------------|--------------|----------------|---------------------------|
| 504 | Triton | Chiller Replacement | | \$75,000 | | \$75,000 |
| 504 | Triton | Chiller Replacement | \$277,000 | | | \$277,000 |
| 504 | Triton | Code Compliance/Hispanic Ctr. | \$120,761 | | | \$120,761 |
| 504 | Triton | Code Corrections Pool | \$107,800 | | | \$107,800 |
| 504 | Triton | College Center Rehab/PhaseII | | \$130,000 | | \$130,000 |
| 504 | Triton | College Center Renovations | | \$171,781 | | \$171,781 |
| 504 | Triton | Construction Defects | | \$6,800,000 | | \$6,800,000 |
| 504 | Triton | Construction Defects | \$18,389 | \$1,773,206 | | \$1,791,595 |
| 504 | Triton | Dental Lab Renovations | \$105,270 | | | \$105,270 |
| 504 | Triton | Drainage & Pedestrian Safety | \$464,965 | | | \$464,965 |
| 504 | Triton | Drainage Repairs | \$56,300 | | | \$56,300 |
| 504 | Triton | Electrical Renov.-J,T,B,H | \$330,870 | | | \$330,870 |
| 504 | Triton | Elevator ADA Compliance | \$175,000 | | | \$175,000 |
| 504 | Triton | Emergency Lighting Replacement | \$100,000 | | | \$100,000 |
| 504 | Triton | Extend Security & Fire Alarm | \$60,000 | | | \$60,000 |
| 504 | Triton | Exterior Painting-Three Bldgs | | \$35,000 | | \$35,000 |
| 504 | Triton | HVAC 4 Bldgs. | \$283,140 | | | \$283,140 |
| 504 | Triton | HVAC System 3 Bldgs. | \$1,446,745 | | | \$1,446,745 |
| 504 | Triton | Handicapped Elevator | \$222,338 | | | \$222,338 |
| 504 | Triton | Handrail Replacement-LRC Bldg. | \$48,600 | | | \$48,600 |
| 504 | Triton | Hazardous Material Storage | \$65,000 | | | \$65,000 |
| 504 | Triton | Hazardous Walk Replacement | \$69,700 | | | \$69,700 |
| 504 | Triton | Industrial Careers Roof Rehabilitation | \$151,800 | | | \$151,800 |
| 504 | Triton | Install Auto Door Operators | \$78,360 | | | \$78,360 |
| 504 | Triton | LRC Addition | \$400,000 | \$1,200,000 | | \$1,600,000 |
| 504 | Triton | LRC Roof Repairs | \$244,000 | | | \$244,000 |
| 504 | Triton | Line Bridges Asbestos Abatement | \$99,630 | | | \$99,630 |
| 504 | Triton | Natorium Dehumidification | \$50,000 | | | \$50,000 |
| 504 | Triton | Palmer Street Building | \$208,333 | \$1,250,000 | | \$1,458,333 |
| 504 | Triton | Parking Lot & Roadways | \$222,338 | | | \$222,338 |
| 504 | Triton | Parking Lot Rehab | | \$95,500 | | \$95,500 |
| 504 | Triton | Parking Lot Resurfacing | | \$161,690 | | \$161,690 |
| 504 | Triton | Plumbing Replace-Bldgs T C & J | \$330,600 | | | \$330,600 |
| 504 | Triton | Renovation/College Center | \$34,882 | \$167,418 | | \$202,300 |
| 504 | Triton | Repair Fire Alarm System | \$372,511 | | | \$372,511 |
| 504 | Triton | Repairs/Health Building | \$43,197 | | | \$43,197 |
| 504 | Triton | Replace Tech. Bldg Chiller | \$185,000 | | | \$185,000 |
| 504 | Triton | Replacement of Chillers | \$273,000 | | | \$273,000 |
| 504 | Triton | Resurface Parking Lot | | \$126,800 | | \$126,800 |
| 504 | Triton | Roof Replace-Bookstore & J Bld | \$169,000 | | | \$169,000 |
| 504 | Triton | Roof Replacement | \$114,325 | | | \$114,325 |
| 504 | Triton | Roof Replacement | \$367,660 | | | \$367,660 |
| 504 | Triton | Roof Replacement-AT&P Bldgs. | \$390,600 | | | \$390,600 |
| 504 | Triton | Roof Replacement-Ceman Ctr. | \$107,520 | | | \$107,520 |
| 504 | Triton | Roof Replacement-Collins Ctr. | \$604,800 | | | \$604,800 |
| 504 | Triton | Roof Replacement-R.Collins Ctr | \$600,000 | | | \$600,000 |
| 504 | Triton | Roof Replacement/Conn. Links | \$95,840 | | | \$95,840 |
| 504 | Triton | Roof Replacement/Stadium & | \$87,500 | | | \$87,500 |
| 504 | Triton | Safety Measures | \$170,000 | | | \$170,000 |
| 504 | Triton | Science Lab Renovations | \$350,477 | | | \$350,477 |
| 504 | Triton | Security Lighting Replacement | \$43,800 | | | \$43,800 |
| 504 | Triton | Security Measures | \$91,000 | | | \$91,000 |
| 504 | Triton | Security Site Lighting | \$243,800 | | | \$243,800 |
| 504 | Triton | Shower Room Accessibility | \$73,500 | | | \$73,500 |
| 504 | Triton | Storm Sewer Manhole Replacements-West Lot | \$45,000 | | | \$45,000 |

Illinois Community College Board
Table V-12
BUDGETED REVENUE FOR COMMUNITY COLLEGE CONSTRUCTION

| <u>DISTRICT</u> | <u>COLLEGE NAME</u> | <u>PROJECT NAME</u> | <u>LOCAL</u> | <u>STATE</u> | <u>FEDERAL</u> | <u>TOTAL PROJECT COST</u> |
|-----------------|---------------------|------------------------------------|--------------|--------------|----------------|---------------------------|
| 504 | Triton | Technology Building Roof Repl | \$215,000 | | | \$215,000 |
| 504 | Triton | Tuckpointing | \$102,600 | | | \$102,600 |
| 504 | Triton | Underground Stor. Tank Survey | \$25,500 | | | \$25,500 |
| 504 | Triton | Underground Storage Tank Remov | \$61,607 | | | \$61,607 |
| 504 | Triton | Unit Heater Replacement | \$47,500 | | | \$47,500 |
| 504 | Triton | Utility Tunnel Repair | \$25,700 | | | \$25,700 |
| 504 | Triton | Ventilating Corrections | \$180,000 | | | \$180,000 |
| 504 | Triton | Ventilation Corrections | \$359,800 | | | \$359,800 |
| 504 | Triton | Ventilation System 3 Bldgs. | \$804,012 | | | \$804,012 |
| 504 | Triton | Walkway Replacement | \$227,800 | | | \$227,800 |
| 504 | Triton | Walkway/Safety Lighting | \$625,800 | | | \$625,800 |
| 504 | Triton | Water Tower Repairs | \$140,100 | | | \$140,100 |
| 504 | Triton | West Campus Cable Replacement | \$354,500 | | | \$354,500 |
| | Sub Total | | \$15,542,441 | \$11,986,395 | \$0 | \$27,528,836 |
| 516 | Waubonsee | Asbestos Removal | \$50,000 | | | \$50,000 |
| 516 | Waubonsee | Asbestos Removal Phase II | \$300,000 | | | \$300,000 |
| 516 | Waubonsee | Campus Entry Roadway | \$150,000 | | | \$150,000 |
| 516 | Waubonsee | Construct Classroom Bldg. | | | | \$0 |
| 516 | Waubonsee | Construction/Lease Facilities | \$6,200,000 | | | \$6,200,000 |
| 516 | Waubonsee | Domestic Water System Improvements | \$110,000 | | | \$110,000 |
| 516 | Waubonsee | Energy Mgmt System | \$90,000 | | | \$90,000 |
| 516 | Waubonsee | Energy Usage Study-Chiller | \$25,000 | | | \$25,000 |
| 516 | Waubonsee | Exterior Doors & Windows | \$58,800 | | | \$58,800 |
| 516 | Waubonsee | Exterior Lighting Upgrade | | \$161,440 | | \$161,440 |
| 516 | Waubonsee | Exterior Lighting/Phase II | \$80,720 | | | \$80,720 |
| 516 | Waubonsee | Exterior Waterproofing-Dickson | \$50,000 | | | \$50,000 |
| 516 | Waubonsee | Gym Bleacher Replacement | | \$108,900 | | \$108,900 |
| 516 | Waubonsee | Gym Floor Refinishing | \$24,000 | | | \$24,000 |
| 516 | Waubonsee | Hazardous Entrance - Phase III | \$100,000 | | | \$100,000 |
| 516 | Waubonsee | New Campus Entrance-Phase II | \$450,000 | | | \$450,000 |
| 516 | Waubonsee | Parking Lot and Roadway Repair | | \$49,000 | | \$49,000 |
| 516 | Waubonsee | Plumbing System/Sprinkler | \$225,000 | | | \$225,000 |
| 516 | Waubonsee | Rekey Existing Locks | \$25,200 | | | \$25,200 |
| 516 | Waubonsee | Repair Roofs | \$100,000 | | | \$100,000 |
| 516 | Waubonsee | Repair Water Treat. Fac. II | \$275,000 | | | \$275,000 |
| 516 | Waubonsee | Repair Water Treatment | \$100,000 | | | \$100,000 |
| 516 | Waubonsee | Replace Roof Top Units | \$237,705 | | | \$237,705 |
| 516 | Waubonsee | Replace Roof-Von Ohlen Hall | \$100,000 | | | \$100,000 |
| 516 | Waubonsee | Reroof Collins Hall | \$224,000 | | | \$224,000 |
| 516 | Waubonsee | Reroof Dickson Center | \$230,000 | | | \$230,000 |
| 516 | Waubonsee | Resurface Parking Lot | \$2,385 | \$76,955 | | \$79,340 |
| 516 | Waubonsee | Resurface Parking Lot & Sidewalks | | \$80,516 | | \$80,516 |
| 516 | Waubonsee | Roof Inspection & Roofing | \$116,000 | | | \$116,000 |
| 516 | Waubonsee | Southeastern Extension Center | \$3,990,000 | | | \$3,990,000 |
| 516 | Waubonsee | Sprinkler/Plumbing Improvement | \$300,000 | | | \$300,000 |
| 516 | Waubonsee | UST Removal/Replacement | \$50,000 | | | \$50,000 |
| 516 | Waubonsee | Window Replacement | | \$21,997 | | \$21,997 |
| 516 | Waubonsee | Window Replacement, Phase II | | \$71,386 | | \$71,386 |
| | Sub Total | | \$13,663,810 | \$570,194 | \$0 | \$14,234,004 |
| 539 | Wood | ADA Alterations | \$30,850 | | | \$30,850 |
| 539 | Wood | ADA-Accessibility Improvement | \$30,585 | | | \$30,585 |

Illinois Community College Board

Table V-12

BUDGETED REVENUE FOR COMMUNITY COLLEGE CONSTRUCTION

| <u>DISTRICT</u> | <u>COLLEGE NAME</u> | <u>PROJECT NAME</u> | <u>LOCAL</u> | <u>STATE</u> | <u>FEDERAL</u> | <u>TOTAL PROJECT COST</u> |
|-----------------|---------------------|---|---------------|---------------|----------------|---------------------------|
| 539 | Wood | Accessibility Compliance | \$26,200 | | | \$26,200 |
| 539 | Wood | Accessibility Compliance | \$26,620 | | | \$26,620 |
| 539 | Wood | Accessibility Improvements | \$25,000 | | | \$25,000 |
| 539 | Wood | Bituminous Paving, Drainage | | \$26,300 | | \$26,300 |
| 539 | Wood | Buildings B & C- Phase I Campus Development | \$4,080,000 | \$12,240,000 | | \$16,320,000 |
| 539 | Wood | Code Compliance | \$75,000 | | | \$75,000 |
| 539 | Wood | Electric Code Compliance | \$38,600 | | | \$38,600 |
| 539 | Wood | Electrical Emergency Light. | \$43,600 | | | \$43,600 |
| 539 | Wood | Emergency Generation System | \$108,000 | | | \$108,000 |
| 539 | Wood | Emergency Response System | \$69,415 | | | \$69,415 |
| 539 | Wood | Erosion Control & Drainage | \$45,420 | | | \$45,420 |
| 539 | Wood | HVAC Upgrade | \$120,000 | | | \$120,000 |
| 539 | Wood | HVAC and Electrical Repair | \$73,380 | | | \$73,380 |
| 539 | Wood | Mech. Repair Work | \$69,150 | | | \$69,150 |
| 539 | Wood | Parking Lot Repair | | \$78,908 | | \$78,908 |
| 539 | Wood | Partial Roof Replacement | \$43,200 | | | \$43,200 |
| 539 | Wood | Pave Park. Lot & Install Drain | | \$9,000 | | \$9,000 |
| 539 | Wood | Restroom Remodeling | \$18,000 | \$32,100 | | \$50,100 |
| 539 | Wood | STC Lower Level Remodeling | \$245,000 | | | \$245,000 |
| 539 | Wood | STC New Parking Lot | \$182,000 | | | \$182,000 |
| 539 | Wood | STC Road and Parking Area | \$266,000 | | | \$266,000 |
| 539 | Wood | Science & Tech. Building | \$354,500 | \$1,795,500 | | \$2,150,000 |
| 539 | Wood | Site Acquisition | \$118,000 | | | \$118,000 |
| 539 | Wood | Site Acquisition | \$1,275,000 | | | \$1,275,000 |
| 539 | Wood | Site Preparation | \$59,424 | | | \$59,424 |
| 539 | Wood | Structural Improvements | \$233,631 | | | \$233,631 |
| | Sub Total | | \$7,656,575 | \$14,181,808 | \$0 | \$21,838,383 |
| | GRAND TOTAL | | \$651,068,490 | \$218,323,040 | \$110,483 | \$869,792,013 |

SOURCE OF DATA: ICCB Records

BEST COPY AVAILABLE

Illinois Community College Board
Table V-13
BUDGETED REVENUE FOR PERMENANT COMMUNITY COLLEGE FACILITIES
UNDER CONSTRUCTION OR PLANNED AS OF MAY 2002

| <u>Distirct #</u> | <u>District/College Name</u> | <u>Project Name</u> | <u>Local Funding</u> | <u>State Funding</u> | <u>Total Project Budget</u> |
|-------------------|------------------------------|---|----------------------|----------------------|-----------------------------|
| 50101 | Kaskaskia | ADA Accessibility- College Enrollment Center | \$222,841 | | \$222,841 |
| 50101 | Kaskaskia | ADA Signage (Campus Wide) | \$72,160 | | \$72,160 |
| 50101 | Kaskaskia | Auditorium Lighting Upgrade | \$103,400 | | \$103,400 |
| 50101 | Kaskaskia | Mechanical Repairs/Improvements (Campus Wide) | \$1,900,000 | | \$1,900,000 |
| 50101 | Kaskaskia | Roof Replacement-Science/ Tech/Health/Busn | \$113,986 | | \$113,986 |
| 50201 | DuPage | Fire Alarm System Upgrade | \$590,407 | \$609,593 | \$1,200,000 |
| 50201 | DuPage | Instructional Center HVAC Upgrades | \$0 | \$2,228,000 | \$2,228,000 |
| 50301 | Black Hawk | ADA Accessibile Restrooms-E.Campus Blding 3 | \$90,750 | | \$90,750 |
| 50301 | Black Hawk | ADA Improvements | \$88,800 | | \$88,800 |
| 50301 | Black Hawk | Agriculture Education Center | \$717,000 | \$825,000 | \$1,542,000 |
| 50301 | Black Hawk | Asbestos Abatement (Class & Lecture Rooms) | \$194,700 | | \$194,700 |
| 50301 | Black Hawk | Boiler Replacement-Quad Cities Campus | \$604,978 | | \$604,978 |
| 50301 | Black Hawk | Chiller Replacements-Building 3 | \$269,000 | | \$269,000 |
| 50301 | Black Hawk | Energy Conservation-Quad Cities Campus | \$132,451 | | \$132,451 |
| 50300 | Black Hawk | Energy Mgmt/Air Qual. Upgrades | \$574,000 | | \$574,000 |
| 50301 | Black Hawk | HVAC & Window Units-Kewanee | \$270,400 | | \$270,400 |
| 50301 | Black Hawk | HVAC Replacement-Kewanee Blding 1-5 | \$164,780 | | \$164,780 |
| 50301 | Black Hawk | Life Safety Upgrades | \$126,500 | | \$126,500 |
| 50301 | Black Hawk | Parking Lot & Roadway Replacments | \$1,295,000 | | \$1,295,000 |
| 50300 | Black Hawk | Q.C. Campus Lobby Renovations | | \$792,406 | \$792,406 |
| 50301 | Black Hawk | Tunnel Waterproofing/Concrete Repair | \$88,500 | | \$88,500 |
| 50401 | Triton | Asbestos Survey & Abatement | \$300,000 | | \$300,000 |
| 50401 | Triton | Boiler #1 Refurbishing | \$58,500 | | \$58,500 |
| 50401 | Triton | Ceramic Lab Ventilation | \$93,200 | | \$93,200 |
| 50401 | Triton | Construction Defects-LRC | | \$3,800,000 | \$3,800,000 |
| 50401 | Triton | East Campus Parking Lot Rehab | | \$221,540 | \$221,540 |
| 50401 | Triton | East Campus Roadway Repairs | | \$88,275 | \$88,275 |
| 50401 | Triton | Elevator Upgrades-LRC | | \$125,000 | \$125,000 |
| 50401 | Triton | Land/Building at 1708 Main St.in Melrose Park | \$482,000 | | \$482,000 |
| 50401 | Triton | Liberal Arts Structural Defects | \$1,015,000 | \$3,687,000 | \$4,702,000 |
| 50401 | Triton | Potable Water Distribution System Rehab | \$220,000 | \$659,000 | \$879,000 |
| 50401 | Triton | Roadway Resurfacing | | \$161,690 | \$161,690 |
| 50401 | Triton | Roof Rehabilitation - Business Building | | \$167,500 | \$167,500 |
| 50401 | Triton | Roof Replacement - 1708 Main St. Melrose Park | | \$174,600 | \$174,600 |
| 50401 | Triton | Security System Upgrade | \$600,000 | | \$600,000 |
| 50401 | Triton | Stadium Repairs | \$46,200 | | \$46,200 |
| 50401 | Triton | Welding & Auto Shop HVAC/Elec | \$205,950 | | \$205,950 |
| 50501 | Parkland | Chemistry Lab Remodeling | \$550,000 | | \$550,000 |
| 50501 | Parkland | Classroom Instructional Support Addition | \$2,118,000 | \$11,688,000 | \$13,806,000 |
| 50501 | Parkland | Drainage Improvements Phase II | \$800,000 | | \$800,000 |
| 50501 | Parkland | Drainage Improvements Phase III | \$1,050,000 | | \$1,050,000 |
| 50501 | Parkland | Drainage Improvements-Ph.I Parking Lots | \$400,000 | | \$400,000 |
| 50501 | Parkland | Electrical System Upgrades | \$258,000 | | \$258,000 |
| 50501 | Parkland | Renovations in Buildings E and S | | \$490,200 | \$490,200 |
| 50501 | Parkland | Second Floor Academic Wing Connection | \$366,000 | | \$366,000 |
| 50501 | Parkland | Second Floor Academic Wing Connection Ph II | \$700,000 | | \$700,000 |
| 50501 | Parkland | Storage Tank Modifications | \$120,000 | | \$120,000 |
| 50601 | Sauk Valley | Accessility Improvements | \$226,926 | | \$226,926 |

Illinois Community College Board
Table V-13
BUDGETED REVENUE FOR PERMENANT COMMUNITY COLLEGE FACILITIES
UNDER CONSTRUCTION OR PLANNED AS OF MAY 2002

| <u>Distirct #</u> | <u>District/College Name</u> | <u>Project Name</u> | <u>Local Funding</u> | <u>State Funding</u> | <u>Total Project Budget</u> |
|-------------------|------------------------------|---|----------------------|----------------------|-----------------------------|
| 50601 | Sauk Valley | Cooling Towers Replacement | \$320,760 | | \$320,760 |
| 50601 | Sauk Valley | Egress Corrections-2nd Fl West | \$208,375 | | \$208,375 |
| 50601 | Sauk Valley | Electrical System Deficiency Corrections | \$127,234 | | \$127,234 |
| 50601 | Sauk Valley | Exterior Concrete Surface Repair Phase IV | \$231,400 | | \$231,400 |
| 50601 | Sauk Valley | Exterior Concrete Surface Repairs - Ph.III | \$431,880 | | \$431,880 |
| 50601 | Sauk Valley | HVAC Temperature Control Upgrade | \$329,076 | | \$329,076 |
| 50601 | Sauk Valley | Roof Restoration - Buildings T1 & T2 | \$129,010 | | \$129,010 |
| 50601 | Sauk Valley | T-1 Modifications - Local of RAMP project | \$100,742 | | \$100,742 |
| 50601 | Sauk Valley | Underground Storage Tank Remov | \$244,177 | | \$244,177 |
| 50701 | Danville | Parking Lot Overlay-Southwest Parking Area | | \$204,600 | \$204,600 |
| 50701 | Danville | Renovate Vermillion, Cannon, & Prairie Halls | \$3,466,000 | \$10,399,000 | \$13,865,000 |
| 50701 | Danville | Unit Ventilator Heater Replacements | \$184,770 | | \$184,770 |
| 50800 | Chicago-Districtwide | Remodeling for Workforce Preparation Centers | \$1,287,000 | \$3,862,000 | \$5,149,000 |
| 50800 | Chicago-Districtwide | Sidewalk and Parking Lot Improvements | | \$8,000,000 | \$8,000,000 |
| 50801 | Kennedy King | Remodel Culinary Arts Program | \$3,625,000 | \$10,875,000 | \$14,500,000 |
| 50803 | CCC-Malcom X | Allied Health Remodeling | \$1,512,000 | \$4,539,000 | \$6,051,000 |
| 50901 | Elgin | Plaza Deck Restoration/Waterproofing - Ph IV | \$336,000 | | \$336,000 |
| 50901 | Elgin | Student Resource Center/ADA Remodeling | | \$175,423 | \$175,423 |
| 51001 | South Suburban | Classroom Lighting & HVAC Improvements | \$57,600 | | \$57,600 |
| 51001 | South Suburban | Cooling Tower Repairs | \$242,400 | | \$242,400 |
| 51001 | South Suburban | Flood Water Retention | | \$437,000 | \$437,000 |
| 51001 | South Suburban | Performing Arts Center-selected improvements | | \$281,880 | \$281,880 |
| 51001 | South Suburban | Restroom Renovations (selected) | | \$71,040 | \$71,040 |
| 51001 | South Suburban | Various PHS Improvements | \$300,000 | | \$300,000 |
| 51001 | South Suburban | West Roadway Renovation | | \$127,349 | \$127,349 |
| 51101 | Rock Valley | ADA Renovations-Student Center | \$885,000 | | \$885,000 |
| 51101 | Rock Valley | Arts Instructional Center | | \$550,000 | \$550,000 |
| 51101 | Rock Valley | Backflow Valve/Fire Pumps-Samuelson Rd. Ctr. | \$82,600 | | \$82,600 |
| 51101 | Rock Valley | Campus Intercom/PA Sys - Cancel | \$531,000 | | \$531,000 |
| 51101 | Rock Valley | Fire Alarm System Upgrade-Campus Wide | \$1,073,800 | | \$1,073,800 |
| 51101 | Rock Valley | HVAC Utility Upgrade | \$454,300 | | \$454,300 |
| 51101 | Rock Valley | Inter.Guardrail Renov. -Cancel | \$41,840 | | \$41,840 |
| 51101 | Rock Valley | Piping Renovations at Student Center | \$531,000 | | \$531,000 |
| 51101 | Rock Valley | Pond Dredging | \$147,500 | | \$147,500 |
| 51101 | Rock Valley | Theater Remodeling/Expansion | \$8,000,000 | | \$8,000,000 |
| 51101 | Rock Valley | Windoe Replacement-Bell School Road Center | \$42,480 | | \$42,480 |
| 51201 | Harper | 650 Higgins Road Purchase/Remodeling | \$4,000,000 | \$1,000,000 | \$5,000,000 |
| 51201 | Harper | Cafeteria Washroom Renovation | \$89,380 | | \$89,380 |
| 51201 | Harper | Cafeteria Washroom Renovation | | \$235,808 | \$235,808 |
| 51201 | Harper | Multi-Purpose Instructional Bldg./Renovations | \$7,372,900 | \$7,173,200 | \$14,546,100 |
| 51201 | Harper | Northeast Center (NEC) 1999 PHS Alterations | \$1,278,500 | | \$1,278,500 |
| 51201 | Harper | Plumbing System/Cross Connection Controls | \$300,000 | | \$300,000 |
| 51201 | Harper | Roof Repairs-A, B, & C | \$629,996 | | \$629,996 |
| 51201 | Harper | Sidewalk Repairs | \$63,548 | | \$63,548 |
| 51201 | Harper | Sidewalk Replacement | \$569,748 | | \$569,748 |
| 51201 | Harper | Site Development | | \$606,000 | \$606,000 |
| 51201 | Harper | Stair Tread Replacement | \$148,995 | | \$148,995 |
| 51201 | Harper | Tuckpointing | \$440,008 | | \$440,008 |

Illinois Community College Board
Table V-13
BUDGETED REVENUE FOR PERMENANT COMMUNITY COLLEGE FACILITIES
UNDER CONSTRUCTION OR PLANNED AS OF MAY 2002

| <u>Distirt #</u> | <u>District/College Name</u> | <u>Project Name</u> | <u>Local Funding</u> | <u>State Funding</u> | <u>Total Project Budget</u> |
|------------------|------------------------------|---|----------------------|----------------------|-----------------------------|
| 51201 | Harper | Utilities Tunnel and Sewer Upgrade | | \$613,417 | \$613,417 |
| 51201 | Harper | Utility Tunnel Repairs | \$248,325 | | \$248,325 |
| 51201 | Harper | Washroom Upgrade-NEC | \$267,500 | | \$267,500 |
| 51301 | Illinois Valley | Access.Sidewalks & Drainage Improvements-E.C. | \$125,000 | | \$125,000 |
| 51301 | Illinois Valley | ADA Signage Compliance | \$30,000 | | \$30,000 |
| 51301 | Illinois Valley | ADA-Lecture Hall,Music Room,FP Lounge, Aud. | | \$91,265 | \$91,265 |
| 51301 | Illinois Valley | Air Handler/Duct Upgrades-D & E | \$167,786 | | \$167,786 |
| 51301 | Illinois Valley | Air, Moisture, Infiltration/Phase V | \$250,000 | | \$250,000 |
| 51301 | Illinois Valley | Asbestos Abatement - Building C | | \$6,000,000 | \$6,000,000 |
| 51301 | Illinois Valley | Asbestos Removal-Bookstore | \$200,400 | | \$200,400 |
| 51301 | Illinois Valley | Asbestos/Maintenance Bldg. | \$32,040 | | \$32,040 |
| 51301 | Illinois Valley | Campus Wide Security/Surveillance System | \$359,170 | | \$359,170 |
| 51301 | Illinois Valley | College Emergency Waming System | \$325,000 | | \$325,000 |
| 51301 | Illinois Valley | College Emergency Warning System Ph. II | \$250,000 | | \$250,000 |
| 51301 | Illinois Valley | Control Systems Upgrade | \$220,000 | | \$220,000 |
| 51301 | Illinois Valley | Electrical Infrastr. Repairs | \$78,000 | | \$78,000 |
| 51301 | Illinois Valley | Emergency Generator Switchgear | \$110,000 | | \$110,000 |
| 51301 | Illinois Valley | Energy Mgmt.System Upgrade | \$125,000 | | \$125,000 |
| 51301 | Illinois Valley | HVAC Air System- Bldings A,B,C | \$4,723,714 | | \$4,723,714 |
| 51301 | Illinois Valley | HVAC Rework for Bldgs A,B,C | | | \$325,000 |
| 51301 | Illinois Valley | Indoor Air Quality Project | \$30,000 | | \$30,000 |
| 51301 | Illinois Valley | Lighting and Motion Sensors | \$66,097 | | \$66,097 |
| 51301 | Illinois Valley | Partial Ceiling Repalcement | \$96,604 | | \$96,604 |
| 51301 | Illinois Valley | Replace of all A/C for Gym & Cultural Center | \$140,000 | | \$140,000 |
| 51301 | Illinois Valley | Replacement of Kewanee & Iron Fireman Boilers | \$435,000 | | \$435,000 |
| 51401 | Illinois Central | Asbestos Abatement -TK Building | \$92,608 | | \$92,608 |
| 51401 | Illinois Central | Chiller Replacement Phase I | \$387,200 | | \$387,200 |
| 51401 | Illinois Central | Circle Drive Roadway/Drainage Rehab | \$325,000 | | \$325,000 |
| 51401 | Illinois Central | Life Safety Renovations-TK Building | \$2,039,527 | | \$2,039,527 |
| 51401 | Illinois Central | Lighting & Ceiling Upgrade Ph. II | | \$192,000 | \$192,000 |
| 51401 | Illinois Central | Manufacturing Technology Center | | \$9,000,000 | \$9,000,000 |
| 51401 | Illinois Central | Pedestrian Bridge/ ADA Improvements | | \$184,488 | \$184,488 |
| 51401 | Illinois Central | Roof Replacement- Perley Building | \$162,000 | | \$162,000 |
| 51401 | Illinois Central | Sanitary Sewer Rehabilitation Ph. I | \$110,000 | | \$110,000 |
| 51501 | Prairie State | ADA Facilities Compliance | \$2,412,810 | | \$2,412,810 |
| 51501 | Prairie State | Adult Train/Outreach Center(see proj#08-0198) | \$114,000 | \$13,810,800 | \$13,924,800 |
| 51501 | Prairie State | Biology Labs Safety/Accessibility Compliance | \$695,040 | | \$695,040 |
| 51501 | Prairie State | Health Education Center (see proj#0006-0396) | \$5,216,534 | | \$5,216,534 |
| 51501 | Prairie State | Health,Fitness,Recreation Complex | \$9,707,000 | | \$9,707,000 |
| 51501 | Prairie State | Matteson Area Center Acquisition | \$2,596,300 | | \$2,596,300 |
| 51601 | Waubonsee | A/C Chiller Conversion Ph.III | \$300,000 | | \$300,000 |
| 51601 | Waubonsee | AC Chiller Conversion-Phase II | \$400,000 | | \$400,000 |
| 51601 | Waubonsee | ADA Accessible Blding Entrance | \$50,000 | | \$50,000 |
| 51601 | Waubonsee | ADA Accessible Entrance-Erick.Hall Vestibule | \$29,510 | | \$29,510 |
| 51601 | Waubonsee | Campus Security Upgrade | \$200,000 | | \$200,000 |
| 51601 | Waubonsee | Chiller Conversion Phase I | \$350,000 | | \$350,000 |
| 51601 | Waubonsee | Emerg.Lighting Upgrade-Clns. Aklw, Weig Halls | \$118,800 | | \$118,800 |
| 51601 | Waubonsee | Fire Alarm Upgrade-Campuswide | \$100,000 | | \$100,000 |

Illinois Community College Board
Table V-13
BUDGETED REVENUE FOR PERMENANT COMMUNITY COLLEGE FACILITIES
UNDER CONSTRUCTION OR PLANNED AS OF MAY 2002

| <u>Distirct #</u> | <u>District/College Name</u> | <u>Project Name</u> | <u>Local Funding</u> | <u>State Funding</u> | <u>Total Project Budget</u> |
|-------------------|------------------------------|---|----------------------|----------------------|-----------------------------|
| 51601 | Waubonsee | HVAC Upgrade Ph.II | \$1,390,000 | | \$1,390,000 |
| 51601 | Waubonsee | Infrastructure Upgrade | | \$895,600 | \$895,600 |
| 51601 | Waubonsee | Lighting Retrofit Ph.I-Akerlow | \$150,000 | | \$150,000 |
| 51601 | Waubonsee | Power Supply Upgrades | \$50,000 | | \$50,000 |
| 51601 | Waubonsee | Reroof Building A | \$133,415 | | \$133,415 |
| 51601 | Waubonsee | Sanitary Sewer Rehabilitation | \$292,680 | | \$292,680 |
| 51601 | Waubonsee | Site Acquisition | \$800,000 | | \$800,000 |
| 51601 | Waubonsee | Site Drainage Improvements-Akerlow Hall | \$35,640 | | \$35,640 |
| 51601 | Waubonsee | South Parking Lot Repaving | | \$250,000 | \$250,000 |
| 51701 | Lake Land | ADA Washroom Improvements #45 & #46 | \$3,940 | \$94,421 | \$98,361 |
| 51701 | Lake Land | Boiler Replacement | \$350,000 | | \$350,000 |
| 51701 | Lake Land | Classroom (4) Tiered Seating Renovation | | \$129,200 | \$129,200 |
| 51701 | Lake Land | Exhaust/Air Conditioning Replacement QC/QA | \$40,000 | | \$40,000 |
| 51701 | Lake Land | Fitness Center /Field House Renovation | | \$112,500 | \$112,500 |
| 51701 | Lake Land | Lighting Improvements (3 bldings and parking) | \$230,000 | | \$230,000 |
| 51701 | Lake Land | Maintenance Facilities Bldgs (Print & Farm) | \$1,122,260 | | \$1,122,260 |
| 51701 | Lake Land | Parking Lot Modifs Improvements -NE Lot/Road | \$50,000 | | \$50,000 |
| 51701 | Lake Land | Sidewalk Improvements | \$195,000 | | \$195,000 |
| 51701 | Lake Land | Technology Building Phase I | \$997,000 | \$2,992,000 | \$3,989,000 |
| 51701 | Lake Land | Upgrade Library Power Sources | \$97,000 | | \$97,000 |
| 51801 | Sandburg | Acquisition/Remodeling of Galesburg Building | \$1,755,559 | | \$1,755,559 |
| 51801 | Sandburg | ADA Upgrade - East Foyer | \$518,850 | | \$518,850 |
| 51801 | Sandburg | Bleacher Replacement | \$90,485 | | \$90,485 |
| 51801 | Sandburg | Bushnell Extension Center Expansion | \$461,218 | | \$461,218 |
| 51801 | Sandburg | Child Care Facility-Carthage | \$215,245 | | \$215,245 |
| 51801 | Sandburg | Code Compliance in Lower E- Wing | \$138,362 | | \$138,362 |
| 51801 | Sandburg | Computer/Student Center | \$1,096,000 | \$3,708,000 | \$4,804,000 |
| 51801 | Sandburg | Customer Service Area Renovation-Galesburg(E) | \$224,453 | \$201,547 | \$426,000 |
| 51801 | Sandburg | Dental hygiene Building Tuckpointing | \$109,080 | | \$109,080 |
| 51801 | Sandburg | E/F Passageway | \$248,452 | | \$248,452 |
| 51801 | Sandburg | Elevator Replacement -201 E. Main | \$30,678 | \$72,354 | \$103,032 |
| 51801 | Sandburg | Elevator Replacement-Building D | \$140,616 | | \$140,616 |
| 51801 | Sandburg | Fitness Center Expansion | \$419,207 | | \$419,207 |
| 51801 | Sandburg | HVAC Unit in Building F | \$52,636 | | \$52,636 |
| 51801 | Sandburg | Maintenance Building Construction | \$358,057 | | \$358,057 |
| 51801 | Sandburg | Road/Dock Resurfacing | | \$35,150 | \$35,150 |
| 51801 | Sandburg | Roof Replacement at Galesburg Building | \$59,288 | | \$59,288 |
| 51901 | Highland | Air Filtration-Auto Body Shop | \$212,960 | | \$212,960 |
| 51901 | Highland | Sidewalk Replacement/ADA Upgrade | \$384,500 | | \$384,500 |
| 52001 | Kankakee | Workforce Development Center | | \$7,000,000 | \$7,000,000 |
| 52101 | Rend Lake | ADA Lift Replacement and Door Hardware | \$40,000 | | \$40,000 |
| 52101 | Rend Lake | ADA Renovations | \$10,637 | \$91,853 | \$102,490 |
| 52101 | Rend Lake | Allied Health Dept. Renovations | | \$150,000 | \$150,000 |
| 52101 | Rend Lake | Early Notification Warning System | \$210,800 | | \$210,800 |
| 52101 | Rend Lake | Energy Conservation Project | \$713,500 | | \$713,500 |
| 52101 | Rend Lake | HVAC Equipment Replacement | \$41,236 | | \$41,236 |
| 52101 | Rend Lake | Industrial Training Center-Pinckneyville | | \$400,000 | \$400,000 |
| 52101 | Rend Lake | Plumbing and Utilities Renovation Phase II | \$65,473 | \$1,546,420 | \$1,611,893 |

Illinois Community College Board

Table V-13

BUDGETED REVENUE FOR PERMENANT COMMUNITY COLLEGE FACILITIES
UNDER CONSTRUCTION OR PLANNED AS OF MAY 2002

| <u>Distirct #</u> | <u>District/College Name</u> | <u>Project Name</u> | <u>Local Funding</u> | <u>State Funding</u> | <u>Total Project Budget</u> |
|-------------------|------------------------------|---|----------------------|----------------------|-----------------------------|
| 52101 | Rend Lake | Remodel for Technolgy Training Area | \$33,300 | \$255,512 | \$288,812 |
| 52101 | Rend Lake | RLC Mall and One Stop Center | \$4,300,000 | | \$4,300,000 |
| 52101 | Rend Lake | Sidewalk Replacement | \$44,312 | | \$44,312 |
| 52101 | Rend Lake | Theater Stage Floor Replacement | \$54,200 | | \$54,200 |
| 52201 | Southwestern | Aluminum Wiring Ph II-Bellev | \$493,440 | | \$493,440 |
| 52201 | Southwestern | Cafeteria/Code Corrections | \$667,900 | | \$667,900 |
| 52201 | Southwestern | Cafeteria/Kitchen Renovation | | \$417,338 | \$417,338 |
| 52201 | Southwestern | Chemistry Rooms/Labs Update | \$78,020 | | \$78,020 |
| 52201 | Southwestern | Door Hardware Replacement-BC | \$83,770 | | \$83,770 |
| 52201 | Southwestern | Elec Renovations-Belleville | \$224,000 | | \$224,000 |
| 52201 | Southwestern | Electr Renovations Ph I-Bellev | \$192,000 | | \$192,000 |
| 52201 | Southwestern | Electrical System Modifications-PSOP Center | \$38,400 | | \$38,400 |
| 52201 | Southwestern | Electrical System Upgrade-Granite City | \$120,200 | | \$120,200 |
| 52201 | Southwestern | Electrical/Mechanical Renovations-BC | \$263,350 | | \$263,350 |
| 52201 | Southwestern | Elevator (3)Retrofits /Emerg. Lowering Device | \$28,830 | | \$28,830 |
| 52201 | Southwestern | Elevator Installation-PSOP Center | \$200,000 | | \$200,000 |
| 52201 | Southwestern | Fire Alarm/Warning Sys-Ph I Classrooms | \$69,400 | | \$69,400 |
| 52201 | Southwestern | Fire Alarm/Warning System-Library & Cafeteria | \$76,050 | | \$76,050 |
| 52201 | Southwestern | Fire/Warning Sys.-RB/GC/PSOP | \$143,360 | | \$143,360 |
| 52201 | Southwestern | Handicapped Accessible Door Hardware | \$153,300 | | \$153,300 |
| 52201 | Southwestern | HVAC Renovations-Computer Room at Belleville | \$75,500 | | \$75,500 |
| 52201 | Southwestern | Main Campus & Red Bud Renovations | \$739,000 | \$2,216,000 | \$2,955,000 |
| 52201 | Southwestern | Main Corridor Ceiling Wiring Tray-BC | \$303,600 | | \$303,600 |
| 52201 | Southwestern | Main Frame Room Upgrades-Belleville | \$70,900 | | \$70,900 |
| 52201 | Southwestern | Mechanical Renovations-GC/PSOP | \$32,480 | | \$32,480 |
| 52201 | Southwestern | Mechanical Upgrades to Phase I-Belleville | \$393,300 | | \$393,300 |
| 52201 | Southwestern | Parking Lot Expansion at IS Building | \$618,600 | | \$618,600 |
| 52201 | Southwestern | Plumbing Renovations-Bellevill | \$134,400 | | \$134,400 |
| 52201 | Southwestern | Plumbing/Mechanical Renovations BC &RBC | \$51,750 | | \$51,750 |
| 52201 | Southwestern | Plumbing/Restroom Renovations-BC | \$566,700 | | \$566,700 |
| 52201 | Southwestern | Plumbing/Toilet Fixture Additions-BACC | \$109,650 | | \$109,650 |
| 52201 | Southwestern | Red Bud Phase IV Renovations | | \$425,500 | \$425,500 |
| 52201 | Southwestern | Remove Incinerator & Replace Concrete | \$26,000 | | \$26,000 |
| 52201 | Southwestern | Repair Broken Sidewalk & Handicap Access | \$29,700 | | \$29,700 |
| 52201 | Southwestern | Replace Ceiling/Lighting-PSOP Center | \$101,228 | | \$101,228 |
| 52201 | Southwestern | Schmidt Art Center | \$1,778,000 | | \$1,778,000 |
| 52201 | Southwestern | Toilet Room Conversion-Belleville | \$241,900 | | \$241,900 |
| 52201 | Southwestern | Toilet Room Renovation-Belleville | \$104,700 | | \$104,700 |
| 52201 | Southwestern | Tuckpointing & Refinsh Atrium Windows | \$36,300 | | \$36,300 |
| 52301 | Kishwaukee | Campus Building Addition/Remodeling | \$20,557,370 | | \$20,557,370 |
| 52301 | Kishwaukee | Parking Lot Addition | \$168,000 | \$506,000 | \$674,000 |
| 52401 | Moraine Valley | Accessible Pathways around Building B | \$148,875 | | \$148,875 |
| 52401 | Moraine Valley | Air Handler Replacement in Building A | \$822,390 | | \$822,390 |
| 52401 | Moraine Valley | Campus Code Corrections | \$1,165,972 | | \$1,165,972 |
| 52401 | Moraine Valley | Campus Security Phase III | \$186,000 | | \$186,000 |
| 52401 | Moraine Valley | Classroom/Bookstore Facility | \$1,272,367 | \$8,809,200 | \$10,081,567 |
| 52401 | Moraine Valley | Entrance Replacement -Building C | \$127,460 | | \$127,460 |
| 52401 | Moraine Valley | Remodel College Center & Buildings L and T | | \$785,400 | \$785,400 |

Illinois Community College Board

Table V-13

BUDGETED REVENUE FOR PERMENANT COMMUNITY COLLEGE FACILITIES
UNDER CONSTRUCTION OR PLANNED AS OF MAY 2002

| <u>District #</u> | <u>District/College Name</u> | <u>Project Name</u> | <u>Local Funding</u> | <u>State Funding</u> | <u>Total Project Budget</u> |
|-------------------|------------------------------|---|----------------------|----------------------|-----------------------------|
| 52401 | Moraine Valley | Toilet Room Exhaust | \$139,230 | | \$139,230 |
| 52401 | Moraine Valley | Ventilation Systems-Ph II-Bldings A & B | \$352,440 | | \$352,440 |
| 52501 | Joliet | ADA Related Project Improvements | | \$169,617 | \$169,617 |
| 52501 | Joliet | Entrance Ramp Replacement -J Building | \$600,000 | | \$600,000 |
| 52501 | Joliet | Lighting Improvements | \$285,000 | | \$285,000 |
| 52501 | Joliet | Renovate Water Heating System | \$408,968 | | \$408,968 |
| 52501 | Joliet | Roof Replacements Phase I - Main Campus | \$600,000 | | \$600,000 |
| 52501 | Joliet | Theater Remodeling and Rehabilitation | | \$183,490 | \$183,490 |
| 52501 | Joliet | Upgrade Electrical Distr Sys | \$96,630 | | \$96,630 |
| 52601 | Lincoln Land | Asbestos Abatement-1st Floor Menard Hall | \$144,110 | | \$144,110 |
| 52601 | Lincoln Land | Bleacher- Code Modifications | \$33,700 | | \$33,700 |
| 52601 | Lincoln Land | East Entrance and Exit | \$339,400 | | \$339,400 |
| 52601 | Lincoln Land | Millenium Center Conference Room Addition | \$313,000 | \$939,000 | \$1,252,000 |
| 52601 | Lincoln Land | Millennium Center (Rural Educ. & Tech. Ctr) | | \$1,500,000 | \$1,500,000 |
| 52601 | Lincoln Land | Sangamon/Menard Hall Renovations | \$675,000 | | \$675,000 |
| 52601 | Lincoln Land | Sangamon/Menard Hall Renovations | \$904,200 | \$3,777,700 | \$4,681,900 |
| 52601 | Lincoln Land | Western Region Education Center Upgrade | \$1,100,000 | | \$1,100,000 |
| 52701 | Morton | Building Envelope Improvements | \$1,000,000 | | \$1,000,000 |
| 52701 | Morton | East Side Site Development | \$2,463,000 | | \$2,463,000 |
| 52701 | Morton | Hot Water/HVAC Renovation | | \$45,000 | \$45,000 |
| 52701 | Morton | Parking Lots,Roadways, Walkways Replacement | \$1,000,000 | | \$1,000,000 |
| 52701 | Morton | Roofing/Waterproofing Repairs | \$1,155,824 | | \$1,155,824 |
| 52801 | McHenry | Blding A Elevator Improvements | | \$24,000 | \$24,000 |
| 52801 | McHenry | Classroom/Student Services Building | \$3,181,000 | \$8,544,000 | \$11,725,000 |
| 52801 | McHenry | Computer Room A/C and Control Replacement | | \$30,000 | \$30,000 |
| 52801 | McHenry | Planning Classroom/Student Services Building | \$333,333 | \$1,000,000 | \$1,333,333 |
| 52801 | McHenry | Power Assisted Door Openers | | \$64,000 | \$64,000 |
| 52900 | Illinois Eastern | 1999 Districtwide Improvements | \$10,000 | \$94,000 | \$104,000 |
| 52900 | Illinois Eastern | ADA Districtwide Improvements | \$983 | \$157,527 | \$158,510 |
| 52900 | Illinois Eastern | Curtain Replacement | \$55,700 | | \$55,700 |
| 52900 | Illinois Eastern | Districtwide Improvements | \$10,000 | \$212,400 | \$222,400 |
| 52900 | Illinois Eastern | Energy Management Systems Replacement | \$381,200 | | \$381,200 |
| 52900 | Illinois Eastern | Environmental Barriers | \$366,300 | | \$366,300 |
| 52900 | Illinois Eastern | Exit Door Modif.-Olney Central | \$126,000 | | \$126,000 |
| 52900 | Illinois Eastern | FY02 Capital Renewal | | \$215,600 | \$215,600 |
| 52900 | Illinois Eastern | HVAC Systems Replacement | \$1,636,600 | | \$1,636,600 |
| 52900 | Illinois Eastern | Miscellaneous ADA Improvements | \$505,000 | | \$505,000 |
| 52900 | Illinois Eastern | Roof Replacements | \$128,400 | | \$128,400 |
| 52900 | Illinois Eastern | Roofing, Acoustics, Parking Lot, and Walkways | \$10,000 | \$90,500 | \$100,500 |
| 52901 | IECC-Lincoln Trail | Acoustical Control/Pool Lighting | \$102,900 | | \$102,900 |
| 52901 | IECC-Lincoln Trail | Floor Drain Pipe Replacement-LTC Crisp Blding | \$26,600 | | \$26,600 |
| 52901 | IECC-Lincoln Trail | Natorium Dehumidification and Ventilation | \$272,300 | | \$272,300 |
| 52901 | IECC-Lincoln Trail | Natorium Structural Corrections | \$183,100 | | \$183,100 |
| 52902 | IECC-Olney Central | Bleacher Replacement | \$147,600 | | \$147,600 |
| 52902 | Olney Central | Stage Floor Replacement | \$48,400 | | \$48,400 |
| 52903 | IECC-Wabash Valley | Agriculture Program Remodeling and Addition | \$240,064 | | \$240,064 |
| 52903 | Wabash Valley | Exit Modifications | \$61,700 | | \$61,700 |
| 52903 | IECC-Wabash Valley | HVAC Replacement - 3 Buildings | \$145,200 | | \$145,200 |

Illinois Community College Board
Table V-13
BUDGETED REVENUE FOR PERMENANT COMMUNITY COLLEGE FACILITIES
UNDER CONSTRUCTION OR PLANNED AS OF MAY 2002

| <u>Distirt #</u> | <u>District/College Name</u> | <u>Project Name</u> | <u>Local Funding</u> | <u>State Funding</u> | <u>Total Project Budget</u> |
|------------------|------------------------------|---|----------------------|----------------------|-----------------------------|
| 52904 | IECC-Frontier | Exterior Rehab | \$160,400 | | \$160,400 |
| 52904 | IECC-Frontier | HVAC Replacement-Richard Mason Building | \$453,400 | | \$453,400 |
| 52904 | IECC-Frontier | Land & Building Acquisition in Fairfield | \$300,000 | | \$300,000 |
| 52904 | IECC-Frontier | Learning Resource Center | | \$1,772,000 | \$1,772,000 |
| 52904 | IECC-Frontier | Site Paving and Lighting | \$35,800 | | \$35,800 |
| 53001 | Logan | Classroom Additions | \$4,105,200 | \$12,315,900 | \$16,421,100 |
| 53001 | Logan | Classroom Planning | \$136,500 | \$409,400 | \$545,900 |
| 53001 | Logan | Main Entrance Road Improvements | \$206,600 | \$26,400 | \$433,000 |
| 53001 | Logan | Various PHS Projects | \$615,000 | | \$615,000 |
| 53001 | Logan | Workforce/Community Education Facility | | \$8,382,000 | \$8,382,000 |
| 53101 | Shawnee | ADA Accessibility to Gymnasium | | \$53,207 | \$53,207 |
| 53101 | Shawnee | Building Add. & Roof Repairs | \$1,550,792 | \$7,713,208 | \$9,264,000 |
| 53201 | Lake County | ADA accessibilty Projects | | \$205,509 | \$205,509 |
| 53201 | Lake County | Chiller Replacement - C Wing | \$250,000 | | \$250,000 |
| 53201 | Lake County | Circuit Breaker Panels Replacement | \$180,000 | | \$180,000 |
| 53201 | Lake County | Entrance Modifications- Southlake Campus | \$68,500 | | \$68,500 |
| 53201 | Lake County | Fire & Emergency Response System Renovations | \$113,000 | | \$113,000 |
| 53201 | Lake County | Fire Protection System | \$65,000 | | \$65,000 |
| 53201 | Lake County | Fire Suppression/Exhaust Syst/Lancers Kitchen | \$39,000 | | \$39,000 |
| 53201 | Lake County | Lighting Retrofit Ph. II | \$204,000 | | \$204,000 |
| 53201 | Lake County | LRB Boiler and Temperature Control Upgrade | \$278,000 | | \$278,000 |
| 53201 | Lake County | Roof Replacement - Lakeshore South Building | \$132,000 | | \$132,000 |
| 53201 | Lake County | Technology Building Construction-Phase II | \$6,403,000 | \$26,504,000 | \$32,907,000 |
| 53201 | Lake County | Technology Building -Planning | | \$3,483,000 | \$3,483,000 |
| 53201 | Lake County | Tuckpointing and Sealant Repair - A/B Wings | \$156,000 | | \$156,000 |
| 53201 | Lake County | Waterproofing (west side) Lake Shore South | \$72,000 | | \$72,000 |
| 53201 | Lake County | Waterproofing A/B Penthouse Wings | \$170,000 | | \$170,000 |
| 53201 | Lake County | Window (exterior) Sealant Replacement | \$560,000 | | \$560,000 |
| 53201 | Lake County | Window Retrofits A/B Wings | \$174,000 | | \$174,000 |
| 53301 | Southeastern | Robert Gregg Tech Center Remodeling | | \$101,510 | \$101,510 |
| 53401 | Spoon River | Asphalt Sidewalk Replacement | \$116,000 | | \$116,000 |
| 53401 | Spoon River | Engle Hall Renovations & Maintenance Building | \$717,000 | \$2,653,000 | \$3,370,000 |
| 53401 | Spoon River | Galvanized Piping Replacement | \$353,000 | | \$353,000 |
| 53401 | Spoon River | Glass & Glazing Replacement | \$771,000 | | \$771,000 |
| 53401 | Spoon River | HVAC & Plumbing Modifications | \$2,368,000 | | \$2,368,000 |
| 53401 | Spoon River | Lighting Upgrade | \$201,000 | | \$201,000 |
| 53401 | Spoon River | Lighting/Security Upgrades-Parking Lot A,B,C | \$148,500 | | \$148,500 |
| 53401 | Spoon River | Macomb Campus Renovations/Enhancements | | \$500,000 | \$500,000 |
| 53401 | Spoon River | Parking/Entry Drive Upgrade | \$677,000 | | \$677,000 |
| 53501 | Oakton | Lavoratory Resoration Phase II | | \$256,500 | \$256,500 |
| 53501 | Oakton | Performing Arts Center Expansion/Renovation | \$1,952,528 | | \$1,952,528 |
| 53501 | Oakton | Planning for Ray Hartstein Addition | \$130,000 | \$392,000 | \$522,000 |
| 53501 | Oakton | Ray Hartstein Addition-Phase II | \$2,527,000 | \$7,581,000 | \$10,108,000 |
| 53501 | Oakton | Ray Hartstein Campus Expansion | \$3,762,000 | | \$3,762,000 |
| 53601 | Lewis and Clark | Allied Health/Math Blding Ph II | \$3,375,000 | \$10,125,000 | \$13,500,000 |
| 53601 | Lewis and Clark | Bethalto Remodeling/ Sidewalks Improvements | \$365,165 | \$126,095 | \$491,260 |
| 53601 | Lewis & Clark | Campus Improvements | | \$194,700 | \$194,700 |
| 53601 | Lewis and Clark | Campus Improvements | \$3,500,000 | | \$3,500,000 |

Illinois Community College Board
 Table V-13
 BUDGETED REVENUE FOR PERMENANT COMMUNITY COLLEGE FACILITIES
 UNDER CONSTRUCTION OR PLANNED AS OF MAY 2002

| <u>District #</u> | <u>District/College Name</u> | <u>Project Name</u> | <u>Local Funding</u> | <u>State Funding</u> | <u>Total Project Budget</u> |
|-------------------|------------------------------|--|----------------------|----------------------|-----------------------------|
| 53601 | Lewis and Clark | Carpeting,Sidewalk,Step,Door,& Misc Replcmts | | \$291,600 | \$291,600 |
| 53601 | Lewis and Clark | Erickson Chiller/Air Distr. System Upgrades | | \$204,600 | \$204,600 |
| 53601 | Lewis and Clark | N.O. Nelson Site Development | \$3,600,000 | \$2,000,000 | \$5,600,000 |
| 53701 | Richland | Boiler Room Modifications | \$93,900 | | \$93,900 |
| 53701 | Richland | Cooling Tower Piping Replacement | \$240,000 | | \$240,000 |
| 53701 | Richland | Electrical Systems Modifications | \$37,800 | | \$37,800 |
| 53701 | Richland | Elevator Equipment Upgrade | \$48,000 | | \$48,000 |
| 53701 | Richland | Grease Trap Modifications | \$30,000 | | \$30,000 |
| 53701 | Richland | HVAC Upgrade | \$538,000 | | \$538,000 |
| 53701 | Richland | Indoor Air Quality | \$1,933,895 | | \$1,933,895 |
| 53701 | Richland | ing Upgrade-Energy Efficiency | \$180,000 | | \$180,000 |
| 53701 | Richland | Mueller Student Center Renovations | | \$250,000 | \$250,000 |
| 53701 | Richland | Security Lighting (exterior) & Call Boxes | \$78,000 | | \$78,000 |
| 53701 | Richland | Sidewalk Replacements | \$118,800 | | \$118,800 |
| 53701 | Richland | Steam System Modifications | \$63,600 | | \$63,600 |
| 53701 | Richland | Technology/Health Occupations Additions | \$2,313,000 | \$6,939,000 | \$9,252,000 |
| 53901 | Wood | ADA Accessibility Compliance | \$25,000 | | \$25,000 |
| 53901 | Wood | ADA/Code Plumbing Upgrades | \$40,200 | | \$40,200 |
| 53901 | Wood | Building D- Phase II Campus Development | \$1,812,000 | \$5,436,000 | \$7,248,000 |
| 53901 | Wood | Electrical Improvements | \$56,400 | | \$56,400 |
| 53901 | Wood | Greenhouse Addition | \$85,000 | | \$85,000 |
| 53901 | Wood | HVAC Replacement | \$240,000 | | \$240,000 |
| 53901 | Wood | Lighting Retrofits | \$103,200 | | \$103,200 |
| 53901 | Wood | New Campus-Planning | \$623,900 | \$1,871,800 | \$2,495,700 |
| 53901 | Wood | Security/Safety Upgrades | \$42,000 | | \$42,000 |
| 54001 | Heartland | Classroom Addition 2002 | \$3,972,350 | | \$3,972,350 |
| 54001 | Heartland | Emergency Notification System | \$83,000 | | \$83,000 |
| 54001 | Heartland | Phase I Campus Development | \$5,738,600 | \$23,515,900 | \$29,254,500 |

4.

Illinois Community College Board
Table V-14
CAPITAL PROJECTS UNDER CONSTRUCTION
FUNDING AUTHORIZED BY PROTECTION, HEALTH, & SAFETY LEGISLATION

| <u>District</u> | | <u>ICCB Project #</u> | <u>Project Name</u> | <u>Approved Budget</u> |
|------------------|-----------|------------------------------------|---|------------------------|
| Black Hawk | 503 | | | |
| | T | 1080-1198 | Energy Mgmt/Air Qual. Upgrades | \$574,000 |
| | T | 1224-1299 | ADA Accessible Restrooms-E.Campus Blding 3 | \$90,750 |
| | T | 1225-1299 | Energy Conservation-Quad Cities Campus | \$132,451 |
| | T | 1226-1299 | Boiler Replacement-Quad Cities Campus | \$604,978 |
| | T | 1227-1299 | HVAC Replacement-Kewanee Blding 1-5 | \$164,780 |
| | T | 1266-1100 | Asbestos Abatement (Class & Lecture Rooms) | \$194,700 |
| | T | 1267-1100 | Chiller Replacements-Building 3 | \$269,000 |
| | T | 1268-1100 | HVAC & Window Units-Kewanee | \$270,400 |
| | T | 1269-1100 | Life Safety Upgrades | \$126,500 |
| | T | 1270-1100 | Tunnel Waterproofing/Concrete Repair | \$88,500 |
| | T | 1271-1100 | ADA Improvements | \$88,800 |
| | T | 1386-1101 | Parking Lot & Roadway Replacments | \$1,295,000 |
| | Danville | 507 | | |
| T | 1265-1100 | Unit Ventilator Heater Replacemnts | \$184,770 | |
| Harper | 512 | | | |
| | T | 1175-1199 | Washroom Upgrade-NEC | \$267,500 |
| | T | 1179-1199 | Northeast Center (NEC) 1999 PHS Alterations | \$1,278,500 |
| | T | 1307-1200 | Plumbing System/Cross Connection Controls | \$300,000 |
| | T | 1379-1101 | Sidewalk Replacement | \$569,748 |
| | T | 1380-1101 | Tuckpointing | \$440,008 |
| | T | 1381-1101 | Stair Tread Replacement | \$148,995 |
| | T | 1382-1101 | Utility Tunnel Repairs | \$248,325 |
| | T | 1383-1101 | Sidewalk Repairs | \$63,548 |
| | T | 1384-1101 | Roof Repairs-A, B, & C | \$629,996 |
| T | 1385-1101 | Cafeteria Washroom Renovation | \$89,380 | |
| Heartland | 540 | | | |
| T | 1342-0701 | Emergency Notification System | \$83,000 | |
| Highland | 519 | | | |
| | T | 1371-1101 | Sidewalk Replacement/ADA Upgrade | \$384,500 |
| T | 1372-1101 | Air Filtration-Auto Body Shop | \$212,960 | |
| Illinois Eastem | 529 | | | |
| | B | 0922-0697 | Miscellaneous ADA Improvements | \$505,000 |
| | B | 0924-0697 | Exit Door Modif.-Olney Central | \$126,000 |
| | B | 0979-1197 | Environmental Barriers | \$366,300 |
| | B | 0980-1197 | Exit Modifications | \$61,700 |
| | B | 0981-1197 | Curtain Replacement | \$55,700 |
| | B | 0982-1197 | Stage Floor Replacement | \$48,400 |
| | B | 0984-1197 | Roof Replacements | \$128,400 |
| | B | 1289-1100 | Energy Management Systems Replacement | \$381,200 |
| | B | 1290-1100 | HVAC Systems Replacement | \$1,636,600 |
| | B | 1291-1100 | Site Paving and Lighting | \$35,800 |
| | B | 1292-1100 | Exterior Rehab | \$160,400 |
| | B | 1293-1100 | Floor Drain Pipe Replacement-LTC Crisp Blding | \$26,600 |
| B | 1294-1100 | Bleacher Replacement | \$147,600 | |
| Illinois Central | 514 | | | |
| | T | 1272-1100 | Circle Drive Roadway/Drainage Rehab | \$325,000 |
| | T | 1273-1100 | Sanitary Sewer Rehabilitation Ph. I | \$110,000 |
| | T | 1343-0901 | Asbestos Abatement -TK Building | \$92,608 |
| | T | 1344-0901 | Life Safety Renovations-TK Building | \$2,039,527 |
| | T | 1397-1101 | Roof Replacement- Perley Building | \$162,000 |
| T | 1416-0302 | Chiller Replacement Phase I | \$387,200 | |
| Illinois Valley | 513 | | | |

Illinois Community College Board
Table V-14
CAPITAL PROJECTS UNDER CONSTRUCTION
FUNDING AUTHORIZED BY PROTECTION, HEALTH, & SAFETY LEGISLATION

| <u>District</u> | <u>ICCB Project #</u> | <u>Project Name</u> | <u>Approved Budget</u> |
|-----------------|-----------------------|---|------------------------|
| | T 0659-0794 | Asbestos/Maintenance Bldg. | \$32,040 |
| | T 0661-0794 | Asbestos Removal-Bookstore | \$200,400 |
| | T 1029-1297 | Electrical Infrastr. Repairs | \$78,000 |
| | T 1092-1198 | Emergency Generator Switchgear | \$110,000 |
| | T 1093-1198 | Energy Mgmt.System Upgrade | \$125,000 |
| | T 1094-1198 | ADA Signage Compliance | \$30,000 |
| | T 1095-1198 | Indoor Air Quality Project | \$30,000 |
| | T 1098-1198 | College Emergency Warning System | \$325,000 |
| | T 1237-1299 | College Emergency Warning System Ph. II | \$250,000 |
| | T 1238-1299 | Access.Sidewalks & Drainage Improvements-E.C. | \$125,000 |
| | T 1242-1299 | Control Systems Upgrade | \$220,000 |
| | T 1285-1100 | Lighting and Motion Sensors | \$66,097 |
| | T 1286-1100 | Partial Ceiling Rcpalcement | \$96,604 |
| | T 1287-1100 | Campus Wide Security/Surveillance System | \$359,170 |
| | T 1288-1100 | Air Handler/Duct Upgrades-D & E | \$167,786 |
| | T 1345-1001 | HVAC Rework for Bldgs A,B,C | \$325,000 |
| | T 1346-1001 | Replacement of Kewanee & Iron Fireman Boilers | \$435,000 |
| | T 1347-1001 | Replace of all A/C for Gym & Cultural Center | \$140,000 |
| | T 1348-1001 | Air, Moisture, Infiltration/Phase V | \$250,000 |
| Joliet | 525 | | |
| | B 1001-1297 | Renovate Water Heating System | \$408,968 |
| | B 1003-1297 | Upgrade Electrical Distr Sys | \$96,630 |
| | T 1336-1200 | Entrance Ramp Replacement -J Building | \$600,000 |
| | T 1406-1201 | Roof Replacements Phase I - Main Campus | \$600,000 |
| | T 1407-1201 | Lighting Improvements | \$285,000 |
| Kaskaskia | 501 | | |
| | B 1331-1200 | Mechanical Repairs/Improvements (Campus Wide) | \$1,900,000 |
| | T 1335-1200 | ADA Signage (Campus Wide) | \$72,160 |
| | T 1389-1101 | ADA Accessibility- College Enrollment Center | \$222,841 |
| | T 1390-1101 | Roof Replacement-Science/ Tech/Health/Busn | \$113,986 |
| | T 1391-1101 | Auditorium Lighting Upgrade | \$103,400 |
| Lake County | 532 | | |
| | T 0224-1188 | Fire Protection System | \$65,000 |
| | T 1183-1199 | LRC Boiler and Temperature Control Upgrade | \$278,000 |
| | T 1185-1199 | Chiller Replacement - C Wing | \$250,000 |
| | T 1299-1200 | Lighting Retrofit Ph. II | \$204,000 |
| | T 1300-1200 | Circuit Breaker Panels Replacement | \$180,000 |
| | T 1301-1200 | Window Retrofits A/B Wings | \$174,000 |
| | T 1302-1200 | Waterproofing A/B Penthouse Wings | \$170,000 |
| | T 1303-1200 | Waterproofing (west side) Lake Shore South | \$72,000 |
| | T 1401-1201 | Window (exterior) Sealant Replacement | \$560,000 |
| | T 1402-1201 | Fire Suppression/Exhaust Syst/Lancers Kitchen | \$39,000 |
| | T 1403-1201 | Fire & Emergency Response System Renovations | \$113,000 |
| | T 1404-1201 | Tuckpointing and Sealant Repair - A/B Wings | \$156,000 |
| | T 1405-1201 | Roof Replacement - Lakeshore South Building | \$132,000 |
| Lake Land | 517 | | |
| | T 1216-1299 | Roof Replacements-Admin & Student Svcs Blding | \$275,000 |
| | T 1323-1200 | Exhaust/Air Conditioning Replacement QC/QA | \$40,000 |
| | T 1364-1101 | Parking Lot Modifs Improvements -NE Lot/Road | \$50,000 |
| | T 1365-1101 | Upgrade Library Power Sources | \$97,000 |
| | T 1366-1101 | Lighting Improvements (3 bldings and parking) | \$230,000 |
| | T 1367-1101 | Sidewalk Improvements | \$195,000 |
| | T 1368-1101 | Boiler Replacement | \$350,000 |

Illinois Community College Board
Table V-14
CAPITAL PROJECTS UNDER CONSTRUCTION
FUNDING AUTHORIZED BY PROTECTION, HEALTH, & SAFETY LEGISLATION

| <u>District</u> | | <u>ICCB Project #</u> | <u>Project Name</u> | <u>Approved Budget</u> |
|-----------------|-----|-----------------------|--|------------------------|
| Lewis & Clark | 536 | | | |
| | T | 1120-1298 | Campus Improvements | \$3,500,000 |
| Lincoln Land | 526 | | | |
| | B | 1141-1298 | East Entrance and Exit | \$339,400 |
| | B | 1142-1298 | Sangamon/Menard Hall Renovations | \$675,000 |
| | B | 1339-0401 | Asbestos Abatement-1st Floor Menard Hall | \$144,110 |
| | B | 1341-0501 | Western Region Education Center Upgrade | \$1,100,000 |
| Logan | 530 | | | |
| | T | 1251-0400 | Main Entrance Road Improvements | \$433,000 |
| | T | 1370-1101 | Various PHS Projects | \$615,000 |
| Moraine Valley | 524 | | | |
| | T | 1120-1298 | Toilet Room Exhaust | \$139,230 |
| | T | 1203-1299 | Campus Code Corrections | \$1,165,972 |
| | T | 1304-1200 | Ventilation Systems-Ph II-Bldings A & B | \$352,440 |
| | T | 1305-1200 | Entrance Replacement -Building C | \$127,460 |
| | T | 1306-1200 | Accessible Pathways around Building B | \$148,875 |
| | T | 1387-1101 | Air Handler Replacement in Building A | \$822,390 |
| Morton | 527 | | | |
| | T | 0497-0892 | Roofing/Waterproofing Repairs | \$1,155,824 |
| | T | 1101-1198 | Building Envelope Improvements | \$1,000,000 |
| | T | 1409-1201 | Parking Lots,Roadways, Walkways Replacement | \$1,000,000 |
| Parkland | 505 | | | |
| | T | 1115-1198 | Storage Tank Modifications | \$120,000 |
| | T | 1244-1299 | Second Floor Academic Wing Connection | \$366,000 |
| | T | 1246-1299 | Drainage Improvements-Ph.I Parking Lots | \$400,000 |
| | T | 1247-1299 | Electrical System Upgrades | \$258,000 |
| | T | 1337-1200 | Second Floor Academic Wing Connection Ph II | \$700,000 |
| | T | 1338-1200 | Drainage Improvements Phase II | \$800,000 |
| | T | 1411-0102 | Chemistry Lab Remodeling | \$550,000 |
| | T | 1412-0102 | Drainage Improvements Phase III | \$1,050,000 |
| Prairie State | 515 | | | |
| | T | 1010-1297 | ADA Facilities Compliance | \$2,412,810 |
| | T | 1205-1299 | Biology Labs Safety/Accessibility Compliance | \$695,040 |
| Rend Lake | 521 | | | |
| | B | 1117-1198 | Energy Conservation Project | \$713,500 |
| | T | 1201-1299 | ADA Lift Replacement and Door Hardware | \$40,000 |
| | T | 1295-1100 | Early Notification Warning System | \$210,800 |
| | T | 1373-1101 | Theater Stage Floor Replacement | \$54,200 |
| | T | 1374-1101 | Sidewalk Replacement | \$44,312 |
| | T | 1375-1101 | HVAC Equipment Replacement | \$41,236 |
| Richland | 537 | | | |
| | B | 1259-0700 | Indoor Air Quality | \$1,933,895 |
| | T | 1107-1198 | HVAC Upgrade | \$538,000 |
| | T | 1314-1200 | Elevator Equipment Upgrade | \$48,000 |
| | T | 1315-1200 | Grease Trap Modifications | \$30,000 |
| | T | 1316-1200 | Security Lighting (exterior) & Call Boxes | \$78,000 |
| | T | 1318-1200 | Sidewalk Replacements | \$118,800 |
| | T | 1319-1200 | Steam System Modifications | \$63,600 |
| | T | 1320-1200 | Cooling Tower Piping Replacement | \$240,000 |
| | T | 1321-1200 | ing Upgrade-Energy Efficiency | \$180,000 |
| | T | 1395-1101 | Boiler Room Modifications | \$93,900 |
| | T | 1396-1101 | Electrical Systems Modifications | \$37,800 |
| Rock Valley | 511 | | | |

Illinois Community College Board
Table V-14
CAPITAL PROJECTS UNDER CONSTRUCTION
FUNDING AUTHORIZED BY PROTECTION, HEALTH, & SAFETY LEGISLATION

| <u>District</u> | <u>ICCB Project #</u> | <u>Project Name</u> | <u>Approved Budget</u> |
|-----------------|-----------------------|---|------------------------|
| | T 0814-0996 | Campus Intercom/PA Sys - Cancel | \$531,000 |
| | T 0815-0996 | Inter.Guardrail Renov. -Cancel | \$41,840 |
| | T 1277-1100 | Fire Alarm System Upgrade-Campus Wide | \$1,073,800 |
| | T 1279-1100 | Backflow Valve/Fire Pumps-Samuelson Rd. Ctr. | \$82,600 |
| | T 1282-1100 | HVAC Utility Upgrade | \$454,300 |
| | T 1376-1101 | ADA Renovations-Student Center | \$885,000 |
| | T 1377-1101 | Pond Dredging | \$147,500 |
| | T 1378-1101 | Window Replacement-Bell School Road Center | \$42,480 |
| Sandburg | 518 | | |
| | T 1275-1100 | ADA Upgrade - East Foyer | \$518,850 |
| | T 1276-1100 | Elevator Replacement-Building D | \$140,616 |
| | T 1349-1001 | Dental hygiene Building Tuckpointing | \$109,080 |
| | T 1413-0202 | Code Compliance in Lower E- Wing | \$138,362 |
| | T 1414-0202 | Bleacher Replacement | \$90,485 |
| | T 1415-0202 | HVAC Unit in Building F | \$52,636 |
| Sauk Valley | 506 | | |
| | B 0488-0692 | Underground Storage Tank Remov | \$244,177 |
| | T 0456-1191 | Accessibility Improvements | \$226,926 |
| | T 1121-1198 | Egress Corrections-2nd Fl West | \$208,375 |
| | T 1222-1299 | HVAC Temperature Control Upgrade | \$329,076 |
| | T 1296-1100 | Exterior Concrete Surface Repairs - Ph.III | \$431,880 |
| | T 1297-1100 | Roof Restoration - Buildings T1 & T2 | \$129,010 |
| | T 1298-1100 | Electrical System Deficiency Corrections | \$127,234 |
| | T 1398-1201 | T-1 Modifications - Local of RAMP project | \$100,742 |
| | T 1399-1201 | Exterior Concrete Surface Repair Phase IV | \$231,400 |
| | T 1400-1201 | Cooling Towers Replacement | \$320,760 |
| South Suburban | 510 | | |
| | T 1188-1199 | Various PHS Improvements | \$300,000 |
| | T 1392-1101 | Cooling Tower Repairs | \$127,200 |
| | T 1393-1101 | Classroom Lighting & HVAC Improvements | \$57,600 |
| Southwestern | 522 | | |
| | T 0718-0695 | Plumbing Renovations-Bellevill | \$134,400 |
| | T 0796-0496 | Elec Renovations-Belleville | \$224,000 |
| | T 1060-0998 | Mechanical Renovations-GC/PSOP | \$32,480 |
| | T 1061-0998 | Fire/Warning Sys.-RB/GC/PSOP | \$143,360 |
| | T 1062-0998 | Electr Renovations Ph I-Bellev | \$192,000 |
| | T 1063-0998 | Aluminum Wiring Ph II-Bellev | \$493,440 |
| | T 1231-1299 | Main Corridor Ceiling Wiring Tray-BC | \$303,600 |
| | T 1232-1299 | Plumbing/Restroom Renovations-BC | \$566,700 |
| | T 1233-1299 | Door Hardware Replacement-BC | \$83,770 |
| | T 1234-1299 | Fire Alarm/Warning System-Library & Cafeteria | \$76,050 |
| | T 1235-1299 | Electrical/Mechanical Renovations-BC | \$263,350 |
| | T 1236-1299 | Plumbing/Mechanical Renovations BC &RBC | \$51,750 |
| | T 1308-1200 | Elevator (3)Retrofits /Emerg. Lowering Device | \$28,830 |
| | T 1309-1200 | Fire Alarm/Warning Sys-Ph I Classrooms | \$69,400 |
| | T 1310-1200 | Cafeteria/Code Corrections | \$667,900 |
| | T 1311-1200 | Chemistry Rooms/Labs Update | \$78,020 |
| | T 1312-1200 | Plumbing/Toilet Fixture Additions-BACC | \$109,650 |
| | T 1351-1101 | Electrical System Upgrade-Granite City | \$120,200 |
| | T 1352-1107 | Remove Incinerator & Replace Concrete | \$26,000 |
| | T 1353-1101 | Replace Ceiling/Lighting-PSOP Center | \$101,228 |
| | T 1354-1101 | Elevator Installation-PSOP Center | \$200,000 |
| | T 1355-1101 | Electrical System Modifications-PSOP Center | \$38,400 |

Illinois Community College Board
Table V-14
CAPITAL PROJECTS UNDER CONSTRUCTION
FUNDING AUTHORIZED BY PROTECTION, HEALTH, & SAFETY LEGISLATION

| <u>District</u> | <u>ICCB Project #</u> | <u>Project Name</u> | <u>Approved Budget</u> |
|-----------------|-----------------------|---|------------------------|
| | T 1356-1101 | Handicapped Accessible Door Hardware | \$153,300 |
| | T 1357-1101 | Tuckpointing & Refinsh Atrium Windows | \$36,300 |
| | T 1358-1101 | Main Frame Room Upgrades-Belleville | \$70,900 |
| | T 1359-1101 | Mechanical Upgrades to Phase I-Belleville | \$393,300 |
| | T 1360-1101 | Repair Broken Sidewalk & Handicap Access | \$29,700 |
| | T 1361-1101 | Toilet Room Conversion-Belleville | \$241,900 |
| | T 1362-1101 | Toilet Room Renovation-Belleville | \$104,700 |
| Spoon River | 534 | | |
| | B 1124-1298 | Parking/Entry Drive Upgrade | \$677,000 |
| | B 1125-1298 | Asphalt Sidewalk Replacement | \$116,000 |
| | B 1126-1298 | Galvanized Piping Replacement | \$353,000 |
| | B 1127-1298 | HVAC & Plumbing Modifications | \$2,368,000 |
| | B 1128-1298 | Lighting Upgrade | \$201,000 |
| | B 1129-1298 | Glass & Glazing Replacement | \$771,000 |
| | T 1212-1299 | Lighting/Security Upgrades-Parking Lot A,B,C | \$148,500 |
| Triton | 504 | | |
| | T 0615-1293 | Boiler #1 Refurbishing | \$58,500 |
| | T 0899-1296 | Stadium Repairs | \$46,200 |
| | T 1138-1298 | Ceramic Lab Ventilation | \$93,200 |
| | T 1139-1298 | Welding & Auto Shop HVAC/Elec | \$205,950 |
| | T 1171-1199 | Security System Upgrade | \$600,000 |
| | T 1369-1101 | Asbestos Survey & Abatement | \$300,000 |
| Waubonsee | 516 | | |
| | T 0878-1296 | Chiller Conversion Phase I | \$350,000 |
| | T 1025-1297 | AC Chiller Conversion-Phase II | \$400,000 |
| | T 1026-1297 | Power Supply Upgrades | \$50,000 |
| | T 1144-1298 | A/C Chiller Conversion Ph.III | \$300,000 |
| | T 1146-1298 | Lighting Retrofit Ph.I-Akerlow | \$150,000 |
| | T 1147-1298 | ADA Accessible Blding Entrance | \$50,000 |
| | T 1206-1299 | Reroof Building A | \$133,415 |
| | T 1207-1299 | Site Drainage Improvements-Akerlow Hall | \$35,640 |
| | T 1208-1299 | Sanitary Sewer Rehabilitation | \$292,680 |
| | T 1209-1299 | Emerg.Lighting Upgrade-Clns, Aklw, Weig Halls | \$118,800 |
| | T 1210-1299 | ADA Accessible Entrance-Erick.Hall Vestibule | \$29,510 |
| | T 1211-1299 | Fire Alarm Upgrade-Campuswide | \$100,000 |
| | T 1330-1200 | HVAC Upgrade Ph.II | \$1,390,000 |
| | T 1408-1201 | Campus Security Upgrade | \$200,000 |
| Wood | 539 | | |
| | T 0758-1095 | ADA Accessibility Compliance | \$25,000 |
| | T 0865-1296 | Lighting Retrofits | \$103,200 |
| | T 0866-1296 | Electrical Improvements | \$56,400 |
| | T 0867-1296 | Security/Safety Upgrades | \$42,000 |
| | T 0869-1296 | HVAC Replacement | \$240,000 |
| | T 0871-1296 | ADA/Code Plumbing Upgrades | \$40,200 |

Illinois Community College Board
Table V-15
CAPITAL RENEWAL PROJECTS APPROVED FOR FISCAL YEAR 2000

| <u>District</u> | <u>Grant Allocation</u> | <u>Project</u> | <u>Budget</u> |
|------------------|-----------------------------|---|---------------|
| Black Hawk | 80,800 | | |
| Chicago | 758,000 | | |
| Danville | 73,900 | Clock Tower Center- Art Painting Lab | 207,100 |
| DuPage | 237,200 | Fire Alarm System Upgrade | 1,200,000 |
| Elgin | 118,800 | Plaza Deck Restoration/Waterproofing Ph III | 218,800 |
| Harper | 144,600 | | |
| Heartland | 0 | | |
| Highland | 51,200 | | |
| Illinois Central | 114,100 | Lighting & Ceiling Upgrade | 270,633 |
| Illinois Eastern | 90,500 | 1999 Districtwide Improvements | 104,000 |
| Illinois Valley | 54,500 | | |
| Joliet | 106,700 | Theater Remodeling and Rehab | 147,700 |
| | | Child Care Remodeling and Rehab | 110,800 |
| | | Air Quality Improvement | 106,700 |
| | | Technology Bldg. Roofing Project | 187,000 |
| Kankakee | 46,300 | | |
| Kaskaskia | 40,200 | | |
| Kishwaukee | 58,000 | | |
| Lake County | 123,300 | | |
| Lake Land | 47,400 | | |
| | | Theater Renovations | 316,000 |
| Lewis & Clark | 87,100 | Erickson Chiller/Air Distr. System Upgrades | 204,600 |
| Lincoln Land | 57,600 | Utility Line Capacity | 57,600 |
| Logan | 57,700 | Remodeling Project | 535,400 |
| McHenry | 56,900 | | |
| Moraine Valley | 114,900 | | |
| Morton | 41,400 | | |
| Oakton | 109,200 | | |
| Parkland | 84,900 | | |
| Prairie State | 60,900 | | |
| Rend Lake | 45,600 | Remodel for Technology Training Area | 182,300 |
| Richland | 35,700 | | |
| Rock Valley | 83,500 | | |
| Sandburg | 32,400 | | |
| Sauk Valley | 71,000 | | |
| Shawnee | 19,300 | | |
| South Suburban | 93,100 | West Entrance Rehabilitation | 96,700 |
| | | East/West Roadway Repaving | 93,100 |
| | | Robert Gregg Tech Center Remodeling | 101,510 |
| Southeastern | 42,900 | | |
| Southwestern | 90,300 | | |
| Spoon River | 34,000 | | |
| Triton | 146,400 | | |
| Waubonsee | 97,900 | | |
| Wood | 22,600 | | |
| | \$3,630,800 | | \$4,139,943 |

NOTE: Projects may include prior year's capital renewal grant allocations
SOURCE OF DATA: ICCB Records

Illinois Community College Board
Table V-16
CAPITAL RENEWAL PROJECTS APPROVED FOR FISCAL YEAR 2001

| <u>District</u> | <u>Grant Allocation</u> | <u>Project</u> | <u>Budget</u> |
|------------------|-------------------------|--|--------------------|
| Black Hawk | 219,400 | | |
| Chicago | 1,778,700 | | |
| Danville | 204,400 | Porch Columns Replacement - Clock Tower Center | 52,000 |
| | | Energy Management System | 152,400 |
| DuPage | 556,700 | | |
| Elgin | 279,000 | | |
| Harper | 339,100 | | |
| Heartland | 0 | | |
| Highland | 127,700 | | |
| Illinois Central | 275,500 | Lighting and Ceiling Upgrade Phase II | 192,000 |
| Illinois Eastern | 212,400 | Roofing, Acoustics, Parking Lot, and Walkways | 100,500 |
| | | Districtwide Improvements | 222,400 |
| Illinois Valley | 127,900 | | |
| Joliet | 250,400 | | |
| Kankakee | 108,600 | | |
| Kaskaskia | 108,400 | | |
| Kishwaukee | 136,200 | | |
| Lake County | 299,500 | | |
| Lake Land | 112,500 | Fitness Center/Field House Renovation | 112,500 |
| Lewis & Clark | 204,500 | | |
| Lincoln Land | 169,000 | | |
| Logan | 139,700 | | |
| McHenry | 133,600 | Computer Room A/C and Control Replacement | 30,000 |
| Moraine Valley | 269,700 | Remodel College Center and Buildings L and T | 785,400 |
| Morton | 97,100 | | |
| Oakton | 256,200 | | |
| Parkland | 199,200 | Renovations in Buildings E and S | 490,200 |
| Prairie State | 142,900 | | |
| Rend Lake | 109,000 | Allied Health Department Renovations | 150,000 |
| Richland | 83,700 | | |
| Rock Valley | 195,900 | | |
| Sandburg | 92,100 | | |
| Sauk Valley | 166,600 | | |
| Shawnee | 45,200 | | |
| South Suburban | 218,400 | | |
| Southeastern | 103,400 | | |
| Southwestern | 211,800 | Red Bud Phase IV Renovations | 425,500 |
| | | Cafeteria/Kitchen Renovation | 417,338 |
| Spoon River | 86,100 | | |
| Triton | 343,500 | Roof Rehabilitation - Business Building | \$146,000 |
| | | Roof Replacement - 1708 Main St, Melrose Park | \$174,600 |
| Waubensee | 229,800 | | |
| Wood | 53,700 | | |
| | <u>\$8,687,500</u> | | <u>\$3,450,838</u> |

NOTE: Projects may include prior year's capital renewal grant allocations
SOURCE OF DATA: ICCB Records

Illinois Community College Board
Table V-17
CAPITAL RENEWAL PROJECTS APPROVED FOR FISCAL YEAR 2002

| <u>District</u> | <u>Grant Allocation</u> | <u>Project</u> | <u>Budget</u> |
|------------------|-------------------------|--|---------------|
| Black Hawk | \$219,600 | | |
| Chicago | \$1,879,700 | Districtwide - Sidewalk and Parking Lot Improvements | \$8,000,000 |
| Danville | \$204,600 | | |
| DuPage | \$561,400 | | |
| Elgin | \$280,100 | Plaza Deck Restoration/Waterproofing - Ph IV | \$336,000 |
| Harper | \$368,400 | | |
| Heartland | \$38,900 | | |
| Highland | \$127,900 | | |
| Illinois Central | \$319,700 | | |
| Illinois Eastern | \$215,600 | Districtwide - FY02 Capital Renewal | \$215,600 |
| Illinois Valley | \$128,000 | | |
| Joliet | \$257,300 | | |
| Kankakee | \$108,700 | | |
| Kaskaskia | \$94,500 | | |
| Kishwaukee | \$136,500 | | |
| Lake County | \$304,600 | | |
| Lake Land | \$129,200 | Classroom (4) Tiered Seating Renovation | \$129,200 |
| Lewis & Clark | \$204,700 | Carpeting,Sidewalk,Step,Door,& Misc Replcmts | \$291,600 |
| Lincoln Land | \$169,100 | | |
| Logan | \$179,500 | | |
| McHenry | \$133,700 | | |
| Moraine Valley | \$270,000 | | |
| Morton | \$97,200 | | |
| Oakton | \$256,500 | Lavoratory Resoration Phase II | \$256,500 |
| Parkland | \$185,000 | | |
| Prairie State | \$158,300 | | |
| Rend Lake | \$109,100 | | |
| Richland | \$85,800 | Mueller Student Center Renovations | \$250,000 |
| Rock Valley | \$250,700 | Piping Renovations at Student Center | \$531,000 |
| Sandburg | \$92,200 | | |
| Sauk Valley | \$166,800 | | |
| Shawnee | \$45,200 | | |
| South Suburban | \$237,700 | West Roadway Renovation | \$127,349 |
| | | Restroom Renovations (selected) | \$71,040 |
| | | Performing Arts Center-selected improvements | \$281,880 |
| Southeastern | \$103,500 | | |
| Southwestern | \$274,600 | | |
| Spoon River | \$86,200 | | |
| Triton | \$343,800 | | |
| Waubonsee | \$230,100 | South Parking Lot Repaving | \$250,000 |
| Wood | \$53,100 | | |
| | <u>\$8,687,500</u> | | |

NOTE: Projects may include prior year's capital renewal grant allocations
SOURCE OF DATA: ICCB Records



U.S. Department of Education
Office of Educational Research and Improvement (OERI)
National Library of Education (NLE)
Educational Resources Information Center (ERIC)



NOTICE

Reproduction Basis



This document is covered by a signed "Reproduction Release (Blanket)" form (on file within the ERIC system), encompassing all or classes of documents from its source organization and, therefore, does not require a "Specific Document" Release form.



This document is Federally-funded, or carries its own permission to reproduce, or is otherwise in the public domain and, therefore, may be reproduced by ERIC without a signed Reproduction Release form (either "Specific Document" or "Blanket").

EFF-089 (5/2002)