

DOCUMENT RESUME

ED 468 172

HE 035 059

AUTHOR Stowers, Kimberly
TITLE State of Maine Department of Education Postsecondary Completions, 2000.
INSTITUTION Maine State Dept. of Education, Augusta.
PUB DATE 2001-08-00
NOTE 225p.
PUB TYPE Numerical/Quantitative Data (110) -- Reports - Descriptive (141)
EDRS PRICE EDRS Price MF01/PC10 Plus Postage.
DESCRIPTORS Associate Degrees; Bachelors Degrees; *College Graduates; *Degrees (Academic); Enrollment; Ethnicity; Institutional Characteristics; Minority Groups; *Postsecondary Education; *Private Colleges; Professional Education; *Public Colleges; Racial Differences; Sex Differences; Tables (Data)


ABSTRACT

This document provides postsecondary completion data for awards/degrees conferred between July 1, 1999 and June 30, 2000 by each of Maine's public and private colleges and universities. The data are displayed as they relate to each of 10 award levels, that range from "01," "awards of less than 1 academic year below the bachelor's level," and "10," First Professional Degree. Figures are reported for public and private institutions by gender, by racial and ethnic category, and by combined totals, and data for each award level is also displayed by Classification of Instructional Program codes. During the 1999-2000 academic year, a total of 3,790 men and 5,558 women, for a total of 9,348 individuals, graduated from Maine's public and private colleges. These totals reflect a 3.07% increase over the 1998-1999 academic year, and most of this increase was in male graduates. (Contains 15 tables.) (SLD)

STATE OF MAINE
DEPARTMENT OF EDUCATION
POSTSECONDARY COMPLETIONS

2000

PERMISSION TO REPRODUCE AND
DISSEMINATE THIS MATERIAL HAS
BEEN GRANTED BY
E.M. Bither
TO THE EDUCATIONAL RESOURCES
INFORMATION CENTER (ERIC)
1



U.S. DEPARTMENT OF EDUCATION
Office of Educational Research and Improvement
EDUCATIONAL RESOURCES INFORMATION
CENTER (ERIC)
 This document has been reproduced as
received from the person or organization
originating it.
 Minor changes have been made to
improve reproduction quality.
 Points of view or opinions stated in this
document do not necessarily represent
official OERI position or policy.

PREPARED BY KIMBERLY STOWERS
MARGRET CHASE SMITH CENTER INTERN

DEPARTMENT OF EDUCATION
AUGUST, 2001

INTRODUCTION

This document provides postsecondary completion data for awards/degrees conferred between July 1, 1999 and June 30, 2000 by each of Maine's public and private colleges and universities. The data is displayed as it relates to each of ten (10) award levels which vary as follows:

<u>AWARD LEVEL</u>	<u>AWARD DESCRIPTION</u>
01	Awards of less than 1 Academic year below the bachelor's level (less than 900 contact or clock hours)
02	Awards of at least but less than 2 academic years below the bachelor's level (at least 900 but less than 1800 contact or clock hours)
03	Associate's Degree
04	Awards of at least 2 but less than 4 academic years below the bachelor's level (at least 1800 but less than 3600 contact or clock hours)
05	Bachelor's Degree
06	Post baccalaureate Certificate
07	Master's Degree
08	Post- Master's Certificate
09	Doctor's Degree
10*	First Professional Degree

Figures are reported for public and private institutions, by gender, by racial/ethnic category, and by combined totals (Pages 1-68). The data for each award level is also displayed by Classification of Instructional Programs (CIP) codes. Utilizing CIP codes permits a consistency of meaning for reporting completions by program titles. The summary of awards/degrees totaled by award levels and by CIP codes (Pages 69-94) provides an indication of interest by program areas- what has been most sought and what has not. Composites of totals include a summary of the numbers of degrees awarded by each institution (Pages 66-68), a summary of the twenty highest completion rates by award level and fields of study (Pages 95-98).

The figures reported have been derived from the completions data submitted by each of Maine's degree-granting institutions in response to the Integrated Postsecondary Education Data Systems (IPEDS) surveys compiled annually for the National Center for Education Statistics (NCES). The completions survey is one of ten postsecondary education instruments administered through the Maine Department of Education in cooperation with the United States Department of Education. To date, NCES does not compile educational statistics for private businesses, trade and technical schools, hence, this document does not include completions data unique to Maine's Proprietary institutions.

During the 1999-2000 academic year a total of 3,790 men and 5,558 women, for a total of 9,348 individuals, graduated from Maine's Public and private colleges and universities at the associate, bachelor's and graduate levels. This total reflects a 3.07% increase over the 1998-1999 academic year when 3,539 men and 5,530 women, for a total of 9,069 individuals, graduated from Maine's higher education institutions. Nearly 90% of the increase over the 1998-1999 academic year were in male graduates.

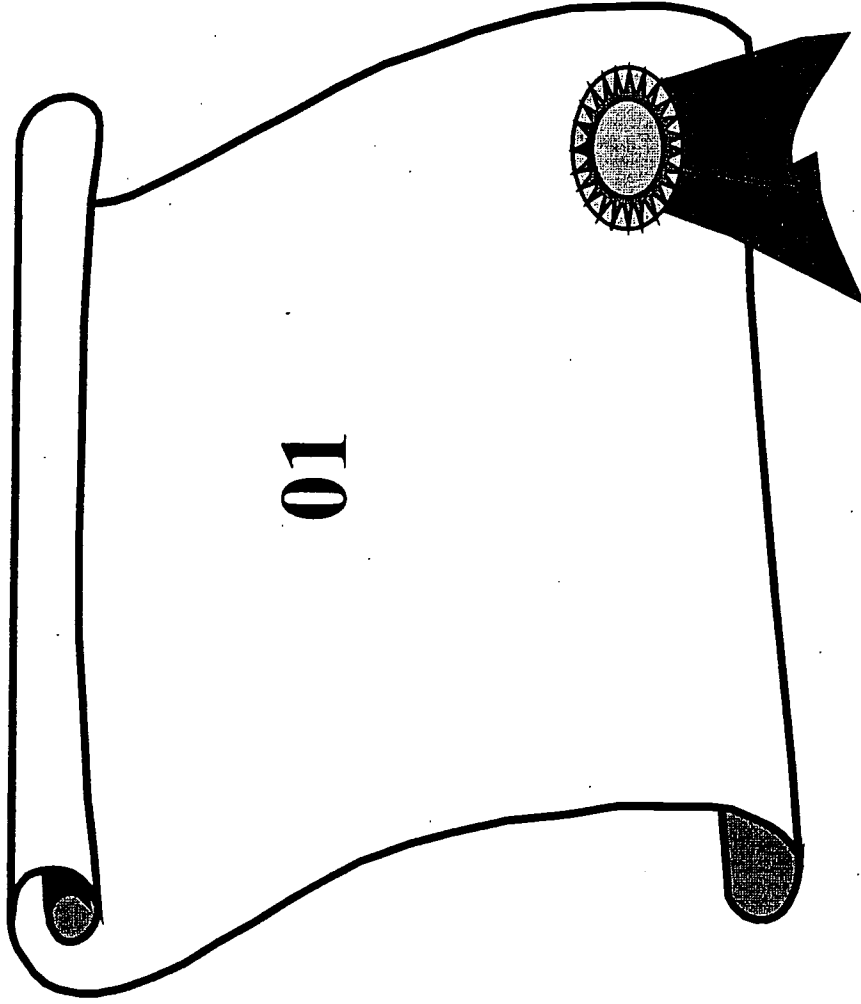
This document was prepared by Kimberly Stowers, a Margaret Chase Smith Center for Public Policy summer intern in the Department of Education. The Department acknowledges her valuable assistance and this contribution to higher education in Maine.

Harry Osgood
Higher Education Specialist

TABLE OF CONTENTS

Award Level 01	Page 1
Award Level 02	Page 2-7
Award Level 03	Page 8-22
Award Level 04	Page 23-24
Award Level 05	Page 25-53
Award Level 06	Page 54
Award Level 07	Page 55-61
Award Level 08	Page 62
Award Level 09	Page 63-64
Award Level 10	Page 65
Summary of Totals by Award Level: Maine Public Colleges and Universities	Page 66
Summary of Totals by Award Level: Maine Private Colleges and Universities	Page 67
Summary of Totals by Award Level: Maine Public and Private Colleges and Universities	Page 68
Summary of Award/Degrees By CIP Codes	Page 69-94
Summary of 20 Highest Completion Rates By Field of Study	Page 95-98

AWARD LEVEL



01: Awards of less than 1 academic year below the bachelor's level (less than 900 contact or clock hours)

**MAINE PUBLIC AND PRIVATE COLLEGES AND UNIVERSITIES
POSTSECONDARY COMPLETIONS
AWARDS/DEGREES CONFERRED BETWEEN JULY 1, 1999 AND JUNE 30, 2000**

INSTITUTIONS:

Award Level	Non Resident Alien		Black Non Hispanic		American Indian or Alaskan Native		Asian or Pacific Islander		Hispanic		White Non Hispanic		Race/Ethnicity Unknown		Grand Total All Students	
	M	F	M	F	M	F	M	F	M	F	M	F	M	F	M	F
Eastern Maine Tech. College																
46.0302																
Electrician	0	0	0	0	0	0	0	0	0	0	1	1	0	0	1	1
EMTC Degree Totals	0	0	0	0	0	0	0	0	0	0	1	1	0	0	1	1

Mid State College

11.0101																
Computer & Info. Sciences, Ge	0	0	0	0	0	0	0	0	0	0	2	0	0	0	2	0
11.0301																
Data Processing Tech./Technici	0	0	0	0	0	0	0	0	0	0	1	0	0	0	1	0
22.0103																
Paralegal/Legal Assistant	0	0	0	0	0	0	0	0	0	0	0	1	0	0	0	1
51.0708																
Medical Transcription	0	0	0	0	0	0	0	0	0	0	0	5	0	0	0	5
MSC Degree Totals	0	0	0	0	0	0	0	0	0	0	3	6	0	0	3	6

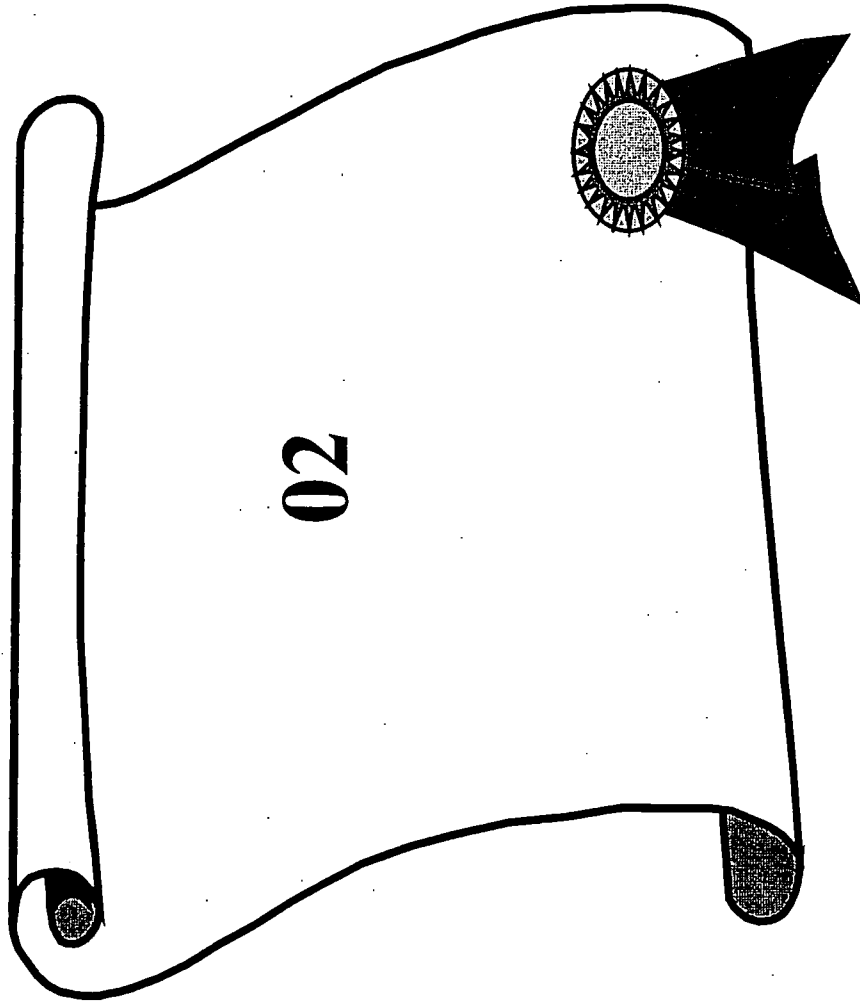
Public Totals

Private Totals

Total All Students

01	0	0	0	0	0	0	0	0	0	0	1	1	0	0	1	1
01	0	0	0	0	0	0	0	0	0	0	3	6	0	0	3	6
01	0	0	0	0	0	0	0	0	0	0	4	7	0	0	4	7

AWARD LEVEL



02: Awards of at least 1 but less than 2 academic years below the bachelor's level (at least 900 but less than 1800 contact or clock hours)

**MAINE PUBLIC COLLEGES AND UNIVERSITIES
POSTSECONDARY COMPLETIONS
AWARDS/DEGREES CONFERRED BETWEEN JULY 1, 1999 AND JUNE 30, 2000**

INSTITUTIONS:

University of Maine (Augusta)

Award Level	Non Resident Alien		Black Non Hispanic		American Indian or Alaskan Native		Asian or Pacific Islander		Hispanic		White Non Hispanic		Race/Ethnicity Unknown		Grand Total All Students	
	M	F	M	F	M	F	M	F	M	F	M	F	M	F	M	F
51.0601																
Dental Assistant	0	0	0	0	0	0	0	0	0	0	0	0	0	0	0	6
<i>UM Augusta Degree Totals</i>	0	0	0	0	0	0	0	0	0	0	0	0	0	0	0	6

Central Maine Technical College

12.0503																
Culinary Arts/Chef Training	0	0	0	0	0	0	0	0	0	0	2	1	2	0	4	1
15.0403																
Electromechanical Tech/Tech	0	0	0	0	0	0	0	0	0	0	0	0	0	0	0	0
15.0405																
Robotics Technology/Tech	0	0	0	0	0	0	0	0	0	0	1	0	0	0	1	0
15.0701																
Occup Safety & Health T/T	0	0	0	0	0	0	0	0	0	0	0	1	1	0	1	1
15.1001																
Construction/Bldg Tech/Tech	0	0	0	0	0	0	0	0	0	0	1	0	0	0	1	0
30.9999																
Multi/Interdisciplinary Studies. O	0	0	0	0	0	0	0	0	0	0	0	1	0	0	0	1
48.0201																
Graphic/Print Equip Oper Gen	0	0	0	0	0	0	0	0	0	0	2	1	0	0	2	1
48.0501																
Machinist/Machine Tech	0	0	0	0	0	0	0	0	0	0	3	0	0	0	3	0
51.0708																
Medical Transcription	0	0	0	0	0	0	0	0	0	0	0	4	0	0	0	4
51.1613																
Practical Nurse (LPN Train)	0	0	0	0	0	0	0	0	0	0	0	3	0	0	0	3
52.0201																
Business Admin & Mgmt Gen	0	0	0	0	0	0	0	0	0	0	1	0	0	0	1	0
52.0201																
Admin. Ass/Secretarial Sci.	0	0	0	0	0	0	0	0	0	0	0	2	0	0	0	2
<i>CMTC Degree Totals</i>	0	0	0	0	0	0	0	0	0	0	10	13	3	0	13	13

INSTITUTIONS:

Eastern Maine Technical College

Award Level	Non Resident Alien		Black Non Hispanic		American Indian or Alaskan Native		Asian or Pacific Islander		Hispanic		White Non Hispanic		Race/Ethnicity Unknown		Grand Total All Students	
	M	F	M	F	M	F	M	F	M	F	M	F	M	F	M	F
12.0599																
Culinary Arts&Related Services	02	0	0	0	1	0	0	0	0	0	0	1	0	0	1	1
48.0508																
Welder/Welding Tech	02	0	0	0	0	0	0	0	0	0	10	0	0	0	10	0
51.1613																
Practical Nurse (LPN Train)	02	0	0	0	0	0	0	0	0	0	0	11	0			
EMTC Degree Totals	02	0	0	0	1	0	0	0	0	0	10	12	0	0	11	1

Kennebec Valley Technical College

24.0199	02	0	0	0	0	0	0	0	0	0	0	3	0	0	0	3
ib. Arts&Sci., Gen Studies&Hu	46.0302	02	0	0	0	0	0	0	0	0	1	0	0	0	1	0
Electrician	46.0302	02	0	0	0	0	0	0	0	0	32	0	0	0	32	0
Lineworker	47.0303	02	0	0	0	0	0	0	0	0	1	1	0	0	1	1
Industrial Maintenance Tech	51.0904	02	0	0	0	0	0	0	0	0	3	1	0	0	3	1
Emergency Medicine Tech/Tec	51.1613	02	0	0	0	0	0	0	0	0	0	3	0	0	0	3
Practical Nurse (LPN Train)	52.0401	02	0	0	0	0	0	0	0	0	0	3	0	0	0	3
Admin Ass/Sec Sd. Gen	3.0404	02	0	0	0	0	0	0	0	0	0	6	0	0	31	6
Forest Products Tech/Tech	KVTC Degree Totals	02	0	0	0	0	0	0	0	0	68	17	0	0	68	17

INSTITUTIONS:

Northern Maine Technical College

Award Level	Non Resident		Black		American		Asian or Pacific		Hispanic		White		Race/ Ethnicity		Grand Total	
	Allen		Non Hispanic		Indian or Alaskan Native		Islander				Non Hispanic		Unknown		All Students	
	M	F	M	F	M	F	M	F	M	F	M	F	M	F	M	F
46.0201	0	0	0	0	0	0	0	0	0	0	2	0	0	0	2	0
Carpenter																
46.9999	0	0	0	0	0	0	0	0	0	0	1	0	0	1	0	
Construction Trades Other																
47.0603	0	0	0	0	0	0	0	0	0	0	3	0	0	3	0	
Auto/Automotive Body Repair																
47.0604	0	0	0	0	0	0	0	0	0	0	2	0	0	2	0	
Auto Automotive Mech/Tech																
47.0699	0	0	0	0	0	0	0	0	0	0	2	0	0	2	0	
Veh/Mobil Equip Mech/ Rep Oth																
48.0101	0	0	0	0	0	0	0	0	0	0	0	0	0	0	0	
Drafting General																
19.0706	0	0	0	0	0	0	0	0	0	0	0	0	0	0	0	
Child Growth, care and Develop																
46.0302	0	0	0	0	0	0	0	0	0	0	0	0	0	0	0	
Electrician																
46.0506	0	0	0	0	0	0	0	0	0	0	1	0	0	1	0	
Plumber and Pipefitter																
47.0104	0	0	0	0	0	0	0	0	0	0	0	0	0	0	0	
Computer Installer and Repairer																
47.0201	0	0	0	0	0	0	0	0	0	0	0	0	0	0	0	
Heating, Air Cond. And Refriger																
48.0506	0	0	0	0	0	0	0	0	0	0	0	0	0	0	0	
Sheet Metal Worker																
51.1613	0	1	0	0	0	0	0	0	0	0	1	8	0	1	9	
Practical Nurse (LPN Train)																
52.0408	0	0	0	0	0	0	0	0	0	0	1	1	0	1	1	
General Office/Clerc. And Typin																

Institution:

Award Level	Non Resident Alien		Black Non Hispanic		American Indian or Alaskan Native		Asian or Pacific Islander		Hispanic		White Non Hispanic		Race/Ethnicity Unknown		Grand Total All Students	
	M	F	M	F	M	F	M	F	M	F	M	F	M	F	M	E
NMTC Cont																
48.0506																
Sheet Metal Worker	0	0	0	0	0	0	0	0	0	0	0	0	0	0	0	0
51.1613																
Practical Nurse (LPN Train)	0	1	0	0	0	0	0	0	0	0	1	8	0	0	1	9
52.0408																
Gen Office/Clerk/Typing SVCS	0	0	0	0	0	0	0	0	0	0	1	1	0	0	1	1
46.0302																
Electrician	0	0	0	0	0	0	0	0	0	0	0	0	0	0	0	0
NMTC Degree Totals	0	1	0	0	0	0	0	0	0	0	13	9	0	0	13	10

Southern Maine Technical College

15.0507	0	0	0	0	0	0	0	0	0	0	0	0	0	0	0	0
Environ & Pollution Cntrl T/T																
24.0199																
Lib Arts, Sci/Gen St Hum Oth	0	0	0	0	0	0	0	0	0	0	0	0	0	0	0	0
43.0201																
Fire Protection/Safety T/T	0	0	0	0	0	0	0	0	0	0	2	0	0	0	2	0
46.0501																
Plumber & Pipe Fitter	0	0	0	0	0	0	0	0	0	0	0	0	0	0	0	0
47.0201																
Heating/Ac/Refrig/Mech/Rep	0	0	0	0	0	0	0	0	0	0	11	0	0	0	11	0
48.0101																
Drafting General	0	0	1	0	0	0	0	0	0	0	2	0	0	0	3	0
51.0708																
Medical Transcription	0	0	0	0	0	0	0	0	0	0	1	0	0	0	1	0
51.0801																
Medical Assistant	0	0	0	0	0	0	0	0	0	0	0	0	0	0	0	0
51.1613																
Practical Nurse (LPN Train)	0	0	0	0	0	1	0	0	0	0	0	11	0	2	0	14
50.0801																
Film/Video and Photo Arts	0	0	0	0	0	0	0	0	0	0	0	0	0	1	0	1
SMTTC Degree Totals	0	0	1	0	0	1	0	0	0	0	16	11	0	3	17	15

Washington County Tech

Award Level	Non Resident		Black		American		Asian or		Hispanic		White		Race/		Grand Total	
	M	F	M	F	M	F	M	F	M	F	M	F	M	F	M	F
02	0	0	0	0	0	0	0	0	0	0	1	4	0	0	1	4
02	0	0	0	0	0	0	0	0	0	0	0	1	0	0	0	1
02	0	0	0	0	0	0	0	0	0	0	4	0	0	0	4	0
02	0	0	0	0	0	0	0	0	0	0	11	1	0	0	11	1
02	0	0	0	0	0	0	0	0	0	0	5	0	0	0	5	0
02	0	0	0	0	0	0	0	0	0	0	6	0	0	0	6	0
02	0	0	0	0	0	0	0	0	0	0	2	1	0	0	2	1
02	0	0	0	0	0	0	0	0	0	0	10	0	0	0	10	0
02	0	0	0	0	0	0	0	0	0	0	10	0	0	0	10	0
02	0	0	0	0	0	0	0	0	0	0	10	1	0	0	10	1
02	0	0	0	0	1	0	0	0	0	0	5	1	0	0	6	1
02	0	0	0	0	0	0	0	0	0	0	7	0	0	0	7	0
02	0	0	0	0	0	0	0	0	0	0	0	9	0	0	0	10
02	0	0	0	0	0	2	0	0	0	0	0	4	0	0	0	6
02	0	0	0	0	0	0	0	0	0	0	8	1	0	0	8	1
02	0	0	0	0	1	2	0	0	0	0	79	23	0	0	80	26
WCTC Degree Totals																

York County Technical College

02	0	0	0	0	0	0	0	0	0	0	0	0	0	0	0	1
02	0	0	0	0	0	0	0	0	0	0	0	0	0	0	2	2
02	0	0	0	0	0	0	0	0	0	0	0	0	0	0	1	0
02	0	0	0	0	0	0	0	0	0	0	0	0	0	1	3	3
YCTC Degree Totals																

**MAINE PRIVATE COLLEGES AND UNIVERSITIES
POSTSECONDARY COMPLETIONS
AWARDS/DEGREES CONFERRED BETWEEN JULY 1, 1999 AND JUNE 30, 2000**

INSTITUTIONS:

Award Level	Non Resident Alien		Black Non Hispanic		American Indian or Alaskan Native		Asian or Pacific Islander		Hispanic		White Non Hispanic		Race/Ethnicity Unknown		Grand Total All Students	
	M	F	M	F	M	F	M	F	M	F	M	F	M	F	M	F
	02	0	0	0	0	0	0	0	0	0	0	0	0	0	0	2
02	0	0	0	0	0	0	0	0	0	0	0	0	0	0	2	5

Andover College

22.0103

Paralegal/Legal Assistant

Andover College Degree Totals

Beal College

22.0103

Paralegal/Legal Assistant

52.0101

Business, General

52.0201

Business Admin & Mgmt Gen

52.0401

Admin Asst/ Sec Sci Gen

Beal College Degree Totals

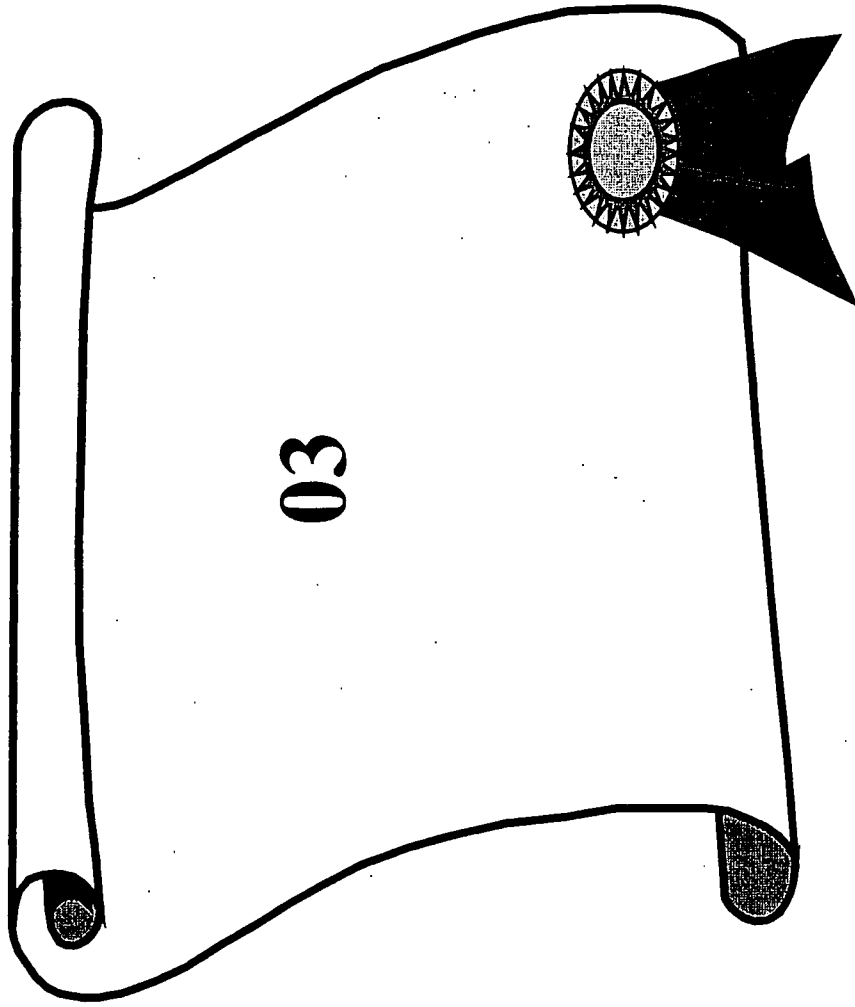
02	0	261	13	0	4	6	0	0	0	2	394	191	8	12	408	192
02	0	0	0	0	0	0	0	0	0	0	1	11	0	0	3	11
02	0	39	13	0	4	6	0	0	0	2	395	202	8	12	411	203

PUBLIC TOTALS

PRIVATE TOTALS

TOTAL ALL STUDENTS

AWARD LEVEL



03: Associate's Degree

BEST COPY AVAILABLE

**MAINE PUBLIC COLLEGES AND UNIVERSITIES
POSTSECONDARY COMPLETIONS
AWARDS/DEGREES CONFERRED BETWEEN JULY 1, 1999 AND JUNE 30, 2000**

INSTITUTIONS:

Award Level	Non Resident Alien		Black Non Hispanic		American Indian or Alaskan Native		Asian or Pacific Islander		Hispanic		White Non Hispanic		Race/Ethnicity Unknown		Grand Total All Students	
	M	F	M	F	M	F	M	F	M	F	M	F	M	F	M	F
Maine Maritime Academy																
52.0799																
Enterprise Mgmt & Oper Other	0	0	0	0	0	0	0	0	0	0	0	0	0	0	0	0
MMA Degree Totals	0	0	0	0	0	0	0	0	0	0	0	0	0	0	0	0
University of Maine (Orono)																
2.0299																
Animal Sciences, Other	0	0	0	0	0	0	0	0	0	0	0	0	0	0	0	0
UM Orono Degree Totals	0	0	0	0	0	0	0	0	0	0	0	0	0	0	0	0

University of Maine (Augusta)

04.0201																
Architecture	0	0	0	0	0	0	0	0	0	0	0	0	0	0	0	0
11.0101																
Computer & Info Science Gen	0	0	0	0	0	0	0	0	0	0	0	0	0	0	0	0
24.0101																
Lib Arts Sci/Lib Studies	0	0	0	0	0	2	0	0	0	0	0	0	0	0	0	0
24.0102																
General Studies	0	0	0	1	0	0	0	0	0	0	0	0	0	0	0	0
25.0301																
Library Assistant	0	0	0	0	0	0	0	0	0	0	0	0	0	0	0	0
43.0104																
Criminal Justice Studies	0	0	0	0	1	0	0	0	0	0	0	0	0	0	0	0
43.0107																
Law Enforcement/Police Sci	0	0	0	0	0	1	0	0	0	0	0	0	0	0	0	0
50.0605																
Photography	0	0	0	0	0	0	0	0	0	0	0	0	0	0	0	0

BEST COPY AVAILABLE

INSTITUTIONS:

UM Augusta Cont.

Award Level	Non Resident Alien		Black Non Hispanic		American Indian or Alaskan Native		Asian or Pacific Islander		Hispanic		White Non Hispanic		Race/Ethnicity unknown		Grand Total All Students	
	M	F	M	F	M	F	M	F	M	F	M	F	M	F	M	F
03	0	0	0	0	0	0	0	0	0	0	0	1	0	0	0	1
03	0	0	0	0	0	0	0	0	0	0	3	0	0	0	3	0
03	0	0	0	0	0	0	0	0	0	0	0	10	0	0	0	10
03	0	0	0	0	0	0	0	0	0	0	0	4	0	0	0	4
03	0	0	0	0	0	1	0	0	0	0	7	72	0	0	7	73
03	0	0	0	0	0	3	0	0	0	0	6	47	0	0	6	50
03	0	0	0	0	0	2	0	0	0	0	10	37	0	0	10	39
03	0	0	0	0	0	0	0	0	0	0	0	22	0	0	0	22
03	0	0	0	0	0	0	0	0	0	0	2	18	0	0	2	18
03	0	0	0	0	0	0	0	0	0	0	0	1	0	0	0	1
03	0	0	0	1	1	9	0	0	0	0	68	289	0	0	69	299

UNIVERSITY OF MAINE(Fort Kent)

Award Level	Non Resident Alien		Black Non Hispanic		American Indian or Alaskan Native		Asian or Pacific Islander		Hispanic		White Non Hispanic		Race/Ethnicity unknown		Grand Total All Students	
	M	F	M	F	M	F	M	F	M	F	M	F	M	F	M	F
03	2	2	0	0	0	1	0	0	0	0	10	16	0	0	12	19
03	2	2	0	0	0	1	0	0	0	10	16	0	0	12	19	

24.0101

Lib Arts Sci/Lib Studies

UMFK Degree Totals

Award Level Non Resident Alien Non Hispanic Black Non Hispanic Asian or Pacific Islander Hispanic White Non Hispanic Race/Ethnicity unknown Grand Total All Students

Award Level	Non Resident Alien		Black Non Hispanic		American Indian or Alaskan Native		Asian or Pacific Islander		Hispanic		White Non Hispanic		Race/Ethnicity unknown		Grand Total All Students	
	M	F	M	F	M	F	M	F	M	F	M	F	M	F	M	F
University of Maine (Machias)																
20.0201																
03	0	0	0	0	0	0	0	0	0	0	0	3	0	0	0	3
24.0101																
03	0	0	0	0	0	0	0	0	0	1	4	0	0	1	5	
31.0301																
03	0	1	0	0	1	0	0	0	0	1	1	0	0	2	2	
52.0301																
03	0	0	0	0	0	0	0	0	0	1	3	0	0	1	3	
52.0401																
03	0	0	0	0	0	1	0	0	0	0	7	0	0	0	8	
52.1201																
03	0	0	0	0	0	0	0	0	0	0	1	0	0	0	1	
52.0701																
03	0	0	0	0	0	0	0	0	0	3	2	0	0	3	2	
UMM Degree Totals	0	1	0	0	1	1	0	0	0	3	19	0	0	4	21	
University of Maine (Presque Isle)																
24.0101																
03	1	0	0	0	0	0	1	0	0	0	2	6	0	0	4	6
43.0104																
03	0	0	0	1	0	0	0	0	0	7	5	0	0	7	6	
31.0101																
03	0	0	0	0	0	0	0	0	0	2	1	0	0	2	1	
51.1004																
03	0	0	0	0	0	0	0	0	0	0	1	0	0	0	1	
UMPL Degree Totals	1	0	0	1	0	0	1	0	0	11	13	0	0	13	14	

Award Level	Non Resident Alien		Black Non Hispanic		American Indian or Alaskan Native		Asian or Pacific Islander		Hispanic		White Non Hispanic		Race/Ethnicity unknown		Grand Total All Students	
	M	F	M	F	M	F	M	F	M	F	M	F	M	F	M	F
University of Southern Maine																
24.0101																
03	0	0	0	1	0	0	0	0	0	5	29	0	0	5	30	
51.2309																
03	0	0	0	0	0	0	0	0	0	1	7	0	0	1	7	
52.0201																
03	0	0	0	0	1	0	0	0	0	13	19	0	0	14	19	
USM Degree Totals	0	0	0	1	1	0	0	0	0	19	55	0	0	20	56	

INSTITUTIONS:
Central Maine Technical College

Award Level	Non Resident Alien		Black Non Hispanic		American Indian or Alaskan Native		Asian or Pacific Islander		Hispanic		White Non Hispanic		Race/Ethnicity Unknown		Grand Total All Students	
	M	F	M	F	M	F	M	F	M	F	M	F	M	F	M	F
03	0	0	0	0	0	0	0	0	0	0	5	1	0	1	5	2
03	0	0	0	0	0	0	0	0	0	0	8	0	0	1	8	1
03	0	0	0	0	0	0	0	0	0	0	3	3	0	0	3	3
03	0	0	0	0	0	0	0	0	0	0	2	0	0	0	2	0
03	0	0	0	0	0	0	0	0	0	0	0	0	0	0	0	0
03	0	0	0	0	0	0	0	0	1	0	7	2	0	1	8	3
03	0	0	0	0	0	0	0	0	0	0	16	2	3	1	19	3
03	0	0	0	0	0	0	0	0	0	0	1	1	0	0	1	1
03	0	0	0	0	0	0	0	0	0	0	9	11	2	1	11	12
03	0	0	0	0	0	0	0	0	0	0	12	0	2	0	14	0

Award Level	Non Resident		Black		American		Asian or Pacific Islander		Hispanic		White Non Hispanic		Race/Ethnicity Unknown		Grand Total All Students	
	M	F	M	F	M	F	M	F	M	F	M	F	M	F	M	F
GMTC Cont.																
51.0907																
Medical Radiologic Tech/Tech	03	0	0	0	0	0	0	0	0	0	1	7	0	1	1	8
51.1004																
Medical Laboratory Tech/Tech	03	0	0	0	0	0	0	0	0	0	1	2	0	1	1	3
51.1601																
Nursing (RN Training)	03	0	0	0	0	0	0	0	0	0	1	16	0	1	1	17
52.0201																
Business Admin & Mgmt Gen	03	0	0	0	0	1	0	0	0	0	11	13	1	2	12	16
52.0302																
Accounting Technician	03	0	0	0	0	0	0	0	0	0	1	1	0	2	1	3
52.0401																
Admin Ass/Sec Sci Gen	03	0	0	0	0	0	0	0	0	0	0	3	0	1	0	4
10.0199																
Communications technol./tech.	03	0	0	0	0	0	0	0	0	0	4	0	4	0	8	0
15.0805																
Mechanical Engineering/Mech.	03	0	0	0	0	0	0	0	0	0	2	0	0	0	2	0
19.0706																
Child Growth, Care & Develop.	03	0	0	0	0	0	0	0	0	0	0	2	0	0	0	2
47.0104																
Computer Installer and Repairer	03	0	0	0	0	1	0	0	1	0	14	5	2	1	17	0
GMTC Degree Totals	03	0	0	0	0	2	0	2	0	98	69	14	14	114	85	

Eastern Maine Tech. College.

12.0599																
Culinary Arts/Rel Svcs, Oth	03	0	0	0	0	0	0	0	0	0	4	3	0	0	4	3
15.0303																
Elect/Electron/Comm Eng T/T	03	0	0	0	0	0	0	0	0	0	5	0	0	0	5	0
15.0399																
Elect/Elect Eng Rel T/T Other	03	0	0	0	0	0	0	0	0	0	3	0	0	0	3	0
15.1001																
Construction/Bldg Tech/Tech	03	0	0	0	0	0	0	0	0	0	4	0	0	0	4	0
30.9999																
Multi/Interdisc Studs Other	03	0	0	0	0	0	0	0	0	3	4	4	0	3	4	4
47.0201																
Heating/AC/Refrig Mech/Rep	03	0	0	0	0	0	0	0	0	0	3	0	0	0	3	0
48.0501																
Machinis/Machine Tech	03	0	0	0	0	0	0	0	0	0	6	0	0	0	6	0
48.0508																
Welder/Welding Tech	03	0	0	0	0	0	0	0	0	0	10	0	0	0	10	0
51.0907																
Medical Radiologic Tech/Tech	03	0	0	0	0	0	0	0	0	0	3	4	0	0	4	4

BEST COPY AVAILABLE

INSTITUTIONS:

Award Level	Non Resident Alien		Black Non Hispanic		American Indian or Alaskan Native		Asian or Pacific Islander		Hispanic		White Non Hispanic		Race/Ethnicity Unknown		Grand Total All Students	
	M	F	M	F	M	F	M	F	M	F	M	F	M	F	M	F
EMTC Cont																
51.1004 Medical Laboratory Tech	0	0	0	0	0	0	0	0	0	0	0	3	0	0	0	3
51.1601 Nursing (RN Training)	0	0	0	0	0	0	0	0	0	0	3	22	0	0	3	22
52.0201 Business Admin & Mgmt Gen	0	0	0	0	0	0	0	0	0	1	6	19	0	0	6	20
47.0699 Veh/Mobil Equip Mech/Rep Oth	0	0	0	0	0	0	0	0	0	0	2	0	0	0	2	0
52.0401 Admin Ass/Sec Sci Gen	0	0	0	0	0	0	0	0	0	0	1	5	0	0	1	5
46.9999 Construction Trades, Other	0	0	0	0	0	0	0	0	0	0	0	0	0	0	0	0
47.0302 Heavy Equipment Main. And Re	0	0	0	0	0	0	0	0	0	0	0	0	0	0	0	0
EMTC Degree Totals	0	0	0	0	1	0	0	0	0	1	54	60	0	0	55	61

Kennebec Valley Tech. College

3.0404 Forest Products Tech/Tech	0	0	0	0	0	0	0	0	0	0	12	1	0	0	12	1
13.1501 Teacher Ass/Aide	0	0	0	0	0	0	0	0	0	0	0	18	0	0	0	18
15.0303 Elec/Electron/Comm Eng T/T	0	0	0	0	0	0	0	0	0	0	13	0	0	0	13	0
41.0101 Bioscience Technology	0	0	0	0	0	0	0	0	0	0	1	4	0	0	1	4
46.0302 Electrician	0	0	0	0	0	0	0	0	0	0	21	1	0	0	21	1
51.0707 Medical Records Tech/Tech	0	0	0	0	0	0	0	0	0	0	0	5	0	0	0	5
51.0806 Physical Therapy Assistant	0	0	0	0	0	0	0	0	0	0	1	7	0	0	1	7
51.0904 Emergency Medicine Tech/Tec	0	0	0	0	0	0	0	0	0	0	1	0	0	0	1	0
51.0907 Medical Radiologic Tech/Tech	0	0	0	0	0	0	0	0	0	0	0	0	0	0	0	0
51.0908 Respiratory Therapy Tech	0	0	0	0	0	0	0	0	0	0	5	4	0	0	5	4
51.1601 Nursing (RN Training)	0	0	0	0	0	0	0	0	0	0	1	15	0	0	1	15

INSTITUTIONS:

Award Level	Non Resident Alien		Black Non Hispanic		American Indian or Alaskan Native		Asian or Pacific Islander		Hispanic		White Non Hispanic		Race/Ethnicity Unknown		Grand Total All Students	
	M	F	M	F	M	F	M	F	M	F	M	F	M	F	M	F
KVTC Cont																
52.0302																
Accounting Technician	03	0	0	0	0	0	0	0	0	0	0	0	0	0	0	9
52.0401																
Admin Ass/Sec Sci Gen	03	0	0	0	0	0	0	0	0	0	0	0	0	0	0	5
52.0403																
Legal Admin Ass/Secretary	03	0	0	0	0	0	0	0	0	0	0	0	0	0	0	2
52.0404																
Medical Admin Ass/Secretary	03	0	0	0	0	0	0	0	0	0	0	0	0	0	0	7
52.1401																
Bus Marketing & Marketing Mg	03	0	0	0	0	0	0	0	0	0	4	5	0	0	4	5
51.0801																
Medical Assistant	03	0	0	0	0	0	0	0	0	0	0	0	0	0	0	7
51.0803																
Occupational Therapy Asst	03	0	0	0	0	0	0	0	1	0	0	0	0	0	1	9
30.9999																
Multi/interdisciplinary Studies	03	0	0	0	0	0	0	0	0	0	1	0	0	0	1	0
46.9999																
Construction Trades	03	0	0	0	0	0	0	0	0	0	0	0	0	0	0	2
KVTC Degree Totals	03	0	0	0	0	0	0	0	1	0	60	97	0	0	61	97
Northern Maine Tech. College																
01.0101																
Agri Business & Mgmt Gen	03	0	0	0	0	0	0	0	0	0	1	1	0	0	1	1
11.0201																
Computer Programming	03	1	0	0	0	0	0	0	0	0	7	0	0	0	8	0
15.0303																
Elect/Electron/Comm Eng T/T	03	0	0	0	0	0	0	0	0	0	1	2	0	0	1	2
15.0404																
Instrumentation Tech/Tech	03	0	0	0	0	0	0	0	0	0	1	0	0	0	1	0
24.0199																
Lib Arts Sci/Gen St Hum Other	03	0	0	0	0	0	0	0	0	0	0	0	0	0	0	0
46.0201																
Carpenter	03	0	0	0	0	0	0	0	0	0	1	1	0	0	1	1

BEST COPY AVAILABLE

INSTITUTIONS:

Award Level	Non Resident Alien		Black Non Hispanic		American Indian or Alaskan Native		Asian or Pacific Islander		Hispanic		White Non Hispanic		Race/Ethnicity Unknown		Grand Total All Students	
	M	F	M	F	M	F	M	F	M	F	M	F	M	F	M	F
NMTC Cont																
46.0302																
Electrician																
47.0104																
Computer Install & Repair																
47.0603																
Auto/Automotive Body Repair																
47.0604																
Auto/Automotive Mech/Tech																
48.0101																
Drafting General																
48.0506																
Sheet Metal Worker																
51.1601																
Nursing (RN Training)																
52.0201																
Business Admin & Mgmt Gen																
52.0302																
Accounting Technician																
52.0402																
Executive Assistant/Secretary																
52.0403																
Legal Admin Asst/Secretary																
52.0404																
Medical Admin Asst/Secretary																
52.1201																
Mgt Infosys/Bus Data Proc Gen																

Award Level	Non Resident Alien		Black Non Hispanic		American Indian or Alaskan Native		Asian or Pacific Islander		Hispanic		White Non Hispanic		Race/Ethnicity Unknown		Grand Total All Students	
	M	F	M	F	M	F	M	F	M	F	M	F	M	F	M	F
NMTC Cont																
52.0205	0	0	0	0	0	0	0	0	0	0	0	0	0	0	0	0
Operations Mgmt, Supervision																
52.1204	0	0	0	0	0	1	0	0	0	0	0	0	0	0	0	0
Information Tech																
46.9999	0	0	0	0	0	0	0	0	0	0	0	0	0	0	0	0
Construction Trades, Other																
19.0706	0	0	0	0	0	0	0	0	0	0	0	0	0	0	0	0
Child Growth, Care & Develop.																
24.0102	0	0	0	0	0	0	0	0	0	0	0	0	0	0	0	0
General Studies																
30.9999	0	0	0	0	0	0	0	0	0	0	0	0	0	0	0	0
Multi/Interdisciplinary Studies																
47.0699	0	0	0	0	0	0	0	0	0	0	0	0	0	0	0	0
Vehicle&Mob. Equip.Mech&Rep																
51.0904	0	0	0	0	0	0	0	0	0	0	0	0	0	0	0	0
Emergency Medical Tech.																
52.1204	0	0	0	0	0	0	0	0	0	0	0	0	0	0	0	0
Business Systems Net. And Tel																
03	4	4	0	0	0	3	1	0	0	0	0	0	0	0	0	0
NMTC Degree Totals																
Southern Maine Tech. College																
01.0601	0	0	0	0	0	0	0	0	0	0	0	0	0	0	0	0
Horticult Svcs Oper/Mgmt Gen																
13.1204	0	0	0	0	0	0	0	0	0	0	0	0	0	0	0	0
Pre Elem/EC/Kindergn Tchr Ed																
15.0301	0	0	3	0	0	1	0	1	0	0	0	29	7	5	1	37
Computer Eng Tech/Tech																
15.0303	1	0	1	0	0	0	0	0	0	0	0	10	1	3	0	15
Elect/Electron/Comm Eng T/T																
15.0599	0	0	0	0	0	0	0	0	0	0	0	3	0	0	0	3
Environ Cirtl Tech/Tech Other																
20.0401	0	0	0	0	0	0	0	0	0	0	0	18	14	2	1	20
Institution Food Wkr/Adm Gen																
20.0404	0	0	0	0	0	1	0	0	0	0	0	3	9	0	4	3
Dietician Assistant																
40.0702	0	0	0	0	0	0	0	0	0	0	0	4	3	0	0	4
Oceanography																

INSTITUTIONS:

Award Level	Non Resident Alien		Black Non Hispanic		American Indian or Alaskan Native		Asian or Pacific Islander		Hispanic		White Non Hispanic		Race/Ethnicity Unknown		Grand Total All Students	
	M	F	M	F	M	F	M	F	M	F	M	F	M	F	M	F
SMTC Cont																
43.0107																
Law Enforcement/Police Sci																
43.0201	03	0	0	0	0	0	0	0	0	0	21	9	7	1	28	10
Fire Protection/Safety T/T																
46.0201	03	0	0	0	0	0	0	0	0	0	14	0	5	0	19	0
Carpenter																
46.0302	03	0	0	0	0	0	0	0	0	0	10	0	0	0	10	0
Electrician																
47.0201	03	0	0	0	0	0	0	0	0	0	12	0	0	0	12	0
Heating/AC/Refrig Mech/Rep																
47.0604	03	0	0	0	0	0	0	0	0	0	4	1	0	0	4	1
Auto/Automotive Mech/Tech																
48.0501	03	0	0	0	0	0	0	0	0	0	1	0	0	0	1	0
Machinist/Machine Tech																
50.0402	03	0	0	0	0	0	0	0	0	0	6	0	1	0	7	0
Graphic Des/Comm Art/Illust																
51.0901	03	0	0	1	0	0	0	0	0	0	15	5	5	0	21	5
Cardiovascular Tech/Tech																
51.0905	03	0	0	0	0	0	0	0	0	0	2	4	0	0	2	4
Nuclear Medicine Tech/Tech																
51.0907	03	0	0	0	0	0	0	0	0	0	1	4	0	0	1	4
Medical Radiologic Tech/Tech																
51.0908	03	0	0	0	0	0	0	0	0	0	1	8	0	1	1	10
Respiratory Therapy Tech																
	03	0	0	0	0	1	0	0	0	0	2	7	0	0	3	7

INSTITUTIONS:

Award Level	Non Resident Alien		Black Non Hispanic		American Indian or Alaskan Native		Asian or Pacific Islander		Hispanic		White Non Hispanic		Race/Ethnicity Unknown		Grand Total All Students	
	M	F	M	F	M	F	M	F	M	F	M	F	M	F	M	F
SMTC Cont																
51.0909	0	0	0	0	0	0	0	0	0	0	0	0	0	0	0	0
Surgical/Operating Room Tech																
51.1601	0	0	0	0	0	0	0	0	0	0	4	20	0	3	4	23
Nursing (RN Training)																
52.0204	0	0	0	0	0	0	0	0	0	1	1	15	0	6	1	22
Office Supervision & Mgmt																
52.0902	0	0	0	0	0	0	0	0	0	0	1	0	1	2	2	2
Hotel/Motel/Restaurant Mgmt																
52.0201	0	0	0	0	1	1	0	0	0	0	3	7	3	2	7	10
Business Admin & Mgmt, Gen																
51.0904	0	0	0	0	0	0	0	0	0	0	4	2	0	1	4	3
Emerg Medical Tech/Tech																
15.0399	0	0	0	0	0	0	0	0	0	0	7	0	1	0	8	0
Elec/Electron Eng Rel Tech																
50.0699	0	0	0	0	0	0	0	0	0	0	5	0	0	0	5	0
Film/Video & Photo Arts																
24.0102	0	0	0	0	0	0	0	0	0	0	0	3	0	0	0	3
General Studies																
24.0199	0	0	0	0	0	0	0	0	0	0	0	0	0	0	0	0
0	0	0	0	0	0	0	0	0	0	0	0	0	0	0	0	0
SMTC Degree Totals	1	0	5	0	2	3	0	2	0	1	181	136	32	23	221	164
Washington County Tech. College																
15.1001	0	0	0	0	0	0	0	0	0	0	0	0	0	0	0	0
Construction/Building Tech/Tec																
20.0404	0	0	0	0	0	0	0	0	0	0	1	3	0	0	1	3
Dietician Assistant																
30.9999	0	0	0	0	0	0	0	0	0	0	3	0	0	0	3	0
Multi/Interdisc Stuids Other																
48.9999	0	0	0	0	0	0	0	0	0	0	0	0	0	0	0	0
Precision Products Trade, Other																
52.0299	0	0	0	0	0	2	0	0	0	0	1	6	0	0	1	8
Business Admin & Mgmt, Oth																
52.1299	0	0	0	0	0	2	0	0	0	1	0	18	0	0	0	21
Bus Info & Data Proc Svcs Othe																
47.0604	0	0	0	0	0	0	0	0	0	0	2	0	0	0	2	0
Auto/Automotive Mech/Tech																
WCTC Degree Totals	0	0	0	0	0	4	0	0	0	1	7	27	0	0	7	32
Public Totals	15	14	39	6	12	42	4	4	6	19	1118	1673	101	76	1267	1813

**MAINE PRIVATE COLLEGES AND UNIVERSITIES
POSTSECONDARY COMPLETIONS
AWARDS/DEGREES CONFERRED BETWEEN JULY 1, 1999 AND JUNE 30, 2000**

INSTITUTIONS:

Award Level	Non Resident Alien		Black Non Hispanic		American Indian or Alaskan Native		Asian or Pacific Islander		Hispanic		White Non Hispanic		Race/Ethnicity Unknown		Grand Total All Students	
	M	F	M	F	M	F	M	F	M	F	M	F	M	F	M	F
Andover College																
22.0103																
Paralegal/Legal Assistant	0	0	0	1	0	1	0	0	1	0	1	16	0	0	2	18
43.0104																
Criminal Justice Studies	0	0	0	0	0	0	0	0	0	0	7	8	0	0	7	8
51.0801																
Medical Assistant	0	0	0	1	0	0	0	0	0	1	1	38	0	0	1	40
52.0201																
Business Admin & Mgmt Gen	0	0	0	3	0	0	0	0	1	0	4	21	0	0	5	24
52.0301																
Accounting	0	0	0	0	0	0	0	1	0	0	0	18	0	0	0	19
52.0401																
Admin Asst/Sec Sci Gen	0	0	0	1	0	0	0	1	0	0	0	25	0	0	0	27
52.1201																
Gen	0	0	2	0	0	0	1	0	1	0	22	23	0	0	26	23
20.0201																
Child Care/Guid. Work&Manag.	0	0	0	0	0	0	0	0	0	0	0	0	0	0	0	0
52.0903																
Travel-Tourism Management	1	0	0	0	0	0	0	0	0	0	0	6	0	0	1	6
Andover Degree Totals	1	0	2	6	0	0	1	2	2	1	35	155	0	0	41	164
Beal College																
22.0103																
Paralegal/Legal Assistant	0	0	0	0	0	0	0	0	0	0	0	1	0	1	0	2
51.0705																
Medical Office Mgmt	0	0	0	0	0	0	0	0	0	0	0	2	0	0	0	2
51.0801																
Medical Assistant	0	0	0	0	0	0	0	0	0	0	0	17	0	3	0	20
52.0201																
Business Admin & Mgmt Gen	0	0	0	0	0	0	0	0	0	0	2	4	1	3	3	7
52.0204																
Office Supervision & Mgmt	0	0	0	0	0	0	0	0	0	0	0	0	0	1	0	1
52.0301																
Accounting	0	0	0	0	0	0	0	0	0	0	1	5	1	3	2	8

INSTITUTIONS:

Award Level	Non Resident Alien		Black Non Hispanic		American Indian or Alaskan Native		Asian or Pacific Islander		Hispanic		White Non Hispanic		Race/Ethnicity Unknown		Grand Total All Students	
	M	F	M	F	M	F	M	F	M	F	M	F	M	F	M	F
Beal College Cont																
52.0401																
Admin Assl/Sec Sci Gen	0	0	0	0	0	2	0	0	0	0	0	2	0	2	0	6
52.0903																
Travel - Tourism Management	0	0	0	0	0	0	0	0	0	0	4	6	0	0	4	6
43.0104																
Criminal Justice Studies	0	0	0	0	0	0	0	0	0	11	5	5	2	0	13	5
52.0404																
Medical Administrative Assl/Sec	0	0	0	0	0	0	0	0	0	0	7	7	0	1	0	8
Beal College Degree Totals	0	0	0	0	0	2	0	0	0	18	49	49	4	14	22	65

Award Level	Non Resident Alien		Black Non Hispanic		American Indian or Alaskan Native		Asian or Pacific Islander		Hispanic		White Non Hispanic		Race/Ethnicity Unknown		Grand Total All Students	
	M	F	M	F	M	F	M	F	M	F	M	F	M	F	M	F
Husson College																
9.0101																
Communications, General	0	0	0	0	0	0	0	0	0	0	0	0	0	0	0	0
11.0401																
Information Sci & Systems	0	0	0	0	0	0	0	1	0	0	4	5	0	0	4	6
22.0103																
Paralegal/Legal Assistant	0	0	0	0	0	0	0	0	0	0	0	1	0	0	0	1
51.0801																
Medical Assistant	0	0	0	0	0	0	0	0	0	0	7	7	0	0	0	7
52.0201																
Business Admin & Mgmt Gen	0	1	0	0	0	0	2	0	0	0	5	13	0	0	7	14
52.0301																
Accounting	0	0	0	0	0	0	0	0	0	0	6	6	0	0	0	6
52.0402																
Executive Assistant/Secretary	0	1	0	0	0	0	0	0	0	0	2	2	0	0	0	3
52.0403																
Legal Admin Assit/Secretary	0	0	0	0	0	0	0	0	0	0	0	0	0	0	0	0
Husson College Degree Totals	0	2	0	0	0	0	2	1	0	9	34	34	0	0	11	37

Award Level	Non Resident Alien		Black Non Hispanic		American Indian or Alaskan Native		Asian or Pacific Islander		Hispanic		White Non Hispanic		Race/Ethnicity Unknown		Grand Total All Students	
	M	F	M	F	M	F	M	F	M	F	M	F	M	F	M	F
Mid-State College																
08.1199																
03	0	0	0	0	0	0	0	0	0	0	0	0	0	0	0	7
03	0	0	0	0	0	0	0	0	0	0	0	0	0	0	0	1
03	0	0	0	0	0	0	0	0	0	0	0	0	0	0	0	7
03	0	0	0	0	0	0	0	0	0	0	0	0	0	0	0	5
03	0	0	0	0	0	0	0	0	0	0	0	0	0	0	0	2
03	0	0	0	0	0	0	0	0	0	0	0	0	0	0	0	1
03	0	0	0	0	0	0	0	0	0	0	0	0	0	0	0	5
03	0	0	0	0	0	0	0	0	0	0	0	0	0	0	0	2
03	0	0	0	0	0	0	0	0	0	0	0	0	0	0	0	1
03	0	0	0	0	0	0	0	0	0	0	0	0	0	0	0	29

Mid-State College Degree Totals

Award Level	Non Resident Alien		Black Non Hispanic		American Indian or Alaskan Native		Asian or Pacific Islander		Hispanic		White Non Hispanic		Race/Ethnicity Unknown		Grand Total All Students	
	M	F	M	F	M	F	M	F	M	F	M	F	M	F	M	F
Saint Joseph's College																
51.0907																
03	0	0	0	0	0	0	0	0	0	0	0	0	0	0	0	8
03	0	0	0	0	0	0	0	0	0	0	0	0	0	0	0	0
03	0	0	0	0	0	0	0	0	0	0	0	0	0	0	0	1
03	0	0	0	0	0	0	0	0	0	0	0	0	0	0	0	8

Saint Joseph's College Degree Totals

Award Level	Non Resident Alien		Black Non Hispanic		American Indian or Alaskan Native		Asian or Pacific Islander		Hispanic		White Non Hispanic		Race/Ethnicity Unknown		Grand Total All Students	
	M	F	M	F	M	F	M	F	M	F	M	F	M	F	M	F
Thomas College																
8.0102																
03	0	0	0	0	0	0	0	0	0	0	0	0	0	0	0	2
03	0	0	0	0	0	0	0	0	0	0	0	0	0	0	0	1
03	0	0	0	0	0	0	0	0	0	0	0	0	0	0	0	18
03	0	0	0	0	0	0	0	0	0	0	0	0	0	0	0	2
03	0	0	0	0	0	0	0	0	0	0	0	0	0	0	0	4
03	0	0	0	0	0	0	0	0	0	0	0	0	0	0	0	4
03	0	0	0	0	0	0	0	0	0	0	0	0	0	0	0	4
03	0	0	0	0	0	0	0	0	0	0	0	0	0	0	0	4
03	0	0	0	0	0	0	0	0	0	0	0	0	0	0	0	4
03	0	0	0	0	0	0	0	0	0	0	0	0	0	0	0	5
03	0	0	0	0	0	0	0	0	0	0	0	0	0	0	0	1
03	0	0	0	0	0	0	0	0	0	0	0	0	0	0	0	38

Thomas College Degree Totals

INSTITUTIONS:

Award Level	Non Resident Alien		Black Non Hispanic		American Indian or Alaskan Native		Asian or Pacific Islander		Hispanic		White Non Hispanic		Race/Ethnicity Unknown		Grand Total All Students	
	M	F	M	F	M	F	M	F	M	F	M	F	M	F	M	F
03	0	0	0	0	0	0	0	0	0	0	2	4	0	0	2	4
03	0	0	0	0	0	0	0	0	0	1	2	0	0	0	1	2
03	0	0	0	0	0	0	0	0	0	3	6	0	0	3	6	

Unity College

03.0102 Environmental Sci/Studs
24.0101

Lib Arts Sci/Lib Studies
Unity College Degree Totals

University of New England

03	0	0	0	0	0	0	0	0	0	0	0	34	0	0	0	34
03	0	0	0	0	0	0	0	0	0	2	19	0	0	1	2	21
03	0	0	0	0	0	0	0	0	0	2	53	0	0	2	55	

51.0602

Dental Hygienist

51.1699

Nursing Other
UNE Degree Totals

03	15	14	39	6	12	42	4	4	6	19	1118	1673	101	76	1267	1813
----	----	----	----	---	----	----	---	---	---	----	------	------	-----	----	------	------

PUBLIC TOTALS

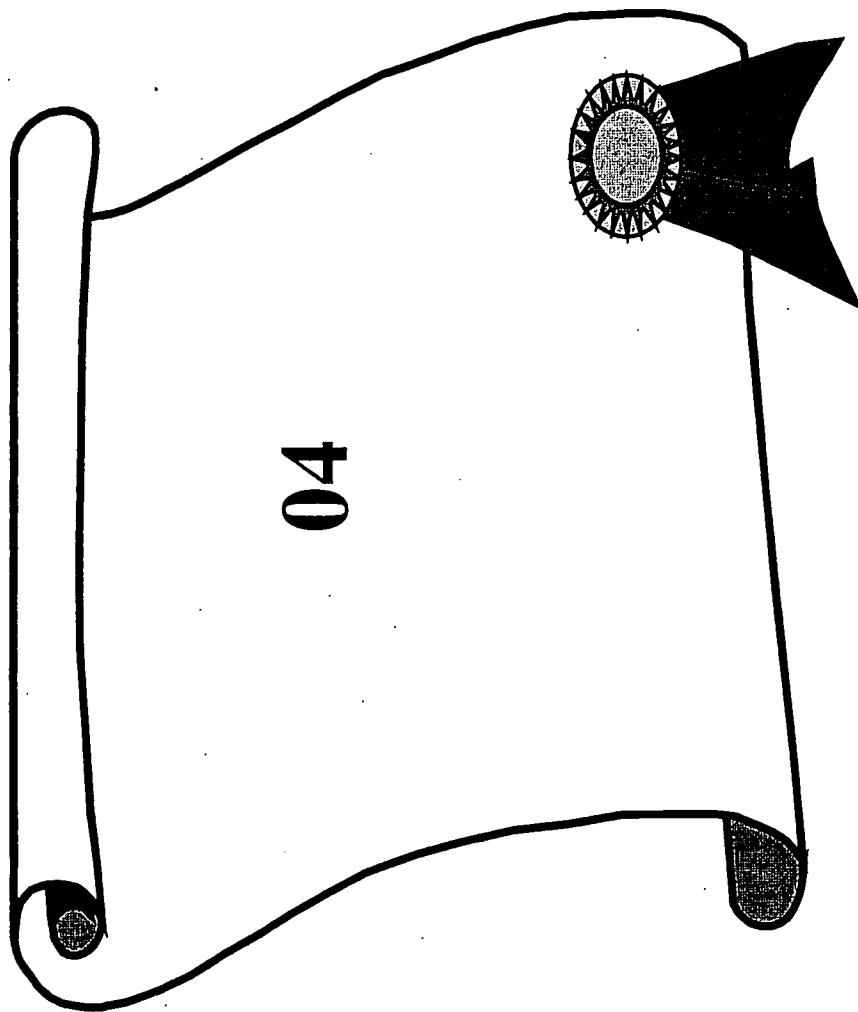
03	2	4	4	12	0	5	6	6	3	5	144	643	13	84	174	753
----	---	---	---	----	---	---	---	---	---	---	-----	-----	----	----	-----	-----

PRIVATE TOTALS

03	17	18	43	18	12	47	10	10	22	11	1262	2,316	114	160	1,441	2,566
----	----	----	----	----	----	----	----	----	----	----	------	-------	-----	-----	-------	-------

TOTAL ALL STUDENTS

AWARD LEVEL



04: Awards of at least 2 but less than 4 academic years below the bachelor's level (at least 1800 but less than 3600 contact or clock hours)

**MAINE PUBLIC COLLEGES AND UNIVERSITIES
POSTSECONDARY COMPLETIONS
AWARDS/DEGREES CONFERRED BETWEEN JULY 1, 1999 AND JUNE 30, 2000**

Award Level	Non Resident Alien		Black Non Hispanic		American Indian or Alaskan Native		Asian or Pacific Islander		Hispanic		White Non Hispanic		Race/Ethnicity Unknown		Grand Total All Students	
	M	F	M	F	M	F	M	F	M	F	M	F	M	F	M	F
Eastern Maine Technical College																
15.1001																
Construction/Bldg Tech/Tech																
47.0201	0	0	0	0	0	0	0	0	0	0	2	0	0	0	2	0
Heating/AC/Refrig Mech/Rep																
47.0699	0	0	0	0	0	0	0	0	0	0	11	0	0	0	11	0
Veh/Mobil Equip Mech/Rep																
48.0508	0	0	0	0	0	0	0	0	0	0	4	0	0	0	4	0
Welder/Welding Tech																
47.0302	0	0	0	0	0	0	0	0	0	0	6	0	0	0	6	0
Heavy Equip Maint/Repair																
48.0508	0	0	0	0	0	0	0	0	0	0	1	0	0	0	1	0
Machinist/Machine Technologist																
EMTC Degree Totals	0	0	0	0	0	0	0	0	0	0	26	0	0	0	26	0
Northern Maine Technical College																
15.0404																
Instrumentation Tech/Tech																
46.0201	0	0	0	0	0	0	0	0	0	0	2	0	0	0	2	0
Carpenter																
46.0302	0	0	0	0	0	0	0	0	0	0	4	0	0	0	4	0
Electrician																
46.9999	0	0	0	0	0	0	0	0	0	0	6	0	0	0	6	0
Construction Trades Oth																
47.0104	0	0	0	0	0	0	0	0	0	0	6	0	0	0	6	0
Computer Install & Repair																
47.0603	0	0	0	0	0	0	0	0	0	0	0	0	0	0	0	0
Auto/Automotive Body Repair																
47.0604	0	0	0	0	0	0	0	0	0	0	1	0	0	0	1	0
Auto/Automotive Mech/Tech																
47.0699	0	0	0	0	0	0	0	0	0	0	7	0	0	0	7	0
Veh/Mobil Equip Mech/Rep Oth																
48.0101	0	0	0	0	0	0	0	0	0	0	7	0	0	0	7	0
Drafting General																
48.0506	0	0	0	0	0	0	0	0	0	0	3	0	0	0	3	0
Sheet Metal Worker																
52.1201	0	0	0	0	0	0	0	0	0	0	0	0	0	0	0	0
Proc.																
NMTC Degree Totals	0	0	0	0	0	0	0	0	0	0	39	0	0	0	39	0

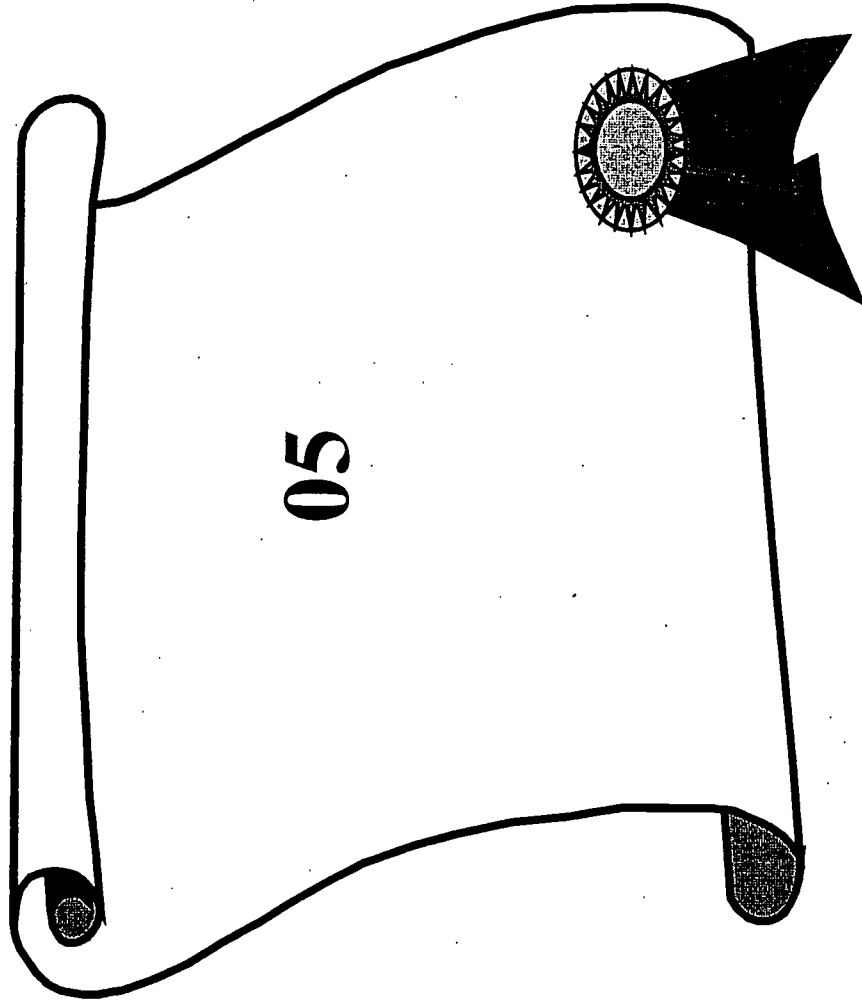
INSTITUTIONS:

Southern Maine Technical College

Award Level	Non Resident Alien		Black Non Hispanic		American Indian or Alaskan Native		Asian or Pacific Islander		Hispanic		White Non Hispanic		Race/Ethnicity Unknown		Grand Total All Students	
	M	F	M	F	M	F	M	F	M	F	M	F	M	F	M	F
20.0401																
Institution Food Wkr/Adm Gen	0	0	0	0	0	0	0	0	0	0	2	0	0	0	2	0
46.0201																
Carpenter	0	0	0	0	0	0	0	0	0	0	3	0	0	0	3	0
46.0302																
Electrician	0	0	0	0	0	0	0	0	0	0	1	0	0	0	1	0
47.0604																
Auto/Automotive Mech/Tech	0	0	0	0	0	0	0	0	0	0	2	0	1	0	3	0
48.0501																
Machinis/Machine Tech	0	0	0	0	0	0	0	0	0	0	0	0	1	0	1	0
SMTC Degree Totals	0	0	0	0	0	0	0	0	0	0	8	0	2	0	10	0
TOTAL ALL STUDENTS	0	0	0	0	0	0	0	0	0	0	138	0	2	0	140	0

* No Level 04 awards were issued by Maine Private Colleges and Universities

AWARD LEVEL



05: Bachelor's Degree

BEST COPY AVAILABLE

**MAINE PUBLIC COLLEGES AND UNIVERSITIES
POSTSECONDARY COMPLETIONS
AWARDS/DEGREES CONFERRED BETWEEN JULY 1, 1999 AND JUNE 30, 2000**

INSTITUTIONS:

Award Level	Non Resident Alien		Black Non Hispanic		American Indian or Alaskan Native		Asian or Pacific Islander		Hispanic		White Non Hispanic		Race/Ethnicity Unknown		Grand Total All Students		
	M	F	M	F	M	F	M	F	M	F	M	F	M	F	M	F	
Maine Maritime Academy																	
14.2201																	
05	1	0	0	0	0	0	0	0	0	0	0	43	2	0	0	44	2
14.2701																	
05	0	0	0	0	0	0	0	0	0	0	0	5	0	0	0	5	0
15.9999																	
05	0	0	0	0	0	0	0	0	1	0	0	21	0	0	0	22	0
26.9999																	
05	0	0	0	0	0	0	0	0	0	0	4	10	0	0	4	10	
49.0309																	
05	1	0	0	0	0	0	0	0	0	0	29	2	0	0	30	2	
52.1101																	
05	0	0	0	0	0	0	0	0	0	0	1	3	0	0	1	3	
05	2	0	0	0	0	0	0	0	1	0	103	17	0	0	106	17	
NMA Degree Totals																	
University of Maine Orono																	
01.0103																	
05	0	0	0	0	0	0	0	0	0	0	7	1	0	0	7	1	
01.0303																	
05	0	0	0	0	0	0	0	0	0	0	3	3	0	0	3	3	
01.0605																	
05	0	0	0	0	0	0	0	0	0	0	4	8	0	0	4	8	
02.0101																	
05	0	0	0	0	0	0	0	0	0	0	4	6	0	0	4	6	
02.0201																	
05	0	0	0	0	0	1	0	0	0	0	4	16	0	1	4	18	
02.0301																	
05	0	0	0	0	0	0	0	0	0	0	2	17	0	0	2	18	
03.0299																	
05	0	0	0	0	0	0	0	0	0	0	3	2	0	0	3	2	
03.0501																	
05	0	0	0	0	1	0	0	0	0	0	24	2	0	0	25	2	
03.0509																	
05	1	0	0	0	0	0	0	0	0	0	0	0	0	0	1	0	
03.0599																	
05	0	0	0	0	0	0	0	0	0	0	1	0	0	0	1	0	
Forestry & Related Sci Oth																	

INSTITUTIONS:

Award Level	Non Resident Alien		Black Non Hispanic		American Indian or Alaskan Native		Asian or Pacific Islander		Hispanic		White Non Hispanic		Race/Ethnicity Unknown		Grand Total All Students	
	M	F	M	F	M	F	M	F	M	F	M	F	M	F	M	F
UM Orono Cont																
03.0601																
Wildlife & Wildlands Mgmt																
09.0401																
Journalism																
09.0403																
Mass Communications																
11.0701																
Computer Science																
13.1202																
Elementary Teacher Education																
13.1205																
Secondary Teacher Education																
13.1302																
Art Teacher Education																
13.1312																
Music Education Teacher																
13.1314																
Phys Ed Teaching & Coaching																
14.0301																
Agricultural Engineering																
14.0701																
Chemical Engineering																
14.0801																
Civil Engineering General																
14.0899																
Civil Engineering Other																
05	0	1	0	0	0	0	0	0	0	0	0	0	0	0	1	1

INSTITUTIONS:

Award Level	Non Resident Alien		Black Non Hispanic		American Indian or Alaskan Native		Asian or Pacific Islander		Hispanic		White Non Hispanic		Race/Ethnicity Unknown		Grand Total All Students	
	M	F	M	F	M	F	M	F	M	F	M	F	M	F	M	F
UM Orono Cont																
14.1001																
Elect Electron & Comm Eng	05	3	1	0	0	0	0	0	0	1	1	17	0	0	0	21
14.1201																
Engineering Physics	05	0	0	0	0	0	0	0	0	0	0	4	1	1	0	5
14.1901																
Mechanical Engineering	05	1	0	0	0	0	0	0	0	0	0	10	1	0	0	11
15.0201																
Civil Eng/Civil Tech/Tech	05	0	0	0	0	0	0	0	0	0	0	7	1	0	0	7
15.0399																
Elect/Elect Eng - Rel T/T Oith	05	0	0	0	0	0	0	0	0	0	0	14	0	0	0	14
15.0805																
Mechanical Eng/Mech Tech/T	05	0	0	0	0	0	0	0	0	0	0	25	0	1	0	26
16.0101																
Foreign Languages & Lit Gen	05	0	0	0	0	0	0	0	0	0	0	3	3	0	0	3
16.0501																
German Lanuage/Literature	05	0	0	0	0	0	0	0	0	0	0	2	1	0	0	2
16.0901																
French Language/Literature	05	0	0	0	0	0	0	0	0	0	0	0	2	0	0	2
16.0905																
Spanish Language/Literature	05	0	0	0	0	0	0	0	0	0	0	0	1	0	0	1
16.0999																
Romance Language and Lit., of	05	0	0	0	0	0	0	0	0	0	0	1	1	0	0	1
19.0701																
Individual/Family Devel. Studies	05	0	0	0	1	0	2	0	0	0	0	2	30	0	0	33
23.0101																
English Language and Lit, Gene	05	0	1	0	0	0	1	0	0	0	0	18	24	0	0	18

INSTITUTIONS:

UM Orono Cont

Award Level	Non Resident Alien		Black Non Hispanic		American Indian or Alaskan Native		Asian or Pacific Islander		Hispanic		White Non Hispanic		Race/Ethnicity Unknown		Grand Total All Students	
	M	F	M	F	M	F	M	F	M	F	M	F	M	F	M	F
23.1001																
Speech & Rhetorical Studies																
24.0101	1	0	0	1	0	0	0	0	0	0	0	0	0	0	0	0
Lib Arts, Sci/Lib Studies																
26.0101	0	0	0	0	0	0	0	0	0	0	0	0	0	0	0	0
Biology General																
26.0202	1	1	0	0	0	0	0	2	0	0	0	16	0	0	13	19
Biochemistry																
26.0402	0	0	0	0	0	0	0	0	0	1	3	5	0	0	3	6
Molecular Biology																
26.0501	0	0	0	0	0	0	0	0	0	0	0	1	0	0	0	1
Microbiology/Bacteriology																
26.0701	0	0	0	0	0	0	0	0	0	0	6	2	0	0	6	2
Zoology General																
27.0101	2	0	0	0	0	0	0	0	0	0	4	6	0	0	6	6
Mathematics																
31.0301	0	0	0	0	0	0	0	0	0	0	2	3	0	0	2	3
Parks/Rec/Leisure Facil Mgmt																
38.0101	0	0	0	0	0	0	0	0	1	0	5	3	0	0	6	3
Philosophy																
40.0501	0	0	0	0	0	0	0	0	0	0	4	2	1	0	5	2
Chemistry General																
40.0601	0	0	0	0	0	0	0	0	0	0	2	2	0	0	2	2
Geology																
40.0801	0	0	0	0	0	0	0	0	0	0	2	3	0	0	2	3
Physics General																
42.0101	0	0	1	0	0	0	0	0	0	0	3	0	0	0	4	0
Psychology General																
	0	0	0	0	0	0	0	0	0	0	19	40	0	0	19	40

INSTITUTIONS:

Award Level	Non Resident Alien		Black Non Hispanic		American Indian or Alaskan Native		Asian or Pacific Islander		Hispanic		White Non Hispanic		Race/Ethnicity Unknown		Grand Total All Students	
	M	F	M	F	M	F	M	F	M	F	M	F	M	F	M	F
UM Orono Cont																
44.0401																
Public Administration	05	0	0	0	0	0	0	0	0	0	6	5	0	0	6	5
44.0701																
Social Work	05	0	0	0	1	0	0	0	0	0	1	19	0	0	2	19
45.0201																
Anthropology	05	0	0	0	0	0	0	0	0	0	6	7	0	0	6	7
45.0601																
Economics General	05	0	0	0	0	0	0	0	0	0	4	1	0	0	4	1
45.0801																
History General	05	0	1	0	1	0	0	0	0	1	11	8	1	0	13	10
45.1001																
Political Science General	05	1	1	1	1	0	1	1	1	0	32	11	0	0	36	14
45.1101																
Sociology	05	0	0	0	0	0	0	0	0	0	12	22	0	0	12	22
50.0501																
Drama/Theater Arts Gen	05	0	0	0	0	0	1	0	0	0	4	7	0	0	5	7
50.0701																
Art General	05	0	0	0	0	1	0	0	0	0	6	6	0	0	6	7
50.0903																
Music General Performance	05	1	0	0	0	0	0	0	0	0	1	2	0	0	2	2
51.0201																
Communication Disorders Gen	05	0	0	0	0	0	0	0	0	0	2	17	0	0	2	17
51.1005																
Medical Technology	05	0	0	0	0	0	0	0	0	0	2	2	0	1	2	3
51.1601																
Nursing (RN Training)	05	0	2	0	1	0	1	0	0	1	5	57	0	0	5	62
52.0201																
Business Admin & Mgmt Gen	05	5	2	1	0	1	1	0	2	1	73	46	0	0	81	51

INSTITUTIONS:

UM Orono Cont

Award Level	Non Resident Alien		Black Non Hispanic		American Indian or Alaskan Native		Asian or Pacific Islander		Hispanic		White Non Hispanic		Race/Ethnicity Unknown		Grand Total All Students	
	M	F	M	F	M	F	M	F	M	F	M	F	M	F	M	F
40.0702																
Oceanography	0	0	0	0	0	0	0	0	0	0	1	2	0	0	1	2
3.0299																
Nat. Resrcs. Mgmt&Protect. Sv	0	0	0	0	0	0	0	0	0	0	7	9	0	0	7	9
30.9999																
Multi/interdisciplinary Studies	0	0	0	0	0	0	0	0	0	0	1	0	0	0	1	0
45.0699																
Economics, other	0	0	0	0	0	0	0	0	0	0	2	0	0	0	2	0
UM Orono Degree Totals	19	13	8	5	5	9	3	6	3	8	559	598	4	3	601	642

University of Maine Augusta

23.0101																
English Language/Lit Gen	0	0	0	0	0	0	0	0	0	0	2	3	0	0	2	3
27.9999																
Mathematics, Other	0	0	0	0	0	0	0	0	0	0	0	0	0	0	0	0
44.0401																
Public Administration	0	0	0	0	0	0	0	0	0	0	3	5	0	0	3	5
45.0101																
Social Sciences General	0	0	0	0	1	1	0	0	0	0	4	16	0	0	4	17
50.0999																
Music Other	0	0	0	0	0	0	0	0	0	0	1	0	0	0	1	0
51.1599																
Mental Health and Human Svcs	0	0	0	0	1	3	0	0	0	0	7	40	0	0	8	43
52.0101																
Business General	0	0	0	0	1	1	0	0	0	0	11	34	0	0	12	35
26.0101																
Biology, General	0	0	0	0	0	0	1	0	0	0	0	1	0	0	1	1
43.0102																
Corrections/Correctional Administration	0	0	0	0	0	0	0	0	0	0	2	2	0	0	2	2
50.0799																
Fine Arts and Art Studies, O	0	0	0	0	0	0	0	0	0	0	1	2	0	0	1	2
52.0803																
Banking and Fin. Suppt. Serv.	0	0	0	0	0	0	0	0	0	0	1	0	0	0	1	0
UM Augusta Degree Totals	0	0	0	0	2	5	1	0	0	0	32	103	0	0	35	108

INSTITUTIONS:

University of Maine Farmington

Award Level	Non Resident Alien		Black Non Hispanic		American Indian or Alaskan Native		Asian or Pacific Islander		Hispanic		White Non Hispanic		Race/Ethnicity Unknown		Grand Total All Students	
	M	F	M	F	M	F	M	F	M	F	M	F	M	F	M	F
13.1005 Educ - Emotionally Handicapped	0	0	0	0	0	0	0	0	0	0	0	0	5	1	0	5
13.1006 Educ - Mentally Handicapped	0	0	0	0	0	0	0	0	0	0	1	4	0	0	1	4
13.1011 Educ - Specific Learn Disabled	0	0	0	0	0	0	0	0	0	0	1	14	0	0	1	16
13.1012 Educ - Speech Impaired	0	0	0	0	0	0	0	0	0	0	12	54	1	0	13	54
13.1099 Special Education Other	0	0	0	0	0	0	0	0	0	0	0	11	0	0	0	11
13.1202 Elementary Teacher Education	0	0	0	0	0	0	0	0	0	0	12	54	1	0	13	54
13.1204 Pre Elem/EC/Kindergn Tchr Ed	0	0	0	0	0	1	0	0	0	0	0	21	0	0	0	22
13.1205 Secondary Teacher Education	0	0	0	0	0	1	0	0	0	0	16	26	0	3	16	30
13.1307 Health Teacher Education	0	0	0	0	0	0	0	0	0	0	2	2	0	0	2	2
23.0101 English Language/Lit Gen	0	1	0	0	1	0	0	0	0	0	4	4	0	1	5	6
23.0501 English Creative Writing	0	0	0	0	0	0	0	0	0	0	3	8	0	0	3	8

INSTITUTIONS:

Award Level	Non Resident Alien		Black Non Hispanic		American Indian or Alaskan Native		Asian or Pacific Islander		Hispanic		White Non Hispanic		Race/Ethnicity Unknown		Grand Total All Students	
	M	F	M	F	M	F	M	F	M	F	M	F	M	F	M	F
UMF Cont.																
24.0102																
General Studies	0	0	0	0	0	0	0	0	0	0	1	6	0	0	1	6
26.0101																
Biology General	0	1	0	0	0	0	0	0	0	0	5	3	0	0	5	4
27.0101																
Mathematics	0	0	0	0	0	1	1	0	0	0	1	2	0	0	2	3
30.9999																
Multi/Interdis Studs Oth	1	2	0	0	0	3	0	0	0	0	20	25	2	2	23	32
42.0101																
Psychology General	0	0	0	0	0	1	0	0	0	0	5	21	0	1	5	23
45.0701																
Geography	0	0	0	0	0	0	0	0	0	0	1	1	0	0	1	1
45.0801																
History General	0	0	0	0	0	0	0	0	0	0	5	4	1	0	6	4
51.2207																
Public Health Ed & Promotion	0	0	0	0	0	0	0	0	0	0	4	11	0	1	4	12
51.2399																
Rehab/Therapeutic Svcs Oth	0	0	0	0	0	0	0	0	0	0	2	13	0	1	2	14
11.0701																
Computer Science	0	3	0	0	0	0	0	0	0	0	0	1	0	0	0	4
50.0701																
Art, General	0	0	0	0	0	0	0	0	0	0	0	2	0	0	0	2
52.0101																
Business, General	0	1	0	0	0	1	0	0	0	0	5	5	0	0	5	7
UM Farmington Degree Totals	1	8	0	5	1	8	1	0	0	0	100	297	6	11	37	113

INSTITUTIONS:

University of Maine Fort Kent

Award Level	Non Resident Alien		Black Non Hispanic		American Indian or Alaskan Native		Asian or Pacific Islander		Hispanic		White Non Hispanic		Race/Ethnicity Unknown		Grand Total All Students	
	M	F	M	F	M	F	M	F	M	F	M	F	M	F	M	F
11.9999																
Computers & Info Science Oth	0	0	0	0	0	0	0	0	0	0	2	2	0	0	2	2
13.1202																
Elementary Teacher Education	26	66	0	0	0	0	0	0	0	0	4	9	0	0	30	75
23.0101																
English Language/Lit Gen	0	1	0	0	0	0	0	0	0	0	0	0	0	0	0	1
24.0101																
Lib Arts Sci/Lib Studies	1	0	0	0	0	0	0	0	0	0	0	0	0	0	1	0
26.0101																
Biology General	0	1	0	0	0	0	0	0	0	0	3	3	0	0	3	4
30.0101																
Biological & Physical Sci	0	0	0	0	0	0	0	0	0	0	5	0	0	0	5	0
45.0101																
Social Sciences General	0	0	0	1	0	0	0	0	0	0	5	9	0	0	5	10
45.9999																
Social Sci & History Oth	0	0	0	0	0	0	0	0	0	0	0	0	0	0	0	0
51.1601																
Nursing (RN Training)	0	0	0	0	0	0	0	0	0	0	1	7	0	0	1	7
52.0101																
Business General	1	0	0	0	0	0	0	0	0	0	4	3	0	0	5	3
13.1205																
Secondary Teacher Education	0	0	0	0	0	0	0	0	0	0	1	0	0	0	1	0
16.0101																
Foreign Language Lit.	0	0	0	0	0	0	0	0	0	0	1	0	0	0	1	0
UM Fort Kent Degree Totals	28	68	0	1	0	0	0	0	0	0	26	33	0	0	54	102

INSTITUTIONS:

University of Maine Machias

Award Level	Non Resident Alien		Black Non Hispanic		American Indian or Alaskan Native		Asian or Pacific Islander		Hispanic		White Non Hispanic		Race/Ethnicity Unknown		Grand Total All Students	
	M	F	M	F	M	F	M	F	M	F	M	F	M	F	M	F
03.0102																
Environmental Science/Studs	0	0	0	0	0	0	0	0	0	0	8	9	0	0	8	9
13.1202																
Elementary Teacher Education	0	0	0	0	0	0	0	0	0	0	0	8	0	0	0	8
13.1203																
Jr Hi/Intermd/Mid Sch Tchr Ed	0	0	0	0	0	0	0	0	0	0	1	2	0	0	1	2
13.1303																
Business Teacher Ed (Voc)	0	0	0	0	0	0	0	0	0	0	0	0	0	0	0	0
23.0101																
English Language/Lit Gen	0	0	0	0	0	0	0	0	0	0	0	4	0	0	0	4
31.0301																
Parks/Rec/Leisure Facils Mgt	0	0	0	0	1	0	0	0	0	0	7	3	0	0	8	3
45.0801																
History General	0	0	0	0	0	0	0	0	0	0	0	2	2	0	2	2
50.0101																
Visual & Performing Arts	0	0	0	0	0	0	0	0	0	0	0	0	0	0	0	0
51.1502																
Psych/Mental Health Svc Tech	0	0	0	0	0	0	0	0	0	0	0	10	0	0	0	10
52.0201																
Business Admin & Mgmt Gen	0	1	0	0	0	0	0	0	0	0	2	3	0	0	2	4
52.0301																
Accounting	0	1	0	0	0	0	0	0	0	0	1	4	0	0	1	5
52.0401																
Admin Ass't/Sec Sci, Gen	0	0	0	0	0	0	0	0	0	0	0	3	0	0	0	3
52.1401																
Bus Marketing & Market Mgmt	0	0	0	0	0	0	0	0	0	0	0	0	0	0	0	0
26.0101																
Biology	0	1	0	0	0	0	0	0	0	0	2	3	0	0	2	4
24.0102																
General Studies	0	0	0	0	0	0	0	0	0	0	1	1	0	0	1	1
05	0	3	0	0	1	0	0	0	0	0	22	52	2	0	25	55
<u>UM Machias Degree Totals</u>																

INSTITUTIONS:

University of Maine Presque Isle

Award Level	Non Resident Alien		Black Non Hispanic		American Indian or Alaskan Native		Asian or Pacific Islander		Hispanic		White Non Hispanic		Race/Ethnicity Unknown		Grand Total All Students	
	M	F	M	F	M	F	M	F	M	F	M	F	M	F	M	F
09.0101																
Communications General	0	0	0	0	0	0	0	0	0	0	1	2	0	0	1	2
13.1202																
Elementary Teacher Education	4	8	0	0	0	0	0	0	0	0	3	8	0	0	7	16
13.1314																
Phys Ed Teaching & Coaching	0	0	0	0	0	0	0	0	0	0	4	2	0	0	4	2
16.0901																
French Language/Literature	0	0	0	0	0	0	0	0	0	0	0	0	0	0	0	0
23.0101																
English Language/Lit Gen	0	1	0	0	0	0	0	0	0	0	1	4	0	0	1	5
24.0101																
Lib Arts Sci/Lib Studies	15	27	0	0	0	0	0	0	0	0	1	8	0	0	16	35
26.0101																
Biology General	1	0	0	0	0	0	0	0	0	0	3	1	0	0	4	1
27.0101																
Mathematics	0	0	0	0	0	0	0	0	0	0	0	1	0	0	0	1
30.0101																
Biological & Physical Sci	0	0	0	0	0	0	0	0	0	0	1	2	0	0	1	2
30.9999																
Multi/Interdisc Studs Other	0	1	0	1	1	0	0	0	0	0	10	16	0	0	11	18
31.0301																
Parks/Rec/Leisure Facils Mgmt	1	1	0	0	0	0	0	0	0	0	12	7	0	0	13	9
44.0701																
Social Work	0	3	0	0	0	0	0	0	0	0	2	11	0	0	2	14

INSTITUTIONS:

Award Level	Non Resident Alien		Black Non Hispanic		American Indian or Alaskan Native		Asian or Pacific Islander		Hispanic		White Non Hispanic		Race/Ethnicity Unknown		Grand Total All Students	
	M	F	M	F	M	F	M	F	M	F	M	F	M	F	M	F
UM Presque Isle Cont																
45.0801																
History General	0	0	0	0	0	0	0	0	0	0	2	1	0	0	2	1
45.1001																
Political Science General	0	0	0	0	0	0	0	0	0	0	2	0	0	0	2	0
43.0104																
Criminal Justice Studies	0	0	0	0	0	0	0	0	1	0	1	1	0	0	2	1
50.0701																
Art General	0	0	0	0	0	0	0	0	0	0	5	2	0	0	5	2
52.0101																
Business General	2	0	0	0	0	0	0	0	0	0	3	5	0	0	5	5
52.0301																
Accounting	0	0	0	0	0	0	0	0	0	0	0	1	0	0	0	1
13.1307																
Health Teacher Education	0	0	0	0	0	0	0	0	0	0	0	2	0	0	0	2
UM Presque Isle Degree Totals	23	41	0	1	1	0	1	0	1	0	51	74	0	0	76	117

University of Southern Maine

03.0102																
Environmental Science/Studs	0	0	0	0	0	0	0	0	0	0	4	7	0	0	4	7
09.0101																
Communications General	0	0	0	0	1	0	0	0	0	1	8	31	0	0	9	32
11.0701																
Computer Science	0	0	0	0	0	0	1	0	0	0	8	1	0	0	9	0
13.1202																
Elementary Teacher Education	0	0	0	0	0	0	0	0	0	0	1	0	0	0	1	0
13.1309																
Tech Tchr Ed/Ind Art Tchr Ed	0	0	0	0	0	0	0	0	0	0	7	3	0	0	7	3
13.1312																
Music Teacher Education	0	0	0	0	0	0	0	0	0	0	3	6	0	0	3	6

INSTITUTIONS:

Award Level	Non Resident Alien		Black Non Hispanic		American Indian or Alaskan Native		Asian or Pacific Islander		Hispanic		White Non Hispanic		Race/Ethnicity Unknown		Grand Total All Students	
	M	F	M	F	M	F	M	F	M	F	M	F	M	F	M	F
USM Cont																
13.1320																
Trade & Indst Tchr Ed (Voc)																
14.1001																
Elect Electron & Comm Eng	05	0	0	0	0	0	0	0	0	0	0	0	0	0	0	0
15.0603																
Industrial/Manuf Tech/Tech	05	0	0	0	0	1	0	0	0	0	0	26	1	0	0	27
16.0901																
French Language/Literature	05	0	0	0	0	0	0	0	0	0	0	0	0	0	0	0
23.0101																
English Language/Lit Gen	05	0	0	0	0	0	0	1	0	0	0	11	23	0	0	11
24.0101																
Lib Arts Sci/Lib Studies	05	0	0	0	0	0	0	0	0	0	0	15	35	0	0	15
24.0103																
Humanities/Humanistic Studs	05	0	0	0	0	0	0	0	0	0	0	0	1	0	0	1
26.0101																
Biology General	05	0	0	0	0	0	0	0	0	1	9	12	0	0	9	13
27.0101																
Mathematics	05	0	0	0	0	0	0	0	0	0	3	6	0	0	3	6
38.0101																
Philosophy	05	0	0	0	0	0	0	0	0	0	3	3	0	0	3	3
40.0101																
Physical Sciences General	05	0	0	0	0	0	0	0	0	0	0	11	0	0	0	11
40.0501																
Chemistry General	05	0	0	0	0	0	0	0	0	0	1	3	0	0	1	3
40.0601																
Geology	05	0	0	0	0	0	0	0	0	0	3	0	0	0	3	0

INSTITUTIONS:

Award Level	Non Resident Alien		Black Non Hispanic		American Indian or Alaskan Native		Asian or Pacific Islander		Hispanic		White Non Hispanic		Race/Ethnicity Unknown		Grand Total All Students		
	M	F	M	F	M	F	M	F	M	F	M	F	M	F	M	F	
USM Cont																	
42.0101																	
Psychology General																	
44.0701	05	0	0	0	0	0	0	0	0	0	1	6	45	0	0	7	48
Social Work																	
45.0401	05	0	0	0	0	0	0	0	0	0	0	5	44	0	0	5	45
Criminology																	
45.0601	05	0	0	0	0	0	0	0	1	0	17	24	24	0	0	18	25
Economics General																	
45.0801	05	0	0	0	0	0	0	1	0	0	7	3	3	0	0	8	3
History General																	
45.1001	05	0	0	0	0	0	0	0	1	0	21	20	20	0	0	22	20
Political Science General																	
45.1101	05	0	0	1	0	1	0	0	1	0	11	16	16	0	0	14	16
Sociology																	
45.9999	05	0	0	0	0	0	0	0	0	0	6	35	35	0	0	6	35
Social Sci & History Oth																	
50.0501	05	0	0	0	1	0	0	0	0	0	7	40	40	0	0	7	42
Drama/Theater Arts Gen																	
50.0701	05	0	0	0	0	0	0	0	0	0	2	4	4	0	0	2	4
Art General																	
50.0903	05	0	0	0	0	0	0	1	0	0	5	27	27	0	0	6	27
Music General Performance																	
	05	0	0	0	0	0	0	1	0	0	3	4	4	0	0	4	4

INSTITUTIONS:

Award Level	Non Resident Alien		Black Non Hispanic		American Indian or Alaskan Native		Asian or Pacific Islander		Hispanic		White Non Hispanic		Race/Ethnicity Unknown		Grand Total All Students		
	M	F	M	F	M	F	M	F	M	F	M	F	M	F	M	F	
USM Cont																	
51.1601																	
Nursing (RN Training)	0	0	0	0	0	0	0	1	0	0	0	9	83	0	0	9	84
51.2309																	
Recreational Therapy	0	0	0	0	0	0	1	0	0	0	5	22	0	0	6	22	
52.0201																	
Business Admin & Mgmt Gen	0	0	0	0	0	1	1	0	1	0	36	39	0	0	38	40	
52.0299																	
Business Admin & Mgmt Oth	0	0	0	0	0	0	0	0	0	0	6	6	0	0	6	6	
52.0301																	
Accounting	0	0	0	0	0	0	0	1	0	0	6	23	0	0	6	24	
51.0999																	
Health/Med Diag/Tx Svcs Oth	0	0	0	0	0	0	0	0	0	1	5	0	0	0	1	5	
05.0207																	
Womens Studies	0	0	0	0	0	0	0	0	0	0	0	3	0	0	0	3	
13.1302																	
Art Teacher Education	0	0	0	0	0	0	0	0	0	0	0	1	0	0	0	1	
31.0501																	
Health & Physical Edu., Gen.	0	0	0	0	0	0	0	0	0	0	3	2	0	0	3	2	
31.0503																	
Athletic Train. And Sports Med.	0	0	0	0	0	0	0	0	0	0	3	1	0	0	3	1	
51.2202																	
Environmental Health	0	0	0	0	0	0	0	0	0	0	6	2	0	0	6	2	
USM Degree Totals	0	0	3	3	3	4	7	6	4	3	284	599	0	0	303	612	

Award Level	M	F	M	F	M	F	M	F	M	F	M	F	M	F	M	F
PUBLIC TOTALS	0	0	1	1	1	2	5	4	4	0	159	404	0	0	170	411

**MAINE PRIVATE COLLEGES AND UNIVERSITIES
POSTSECONDARY COMPLETIONS
AWARDS/DEGREES CONFERRED BETWEEN JULY 1, 1999 AND JUNE 30, 2000**

INSTITUTIONS:

Bates College
05.0101
African Studies
05.0102
American Studies/Civilization
05.0104
East Asian Studies
05.0207
Women's Studies
14.0101
Engineering General
16.0301
Chinese Language/Literature
16.0402
Russian Language/Literature
16.0501
German Language/Literature
16.0901
French Language/Literature
16.0905
Spanish Language/Literature
23.0101
English Language/Lit Gen
23.1001
Speech & Rhetorical Studies
26.0101
Biology General

Award Level	Non Resident Alien		Black Non Hispanic		American Indian or Alaskan Native		Asian or Pacific Islander		Hispanic		White Non Hispanic		Race/Ethnicity Unknown		Grand Total All Students	
	M	F	M	F	M	F	M	F	M	F	M	F	M	F	M	F
05	0	0	0	0	0	0	0	0	0	0	0	0	0	0	0	0
05	0	0	0	1	0	0	0	0	1	0	4	7	0	0	5	8
05	0	0	0	0	0	0	1	0	0	2	1	1	0	0	3	1
05	0	0	0	0	0	0	0	1	0	0	4	4	0	0	0	6
05	0	0	0	0	0	0	0	0	0	0	0	0	0	0	0	0
05	0	0	0	0	0	0	0	0	0	2	1	1	0	0	2	1
05	0	0	0	0	0	0	0	0	0	1	0	0	0	0	1	0
05	0	0	0	0	0	0	0	0	0	3	1	1	0	0	3	1
05	0	0	0	0	0	0	0	0	0	0	3	3	0	0	0	4
05	0	0	0	0	0	0	0	0	0	1	5	5	0	1	1	6
05	0	0	0	0	0	0	1	0	0	17	16	16	1	2	18	19
05	0	0	0	0	0	0	0	0	0	4	3	3	0	0	4	3
05	0	0	0	0	0	0	1	1	0	19	25	25	0	0	20	26

INSTITUTIONS:

Award Level	Non Resident Alien		Black Non Hispanic		American Indian or Alaskan Native		Asian or Pacific Islander		Hispanic		White Non Hispanic		Race/Ethnicity Unknown		Grand Total All Students		
	M	F	M	F	M	F	M	F	M	F	M	F	M	F	M	F	
Bates College Cont																	
26.0202	1	0	0	0	0	0	0	1	0	1	4	6	1	0	6	8	
Biochemistry																	
27.0101	0	0	0	0	0	0	0	0	0	0	7	7	0	0	7	7	
Mathematics																	
30.1301	0	0	0	0	0	0	0	0	0	0	2	2	0	0	2	2	
Medieval & Renaissance Studs																	
30.9999	0	0	0	0	0	0	0	0	1	0	3	12	0	1	4	13	
Multi/Interdisc Studs Oth																	
38.0101	0	0	0	0	0	0	0	0	0	0	1	1	1	0	2	1	
Philosophy																	
38.0201	0	0	0	0	0	0	0	1	0	0	3	3	0	0	3	4	
Religion/Religious Studies																	
40.0501	0	0	0	0	0	0	0	0	0	0	4	3	0	0	4	3	
Chemistry General																	
40.0601	0	0	0	0	0	0	0	0	0	0	6	6	1	0	7	6	
Geology																	
40.0801	0	0	0	0	0	0	0	0	0	1	2	5	0	0	2	6	
Physics General																	
42.0101	0	0	0	0	0	0	0	0	0	0	9	28	0	1	9	29	
Psychology General																	
45.0201	0	0	0	0	0	0	0	0	0	1	2	2	0	0	2	4	
Anthropology																	
45.0601	3	4	2	1	0	0	3	0	1	0	24	8	0	1	33	14	
Economics General																	
45.0801	0	0	0	0	0	0	0	0	2	0	13	10	0	0	15	10	
History General																	

INSTITUTIONS:

Award Level	Non Resident Alien		Black Non Hispanic		American Indian or Alaskan Native		Asian or Pacific Islander		Hispanic		White Non Hispanic		Race/Ethnicity Unknown		Grand Total All Students		
	M	F	M	F	M	F	M	F	M	F	M	F	M	F	M	F	
Bates College Cont																	
45.1001																	
Political Science General	05	1	2	0	2	0	0	0	2	0	0	27	13	3	3	31	22
45.1101																	
Sociology	05	0	1	0	0	0	0	0	0	0	0	1	8	0	1	1	10
50.0501																	
Drama/Theater Arts Gen	05	0	0	0	1	0	0	0	0	0	0	1	3	0	0	1	4
50.0703																	
Art Hist, Criticism, Conserve	05	0	0	0	0	0	0	0	1	0	0	5	10	1	0	6	11
50.0901																	
Music General	05	0	0	0	0	0	0	0	0	0	0	3	3	1	0	4	3
03.0102																	
Environmental Science/Studies	05	0	0	0	0	0	2	1	1	0	0	16	11	2	1	20	13
16.0302																	
Japanese Language and Lit.	05	0	0	0	0	0	0	0	0	0	0	2	1	0	0	2	1
26.0608																	
Neuroscience	05	0	0	0	0	0	0	0	1	0	0	2	2	1	0	3	3
Bates College Degree Totals	05	0	7	2	5	0	0	0	7	0	0	137	144	11	8	3	3
Bowdoin College																	
03.0102																	
Environmental Science/Studies	05	0	1	0	0	0	0	0	1	0	0	12	16	0	0	12	19
05.0103																	
Asian Studies	05	0	0	0	0	0	0	0	2	0	0	1	2	0	1	1	5
05.0201																	
Afro-Amer (Black) Studies	05	0	0	0	1	0	0	0	0	0	0	1	0	0	0	1	1
05.0207																	
Women's Studies	05	0	0	0	0	0	0	0	1	0	0	0	3	0	0	0	4
11.0701																	
Computer Science	05	0	0	0	0	0	0	0	0	0	0	4	1	0	0	4	1
16.0402																	
Russian Language/Literature	05	0	0	0	0	0	0	0	0	0	0	0	1	0	0	0	1

INSTITUTIONS:

Award Level	Non Resident Alien		Black Non Hispanic		American Indian or Alaskan Native		Asian or Pacific Islander		Hispanic		White Non Hispanic		Race/Ethnicity Unknown		Grand Total All Students	
	M	F	M	F	M	F	M	F	M	F	M	F	M	F	M	F
Bowdoin College Cont																
16.0501																
German Language/Literature	05	1	0	0	0	0	0	0	0	0	4	6	0	0	5	6
16.0901																
French Language/Literature	05	1	0	0	0	0	0	1	0	2	3	6	0	0	4	9
16.0905																
Spanish Language	05	0	0	0	0	0	0	1	0	1	3	7	1	0	4	9
16.0999																
Romance Language/Lit Oth	05	0	0	0	0	0	0	0	0	0	1	0	0	0	1	0
16.1201																
Classics/Classical Lang/Lit	05	0	0	0	0	0	1	0	0	0	1	1	0	0	2	1
23.0101																
English Language/Lit Gen	05	0	0	0	1	0	0	2	0	1	7	9	1	0	8	13
26.0101																
Biology General	05	1	1	0	0	0	0	1	0	0	10	18	0	0	11	20
26.0202																
Biochemistry	05	0	0	1	0	0	0	1	0	0	12	6	0	0	13	7
27.0101																
Mathematics	05	0	0	0	0	0	0	0	0	0	4	3	0	1	4	4
30.9999																
Multi/Interdisc Studs, Oth	05	1	1	0	0	0	0	1	0	1	1	6	0	0	2	9
38.0101																
Philosophy	05	0	0	0	0	0	0	0	0	0	4	0	0	0	4	0
38.0201																
Religion/Religious Studies	05	0	0	1	0	0	0	0	0	0	1	6	2	0	4	6
40.0501																
Chemistry General	05	0	0	0	0	0	0	0	0	0	3	1	0	0	3	1
40.0599																
Chemistry, Other	05	0	0	0	0	0	0	0	0	0	0	0	0	0	0	0
40.0601																
Geology	05	0	1	0	0	0	0	0	0	0	2	0	0	0	2	1

INSTITUTIONS:

Bowdoin College Cont

Award Level	Non Resident Alien		Black Non Hispanic		American Indian or Alaskan Native		Asian or Pacific Islander		Hispanic		White Non Hispanic		Race/Ethnicity Unknown		Grand Total All Students	
	M	F	M	F	M	F	M	F	M	F	M	F	M	F	M	F
40.0801																
Physics General	0	0	0	0	0	0	0	0	0	0	4	0	0	0	4	0
42.0101																
Psychology General	0	1	0	0	0	0	0	1	0	0	5	19	0	1	5	22
45.0201																
Anthropology	0	0	0	0	0	0	0	0	0	1	3	5	0	0	3	6
45.0301																
Archeology	0	0	0	0	0	0	0	0	0	0	2	4	0	0	2	4
45.0601																
Economics General	1	1	0	0	0	0	0	1	0	0	24	7	1	0	26	9
45.0801																
History General	0	0	0	0	1	0	0	0	0	0	15	8	2	1	19	9
45.1099																
Political Sci & Govt Oth	1	0	0	0	0	0	0	3	1	1	28	15	2	0	32	19
45.1101																
Sociology	0	0	1	0	0	0	0	1	0	0	2	6	0	0	4	6
50.0702																
Fine/Studio Arts	0	0	0	0	0	0	0	0	0	0	5	5	0	0	5	5
50.0703																
Art History Criticism Conserv	0	0	0	1	0	0	0	1	0	0	2	7	0	0	3	8
50.0901																
Music General	0	0	0	0	0	0	0	0	0	1	1	1	0	0	2	1
26.0608																
Neuroscience	0	0	0	0	0	0	0	1	0	0	2	4	0	0	3	4
Bowdoin Degree Totals	6	6	3	3	1	0	4	16	2	8	167	173	9	4	193	210

INSTITUTIONS:

Award Level	Non Resident Alien		Black Non Hispanic		American Indian or Alaskan Native		Asian or Pacific Islander		Hispanic		White Non Hispanic		Race/Ethnicity Unknown		Grand Total All Students	
	M	F	M	F	M	F	M	F	M	F	M	F	M	F	M	F
Colby College																
03.0102																
Environmental Science/Studs	0	0	0	0	0	0	0	0	1	0	5	6	0	0	6	6
05.0102																
American Studies/Civilization	0	0	0	0	0	0	0	1	0	0	5	8	0	0	5	9
05.0104																
East Asian Studies	0	0	0	0	0	0	2	1	0	0	2	5	0	0	4	6
5.0107																
Latin American Studies	0	0	0	0	0	0	0	0	0	0	1	1	0	0	1	1
05.0110																
Russian Slavic Area Studies	0	0	0	0	0	0	0	0	0	0	0	1	0	0	0	1
05.0199																
Area Studies Other	0	0	0	0	0	0	0	1	0	2	14	12	0	0	14	15
05.0207																
Women's Studies	0	0	0	2	0	0	0	0	0	0	0	2	0	0	0	4
11.0701																
Computer Science	0	0	0	0	0	0	1	0	0	0	7	1	0	0	8	1
16.0501																
German Language/Literature	0	1	0	0	0	0	0	0	0	0	2	0	0	0	2	1
16.0901																
French Language/Literature	0	1	0	0	0	0	0	1	0	0	1	11	0	0	1	13
16.0905																
Spanish Language/Literature	0	0	0	0	0	0	0	0	0	0	3	6	0	0	3	6
16.1201																
Classics/Classical Lang Lit	0	0	0	0	0	0	0	0	0	0	3	1	0	0	3	1
23.0801																
English Lit (Brit/Commw/ith)	0	0	1	0	0	0	0	1	0	3	19	25	0	0	20	29

INSTITUTIONS:

Colby College Cont
 26.0101
 Biology General
 27.0101
 Mathematics
 30.9999
 Multi/Interdisc Studies, Oth
 38.0101
 Philosophy
 38.0201
 Religion/Religious Studies
 40.0501
 Chemistry General
 40.0601
 Geology
 40.0801
 Physics General
 42.0101
 Psychology General
 45.0201
 Anthropology
 45.0601
 Economics General
 45.0801
 History General

Award Level	Non Resident Alien		Black Non Hispanic		American Indian or Alaskan Native		Asian or Pacific Islander		Hispanic		White Non Hispanic		Race/Ethnicity Unknown		Grand Total All Students	
	M	F	M	F	M	F	M	F	M	F	M	F	M	F	M	F
05	1	0	0	0	0	0	3	1	0	0	25	32	0	0	29	33
05	2	0	0	0	0	0	0	0	0	0	6	2	0	0	8	2
05	0	0	0	0	0	0	0	0	0	0	0	10	0	0	0	10
05	0	0	0	0	0	0	1	1	3	0	5	1	0	0	9	2
05	0	0	0	0	0	0	0	0	0	0	1	2	0	0	1	2
05	0	0	0	0	0	0	0	1	0	0	8	5	0	0	8	6
05	0	0	0	0	0	0	0	0	0	0	4	1	0	0	4	1
05	0	0	0	0	0	0	0	0	1	0	9	2	0	0	10	2
05	0	0	0	0	0	0	0	0	0	1	10	27	0	0	10	28
05	0	0	1	2	0	0	0	0	0	1	4	10	0	0	5	13
05	3	0	0	0	0	0	0	2	0	0	30	10	0	0	33	12
05	1	0	1	0	0	0	1	1	1	1	9	7	0	0	13	9

INSTITUTIONS:

Award Level	Non Resident Alien		Black Non Hispanic		American Indian or Alaskan Native		Asian or Pacific Islander		Hispanic		White Non Hispanic		Race/Ethnicity Unknown		Grand Total All Students	
	M	F	M	F	M	F	M	F	M	F	M	F	M	F	M	F
Colby College Cont																
45.1001																
Political Science General	05	1	0	1	0	0	0	0	0	0	17	13	0	0	19	13
45.1101																
Sociology	05	0	0	1	1	0	0	0	0	0	4	6	0	0	5	7
50.0501																
Drama/Theater Arts Gen	05	0	0	0	0	0	0	0	0	0	1	2	0	0	1	2
50.0703																
Art Hist Criticism Conserv	05	0	0	0	0	0	0	0	1	10	2	10	0	0	2	11
50.0902																
Music History & Literature	05	1	0	0	0	0	2	0	0	1	3	0	0	2	5	
5.0205																
Jewish/Judaic Studies	05	0	0	0	0	0	0	0	0	1	0	0	0	1	0	
Colby College Degree Totals	05	9	2	5	5	0	8	13	9	6	199	222	0	0	227	251

College of the Atlantic																
30.9999																
Multi/interdisc Studs Other	05	0	0	0	0	0	0	0	1	0	3	11	9	31	12	43
College of the Atlantic	05	0	0	0	0	0	0	0	1	0	3	11	9	31	12	43

Husson College																
11.0101																
Computer & Info Sciences Gen	05	2	0	0	0	0	0	0	0	0	5	5	0	0	7	5
24.0103																
Humanities/Humanistic Studies	05	0	0	0	0	0	0	0	0	0	2	1	0	0	2	1
51.1601																
Nursing (RN Training)	05	0	0	0	0	0	0	0	1	4	4	41	0	0	4	42
52.0201																
Business Admin & Mgmt Gen	05	0	0	1	1	0	2	1	1	1	31	39	0	0	34	43

INSTITUTIONS:

Award Level	Non Resident Alien		Black Non Hispanic		American Indian or Alaskan Native		Asian or Pacific Islander		Hispanic		White Non Hispanic		Race/Ethnicity Unknown		Grand Total All Students	
	M	F	M	F	M	F	M	F	M	F	M	F	M	F	M	F
Husson College Cont																
52.0301																
Accounting	1	0	0	0	0	0	0	2	1	0	18	33	0	0	20	35
52.0402																
Executive Assistant/Secy	0	0	0	0	0	0	0	1	0	0	0	1	0	0	0	2
52.0801																
Finance General	1	0	0	0	0	0	0	0	0	0	2	1	0	0	3	1
52.0999																
Hospitality Svcs Mgmt Oth	0	0	0	0	0	0	0	0	0	0	10	2	0	0	10	2
52.1101																
International Business	1	0	0	0	0	0	1	0	0	0	0	0	0	0	2	0
52.1401																
Bus Marketing & Market Mgmt	0	0	0	0	0	0	0	0	0	0	6	1	0	0	6	1
13.1303																
Business Teacher Education	0	0	0	0	0	0	0	0	0	0	0	0	0	0	0	0
22.0103																
Paralegal/Legal Assistant	0	0	0	1	0	0	0	0	0	0	1	1	0	0	1	2
26.0101																
Biology, General	0	0	0	0	0	0	0	0	0	0	0	1	0	0	0	1
43.0103																
Criminal Justice/Law Enforc. Ad	0	0	0	0	0	0	0	0	0	0	2	0	0	0	2	0
52.0799																
Enterprise Man.&Oper,other	0	0	0	0	0	0	0	0	0	0	1	0	0	0	1	0
Husson College Degree Totals	5	0	1	2	0	2	2	3	2	2	82	126	0	0	92	135

Award Level	Non Resident Alien		Black Non Hispanic		American Indian or Alaskan Native		Asian or Pacific Islander		Hispanic		White Non Hispanic		Race/Ethnicity Unknown		Grand Total All Students	
	M	F	M	F	M	F	M	F	M	F	M	F	M	F	M	F
51.0402																
Graphic Des/Comm Art/Illust	0	0	0	0	0	0	1	0	0	0	3	2	0	0	4	2
51.0605																
Photography	0	0	0	0	0	0	0	0	0	0	2	2	0	0	2	2
50.0708																
Painting	0	0	0	0	0	0	0	0	0	0	5	7	0	0	5	7
50.0709																
Sculpture	0	0	0	0	0	0	0	0	0	0	5	4	0	0	5	4
50.0711																
Ceramics Arts & Ceramics	0	0	0	0	0	0	0	0	0	0	1	10	0	0	1	10
50.0713																
Metal & Jewelry Arts	0	1	0	0	0	0	0	0	0	0	1	4	0	0	1	5
50.0701																
Printmaking	0	0	0	0	0	0	0	0	0	0	0	1	0	0	0	1
MECA Degree Totals	0	1	0	0	0	0	1	0	0	0	17	30	0	0	18	31

INSTITUTIONS:

Award Level	Non Resident Alien		Black Non Hispanic		American Indian or Alaskan Native		Asian or Pacific Islander		Hispanic		White Non Hispanic		Race/Ethnicity Unknown		Grand Total All Students	
	M	F	M	F	M	F	M	F	M	F	M	F	M	F	M	F
St Joseph's College																
09.0403																
Mass Communications	0	0	1	0	0	0	0	0	0	0	6	6	1	0	8	6
13.0101																
Education General	0	0	0	0	0	0	0	0	0	0	2	24	0	0	2	24
13.1314																
Phys Ed Teaching & Coaching	0	0	0	0	0	0	0	0	0	0	1	5	0	0	1	5
23.0101																
English Language/Lit Gen	0	0	0	0	0	0	0	0	0	0	5	3	0	0	5	3
26.0101																
Biology General	0	0	0	0	0	0	0	0	0	0	4	8	0	0	4	8
27.0101																
Mathematics	0	0	0	0	0	0	0	0	0	0	1	2	0	0	1	2
38.0101																
Philosophy	0	0	0	0	0	0	0	0	0	0	0	1	0	0	0	1
39.0601																
Theology	0	0	0	0	0	0	0	0	0	0	0	0	0	0	0	0
42.0101																
Psychology General	0	0	0	0	0	0	0	0	0	0	1	4	0	0	1	4
45.0801																
History General	0	0	0	0	0	0	0	0	0	0	2	4	0	0	2	4
51.0701																
Health Sys/Health Svcs Admin	0	0	0	0	0	0	0	0	0	0	0	13	6	14	6	28
51.0907																
Medical Radiologic Tech/Tech	0	0	0	0	0	0	0	0	0	0	1	1	1	5	2	6
51.1601																
Nursing (RN Training)	0	0	0	0	0	0	1	0	0	0	3	25	0	8	4	34
52.0299																
Business Admin & Mgmt Oth	0	0	0	0	0	0	0	0	0	0	1	7	1	5	2	12

INSTITUTIONS:

Award Level	Non Resident Alien		Black Non Hispanic		American Indian or Alaskan Native		Asian or Pacific Islander		Hispanic		White Non Hispanic		Race/Ethnicity Unknown		Grand Total All Students	
	M	F	M	F	M	F	M	F	M	F	M	F	M	F	M	F
St Joseph's College Cont																
52.0301 Accounting	0	0	1	0	0	0	0	0	0	0	1	2	0	0	2	2
52.1401 Bus Marketing & Market Mgmt	0	0	1	0	0	0	0	0	0	0	6	2	0	0	7	2
45.1101 Sociology	0	0	0	0	0	0	0	0	0	0	1	13	0	0	1	13
24.0102 General Studies	0	0	0	1	0	0	0	0	0	0	0	35	2	71	2	107
40.0599 Chemistry, other	0	0	0	0	0	0	0	0	0	0	2	0	0	0	2	0
52.0801 Finance, General	0	0	0	0	0	0	0	0	0	0	1	0	0	1	1	1
52.1101 International Business	0	0	0	0	0	0	0	0	0	0	1	0	0	0	1	0
St. Joseph's College Degree Total	0	0	3	1	0	0	1	0	2	0	39	155	11	104	54	262
Thomas College																
11.0101 Computer & Info Science Gen	0	0	0	0	0	0	0	0	0	0	0	0	11	2	11	2
13.1303 Business Teacher Ed (Voc.)	0	0	0	0	0	0	0	0	0	0	0	0	0	4	0	4
13.1311 Mathematics Teacher Ed	0	0	0	0	0	0	0	0	0	0	0	0	2	0	2	0
31.0504 Sport & Fitness Admin/Mgmt	0	1	0	0	0	0	0	0	0	0	0	0	7	3	7	4
52.0201 Business Admin & Mgmt Gen	0	0	0	0	0	0	0	0	0	0	0	0	5	15	5	15
52.0301 Accounting	0	0	0	0	0	0	0	0	0	0	0	0	7	12	7	12
52.0801 Finance General	0	0	0	0	0	0	0	0	0	0	0	0	1	6	1	6
52.1401 Bus Marketing & Market Mgmt	0	0	0	0	0	0	0	0	0	0	0	0	1	2	1	2
52.1001 Human Res. Mgmt	0	0	0	0	0	0	0	0	0	0	0	0	0	1	0	1
52.1101 International Business	0	0	0	0	0	0	0	0	0	0	0	0	0	0	0	0
Thomas College Degree Totals	0	1	0	0	0	0	0	0	0	0	0	0	34	45	34	46

INSTITUTIONS:

Award Level	Non Resident Alien		Black Non Hispanic		American Indian or Alaskan Native		Asian or Pacific Islander		Hispanic		White Non Hispanic		Race/Ethnicity Unknown		Grand Total All Students	
	M	F	M	F	M	F	M	F	M	F	M	F	M	F	M	F
Unity College																
1.0303																
Aquaculture Oper & Prod. Mgmt	0	0	0	0	0	0	0	0	0	0	7	0	0	0	7	0
03.0201																
Nat Resources Mgmt & Policy	0	0	0	0	0	0	0	0	0	0	11	7	0	0	11	7
03.0301																
Fishing & Fishery Sci & Mgmt	0	0	0	0	0	0	0	0	0	0	4	0	0	0	4	0
03.0502																
Forestry Sciences	0	0	0	0	0	0	0	0	0	0	7	1	0	0	7	1
03.0601																
Wildlife & Wildlands Mgmt	0	0	0	0	0	0	0	0	0	0	6	9	0	0	6	9
03.9999																
Conserv & Renew Nat Res Oth	0	0	0	0	0	0	0	0	0	0	24	2	0	0	24	2
24.0103																
Humanities/Humanistic Studs	0	0	0	0	0	0	0	0	0	0	0	3	0	0	0	3
31.0101																
Parks/Rec/Leisure Studies	0	0	0	0	0	0	0	0	0	0	25	7	0	0	25	7
Unity Degree Totals	0	0	0	0	0	0	0	0	0	0	77	29	0	0	77	29

University of New England

03.0102																
Environmental Science/Studs	0	0	0	0	0	0	0	0	0	0	6	2	0	0	6	2
13.1202																
Elementary Teacher Education	0	0	0	0	0	0	0	0	0	0	0	8	0	0	0	8
13.1204																
PreElem/EC/Kindergn Tchr Ed	0	0	0	0	0	0	0	0	0	0	0	3	0	0	0	3
24.0101																
Lib Arts Sci/Lib Studies	0	0	0	0	0	0	1	0	0	0	0	2	0	0	1	2
26.0101																
Biology General	0	0	0	0	0	0	0	0	0	1	5	0	0	0	1	6
26.0607																
Marine/Aquatic Biology	0	0	0	0	0	0	0	0	0	0	2	4	0	0	2	4
31.0503																
Athletic Training	0	0	0	0	0	0	0	0	0	0	4	1	0	0	4	1
31.0504																
Sport & Fitness Admin/Mgmt	0	0	0	0	0	0	0	0	0	0	4	0	0	0	4	0

INSTITUTIONS:

Award Level	Non Resident Alien		Black Non Hispanic		American Indian or Alaskan Native		Asian or Pacific Islander		Hispanic		White Non Hispanic		Race/Ethnicity Unknown		Grand Total All Students	
	M	F	M	F	M	F	M	F	M	F	M	F	M	F	M	F
UNE Cont																
31.0505																
Exercise Science	0	0	0	0	0	0	0	0	0	0	0	0	0	0	0	2
42.0101																
Psychology General	0	0	0	0	0	0	0	0	0	0	2	6	0	0	2	6
51.0602																
Dental Hygienist	0	0	0	0	0	0	0	1	0	0	0	5	0	0	0	6
51.0702																
Hospital/Health Facil Admin	0	0	0	0	0	0	1	0	0	0	0	2	0	0	1	2
51.1399																
Medical Basic Sciences Oth	0	0	0	0	0	0	0	1	0	0	2	5	0	0	2	6
51.1699																
Nursing Other	0	0	0	0	0	0	0	0	0	1	0	20	0	0	0	21
51.2306																
Occupational Therapy	0	0	0	0	0	0	0	1	1	0	6	46	0	0	7	47
51.9999																
Health Prof. & Related Science	0	0	0	0	0	0	0	1	0	0	16	65	0	0	16	66
52.9999																
Bus Mgmt & Admin Svcs Oth	0	0	0	0	0	0	0	0	0	0	0	2	0	0	0	2
5.0102																
American Studies/Civilization	0	0	0	0	0	0	0	0	0	0	1	3	0	0	1	3
26.0202																
Biochemistry	0	0	0	0	0	0	0	0	0	0	1	4	0	0	1	4
52.1003																
Organizational Behavior Stu.	0	0	0	1	0	0	0	0	0	0	1	2	3	6	4	9
UNE Degree Totals	0	0	0	1	0	0	2	264	1	2	46	187	3	6	3432	200

INSTITUTIONS:

New England Baptist

Bible College

39.0201

Bible/Biblical Studies

NEBBCC Degree Totals

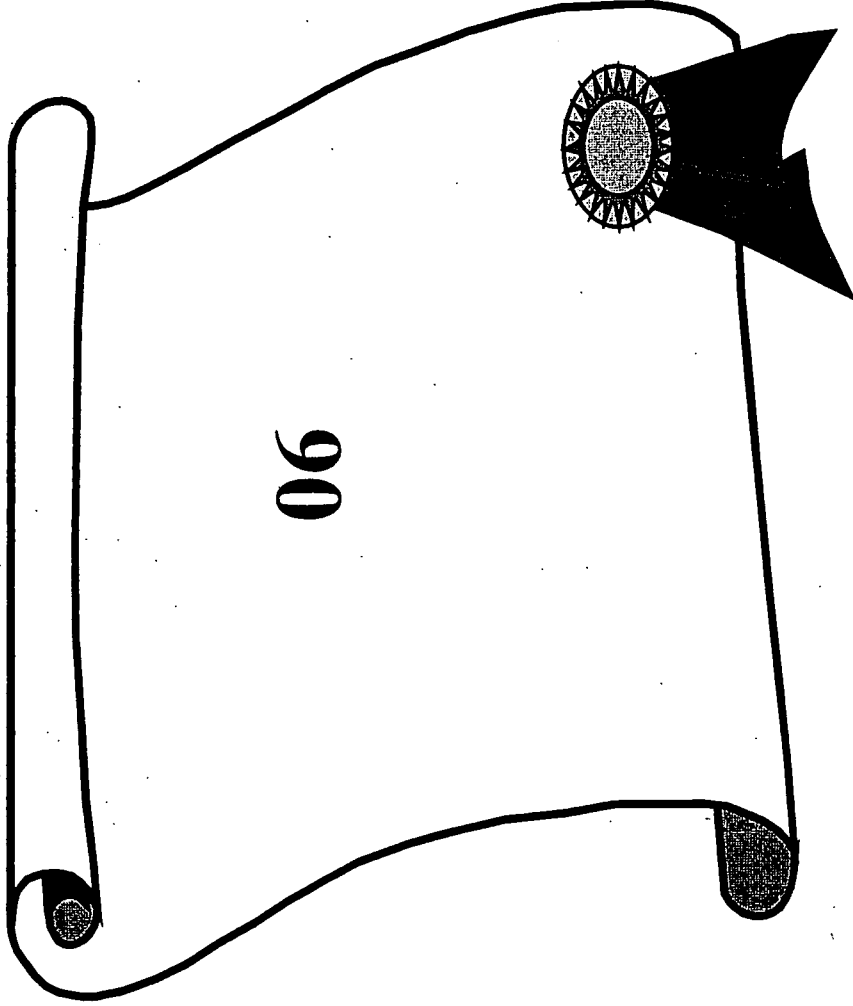
Award Level	Non Resident Alien		Black Non Hispanic		American Indian or Alaskan Native		Asian or Pacific Islander		Hispanic		White Non Hispanic		Race/Ethnicity Unknown		Grand Total All Students	
	M	F	M	F	M	F	M	F	M	F	M	F	M	F	M	F
05	0	0	0	0	0	0	0	0	0	0	1	1	0	0	1	1
05	0	0	0	0	0	0	0	0	0	0	1	1	0	0	1	1
05	73	132	11	7	13	29	12	12	10	11	1,177	1,705	9	15	1,307	1,911
05	20	17	14	17	1	2	18	303	13	22	768	1078	77	198	4143	1211
05	93	149	25	24	14	31	30	315	23	33	1,945	2,783	86	213	5,450	3,122

PUBLIC TOTALS

PRIVATE TOTALS

TOTAL ALL STUDENTS

AWARD LEVEL



06: Post Baccalaureate Certificate

**MAINE PUBLIC COLLEGES AND UNIVERSITIES
POSTSECONDARY COMPLETIONS
AWARDS/DEGREES CONFERRED BETWEEN JULY 1, 1999 AND JUNE 30, 2000**

INSTITUTIONS:

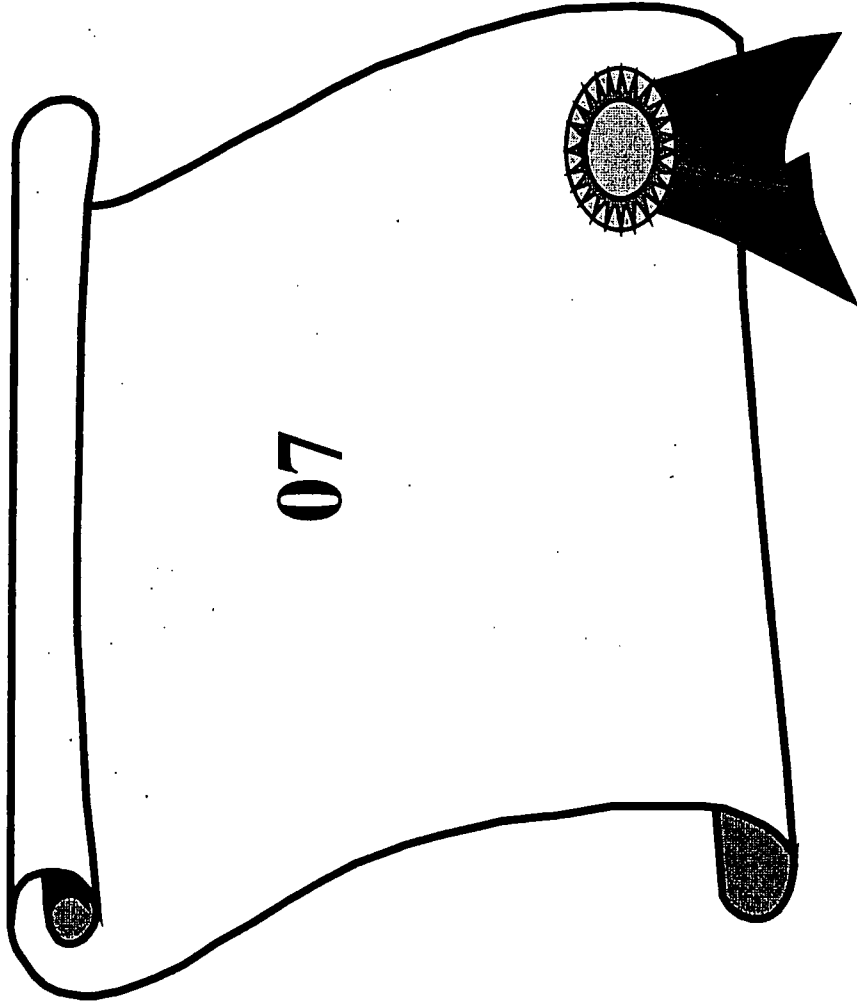
University of Maine

3.0509

Wood Sci & Pulp/Paper Tech
UMO Degree Totals

Award Level	Non Resident Allen		Black Non Hispanic		American Indian or Alaskan Native		Asian or Pacific Islander		Hispanic		White Non Hispanic		Race/Ethnicity Unknown		Grand Total All Students	
	M	F	M	F	M	F	M	F	M	F	M	F	M	F	M	F
06	4	0	0	0	0	0	0	0	0	0	0	0	0	0	4	0
06	4	0	0	0	0	0	0	0	0	0	0	0	0	0	4	0
06	4	0	0	0	0	0	0	0	0	0	0	0	0	0	4	0
PUBLIC TOTALS	4	0	0	0	0	0	0	0	0	0	0	0	0	0	4	0
PRIVATE TOTALS	0	0	0	0	0	0	0	0	0	0	0	0	0	0	0	0
TOTAL ALL STUDENTS	4	0	0	0	0	0	0	0	0	0	0	0	0	0	4	0

AWARD LEVEL



07: Master's Degree

**MAINE PUBLIC COLLEGES AND UNIVERSITIES
POSTSECONDARY COMPLETIONS
AWARDS/DEGREES CONFERRED BETWEEN JULY 1, 1999 AND JUNE 30, 2000**

INSTITUTIONS:

Award Level	Non Resident Alien		Black Non Hispanic		American Indian or Alaskan Native		Asian or Pacific Islander		Hispanic		White Non Hispanic		Race/Ethnicity Unknown		Grand Total All Students	
	M	F	M	F	M	F	M	F	M	F	M	F	M	F	M	F
07	5	0	0	0	0	0	0	0	0	0	5	0	0	0	10	0
07	5	0	0	0	0	0	0	0	0	0	5	0	0	0	10	0

Institution	Award Level	Non Resident Alien		Black Non Hispanic		American Indian or Alaskan Native		Asian or Pacific Islander		Hispanic		White Non Hispanic		Race/Ethnicity Unknown		Grand Total All Students	
		M	F	M	F	M	F	M	F	M	F	M	F	M	F	M	F
Maine Maritime Academy	07	1	0	0	0	0	0	0	0	0	3	0	0	0	4	0	
	07	0	0	0	0	0	0	0	0	0	1	1	0	0	1	1	
	07	1	2	0	1	0	0	0	1	0	1	6	0	0	2	10	
University of Maine Orono	07	0	1	0	0	0	0	0	0	0	2	0	0	0	2	1	
	05	0	0	0	0	0	0	0	0	0	0	0	0	0	0	0	
	07	1	1	0	0	0	0	0	0	0	3	4	0	0	4	5	
Agriculture Economics	07	0	0	0	0	0	0	0	0	0	1	2	0	0	1	2	
	07	2	0	0	0	0	0	0	0	0	0	0	0	0	2	0	
	07	0	0	0	0	0	0	0	0	0	0	0	0	0	0	0	
Forestry General	07	0	0	0	0	0	0	0	0	0	0	0	0	0	0	0	
	07	0	0	0	0	0	0	0	0	0	0	0	0	0	0	0	
	07	2	0	0	0	0	0	0	0	0	0	0	0	0	2	0	
Computer Sciences	07	0	0	0	0	0	0	0	0	0	0	0	0	0	0	0	
	07	0	0	0	0	0	0	0	0	0	9	8	0	0	9	8	
	07	0	0	0	0	0	0	0	0	0	3	7	0	0	3	7	

INSTITUTIONS:

Award Level	Non Resident Alien		Black Non Hispanic		American Indian or Alaskan Native		Asian or Pacific Islander		Hispanic		White Non Hispanic		Race/Ethnicity Unknown		Grand Total All Students	
	M	F	M	F	M	F	M	F	M	F	M	F	M	F	M	F
UMO Cont																
13.1001																
Special Education General	0	1	0	6	5	1	0	0	2	396	215	10	14	438	227	852
13.1101																
Counselor Ed Couns/Guid Svcs	0	0	0	0	0	0	0	0	0	0	0	11	0	0	11	0
13.1202																
Elementary Teacher Education	0	0	0	0	0	0	0	0	0	0	9	19	0	0	9	19
13.1205																
Secondary Teacher Education	0	0	0	0	0	0	0	0	0	0	12	14	0	0	12	14
13.1314																
Phys Ed Tchng & Coaching	0	1	0	0	0	1	0	0	0	0	7	7	0	0	7	9
13.1315																
Reading Teacher Education	0	0	0	0	0	0	0	0	0	0	0	1	0	0	0	1
13.1316																
Science Teacher Ed General	0	0	0	0	0	0	0	0	0	0	2	5	0	0	2	5
13.1318																
Social Studies Teacher Ed	0	0	0	0	0	0	0	0	0	0	1	0	0	0	1	0
13.1399																
Tchr Ed Acad/Voc Pgms Oth	0	0	0	0	0	0	0	0	0	0	6	48	0	0	6	48
14.0301																
Agricultural Engineering	0	0	0	0	0	0	0	0	0	0	0	0	0	0	0	0
14.0701																
Chemical Engineering	1	1	0	0	0	0	0	0	0	0	1	4	0	0	2	5
14.0801																
Civil Engineering General	0	0	0	0	0	0	0	0	0	0	2	2	0	0	2	2
14.0899																
Civil Engineering Other	1	1	0	0	0	0	0	0	0	0	8	1	0	0	9	2
14.1001																
Elect Electron & Comm Eng	0	0	0	0	0	0	0	0	0	0	8	1	0	0	8	1
14.1901																
Mechanical Engineering	0	1	0	0	0	0	0	0	0	0	4	0	0	0	4	1

INSTITUTIONS:

Award Level	Non Resident Alien		Black Non Hispanic		American Indian or Alaskan Native		Asian or Pacific Islander		Hispanic		White Non Hispanic		Race/Ethnicity Unknown		Grand Total All Students	
	M	F	M	F	M	F	M	F	M	F	M	F	M	F	M	F
UMO Cont																
16.0901																
French Language/Literature	07	0	1	0	0	0	0	0	0	0	0	0	2	0	0	3
19.0701																
Indiv/Fam Develop Studs Gen	07	0	0	0	0	0	0	0	0	0	0	0	6	0	0	6
23.0101																
English Language/Lit Gen	07	0	0	0	0	0	0	1	0	0	4	3	0	0	4	4
23.1001																
Speech & Rhetorical Studies	07	0	1	1	0	0	0	0	0	0	0	6	0	0	1	7
24.0101																
Lib Arts Sci/Lib Studies	05	0	0	0	0	0	0	0	0	0	2	2	0	0	2	2
26.0202																
Biochemistry	07	0	0	0	0	0	0	0	0	0	1	0	0	0	1	0
26.0301																
Botany General	07	0	0	0	0	0	0	0	0	0	0	1	0	0	0	1
26.0701																
Zoology General	07	0	0	0	0	0	1	0	0	0	4	1	0	0	5	1
26.0702																
Entomology	07	0	0	0	0	0	0	0	0	0	0	1	0	0	0	1
27.0101																
Mathematics	07	1	1	0	0	0	0	0	0	0	1	0	0	0	2	1
40.0501																
Chemistry General	07	3	0	0	0	0	0	0	0	0	0	0	0	0	3	0
40.0601																
Geology	07	0	0	0	0	0	0	0	0	0	5	2	0	0	5	2

INSTITUTIONS:

Award Level Non Resident Alien Black Non Hispanic American Indian or Alaskan Native Asian or Pacific Islander Hispanic White Non Hispanic Race/Ethnicity Unknown Grand Total All Students

	Non Resident Alien		Black Non Hispanic		American Indian or Alaskan Native		Asian or Pacific Islander		Hispanic		White Non Hispanic		Race/Ethnicity Unknown		Grand Total All Students	
	M	F	M	F	M	F	M	F	M	F	M	F	M	F	M	F
UMO Cont																
40.0702																
Oceanography	0	0	0	0	0	0	0	0	0	0	2	0	0	0	2	0
40.0801																
Physics General	0	0	0	0	0	0	0	0	0	0	1	0	0	0	1	0
44.0401																
Public Administration	1	0	0	0	0	0	0	0	0	0	6	5	0	0	7	5
44.0701																
Social Work	0	0	0	0	0	0	1	0	0	0	5	20	0	0	5	21
45.0201																
Anthropology	0	0	0	0	0	0	0	0	0	0	0	1	0	0	0	1
45.0601																
Economics General	0	0	0	0	0	0	0	0	0	0	3	0	0	0	3	0
45.0801																
History General	2	0	0	0	0	0	0	0	0	0	5	3	0	0	7	3
50.0501																
Drama/Theater Arts Gen	0	0	0	0	0	0	0	0	0	0	3	2	0	0	3	2
50.0901																
Music General	0	1	0	0	0	0	0	0	0	0	3	2	0	0	3	3
51.0201																
Communication Disorders Gen	0	0	0	0	0	0	0	0	0	0	0	11	0	0	0	11
51.1601																
Nursing (RN Training)	0	0	0	0	0	0	0	0	0	0	0	4	0	0	0	4
52.0201																
Business Admin & Mgmt Gen	5	4	0	0	0	2	1	0	0	0	24	13	0	0	30	19
2.0201																
Animal Sciences, General	0	1	0	0	0	0	0	0	0	0	0	0	0	0	0	1
2.0501																
Soil Sciences	0	0	0	0	0	0	0	0	0	0	0	2	0	0	0	2
5.0207																
Women's Studies	0	0	0	0	0	0	0	0	0	0	0	0	0	0	0	0
13.0501																
Educational/Instructional Media	0	0	0	0	1	0	0	0	0	0	1	2	0	0	2	2
26.0101																
Biology, General	0	0	0	0	0	0	0	0	0	0	1	0	0	0	1	0
40.0699																
Geological and Related Science	0	0	0	0	0	1	0	0	0	0	0	0	0	0	0	1
45.0699																
Economics, Other	0	1	0	0	0	0	0	0	0	0	0	0	0	0	0	1
07	20	19	1	2	1	4	2	3	2	396	151	250	0	0	175	278

University of Southern Maine

Award Level	Non Resident Alien		Black Non Hispanic		American Indian or Alaskan Native		Asian or Pacific Islander		Hispanic		White Non Hispanic		Race/Ethnicity Unknown		Grand Total All Students	
	M	F	M	F	M	F	M	F	M	F	M	F	M	F	M	F
05.0199																
Area Studies Other																
11.0701	0	0	0	0	0	1	0	0	0	0	3	5	0	0	3	6
Computer Science																
13.0405	0	0	0	0	0	0	0	0	0	0	3	1	0	0	3	2
Elem Mid Sec Educ Admin																
13.1001	0	0	0	0	0	0	0	0	0	0	9	15	0	0	9	15
Special Education General																
13.1101	0	0	0	0	0	0	0	0	0	0	1	13	0	0	1	13
Counselor Ed Cours/Guid Svcs																
13.1201	0	0	0	0	0	0	0	0	0	0	5	19	0	0	5	19
Adult Continuing Teacher Ed																
13.1206	0	0	0	0	0	0	0	1	0	0	5	14	0	0	5	15
Teacher Ed Multiple Levels																
13.1315	0	0	0	0	0	1	0	0	0	0	15	41	0	0	15	42
Reading Teacher Education																
27.0501	0	0	0	0	0	1	0	1	0	0	2	18	0	0	2	20
Mathematical Statistics																
42.1701	0	0	0	0	0	0	0	0	0	0	0	1	0	0	0	1
School Psychology																
44.0501	0	0	0	0	0	0	0	0	0	0	3	10	0	0	3	10
Public Policy Analysis																
51.0701	0	0	0	1	0	0	0	0	0	0	8	5	0	0	8	6
Health Sys/Health Svcs Admin																
51.1307	0	0	0	0	0	0	0	0	0	0	1	1	0	0	1	1
Medical Immunology																
51.1601	0	0	0	0	0	0	0	0	0	0	2	3	0	0	2	3
Nursing (RN Training)																
51.2306	0	0	0	0	0	0	0	0	0	0	2	26	0	0	2	26
Occupational Therapy																
52.0201	0	0	0	0	0	0	0	0	0	0	2	20	0	0	2	20
Business Admin & Mgmt Gen																
13.132	0	0	0	0	0	0	0	1	0	0	20	11	0	0	20	12
Trade & Industrial Tchr Ed																
USM Degree Totals	0	0	0	1	0	3	0	4	0	0	82	203	0	0	82	211

07	25	19	1	3	1	7	2	7	2	396	238	453	0	0	267	489
----	----	----	---	---	---	---	---	---	---	-----	-----	-----	---	---	-----	-----

PUBLIC TOTALS

**MAINE PRIVATE COLLEGES AND UNIVERSITIES
POSTSECONDARY COMPLETIONS
AWARDS/DEGREES CONFERRED BETWEEN JULY 1, 1999 AND JUNE 30, 2000**

INSTITUTIONS:	Award Level	Non Resident Alien		Black Non Hispanic		American Indian or Alaskan Native		Asian or Pacific Islander		Hispanic		White Non Hispanic		Race/Ethnicity Unknown		Grand Total All Students		
		M	F	M	F	M	F	M	F	M	F	M	F	M	F	M	F	
Bangor Theological Seminary																		
39.0601																		
Theology/Theological Studies	07	0	0	0	0	1	0	0	0	0	0	0	0	1	0	0	0	
ETS Degree Totals	07	0	0	0	0	1	0	0	0	0	0	0	0	1	0	0	1	
College of the Atlantic																		
30.9999																		
Multi/Interdisc Studs Oth	07	0	0	0	0	0	0	0	0	0	0	0	0	2	0	0	2	
COA Degree Totals	07	0	0	0	0	0	0	0	0	0	0	0	0	2	0	0	2	
Husson College																		
51.1605																		
Nursing Family Pract (Post-RN)	07	0	0	0	0	0	0	0	0	0	0	0	0	6	0	0	6	
51.161																		
Nursing Psych/Mental Health	07	0	0	0	0	0	0	0	1	0	0	0	0	5	0	0	6	
52.0201																		
Business Admin & Mgmt, Gen	07	3	3	0	0	0	0	0	0	0	0	34	29	0	0	37	32	
52.0301																		
Accounting	07	0	0	0	0	0	0	0	0	0	0	1	0	0	0	1	0	
51.2308																		
Physical Therapy	07	0	1	0	0	0	0	0	0	0	0	13	20	0	0	13	21	
Husson College Degree Totals	7	3	4	0	0	0	0	0	0	0	0	48	60	0	0	51	65	
St Joseph's College																		
51.0701																		
Health Sys/Health Svcs Admin	07	0	0	0	0	0	0	0	0	0	0	1	11	8	28	9	39	
51.1602																		
Nursing Administration	07	0	0	0	0	0	0	0	0	0	0	1	2	0	1	1	3	
SJC Degree Totals	07	0	0	0	0	0	0	0	0	0	0	2	13	8	29	10	42	
Thomas College																		
52.0201																		
Business Admin & Mgmt Gen	07	0	0	0	0	0	0	0	0	0	0	0	0	0	3	12	3	12
13.1321																		
Computer Teacher Educ	07	0	0	0	0	0	0	0	0	0	0	0	0	13	14	13	14	
52.0202																		
Taxation	07	0	0	0	0	0	0	0	0	0	0	0	0	1	0	1	0	
Thomas Degree Totals	07	0	0	0	0	0	0	0	0	0	0	0	0	17	26	16	26	

INSTITUTIONS:

University of New England

	M	F	M	F	M	F	M	F	M	F	M	F	M	F	M	F	M	F	
13.9999																			
Education, Other																			
44.0701	07	0	0	0	1	1	0	0	0	0	0	0	14	73	2	13	17	87	
Social Work																			
51.0807	07	0	1	1	0	0	0	0	0	0	0	0	10	41	1	5	12	48	
Physician Assistant																			
51.1604	07	0	0	0	0	0	0	0	0	0	0	0	15	18	0	2	15	20	
Nursing Anesthetist																			
UNE Degree Totals	07	0	0	2	1	1	1	1	1	0	0	0	3	15	0	1	8	18	
	07	0	1	3	2	2	1	1	1	0	0	0	42	147	3	21	52	173	

PUBLIC TOTALS

07	25	19	1	3	1	7	2	7	2	2	396	238	453	0	0	267	489
----	----	----	---	---	---	---	---	---	---	---	-----	-----	-----	---	---	-----	-----

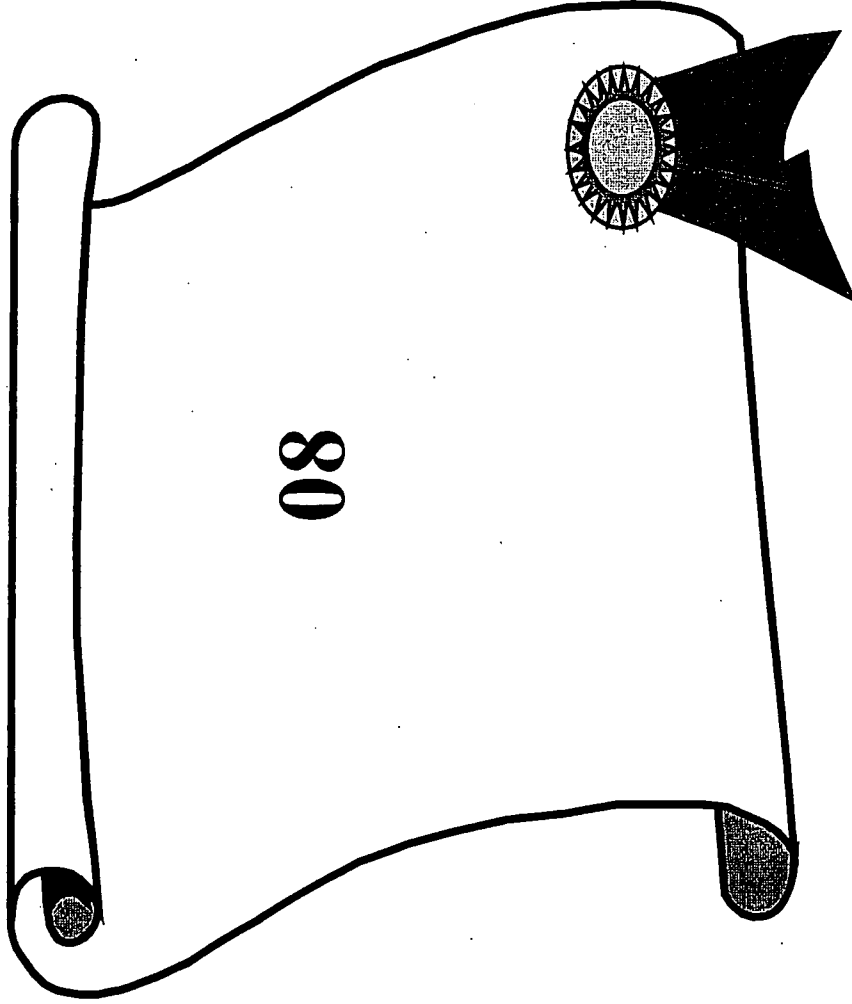
PRIVATE TOTALS

07	3	5	3	2	2	2	1	1	1	1	1	92	222	28	76	130	309
----	---	---	---	---	---	---	---	---	---	---	---	----	-----	----	----	-----	-----

TOTAL ALL STUDENTS

07	28	24	4	5	3	9	3	8	3	397	330	675	28	76	397	798
----	----	----	---	---	---	---	---	---	---	-----	-----	-----	----	----	-----	-----

AWARD LEVEL



08: Post-Master's Certificate

BEST COPY AVAILABLE

**MAINE PUBLIC COLLEGES AND UNIVERSITIES
POSTSECONDARY COMPLETIONS
AWARDS/DEGREES CONFERRED BETWEEN JULY 1, 1999 AND JUNE 30, 2000**

INSTITUTIONS:

Award Level	Non Resident Alien		Black Non Hispanic		American Indian or Alaskan Native		Asian or Pacific Islander		Hispanic		White Non Hispanic		Race/Ethnicity Unknown		Grand Total All Students	
	M	F	M	F	M	F	M	F	M	F	M	F	M	F	M	F
University of Maine																
13.0401																
Educ Admin & Supervis Gen	0	0	0	0	0	0	0	0	0	0	6	10	0	1	6	11
13.1399																
Tchr Ed Acad/Voc Pgms Oth	0	0	0	0	0	0	0	0	0	0	2	5	0	0	2	5
13.1101																
Counselor Ed/Guid Svcs	0	0	0	0	0	0	0	0	0	0	0	2	0	0	0	2
13.1315																
Reading Teacher Education	0	0	0	0	0	0	0	0	0	0	0	6	0	0	0	6
13.1101																
Special Education	0	0	0	0	0	0	0	0	0	0	0	1	0	0	0	1
13.1205																
Secondary Education, General	0	0	0	0	0	0	0	0	0	0	1	0	0	0	1	0
UMO Degree Totals	0	0	0	0	0	0	0	0	0	0	9	24	0	1	9	25

PUBLIC TOTALS

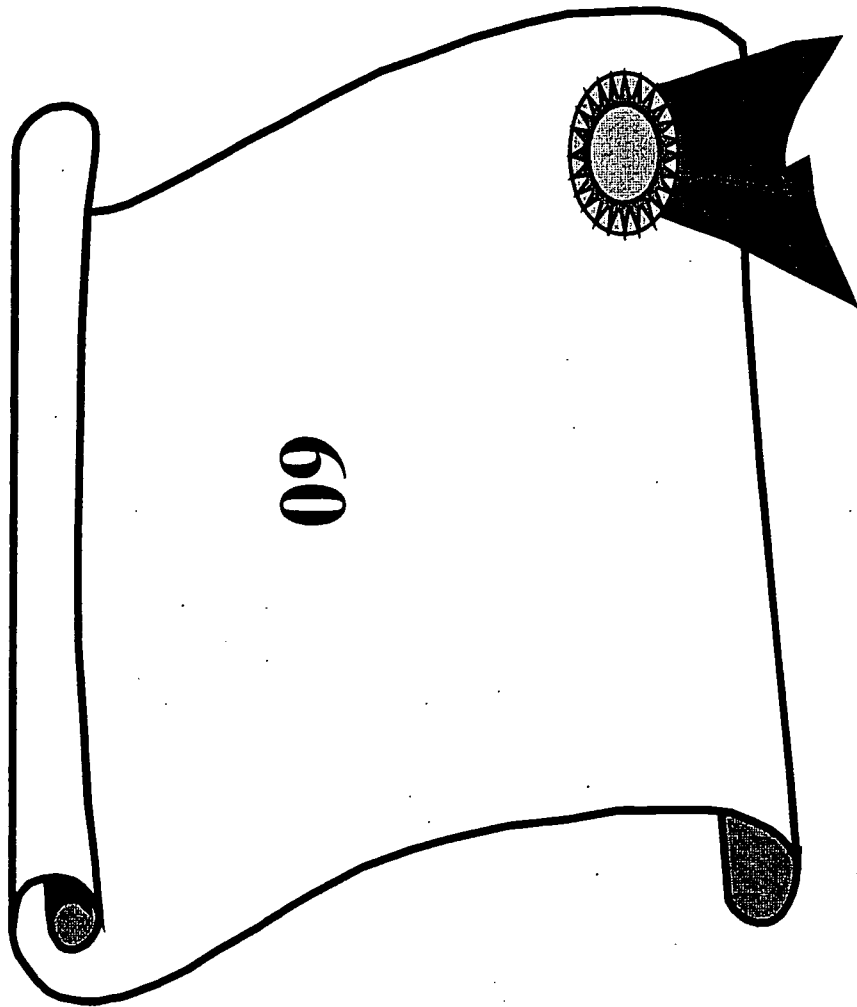
08	0	0	0	0	0	0	0	0	0	0	9	24	0	1	9	25
----	---	---	---	---	---	---	---	---	---	---	---	----	---	---	---	----

**MAINE PUBLIC COLLEGES AND UNIVERSITIES
POSTSECONDARY COMPLETIONS
AWARDS/DEGREES CONFERRED BETWEEN JULY 1, 1999 AND JUNE 30, 2000**

INSTITUTIONS:

Award Level	Non Resident Alien		Black Non Hispanic		American Indian or Alaskan Native		Asian or Pacific Islander		Hispanic		White Non Hispanic		Race/Ethnicity Unknown		Grand Total All Students	
	M	F	M	F	M	F	M	F	M	F	M	F	M	F	M	F
University of Maine																
2.0201																
Animal Sciences, General	0	1	0	0	0	0	0	0	0	0	0	0	0	0	0	1
02.0301																
Food Science & Technology	0	0	0	0	0	0	0	0	0	0	0	0	0	0	0	1
02.0501																
Soil Sciences	0	0	0	0	0	0	1	0	0	0	0	0	0	0	1	0
03.0601																
Wildlife & Wildlands Mgmt	0	0	0	0	0	0	0	0	0	0	2	0	0	0	2	0
13.0101																
Education General	0	0	0	0	0	0	0	0	0	0	1	0	0	0	1	0
13.0401																
Educ Admin & Supervis Gen	0	0	0	0	0	0	0	0	0	0	1	0	0	0	1	0
13.1101																
Counselor Ed Couns/Guid Svcs	0	0	0	0	0	0	0	0	0	0	0	0	0	0	0	0
13.1315																
Reading Teacher Education	0	0	0	0	0	0	0	0	0	0	0	0	0	0	0	1
13.1399																
Tchr Ed, Acad/Voc Prms, Oth	0	0	0	0	0	0	0	0	0	0	2	2	0	0	2	2
14.0701																
Chemical Engineering	0	0	0	0	0	0	0	0	0	0	1	0	0	0	1	0
14.0801																
Civil Engineering General	0	0	0	0	0	0	0	0	0	0	1	0	0	0	1	0
14.0899																
Civil Engineering Other	3	1	1	0	0	0	0	0	0	0	0	0	0	0	4	1
26.0101																
Biology, General	0	0	0	0	0	0	0	0	0	0	1	0	0	1	1	1
26.0402																
Molecular Biology	0	1	0	0	0	0	0	0	0	0	0	0	0	0	0	1
26.0701																
Zoology General	0	0	0	0	0	0	0	0	0	0	0	2	0	0	0	2
40.0501																
Chemistry General	3	0	0	0	0	0	0	0	0	0	1	1	0	0	4	1
40.0702																
Oceanography	0	0	0	0	0	0	0	0	0	0	2	0	0	0	2	0

AWARD LEVEL



09: Doctor's Degree

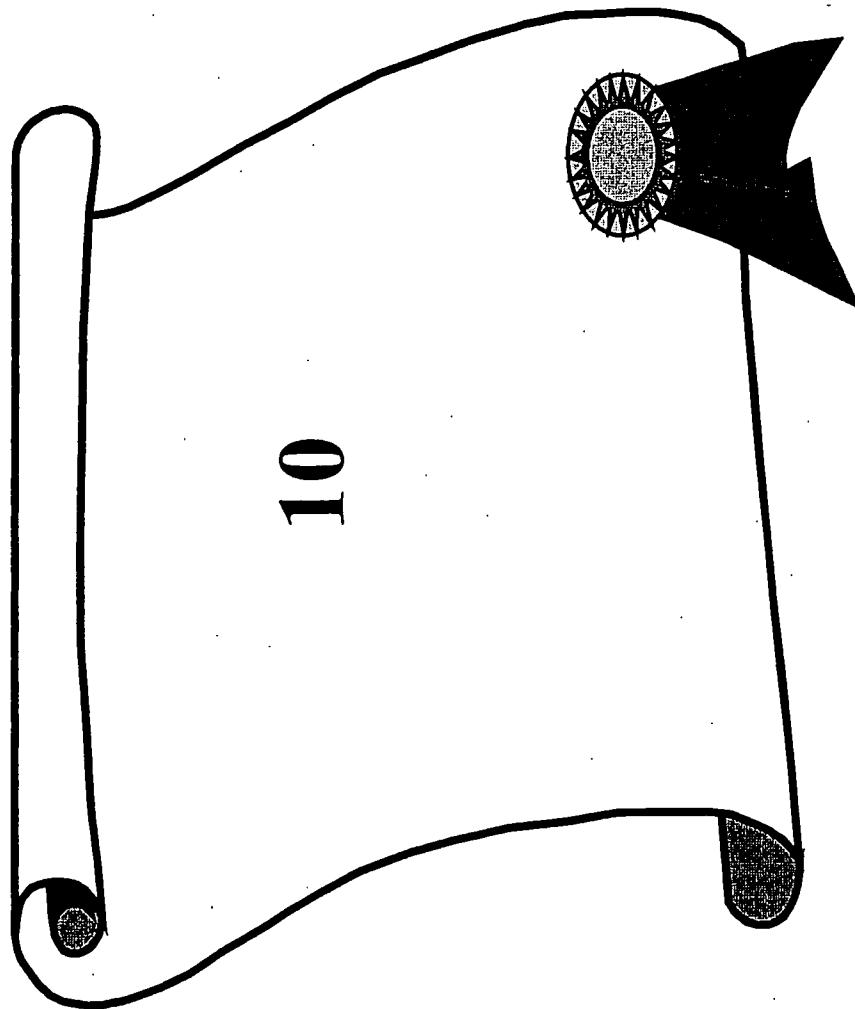
INSTITUTIONS:

Award Level	Non Resident Alien		Black Non Hispanic		American Indian or Alaskan Native		Asian or Pacific Islander		Hispanic		White Non Hispanic		Race/Ethnicity Unknown		Grand Total All Students	
	M	F	M	F	M	F	M	F	M	F	M	F	M	F	M	F
UMO Cont																
40.0801																
Physics General	09	1	0	0	0	0	0	0	0	0	4	0	0	0	5	0
42.0101																
Psychology General	09	0	0	0	0	0	0	0	0	0	1	2	0	0	1	2
44.0401																
Public Admin	09	0	0	0	0	0	0	0	0	0	1	0	0	0	1	0
45.0801																
History General	09	0	0	0	0	0	0	0	0	0	1	0	0	0	1	0
1.0303																
Aquaculture Oper.&Prod. Mgmt.	09	0	0	0	0	0	0	0	0	0	1	0	0	0	1	0
3.0501																
Forestry, General	09	0	0	0	0	0	0	0	0	0	1	0	0	0	1	0
13.1316																
Science Teacher Education	09	0	0	0	0	0	0	0	0	0	0	1	0	0	0	1
14.1001																
Electrical, Electronics and Com	09	0	0	0	0	0	0	0	0	0	2	0	0	0	2	0
14.1901																
Mechanical Engineering	09	0	0	0	0	0	0	0	0	0	1	0	0	0	1	0
26.0501																
Microbio./Bacteriology	09	0	1	0	0	0	0	0	0	0	0	0	0	0	0	1
<u>UMO Degree Totals</u>	09	7	4	1	0	0	0	1	0	0	24	11	0	1	33	16

PUBLIC TOTALS

09	7	4	1	0	0	0	0	1	0	0	24	11	0	1	33	16
----	---	---	---	---	---	---	---	---	---	---	----	----	---	---	----	----

AWARD LEVEL



10

10: First Professional Degree

156

BEST COPY AVAILABLE

157

**MAINE PUBLIC COLLEGES AND UNIVERSITIES
POSTSECONDARY COMPLETIONS
AWARDS/DEGREES CONFERRED BETWEEN JULY 1, 1999 AND JUNE 30, 2000**

INSTITUTIONS:

University of Southern Maine

Award Level	Non Resident Alien		Black Non Hispanic		American Indian or Alaskan Native			Asian or Pacific Islander			Hispanic		White Non Hispanic		Race/Ethnicity Unknown		Grand Total All Students			
	M	F	M	F	M	F	Islander	M	F	M	F	M	F	M	F	M	F	M	F	
22.0101																				
Law (Lib, Jd)	0	0	0	0	0	1	2	1	0	0	0	47	33	0	0	0	0	0	0	38
<u>USM Degree Totals</u>	0	0	0	0	0	0	0	0	0	0	0	0	0	0	0	0	0	0	0	0

PUBLIC TOTALS

10	0	0	0	0	3	0	1	2	1	0	0	47	33	0	0	0	0	0	0	49	38
----	---	---	---	---	---	---	---	---	---	---	---	----	----	---	---	---	---	---	---	----	----

**MAINE PRIVATE COLLEGES AND UNIVERSITIES
POSTSECONDARY COMPLETIONS
AWARDS/DEGREES CONFERRED BETWEEN JULY 1, 1999 AND JUNE 30, 2000**

INSTITUTIONS:

Bangor Theological Seminary

Award Level	Non Resident Alien		Black Non Hispanic		American Indian or Alaskan Native			Asian or Pacific Islander			Hispanic		White Non Hispanic		Race/Ethnicity Unknown		Grand Total All Students			
	M	F	M	F	M	F	Islander	M	F	M	F	M	F	M	F	M	F	M	F	
39.0602																				
Divinity/Ministry(Bd, Mdiv)	0	0	0	0	0	0	0	0	1	0	0	0	6	0	0	0	0	1	0	0
<u>BTS Degree Totals</u>	0	0	0	0	0	0	0	0	1	0	0	0	6	0	0	0	0	1	0	0

University of New England

Award Level	Non Resident Alien		Black Non Hispanic		American Indian or Alaskan Native			Asian or Pacific Islander			Hispanic		White Non Hispanic		Race/Ethnicity Unknown		Grand Total All Students			
	M	F	M	F	M	F	Islander	M	F	M	F	M	F	M	F	M	F	M	F	
51.1901																				
Osteopathic Medicine (DO)	0	1	0	0	0	1	4	4	0	0	0	65	36	0	0	0	0	69	42	42
<u>UNE Degree Totals</u>	0	1	0	0	0	1	4	4	0	0	0	65	36	0	0	0	0	69	42	42

PUBLIC TOTALS

10	0	0	0	0	0	0	0	0	0	0	0	1	6	0	0	0	0	0	0	0
----	---	---	---	---	---	---	---	---	---	---	---	---	---	---	---	---	---	---	---	---

PRIVATE TOTALS

10	0	1	0	0	0	1	4	4	4	0	1	65	36	0	0	0	0	70	42	42
----	---	---	---	---	---	---	---	---	---	---	---	----	----	---	---	---	---	----	----	----

TOTAL ALL STUDENTS

10	0	1	0	0	0	1	4	4	4	0	1	1	1	6	0	0	0	1	1	1
----	---	---	---	---	---	---	---	---	---	---	---	---	---	---	---	---	---	---	---	---

**MAINE PUBLIC COLLEGES AND UNIVERSITIES
POSTSECONDARY COMPLETIONS
AWARDS/DEGREES CONFERRED BETWEEN JULY 1, 1999 AND JUNE 30, 2000**

AWARD LEVEL

Award Level	Non Resident Allen		Black Non Hispanic		American Indian or Alaskan Native		Asian or Pacific Islander		Hispanic		White Non Hispanic		Race/ Ethnicity Unknown		Grand Total All Students	
	M	F	M	F	M	F	M	F	M	F	M	F	M	F	M	F
Less than 1 Academic Year	0	0	0	0	0	0	0	0	0	0	1	1	0	0	1	1
1 but Less than 2 Academic Yrs	1	0	1	0	1	3	0	0	1	1	225	71	8	5	237	80
Associate's Degree	4	5	2	2	10	19	4	2	3	5	526	821	32	32	581	886
2 but Less than 4 Academic Yrs	0	0	0	0	0	0	0	0	0	0	0	0	0	0	0	0
Bachelor's Degree	48	91	10	5	11	20	14	20	6	13	1210	1666	5	21	1304	1836
Post Baccalaureate Certificate	4	0	0	0	0	0	0	0	0	0	0	0	0	0	4	0
Master's Degree	22	12	0	0	1	3	3	2	1	0	230	465	0	0	257	482
Post-Master's Certificate	0	0	0	0	0	0	0	0	0	0	9	24	0	1	9	25
Doctor's Degree	7	4	1	0	0	0	1	0	0	0	24	11	0	1	33	16
1st Professional Degree (Post-Degree)	0	0	0	0	0	0	0	0	0	0	0	2	0	0	0	2
1st Professional Certificates	0	0	0	0	0	0	0	0	0	0	0	0	0	0	0	0
PUBLIC TOTALS	86	112	14	7	23	45	22	24	11	19	2,225	3,061	45	60	2,426	3,328

**MAINE PRIVATE COLLEGES AND UNIVERSITIES
POSTSECONDARY COMPLETIONS
AWARDS/DEGREES CONFERRED BETWEEN JULY 1, 1999 AND JUNE 30, 2000**

AWARD LEVEL

	Non Resident Allen		Black Non Hispanic		American Indian or Alaskan Native		Asian or Pacific Islander		Hispanic		White Non Hispanic		Race/ Ethnicity Unknown		Grand Total All Students	
	M	F	M	F	M	F	M	F	M	F	M	F	M	F	M	F

	Non Resident Allen		Black Non Hispanic		American Indian or Alaskan Native		Asian or Pacific Islander		Hispanic		White Non Hispanic		Race/ Ethnicity Unknown		Grand Total All Students	
	M	F	M	F	M	F	M	F	M	F	M	F	M	F	M	F
Less than 1 Academic Year	0	0	0	0	0	0	0	0	0	0	1	1	0	0	1	1
1 but Less than 2 Academic Yrs	0	0	0	6	5	1	0	0	2	396	215	10	14	438	227	851
Associate's Degree	2	3	3	3	0	1	0	5	2	3	89	375	18	60	114	450
2 but Less than 4 Academic Yrs	0	0	0	0	0	0	0	0	0	0	0	0	0	0	0	0
Bachelor's Degree	24	18	12	16	6	5	43	41	9	15	823	1148	86	193	1003	1436
Post Baccalaureate Certificate	0	0	0	0	0	0	0	0	0	0	0	0	0	0	0	0
Master's Degree	3	2	2	3	1	1	0	6	0	1	81	195	38	86	125	294
Post-Master's Certificate	0	0	0	0	0	0	0	0	0	0	0	1	0	0	0	1
Doctor's Degree	0	0	0	0	0	0	0	0	0	0	0	0	0	0	0	0
1st Professional Degree (Post-Degree)	0	0	0	0	0	0	0	3	1	0	56	37	0	0	57	40
1st Professional Certificates	0	0	0	0	0	0	0	0	0	0	0	0	0	0	0	0

PRIVATE TOTALS

All	0	23	17	28	12	8	43	55	14	415	1265	1767	156	777	1527	3073
-----	---	----	----	----	----	---	----	----	----	-----	------	------	-----	-----	------	------

BEST COPY AVAILABLE



**SUMMARY OF TOTALS BY AWARD LEVELS
MAINE PUBLIC AND PRIVATE COLLEGES AND UNIVERSITIES
POSTSECONDARY COMPLETIONS
AWARDS/DEGREES CONFERRED BETWEEN JULY 1, 1999 AND JUNE 30, 2000**

AWARD LEVEL

Award Level	Non Resident Alien	Black Non Hispanic	American Indian or Alaskan Native	Asian or Pacific Islander	Hispanic	White Non Hispanic	Race/Ethnicity Unknown	Grand Total All Students
--------------------	---------------------------	---------------------------	--	----------------------------------	-----------------	---------------------------	-------------------------------	---------------------------------

Award Level	Non Resident Alien		Black Non Hispanic		American Indian or Alaskan Native		Asian or Pacific Islander		Hispanic		White Non Hispanic		Race/Ethnicity Unknown		Grand Total All Students	
	M	F	M	F	M	F	M	F	M	F	M	F	M	F	M	F
Less than 1 Academic Year	0	0	0	0	0	0	0	0	0	0	0	0	1	0	1	0
1 but Less than 2 Academic Yrs	1	0	2	0	1	3	0	0	1	1	231	82	9	5	245	91
Associate's Degree	6	8	5	5	10	20	4	7	5	8	615	1196	50	92	695	1336
2 but Less than 4 Academic Yrs	3	0	0	0	1	0	0	0	0	0	63	3	7	0	74	3
Bachelor's Degree	72	109	22	21	17	25	57	61	15	28	2,033	2,814	91	214	2,307	3,272
Post Baccalaureate Certificate	2	0	0	0	0	0	0	0	0	0	0	0	0	0	2	0
Master's Degree	25	14	2	3	2	4	3	8	1	1	311	660	38	86	382	776
Post-Master's Certificate	0	0	0	0	0	0	0	0	0	0	7	20	0	0	7	20
Doctor's Degree	5	4	1	0	0	0	1	0	0	0	13	14	0	0	20	18
1st Professional Degree (Post-Degree)	0	0	0	0	0	0	0	3	1	0	56	39	0	0	57	42
1st Professional Certificates	0	0	0	0	0	0	0	0	0	0	0	0	0	0	0	0

PUBLIC AND PRIVATE TOTAL	29	135	32	29	31	52	65	79	23	38	3,329	4,828	196	397	3,790	5,558
---------------------------------	-----------	------------	-----------	-----------	-----------	-----------	-----------	-----------	-----------	-----------	--------------	--------------	------------	------------	--------------	--------------

**SUMMARY OF AWARDS/DEGREES
BY CIP CODES- 2000 COMPLETIONS**

CIP Codes	AWARDS/DEGREES	INSTITUTION	M	F	TOTAL
01.0101 (03)	Agri Bus & Mgmt Gen	NMTC	1	0	1
01.0103 (05)	Agriculture Economics	UMO	0	3	3
01.0103 (07)	Agriculture Economics	UMO	4	3	7
Totals			5	6	11
01.0303 (05)	Aquacult Op & Prod Mgmt	UMO	7	1	8
01.0303 (05)	Aquacult Op & Prod Mgmt	UNITY	9	0	9
01.0303 (07)	Aquacult Op & Prod Mgmt	UMO	0	1	1
01.0601 (03)	Horticult Svcs Op/Mgmt	SMTC	4	6	10
01.0605 (05)	Landscaping Ops & Mgmt	UMO	4	5	9
01.0605 (07)	Landscaping Ops & Mgmt	UMO	0	1	1
01.0606 (03)	Nursery Opers & Mgmt	UMO	1	0	1
02.0101 (05)	Agricult/Agri Scis Gen	UMO	2	3	5
02.0201 (05)	Animal Sciences General	UMO	3	14	17
02.0201 (09)	Animal Sciences General	UMO	1	0	1
02.0299 (03)	Animal Sciences Other	UMO	0	1	1
Totals			24	31	55
02.0301(05)	Food Science & Techlgy	UMO	0	18	20
02.0301(07)	Food Science & Techlgy	UMO	2	10	12
02.0301(09)	Food Science & Techlgy	UMO	2	1	1
Totals			4	29	33
02.0499 (07)	Plant Sciences, Other	UMO	2	1	3
02.0501 (09)	Soil Sciences	UMO	1	0	1
03.0102 (03)	Environmental Sci/Studs	Unity	2	4	6
03.0102(05)	Environmental Sci/Studs	UMM	8	9	17
03.0102 (05)	Environmental Sci/Studs	USM	4	7	11
03.0102 (05)	Environmental Sci/Studs	Bates	20	13	33
03.0102 (05)	Environmental Sci/Studs	Bowdoin	12	19	31
03.0102 (05)	Environmental Sci/Studs	Colby	6	6	12
03.0102 (05)	Environmental Sci/Studs	UNE	6	2	8
03.0102 (07)	Environmental Sci/Studs	UMO	0	0	0
Totals			61	61	122

03.0201 (05)	Nat Resourc Mgmt & Policy	Unity	11	7	18
03.0299 (05)	Nat Mgmt/Protect Svcs	UMO	3	3	2
Totals			14	14	9
03.0301 (05)	Fishing & Fishry Sci & Mgmt	Unity	4	0	4
03.0404 (02)	Forest Products Tech/Tech	KVTC	31	6	37
03.0404 (03)	Forest Products Tech/Tech	KVTC	12	1	13
Totals			47	7	54
03.0501 (05)	Forestry General	UMO	25	2	27
03.0501 (07)	Forestry General	UMO	4	5	9
Totals			29	7	36
03.0502 (05)	Forestry Ecosystem Sci	UMO	5	0	5
03.0502 (05)	Forestry Ecosystem Sci	Unity	7	1	8
Totals			12	1	13
03.0509 (05)	Wood Sci & Pulp/Paper T	UMO	1	0	1
03.0509 (06)	Wood Sci & Pulp/Paper T	UMO	4	0	4
03.0599 (05)	Forestry & Rel Sci Oth	UMO	1	0	1
03.0601 (05)	Wildlife & Wildlands Mgmt	UMO	15	8	23
03.0601 (05)	Wildlife & Wildlands Mgmt	Unity	6	9	15
03.0601 (07)	Wildlife & Wildlands Mgmt	UMO	1	2	3
03.0601 (09)	Wildlife & Wildlands Mgmt	UMO	2	0	2
Totals			30	19	49
03.9999 (05)	Conserv & Renew Nat Res	Unity	24	2	26
04.0201 (03)	Architecture	UMA	1	0	1
05.0101 (05)	African Studies	Bates	0	0	0
05.0102 (05)	American Studies/Civiliz	Bates	5	8	13
05.0102 (05)	American Studies/Civiliz	Colby	5	9	14
05.0102 (05)	American Studies/Civiliz	UNE	1	3	4
Totals			36	22	58
05.0103 (05)	Asian Studies	Bowdoin	1	5	6
05.0107 (05)	Latin American Studies	Colby	1	1	2
05.0104 (05)	East Asian Studies	Bates	3	1	4
05.0104 (05)	East Asian Studies	Colby	4	6	10
Totals			9	13	22
05.0110 (05)	Russian, Slavic Area Sts	Colby	0	1	1
05.0199 (05)	Area Studies, Other	Colby	14	15	29
05.0199 (07)	Area Studies, Other	USM	3	6	9
Totals			17	21	38

05.0201 (05)	Afro-Amer (Black) Studs	Bowdoin	1	1	2
05.0207 (05)	Women's Studies	Bates	0	6	6
05.0207 (05)	Women's Studies	Bowdoin	0	4	4
05.0207 (05)	Women's Studies	Colby	0	4	4
05.0207(07)	Women's Studies	UMO	0	0	0
05.0207 (05)	Women's Studies	USM	0	3	3
Totals			1	18	19
08.0102 (03)	Fashion Merchandising	Thomas	0	2	2
08.1199 (03)	Tour/Travel Svcs Mktg Op	Mid State	0	7	7
09.0101 (03)	Communications, General	Husson	0	0	0
09.0101 (05)	Communications, General	UMPI	1	2	3
09.0101 (05)	Communications, General	USM	9	32	41
Totals			10	43	53
09.0401 (05)	Journalism	UMO	5	13	18
09.0403 (05)	Mass Communications	UMO	11	11	22
09.0403 (05)	Mass Communications	St Joseph's College	8	6	14
Totals			24	30	54
11.0101 (03)	Computer & Info Sci Gen	UMA	13	5	18
11.0101 (03)	Computer & Info Sci Gen	Mid State	2	0	2
11.0101 (03)	Computer & Info Sci Gen	Thomas	0	1	1
11.0101 (05)	Computer & Info Sci Gen	Thomas	11	1	12
11.0101 (05)	Computer & Info Sci Gen	Husson	7	5	12
Totals			33	12	45
11.0201 (03)	Computer Programming	NMTC	8	0	8
11.0401 (03)	Information Sci & Systems	Husson	4	6	10
11.0701 (03)	Computer Science	Mid-State	0	0	0
11.0701 (05)	Computer Science	UMO	21	1	22
11.0701 (05)	Computer Science	USM	9	0	9
11.0701 (05)	Computer Science	Bowdoin	4	1	5
11.0701 (05)	Computer Science	Colby	8	1	9
11.0701 (07)	Computer Science	UMO	16	71	87
11.0701 (07)	Computer Science	USM	9	0	9
Totals			79	80	159

BEST COPY AVAILABLE

170

171

	Computer & Info Science Other	UMFK	2	2	4
11.9999 (05)	Computer & Info Science Other	UMFK	2	2	4
12.0503 (02)	Culinary Arts/Chef Training	CMTC	4	1	5
12.0504 (02)	Food & Beverage/Restaurant Op Mgmt	WCTC	1	2	3
12.0599 (02)	Food-Service Specialist	EMTC	1	1	2
12.0599 (03)	Culinary Arts/Rel Svcs Other	EMTC	4	3	7
13.0101 (05)	Education General	SJC	2	24	26
13.0401(07)	Education Admin & Supervis Gen	UMO	9	8	17
13.0401 (08)	Education Admin & Supervis Gen	UMO	6	11	17
13.0401 (09)	Education Admin & Supervis Gen	UMO	1	0	1
13.0405 (07)	Elem, Mid, Sec, Education/Administration	USM	0	9	9
13.0406 (07)	Higher Education Admin	UMO	3	7	10
13.1001 (07)	Special Education General	UMO	0	19	19
13.1001 (07)	Special Education General	USM	1	13	14
13.1005 (05)	Educ - Emot Handicapped	UMF	1	5	6
13.1006 (05)	Educ - Ment Handicapped	UMF	1	4	5
13.1011 (05)	Educ - Specific Learn Dis	UMF	1	16	17
13.1099 (05)	Special Education, Other	UMF	0	12	12
13.1101 (07)	CounsEd Couns/Guid Svcs	UMO	0	11	18
13.1101 (07)	CounsEd Couns/Guid Svcs	USM	5	19	24
13.1101 (08)	CounsEd Couns/Guid Svcs	UMO	0	2	2
13.1101 (09)	CounsEd Couns/Guid Svcs	UMO	0	0	0
Totals			37	172	209
13.1201 (07)	Adult, Continuing Tchr Ed	USM	5	15	20
13.1202 (05)	Elementary Teacher Educ	UMO	16	71	87
13.1202 (05)	Elementary Teacher Educ	UMF	13	54	67
13.1202 (05)	Elementary Teacher Educ	UMFK	30	75	105
13.1202 (05)	Elementary Teacher Educ	UMM	0	8	8
13.1202 (05)	Elementary Teacher Educ	UMPI	7	16	23
13.1202 (05)	Elementary Teacher Educ	USM	1	4	1
13.1202 (05)	Elementary Teacher Educ	UNE	0	8	8
13.1202 (07)	Elementary Teacher Educ	UMO	9	19	28
Totals			81	270	347
13.1203 (05)	Jr Hi/Inter/Mid Sch Tchr Ed	UMM	1	2	3
13.1204 (03)	PreElem/EC/Kinderng Tchr	SMTC	0	8	8
13.1204 (05)	PreElem/EC/Kinderng Tchr	UNE	0	3	3
13.1204 (05)	PreElem/EC/Kinderng Tchr	UMF	0	22	22
Totals			1	35	36

13.1205 (05)	Secondary Teacher Educ	UMO	16	71	87
13.1205 (05)	Secondary Teacher Educ	UMF	16	30	46
13.1205 (07)	Secondary Teacher Educ	UMO	12	14	26
Totals			44	115	159
13.1206 (07)	Tchr Ed, Multiple Levels	USM	15	42	57
13.1302 (05)	Art Teacher Education	UMO	3	2	5
13.1303 (05)	Business Teacher Ed (Voc)	UMM	0	0	0
13.1303 (05)	Business Teacher Ed (Voc)	Husson	0	0	0
13.1303 (05)	Business Teacher Ed (Voc)	Thomas	0	1	1
Totals			18	45	63
13.1307 (05)	Health Teacher Education	UMF	2	2	4
Totals			2	2	4
13.1309 (05)	Tech Tchr Ed/Ind Art Tchr	USM	7	3	10
13.1311 (05)	Mathematics Teacher Ed	Thomas	2	0	2
13.1312 (05)	Music Education Teacher	UMO	3	9	12
13.1312 (05)	Music Education Teacher	USM	3	4	7
Totals			15	16	31
13.1314 (05)	Physl Ed Tchng & Coachg	UMPI	4	2	6
13.1314 (05)	Physl Ed Tchng & Coachg	UMO	25	21	46
13.1314 (05)	Physl Ed Tchng & Coachg	SJC	1	5	6
13.1314 (07)	Physl Ed Tchng & Coachg	UMO	7	9	16
Totals			37	37	74
13.1315 (07)	Reading Teacher Education	UMO	0	1	1
13.1315 (07)	Reading Teacher Education	USM	3	28	31
13.1315 (08)	Reading Teacher Education	UMO	0	6	6
13.1315 (09)	Reading Teacher Education	UMO	0	1	1
Totals			3	36	39
13.1316 (07)	Science Teacher Ed, Gen	UMO	2	5	7
13.1317 (07)	Social Studies Teacher Ed, Gen	UMO	1	0	1
Totals			3	5	8
13.1320 (05)	Trade & Ind Tchr Ed (Voc)	USM	9	7	16
13.1320 (07)	Trade & Ind Tchr Ed (Vo	USM	1	0	1
Totals			10	7	17

	Teacher Ass/Aide	KVTC	0	18	18
13.1501 (03)	Computer Teacher Educ	Thomas College			
13.1321 (07)	Tchr Ed Acad/Voc Pgms	UMO	3	12	15
13.1399 (07)	Tchr Ed Acad/Voc Pgms	UMO	6	48	54
13.1399 (08)	Tchr Ed Acad/Voc Pgms	UMO	2	5	7
13.1399 (09)	Tchr Ed Acad/Voc Pgms	UMO	2	2	4
Totals			10	55	65
13.9999 (07)	Education, Other	UNE	17	87	104
14.0301 (05)	Agricultural Engineering	UMO	7	0	7
14.0301 (07)	Agricultural Engineering	UMO	0	0	0
Totals			24	87	111
14.0701 (05)	Chemical Engineering	UMO	21	6	27
14.0701 (07)	Chemical Engineering	UMO	2	5	7
14.0701 (09)	Chemical Engineering	UMO	1	0	1
Totals			24	11	35
14.0801 (05)	Civil Engineering Gen	UMO	17	6	23
14.0801 (07)	Civil Engineering Gen	UMO	2	2	4
14.0801 (09)	Civil Engineering Gen	UMO	1	0	1
Totals			20	8	28
14.0899 (05)	Civil Engineering Other	UMO	17	6	23
14.0899 (07)	Civil Engineering Other	UMO	9	2	11
14.0899 (09)	Civil Engineering Other	UMO	4	1	5
Totals			30	9	39
14.1001 (05)	Elect Electron & Comm Eng	UMO	21	2	23
14.1001 (05)	Elect Electron & Comm Eng	USM	10	0	10
14.1001 (07)	Elect Electron & Comm Eng	UMO	8	1	9
Totals			39	3	42
14.2201 (05)	Naval Arch & Marine Eng	MMA	44	2	46
14.1201 (05)	Engineering Physics	UMO	5	1	6
14.2701 (05)	Systems Engineering	MMA	5	0	5
14.1901 (05)	Mechanical Engineering	UMO	11	1	12
14.1901 (07)	Mechanical Engineering	UMO	4	1	5
Totals			69	5	74
15.0101 (03)	Architectural Eng T/Tech	CMTC	3	1	4
15.0201 (05)	Civil Eng/Civil Tech/Tech	UMO	7	1	8
Totals			10	2	12

15.0301 (03)	Com Eng T/T	SMTC	3	0	3
15.0303 (03)	Elect/Electron/Comm Eng T	SMTC	15	1	16
15.0303 (03)	Elect/Electron/Comm Eng T	EMTC	5	0	5
15.0303 (03)	Elect/Electron/Comm Eng T	KVTC	13	0	13
15.0303 (03)	Elect/Electron/Comm Eng T	NMTC	1	2	3
Totals			34	3	37
15.0399 (03)	Elec & Electronic Eng Rel T	EMTC	11	0	11
15.0399 (03)	Elec & Electronic Eng Rel T	SMTC	3	0	3
15.0399 (05)	Elec & Electronic Eng Rel T	UMO	14	0	14
Totals			28	0	28
15.0403 (02)	Electromechanical Tech	CMTC	0	0	0
15.0403 (03)	Electromechanical Tech	CMTC	8	1	9
Totals			8	1	9
15.0404 (04)	Instrumentation Tech/Tech	NMTC	2	0	2
Totals			2	0	2
15.0405 (02)	Robotics Tech/Tech	CMTC	1	0	1
15.0507 (02)	Environ & Pollutn Ctrl T/T	SMTC	0	0	0
15.0599 (03)	Environ Ctrl Tech/Tech Oth	SMTC	2	1	3
15.0603 (05)	Industrial/Manuf Tech/Tech	USM	27	2	29
15.0701 (02)	Occup Safety & Health T/T	CMTC	1	1	2
15.0701 (03)	Occup Safety & Health T/T	CMTC	3	3	6
Totals			34	7	41
15.0805 (05)	Mechanical Eng/Mech T/T	UMO	25	0	25
Totals			25	0	25
15.1001 (02)	Construction/Bldg T/T	CMTC	1	0	1
15.1001 (03)	Construction/Bldg T/T	CMTC	2	0	2
15.1001 (03)	Construction/Bldg T/T	EMTC	4	0	4
15.1001 (03)	Construction/Bldg T/T	WCCTC	0	0	0
15.1001 (04)	Construction/Bldg T/T	EMTC	2	0	2
Totals			9	0	9
15.9999 (05)	Engineering Rel T/T Oth	MMA	22	0	22
16.0101 (05)	Foreign Langs & Lit Gen	UMO	3	3	6
16.0301 (05)	Chinese Language/Literature	Bates	0	0	0
16.0402 (05)	Russian Language/Lit	Bates	1	0	1
16.0402 (05)	Russian Language/Lit	Bowdoin	0	1	1
Totals			26	4	30



16.0501 (05)	German Language/Lit	UMO	2	1	3
16.0501 (05)	German Language/Lit	Bates	3	1	4
16.0501 (05)	German Language/Lit	Bowdoin	5	6	11
16.0501 (05)	German Language/Lit	Colby	2	1	3
Totals			12	9	21
16.0901 (05)	French Language/Lit	UMO	0	2	2
16.0901 (05)	French Language/Lit	UMPI	0	0	0
16.0901 (05)	French Language/Lit	USM	0	0	0
16.0901 (05)	French Language/Lit	Bates	0	4	4
16.0901 (05)	French Language/Lit	Bowdoin	4	9	13
16.0901 (05)	French Language/Lit	Colby	1	13	14
16.0901 (07)	French Language/Lit	UMO	0	6	6
Totals			5	34	39
16.0905 (05)	Spanish Language/Lit	UMO	0	1	1
16.0905 (05)	Spanish Language/Lit	Bates	1	6	7
16.0905 (05)	Spanish Language/Lit	Bowdoin	4	9	13
16.0905 (05)	Spanish Language/Lit	Colby	3	6	9
Totals			8	22	30
16.0999 (05)	Romance Lang/Lit Oth		1	0	1
Totals			1	0	1
16.1201 (05)	Classics/Class Lang Oth	Bowdoin	2	1	3
16.1201 (05)	Classics/Class Lang Oth	Colby	3	1	4
Totals			5	2	7
19.0701 (05)	Indiv/Fam Dev Studs Gen	UMO	0	37	37
19.0701 (07)	Indiv/Fam Dev Studs Gen	UMO	0	5	5
Totals			0	42	42
19.0706 (02)	Child Grth/Care/Dev Studs	YCTC	0	1	1
20.0201 (03)	Child Care/Guide Wkr/Mgr	UMM	0	3	3
20.0401 (03)	Institin Food Wkr/Adm Gen	SMTC	20	15	35
20.0401 (04)	Institin Food Wkr/Adm Gen	SMTC	2	0	2
Totals			22	15	37
20.0404 (03)	Dietician Assistant	SMTC	3	4	7
20.0404 (03)	Dietician Assistant	WCTC	1	3	4
Totals			4	7	11

	Law (LLB, JD)	USM	49	38	87
22.0101 (10)		USM			
22.0103 (02)	Paralegal/Legal Assistant	Andover	2	7	9
22.0103 (02)	Paralegal/Legal Assistant	Beal	1	0	1
22.0103 (03)	Paralegal/Legal Assistant	Andover	1	17	18
22.0103 (03)	Paralegal/Legal Assistant	Beal	0	2	2
22.0103 (03)	Paralegal/Legal Assistant	Husson College	0	1	1
22.0103 (03)	Paralegal/Legal Assistant	Thomas College	0	5	5
22.0103 (05)	Paralegal/Legal Assistant	Husson	1	2	3
Totals			54	72	126
23.0101 (05)	English Lang/Lit Gen	UMO	18	26	44
23.0101 (05)	English Lang/Lit Gen	UMA	2	3	5
23.0101 (05)	English Lang/Lit Gen	UMF	5	6	11
23.0101 (05)	English Lang/Lit Gen	UMFK	0	1	1
23.0101 (05)	English Lang/Lit Gen	UMM	0	4	4
23.0101 (05)	English Lang/Lit Gen	UMPI	1	5	6
23.0101 (05)	English Lang/Lit Gen	USM	11	24	35
23.0101 (05)	English Lang/Lit Gen	Bates	18	19	37
23.0101 (05)	English Lang/Lit Gen	Bowdoin	8	13	21
23.0101 (05)	English Lang/Lit Gen	SJC	5	3	8
23.0101 (07)	English Lang/Lit Gen	UMO	4	4	8
Totals			72	108	180
23.0501 (05)	English Creative Writing	UMF	3	8	11
23.0801 (05)	English Lit (Brit/Comwlth)	Colby	20	29	49
23.1001 (05)	Speech & Rhetorical Studs	UMO	9	7	16
23.1001 (05)	Speech & Rhetorical Studs	Bates	4	3	7
23.1001 (07)	Speech & Rhetorical Studs	UMO	2	2	4
Totals			45	49	87

24.0101 (03)	Lib Arts, Sci/Lib Studs	UMA	5	15	20
24.0101 (03)	Lib Arts, Sci/Lib Studs	UMFK	12	18	30
24.0101 (03)	Lib Arts, Sci/Lib Studs	UMPI	16	35	51
24.0101 (03)	Lib Arts, Sci/Lib Studs	USM	5	35	40
24.0101 (03)	Lib Arts, Sci/Lib Studs	Unity College	1	2	3
24.0101 (03)	Lib Arts, Sci/Lib Studs	UMM	1	5	6
24.0101 (03)	Lib Arts, Sci/Lib Studs	UMO	3	8	11
24.0101 (05)	Lib Arts, Sci/Lib Studs	UMFK	12	18	30
24.0101 (05)	Lib Arts, Sci/Lib Studs	UMPI	16	35	51
24.0101 (05)	Lib Arts, Sci/Lib Studs	USM	15	35	50
24.0101 (05)	Lib Arts, Sci/Lib Studs	UNE	1	2	3
24.0101 (07)	Lib Arts, Sci/Lib Studs	UMO	2	2	4
Totals			89	210	299
24.0102 (03)	General Studies	UMA	8	49	57
24.0102 (05)	General Studies	UMF	1	6	7
24.0103 (05)	Humanits/Humanistic Studs	USM	0	1	1
24.0103 (05)	Humanits/Humanistic Studs	Husson	1	2	3
24.0103 (05)	Humanits/Humanistic Studs	Unity	0	3	3
24.0194 (02)	Lib Arts & Gen Studies	WCTC	0	1	1
24.0199 (02)	Lib Arts Sci/Gen St Hum	SMTC	0	0	0
24.0199 (03)	Lib Arts Sci/Gen St Hum	NMTC	0	0	0
24.0199 (03)	Lib Arts Sci/Gen St Hum	CMTC	0	0	0
25.0301 (03)	Library Assistant	UMA	0	10	10
Totals:			10	72	82
26.0101(05)	Biology, General	UMO	13	19	32
26.0101(05)	Biology, General	UMF	5	4	9
26.0101(05)	Biology, General	UMFK	3	4	7
26.0101(05)	Biology, General	UMM	6	5	11
26.0101(05)	Biology, General	UMPI	4	1	5
26.0101(05)	Biology, General	USM	9	13	22
26.0101(05)	Biology, General	Bates	20	26	46
26.0101(05)	Biology, General	Bowdoin	11	20	31
26.0101(05)	Biology, General	Colby	29	33	62
26.0101(05)	Biology, General	St Joseph's College	4	8	12
26.0101(05)	Biology, General	UNE	1	6	7
26.0101(09)	Biology, General	UMO	1	1	2
Totals			106	140	246

185

26.0202 (05)	Biochemistry	UMO	3	6	9
26.0202 (05)	Biochemistry	Bates	6	8	14
26.0202 (05)	Biochemistry	Bowdoin	13	7	20
26.0202 (07)	Biochemistry	UMO	1	1	2
Totals			23	22	45
26.0301 (07)	Botany, General	UMO	0	1	1
Totals			0	1	1
26.0402 (05)	Molecular Biology	UMO	0	1	1
26.0402 (09)	Molecular Biology	UMO	0	1	1
Totals			0	1	1
26.0501 (05)	Microbiology/Bacteriology	UMO	6	2	8
Totals			6	5	11
26.0607 (05)	Marine/Aquatic Biology	UNE	2	9	11
26.0608 (05)	Neuroscience	Bowdoin	4	3	7
26.0701 (05)	Zoology, General	UMO	6	6	12
26.0701 (07)	Zoology, General	UMO	5	1	6
26.0701 (09)	Zoology, General	UMO	0	2	2
Totals			17	21	38
26.0702 (07)	Entomology	UMO	0	1	1
26.9999 (05)	Biologl Sci/Life Sci Oth	MMA	4	10	14
Totals			4	11	15
27.0101 (05)	Mathematics	UMO	2	3	5
27.0101 (05)	Mathematics	UMF	2	3	5
27.0101 (05)	Mathematics	UMPI	0	1	1
27.0101 (05)	Mathematics	USM	3	6	9
27.0101 (05)	Mathematics	Bates	7	7	14
27.0101 (05)	Mathematics	Bowdoin	4	4	8
27.0101 (05)	Mathematics	Colby	8	2	10
27.0101 (05)	Mathematics	St Joseph's College	1	2	3
27.0101 (07)	Mathematics	UMO	2	1	3
Totals			29	29	58
27.0501 (07)	Mathematical Statistics	USM	0	1	1
27.9999 (05)	Mathematics Other	UMA	0	0	0
30.0101 (05)	Biological & Physical Sci	UMFK	5	0	5
30.0101 (05)	Biological & Physical Sci	UMPI	1	2	3
Totals			6	3	9

	Bible/Biblical Studies	NEBBC	1	1	1	2
39.0201 (05)	Theology/Theologl Studs	SJC	0	0	0	0
39.0601 (05)	Theology/Theologl Studs	BTS	0	1	1	1
39.0601 (07)			1	2	2	3
Totals			3	11	11	14
39.0602 (10)	Divinity/Minist (BD, MDIV)	USM	0	11	11	11
40.0101 (05)	Physical Sciences, Gen		3	22	22	25
Totals			2	2	2	4
40.0501 (05)	Chemistry	UMO	1	3	3	4
40.0501 (05)	Chemistry	UMO	4	3	3	7
40.0501 (05)	Chemistry	Bates	0	0	0	0
40.0501 (05)	Chemistry	Bowdoin	8	6	6	14
40.0501 (05)	Chemistry	Colby	3	0	0	3
40.0501 (07)	Chemistry	UMO	4	1	1	5
40.0501 (09)	Chemistry	UMO	22	15	15	37
Totals			0	0	0	0
40.0599 (05)	Chemistry Other	Bowdoin	2	3	3	5
40.0601 (05)	Geology	UMO	1	3	3	4
40.0601 (05)	Geology	UMO	7	6	6	13
40.0601 (05)	Geology	Bates	2	1	1	3
40.0601 (05)	Geology	Bowdoin	4	1	1	5
40.0601 (05)	Geology	Colby	2	3	3	5
40.0601 (07)	Geology	UMO	5	2	2	7
40.0601 (08)	Geology	UMO	23	19	19	42
Totals			3	3	3	6
40.0702 (03)	Oceanography	SMTC	1	2	2	3
40.0702 (05)	Oceanography	UMO	0	2	2	2
40.0702 (07)	Oceanography	UMO	2	0	0	2
40.0702 (09)	Oceanography	UMO	6	7	7	13
Totals			4	0	0	4
40.0801 (05)	Physics, General	UMO	2	6	6	8
40.0801 (05)	Physics, General	Bates	4	0	0	4
40.0801 (05)	Physics, General	Bowdoin	10	2	2	12
40.0801 (05)	Physics, General	Colby	1	0	0	1
40.0801 (07)	Physics, General	UMO	5	0	0	5
40.0801 (09)	Physics, General	UMO	26	8	8	34
Totals						

					1	4	5
41.0101 (03)	Bioscience Technology						
42.0101 (05)	Psychology, General	UMO		19	40	59	
42.0101 (05)	Psychology, General	UMF		5	23	28	
42.0101 (05)	Psychology, General	Bates		9	29	38	
42.0101 (05)	Psychology, General	Bowdoin		5	22	27	
42.0101 (05)	Psychology, General	Colby		10	28	38	
42.0101 (05)	Psychology, General	St Joseph's College		1	4	5	
42.0101 (05)	Psychology, General	UNE		2	6	8	
42.0101 (05)	Psychology, General	USM		7	48	55	
42.0101 (09)	Psychology, General	UMO		1	2	3	
Totals				60	205	267	
42.1701 (07)	School Psychology	USM		3	10	13	
43.0104 (03)	Criminal Justice Studies	Andover		7	8	15	
43.0104 (03)	Criminal Justice Studies	UMA		9	14	23	
43.0104 (03)	Criminal Justice Studies	UMPI		7	6	13	
43.0104 (03)	Criminal Justice Studies	Beal		13	5	18	
43.0104 (05)	Criminal Justice Studies	UMPI		2	1	3	
Totals				41	44	85	
43.0107 (03)	Law Enforcemt/Police Sci	UMA		5	7	12	
43.0107 (03)	Law Enforcemt/Police Sci	SMTC		28	10	38	
Totals				33	17	50	
43.0201 (02)	Fire Protection/Safety T/T	SMTC		3	0	3	
43.0201 (03)	Fire Protection/Safety T/T	SMTC		19	0	19	
Totals				22	0	22	
44.0401 (05)	Public Administration	UMO		6	5	11	
44.0401 (05)	Public Administration	UMA		3	5	8	
44.0401 (07)	Public Administration	UMO		7	5	12	
44.0401 (09)	Public Administration	UMO		1	0	1	
Totals				17	15	32	
44.0501 (07)	Public Policy Analysis	USM		8	6	14	
44.0701 (05)	Social Work	UMPI		1	18	19	
44.0701 (05)	Social Work	USM		5	45	50	
44.0701 (07)	Social Work	UNE		12	48	60	
44.0701 (07)	Social Work	UMO		5	22	27	
Totals				31	139	170	

45.0101 (05)	Social Sciences, General	UMA	4	17	21
45.0101 (05)	Social Sciences, General	UMFK	5	10	15
45.0101 (05)	Social Sciences, General	UMPI	0	0	0
Totals			9	27	36
45.0201 (05)	Anthropology	UMO	10	11	21
45.0201 (05)	Anthropology	Bates	2	4	6
45.0201 (05)	Anthropology	Bowdoin	3	6	9
45.0201 (05)	Anthropology	Colby	5	13	18
45.0201 (07)	Anthropology	UMO	0	1	1
Totals			20	35	55
45.0301 (05)	Archeology	Bowdoin	2	4	6
45.0601 (05)	Economics, General	UMO	4	1	5
45.0601 (05)	Economics, General	Bates	33	14	47
45.0601 (05)	Economics, General	Bowdoin	26	9	35
45.0601 (05)	Economics, General	Colby	33	12	45
45.0601 (05)	Economics, General	USM	8	3	11
45.0601 (07)	Economics, General	UMO	3	0	3
Totals			107	39	146
45.0701 (05)	Geography	UMF	1	1	2
45.0801 (05)	History, General	UMO	13	10	23
45.0801 (05)	History, General	UMF	6	4	10
45.0801 (05)	History, General	UMM	2	2	4
45.0801 (05)	History, General	UMPI	2	1	3
45.0801 (05)	History, General	USM	22	20	42
45.0801 (05)	History, General	Bates	15	10	25
45.0801 (05)	History, General	Bowdoin	19	9	28
45.0801 (05)	History, General	Colby	13	9	22
45.0801 (05)	History, General	St Joseph's College	2	4	6
45.0801 (07)	History, General	UMO	7	3	10
45.0801 (09)	History, General	UMO	1	0	1
Totals			101	73	176
45.1001 (05)	Political Science, General	UMO	36	14	50
45.1001 (05)	Political Science, General	UMPI	2	0	2
45.1001 (05)	Political Science, General	USM	14	16	30
45.1001 (05)	Political Science, General	Bates	31	22	53
45.1001 (05)	Political Science, General	Colby	19	13	32
Totals			102	65	140

45.1099 (05)	Political Sci & Govt, Other	Bowdoin	32	19	51
45.1101 (05)	Sociology	UMO	12	22	34
45.1101 (05)	Sociology	USM	6	35	41
45.1101 (05)	Sociology	Bates	1	10	11
45.1101 (05)	Sociology	Bowdoin	4	6	10
45.1101 (05)	Sociology	Colby	5	7	12
45.1101 (05)	Sociology	St Joseph's College	3	7	10
Totals			63	106	169
45.9999 (05)	Social Sci & History, Other	USM	7	42	49
45.9999 (05)	Social Sci & History, Other	UMFK	1	0	1
Totals			8	42	50
46.0201 (02)	Carpenter	NMTC	2	0	2
46.0201 (02)	Carpenter	WCTC	1	0	1
46.0201 (03)	Carpenter	NMTC	1	1	2
46.0201 (03)	Carpenter	SMTC	10	0	10
46.0201 (04)	Carpenter	NMTC	4	0	4
46.0201 (04)	Carpenter	SMTC	3	0	3
Totals			21	1	22
46.0302 (01)	Electrician	EMTC	1	1	2
46.0302 (02)	Electrician	NMTC	0	0	0
46.0302 (02)	Electrician	WCTC	11	1	12
46.0302(02)	Electrician	KVTC	1	0	1
46.0302 (03)	Electrician	KVTC	21	1	22
46.0302 (03)	Electrician	NMTC	2	0	2
46.0302 (03)	Electrician	SMTC	12	0	12
46.0302 (04)	Electrician	NMTC	6	0	6
46.0302 (04)	Electrician	SMTC	1	0	1
Totals			55	3	58
46.0303 (02)	Lineworker	KVTC	12	1	13
46.0501 (02)	Plumber & Pipefitter	SMTC	11	0	11
46.0501 (02)	Plumber & Pipefitter	WCTC	5	0	5
46.0501 (03)	Plumber & Pipefitter	SMTC	1	0	1
Totals			29	1	30

46.9999 (02)	Construction Trades Other	NMTC	0	0	0	0
46.9999 (03)	Construction Trades Other	NMTC	2	0	0	2
46.9999 (03)	Construction Trades Other	WCTC	0	0	0	0
46.9999 (04)	Construction Trades Other	NMTC	6	0	0	6
46.9999 (04)	Construction Trades Other	WCTC	0	0	0	0
Totals			8	0	0	8
47.0104 (03)	Computer Install & Repair	NMTC	9	0	0	9
47.0104 (04)	Computer Install & Repair	NMTC	1	0	0	1
Totals			10	0	0	10
47.0201 (02)	Heat/AC/Refrig Mech/Rep	EMTC	0	0	0	1
47.0201 (02)	Heat/AC/Refrig Mech/Rep	SMTC	3	0	0	3
47.0201 (02)	Heat/AC/Refrig Mech/Rep	WCTC	6	0	0	6
47.0201 (03)	Heat/AC/Refrig Mech/Rep	EMTC	3	0	0	3
47.0201 (03)	Heat/AC/Refrig Mech/Rep	SMTC	4	0	0	4
47.0201 (04)	Heat/AC/Refrig Mech/Rep	EMTC	6	0	0	6
47.0201 (04)	Heat/AC/Refrig Mech/Rep	SMTC	2	0	0	2
Totals			24	0	0	24
47.0302 (02)	Diesel Truck & Heavy Equip	WCTC	8	1	1	9
47.0302 (04)	Diesel Truck & Heavy Equip	EMTC	1	0	0	1
Totals			9	1	1	10
47.0303 (02)	Industrial Maintenance Technology	KVTC	2	0	0	2
47.0603 (02)	Auto/Automot Body Repair	NMTC	7	0	0	7
47.0603 (03)	Auto/Automot Body Repair	NMTC	1	0	0	1
47.0603 (04)	Auto/Automot Body Repair	NMTC	5	0	0	5
Totals			15	0	0	15
47.0604 (02)	Auto/Automot Mech/Tech	NMTC	3	0	0	3
47.0604 (02)	Auto/Automot Mech/Tech	WCTC	2	1	1	3
47.0604 (03)	Auto/Automot Mech/Tech	CMTC	8	0	0	8
47.0604 (03)	Auto/Automot Mech/Tech	NMTC	3	0	0	3
47.0604 (03)	Auto/Automot Mech/Tech	SMTC	3	1	1	4
47.0604 (03)	Auto/Automot Mech/Tech	WCTC	4	0	0	4
47.0604 (04)	Auto/Automot Mech/Tech	NMTC	4	0	0	4
47.0604 (04)	Auto/Automot Mech/Tech	SMTC	4	0	0	4
Totals			31	2	2	33

47.0605 (02)	Diesel Engin Mech/Repair	WCIC	10	0	10
47.0699 (02)	Veh/Mobil Equip Mech/Rep	NMTC	6	0	6
47.0699 (02)	Veh/Mobil Equip Mech/Rep	EMTC	0	1	1
47.0699 (03)	Veh/Mobil Equip Mech/Rep	EMTC	2	0	2
47.0699 (04)	Veh/Mobil Equip Mech/Rep	NMTC	3	0	3
47.0699 (04)	Veh/Mobil Equip Mech/Rep	EMTC	8	0	8
Totals			29	1	30
47.9999 (04)	Mechanics & Repairers Oth	WCIC	0	0	0
48.0101 (02)	Drafting, General	NMTC	0	0	0
48.0101 (02)	Drafting, General	SMTC	6	0	6
48.0101 (03)	Drafting, General	NMTC	5	1	6
48.0101 (04)	Drafting, General	NMTC	3	0	3
Totals			14	1	15
48.0105 (03)	Mechanical Drafting	CMTC	1	0	1
48.0201 (02)	Graph/Print Equip Oper Ot	CMTC	2	0	2
48.0201 (03)	Graph/Print Equip Oper Ot	CMTC	7	11	18
Totals			10	11	21
48.0501 (02)	Machinist/Machine Tech	SMTC	1	0	1
48.0501 (02)	Machinist/Machine Tech	CMTC	2	0	2
48.0501 (03)	Machinist/Machine Tech	CMTC	17	0	17
48.0501 (03)	Machinist/Machine Tech	EMTC	4	1	5
48.0501 (03)	Machinist/Machine Tech	SMTC	10	0	10
48.0501 (04)	Machinist/Machine Tech	EMTC	0	0	0
48.0501 (04)	Machinist/Machine Tech	SMTC	1	0	1
Totals			35	1	36
48.0506 (02)	Sheet Metal Worker	NMTC	0	0	0
48.0506 (03)	Sheet Metal Worker	NMTC	1	0	1
48.0506 (04)	Sheet Metal Worker	NMTC	3	0	3
Totals			4	0	4
48.0508 (02)	Welder/Welding Tech	EMTC	9	0	9
48.0508 (02)	Welder/Welding Tech	WCIC	3	0	3
48.0508 (03)	Welder/Welding Tech	CMTC	3	0	3
48.0508 (03)	Welder/Welding Tech	EMTC	10	0	10
48.0508 (04)	Welder/Welding Tech	EMTC	6	0	6
Totals			31	0	31
48.9999 (02)	Precision Prod Trades Oth	WCIC	0	0	0
48.9999 (03)	Precision Prod Trades, Oth	WCIC	0	0	0
Totals			0	0	0

49.0202 (02)	Construction Equip Operator	WCTC	6	0	6
49.0306 (02)	Marine Maint & Ship Repair	WCTC	14	2	16
49.0309 (05)	Marine Sci/Merch Marine	MMA	30	2	32
Totals			44	4	48
50.0101 (05)	Visual & Performing Arts	UMM	0	0	0
50.0402 (03)	Graphic Design	SMTC	21	5	26
50.0402 (05)	Graphic Design	MECA	4	2	6
Totals			25	7	32
50.0501 (05)	Drama/Theater Arts, Gen	UMO	5	7	12
50.0501 (05)	Drama/Theater Arts, Gen	USM	2	4	6
50.0501 (05)	Drama/Theater Arts, Gen	Bates	1	4	5
50.0501 (05)	Drama/Theater Arts, Gen	Colby	1	2	3
50.0501 (07)	Drama/Theater Arts, Gen	UMO	3	2	5
Totals			11	19	31
50.0605 (03)	Photography	UMA	2	0	2
50.0605 (05)	Photography	MECA	2	2	4
50.0699 (03)	Film/Video & Photo Arts	SMTC	5	0	5
50.0701 (03)	Art, General	UMPI	5	2	7
50.0701 (05)	Art, General	UMO	6	7	13
50.0701 (05)	Art, General	UMPI	5	2	7
50.0701 (05)	Art, General	USM	6	27	33
Totals			31	40	71
50.0701 (05)	Printmaking	MECA	0	1	1
50.0702 (05)	Fine/Studio Arts	Bowdoin	5	5	10
50.0703 (05)	Art Hist, Criticism, Conserv	Bates	6	11	17
50.0703 (05)	Art Hist, Criticism, Conserv	Bowdoin	2	8	10
50.0703 (05)	Art Hist, Criticism, Conserv	Colby	2	11	13
Totals			15	36	51

BEST COPY AVAILABLE

203

202

50.0708 (05)	Painting	MECA	5	7	12
50.0709 (05)	Sculpture	MECA	5	4	9
50.0711 (05)	Ceramic Arts & Ceramics	MECA	1	10	11
50.0713 (05)	Metal & Jewelry Arts	MECA	1	5	6
50.0799 (03)	Fine Arts & Art Studies Other	UMA	0	1	1
50.0901 (03)	Music, General	UMA	3	0	3
50.0901 (05)	Music, General	UMO	2	2	4
50.0901 (05)	Music, General	USM	4	4	8
50.0901 (03)	Music, General	Bates	4	3	7
50.0901 (03)	Music, General	Bowdoin	2	1	3
50.0901 (07)	Music, General	UMO	3	3	6
Totals			30	40	70
50.0902 (05)	Music History & Lit	Colby	2	5	7
50.0903 (05)	Music - Gen Performance	UMO	2	2	4
50.0903 (05)	Music - Gen Performance	USM	4	4	8
Totals			6	6	12
50.0999 (05)	Music, Other	UMA	1	0	1
51.0201 (05)	Comm Disorders, General	UMO	2	17	19
51.0201 (07)	Comm Disorders, General	UMO	0	11	11
Totals			3	28	30
51.0601 (02)	Dental Assistant	UMA	0	6	6
51.0602 (03)	Dental Hygienist	UMA	0	10	10
51.0602 (03)	Dental Hygienist	UNE	0	34	34
51.0602 (05)	Dental Hygienist	UNE	0	6	6
Totals			0	56	56
51.0701 (05)	Health Sys/Svcs Admin	St Joseph's College	6	28	34
51.0701 (07)	Health Sys/Svcs Admin	St Joseph's College	7	31	38
51.0701 (07)	Health Sys/Svcs Admin	USM	1	1	2
Totals			14	60	74
51.0705 (03)	Medical Office Mgmt	Beal	0	2	2
51.0707 (03)	Medical Records I/T	KVTC	0	5	5
Totals			0	7	7

51.0708 (02)	Medical Transcription	CMTC	0	4	4
51.0799 (03)	Health & Med Admin Svcs Oth	UMA	0	10	10
51.0801 (02)	Medical Assistant	SMTC	0	14	14
51.0801 (03)	Medical Assistant	KVTC	0	7	7
51.0801 (03)	Medical Assistant	Andover	1	40	41
51.0801 (03)	Medical Assistant	Beal	0	20	20
51.0801 (03)	Medical Assistant	Mid-State	1	11	12
51.0801 (03)	Medical Assistant	Husson	0	7	7
Totals			2	113	115
51.0803 (03)	Occupational Therapy Asst	KVTC	1	9	10
51.0806 (03)	Physical Therapy Asst	KVTC	1	7	8
51.0807 (07)	Physician Asst	UNE	15	20	35
51.0901 (03)	Cardiovascular Tech/Tech	SMTC	2	4	6
51.0904 (02)	Emergency Medicine Tech/Tech	KVTC	3	1	4
51.0904 (03)	Emergency Medicine Tech/Tech	SMTC	4	3	7
51.0904 (03)	Emergency Medicine Tech/Tech	KVTC	1	0	1
Totals			27	44	71
51.0905 (03)	Nuclear Medicine T/T	SMTC	1	4	5
51.0907 (03)	Medical Radiologic Tech/Tech	CMTC	1	8	9
51.0907 (03)	Medical Radiologic Tech/Tech	EMTC	4	4	8
51.0907 (03)	Medical Radiologic Tech/Tech	KVTC	0	0	0
51.0907 (03)	Medical Radiologic Tech/Tech	SMTC	1	9	10
51.0907 (03)	Medical Radiologic Tech/Tech	SJC	0	8	8
51.0907 (05)	Medical Radiologic Tech/Tech	SJC	2	6	8
Totals			9	39	48
51.0908 (03)	Respiratory Therapy Tech	KVTC	5	4	9
51.0908 (03)	Respiratory Therapy Tech	SMTC	3	7	10
Totals			8	11	19
51.0909 (03)	Surgical/Operng Rm Tech	SMTC	0	4	4
51.0999 (05)	Health/Med Diag/Tx Svcs Oth	USM	0	3	3
51.1004 (03)	Medical Laboratory Tech	UMPI	0	1	1
51.1004 (03)	Medical Laboratory Tech	CMTC	1	3	4
51.1004 (03)	Medical Laboratory Tech	EMTC	0	3	3
Totals			1	14	15
51.1005 (03)	Medical Technology	UMA	0	4	4
51.1005 (05)	Medical Technology	UMO	2	3	5
Totals			2	7	9

51.1307 (07)	Medical Immunology	USM	2	3	5
51.1399 (05)	Medical Basic Sci, Other	UNE	2	6	8
51.1502 (03)	Psych/Mental Hlth Svc T	UMA	7	73	80
Totals			11	82	93
51.1599 (05)	Mental Health & Human Svcs	UMA	8	43	51
51.1601 (03)	Nursing (RN Training)	UMA	6	50	56
51.1601 (03)	Nursing (RN Training)	CMTC	1	17	18
51.1601 (03)	Nursing (RN Training)	EMTC	3	22	25
51.1601 (03)	Nursing (RN Training)	KVTC	1	15	16
51.1601 (03)	Nursing (RN Training)	NMTC	1	16	17
51.1601 (03)	Nursing (RN Training)	SMTC	4	23	27
51.1601 (05)	Nursing (RN Training)	UMO	5	62	67
51.1601 (05)	Nursing (RN Training)	UMFK	1	7	8
51.1601 (05)	Nursing (RN Training)	USM	2	26	28
51.1601 (05)	Nursing (RN Training)	Husson	3	38	49
51.1601 (05)	Nursing (RN Training)	St Joseph's College	4	34	38
51.1601 (07)	Nursing (RN Training)	UMO	0	4	4
51.1601 (07)	Nursing (RN Training)	USM	2	26	28
Totals			41	363	404
51.1604 (07)	Nursing Anesthet (PostRN)	UNE	8	20	28
51.1605 (07)	Nursing Family Pract (PostRN)	Husson	0	6	6
51.1610 (07)	Nursing Psych.Mental Health	Husson	0	6	6
51.1613 (02)	Practical Nurse (LPN Trng)	KVTC	0	3	3
51.1613 (02)	Practical Nurse (LPN Trng)	CMTC	0	3	3
51.1613 (02)	Practical Nurse (LPN Trng)	EMTC	0	11	11
51.1613 (02)	Practical Nurse (LPN Trng)	NMTC	1	9	10
51.1613 (02)	Practical Nurse (LPN Trng)	SMTC	0	0	0
Totals			9	58	67
51.1699 (03)	Nursing Other	UNE	2	21	23
51.1699 (05)	Nursing Other	UNE	0	21	21
Totals			2	42	44
51.2399 (05)	Recreational Therapy	USM	1	7	8
51.9999 (05)	Recreational Therapy	USM	6	22	28
Totals			7	29	36

51.2399 (05)	Rehab/Therapeutic Svcs	UMF	2	14	16
51.9999 (05)	Health Prof & Related Sciences	UNE	16	66	82
52.0101 (02)	Business General	Beal	0	0	0
52.0101 (03)	Business General	UMA	10	39	49
52.0101 (03)	Business General	Thomas College	3	18	21
52.0101 (05)	Business General	UMA	12	35	47
52.0101 (05)	Business General	UMFK	5	3	8
52.0101 (05)	Business General	UMPI	5	5	10
Totals			53	180	233
52.0201 (02)	Bus Admin & Mgmt Gen	CMTC	0	2	2
52.0201 (02)	Bus Admin & Mgmt Gen	Beal	1	2	3
52.0201 (03)	Bus Admin & Mgmt Gen	Andover	5	24	29
52.0201 (03)	Bus Admin & Mgmt Gen	Beal	3	7	10
52.0201 (03)	Bus Admin & Mgmt Gen	USM	14	19	33
52.0201 (03)	Bus Admin & Mgmt Gen	CMTC	12	16	28
52.0201 (03)	Bus Admin & Mgmt Gen	EMTC	6	20	26
52.0201 (03)	Bus Admin & Mgmt Gen	NMTC	8	6	14
52.0201 (03)	Bus Admin & Mgmt Gen	SMTC	7	10	17
52.0201 (03)	Bus Admin & Mgmt Gen	Beal	3	7	10
52.0201 (03)	Bus Admin & Mgmt Gen	Mid-State College	0	1	1
52.0201 (03)	Bus Admin & Mgmt Gen	Husson	7	14	21
52.0201 (05)	Bus Admin & Mgmt Gen	UMO	81	51	132
52.0201 (05)	Bus Admin & Mgmt Gen	UMM	2	4	6
52.0201 (05)	Bus Admin & Mgmt Gen	USM	38	40	78
52.0201 (05)	Bus Admin & Mgmt Gen	Husson	34	43	77
52.0201 (05)	Bus Admin & Mgmt Gen	Thomas	11	26	37
52.0201 (05)	Bus Admin & Mgmt Gen	UNE	0	2	2
52.0201 (07)	Bus Admin & Mgmt Gen	UMO	30	19	49
52.0201 (07)	Bus Admin & Mgmt Gen	USM	20	12	32
52.0201 (07)	Bus Admin & Mgmt Gen	Husson	37	32	69
52.0201 (07)	Bus Admin & Mgmt Gen	Thomas	13	14	27
Totals			312	371	683
51.0202 (07)	Taxation	Thomas	1	0	1
52.0204 (03)	Office Supervis & Mgmt	SMTC	1	22	23
52.0201 (03)	Office Supervis & Mgmt	Beal	0	1	1
Totals			2	23	25



52.0299 (03)	Bus Admin & Mgmt Oth	WCYC	1	8	9
52.0299 (03)	Bus Admin & Mgmt Oth	St Joseph's College	1	0	1
52.0299 (05)	Bus Admin & Mgmt Oth	USM	6	6	12
52.0299 (05)	Bus Admin & Mgmt Oth	St Joseph's College	2	12	14
Totals			10	26	36
52.0301 (05)	Accounting	UMM	1	5	6
52.0301 (05)	Accounting	UMPI	0	1	1
52.0301 (05)	Accounting	USM	11	15	26
52.0301 (05)	Accounting	Husson	20	35	55
52.0301 (05)	Accounting	St Joseph's College	2	2	4
52.0301 (05)	Accounting	Thomas	5	5	10
52.0301 (07)	Accounting	Husson	1	0	1
Totals			58	63	103
52.0302 (03)	Accounting Technician	CMTC	1	3	4
52.0302 (03)	Accounting Technician	KVTC	0	9	9
Totals			1	12	13
52.0401 (02)	Admin Asst/Sec Sci Gen	KVTC	0	3	3
52.0401 (02)	Admin Asst/Sec Sci Gen	Beal	0	2	2
52.0401 (03)	Admin Asst/Sec Sci Gen	Beal	0	6	6
52.0401 (03)	Admin Asst/Sec Sci Gen	CMTC	1	3	4
52.0401 (03)	Admin Asst/Sec Sci Gen	EMTC	1	5	6
52.0401 (03)	Admin Asst/Sec Sci Gen	KVTC	0	5	5
52.0401 (03)	Admin Asst/Sec Sci Gen	Andover	0	27	27
52.0401 (03)	Admin Asst/Sec Sci Gen	UMM	0	8	8
52.0401 (03)	Admin Asst/Sec Sci Gen	Mid State	3	15	18
52.0401 (05)	Admin Asst/Sec Sci Gen	UMM	0	3	3
Totals			5	77	82
52.0402 (03)	Executive Asst/Secrty	NMTC	0	6	6
52.0402 (03)	Executive Asst/Secrty	Husson	0	2	2
52.0402 (03)	Executive Asst/Secrty	Thomas	0	1	1
52.0402 (05)	Executive Asst/Secrty	Husson	0	4	4
Totals			0	13	13

52.0403 (03)	Legal Admin Asst/Secrty	KVTC	0	2	2
52.0403 (03)	Legal Admin Asst/Secrty	NMTC	0	1	1
52.0403 (03)	Legal Admin Asst/Secrty	Husson	0	0	0
52.0403 (03)	Legal Admin Asst/Secrty	Mid State	0	3	3
52.0403 (03)	Legal Admin Asst/Secrty	Thomas	0	4	4
Totals			0	10	10
52.0404 (02)	Medl Admin Asst/Sec	WCYC	0	5	5
52.0404 (03)	Medl Admin Asst/Sec	KVTC	0	3	3
52.0404 (03)	Medl Admin Asst/Sec	NMTC	0	7	7
52.0404 (03)	Medl Admin Asst/Sec	Mid State	0	5	5
52.0404 (03)	Medl Admin Asst/Sec	Thomas	0	2	2
Totals			0	22	22
52.0601 (03)	Bus Managerial Economic	Mid State	0	2	2
Totals			0	2	2
52.0701 (03)	Enterprise Mgmt & Oper Gen	UMM	3	2	5
52.0799 (03)	Enterprise Mgmt & Oper Oth	MMA	6	3	9
52.0801 (05)	Finance, General	Husson	3	1	4
52.0801 (05)	Finance, General	Thomas	4	7	11
Totals			16	13	29
52.0902 (03)	Hotel/Motel/Restnt Mgmt	SMTC	2	2	4
Totals			2	2	4
52.0903 (03)	Travel-Tourism Mgmt	Beal	4	1	10
52.0999 (05)	Hospitality Svcs Mgmt, Oth	Husson	10	1	12
52.1001 (05)	Human Res Mgmt	Thomas	0	23	1
52.1201 (02)	Mgt InfSys/Bus DatProc Gn	YCVC	1	4	2
52.1201 (03)	Mgt InfSys/Bus DatProc Gn	Andover	26	0	49
52.1201 (03)	Mgt InfSys/Bus DatProc Gn	NMTC	2	4	6
52.1201 (03)	Mgt InfSys/Bus DatProc Gn	UMM	0	0	0
Totals			43	37	80
52.1204 (03)	Information Tech	NMTC	0	0	0
52.1101(03)	International Business & Logistics	MMA	1	3	4
52.1299 (02)	Bus Inf & Dat Proc Svcs Other	WCYC	0	1	1
52.1299 (02)	Bus Inf & Dat Proc Svcs Other	YCVC	0	9	9
52.1299 (03)	Bus Inf & Dat Proc Svcs Other	WCYC	4	21	25
Totals			5	34	39

52.1401 (03)	Bus Mrlktg & Market Mgmt	KVTC	4	5	9
52.1401 (05)	Bus Mrlktg & Market Mgmt	UMM	0	0	0
52.1401 (05)	Bus Mrlktg & Market Mgmt	Husson	6	1	7
52.1401 (05)	Bus Mrlktg & Market Mgmt	SJC	7	2	9
52.1401 (05)	Bus Mrlktg & Market Mgmt	Thomas	7	7	14
Totals			24	15	39
52.9999 (03)	Bus Mgmt/Admin Svcs Oth	SJC	0	4	4
52.9999 (05)	Bus Mgmt/Admin Svcs Oth	UNE	0	2	2
52.9999 (07)	Bus Mgmt/Admin Svcs Oth	MMA	10	0	10
Totals			10	6	16

216

217

**MAINE PUBLIC AND PRIVATE COLLEGES AND UNIVERSITIES
ASSOCIATE DEGREE LEVEL
SUMMARY OF 20 HIGHEST COMPLETION RATES BY FIELD OF STUDY - 2000**

CIP CODES:	PROGRAM TITLES	03 TOTALS:
52.0201	Business Administration & Management, General	189
51.1601	Nursing (RN Training)	159
24.0101	Liberal Arts/Science/Liberal Studies	150
51.0801	Medical Assistant	87
51.1502	Psychology/Mental Health Svcs Tech	80
52.0401	Administrative Assistant/Secretary Science, General	74
52.0101	Business General	70
43.0104	Criminal Justice Studies	69
24.0102	General Studies	57
52.1201	Management Information Systems/Business Data Processing, General	55
43.0107	Law Enforcement/Political Science	50
51.0602	Dental Hygienist	44
51.1699	Nursing, Other	44
20.0401	Institution Food Worker/Administration General	37
51.0907	Medical Radiologic Tech/Tech	35
48.0501	Machinist/Machine Tech	34
15.0303	Elect/Electron/Comm Eng. Tech/Tech	32
15.0303	Computer Eng. Tech/Tech	26
22.0103	Paralegal/ Dental Hygienist Legal Assistant	26
Totals	20 Highest Completion Rates at 03 Level	1,318

218

219

**MAINE PUBLIC AND PRIVATE COLLEGES AND UNIVERSITIES
BACHELOR DEGREE LEVEL
SUMMARY OF 20 HIGHEST COMPLETION RATES BY FIELD OF STUDY - 2000**

CIP CODES:	PROGRAM TITLES	05 TOTALS:
52.0201	Business Administration & Mgmt. General	332
13.1202	Elementary Teacher Education	299
42.0101	Psychology General	258
26.0101	Biology, General	244
30.9999	Multi/Inter Disciplinary Studies, General	199
51.1601	Nursing (RN Training)	190
23.0101	English Language/Literature General	180
45.0801	History, General	165
24.0101	Liberal Arts, Science/Liberal Studies	145
45.0601	Economics, General	143
45.1001	Political Science, General	140
13.1205	Secondary Teacher Education	133
45.1101	Sociology	118
03.0102	Environmental Science/Studies	112
52.0301	Accounting	102
44.0701	Social Work	69
44.0701	Business, General	65
13.1314	Physical Education Teaching/Coaching	58
27.0101	Mathematics	55
50.0701	Art, General	53
Totals	20 Highest Completion Rates at 05 Level	3,060

**MAINE PUBLIC AND PRIVATE COLLEGES AND UNIVERSITIES
 MASTER'S DEGREE LEVEL
 SUMMARY OF 20 HIGHEST COMPLETION RATES BY FIELD OF STUDY - 2000**

CIP CODES:	PROGRAM TITLES	07 TOTALS:
52.0201	Business Administration & Mgmt, General	177
13.9999	Education, Other	104
44.0701	Social Work	87
13.1206	Teacher Education Mult. Levels	57
13.1399	Teacher Education Acad./Voc. Programs, Other	54
13.1101	Counselor Education Counselor/Guidance Services	42
51.0701	Health Systems/Services Administration	40
51.0807	Physician Assistant	35
13.1315	Reading Teacher Education	32
51.1601	Nursing (RN Training)	32
51.1604	Nursing Anesthetist	28
13.1202	Elementary Teacher Education	28
13.1205	Secondary Teacher Education	26
13.1201	Adult Continuing Teacher Education	20
13.1321	Computer Teacher Education	15
11.0701	Computer Science	15
13.1001	Special Education General	19
13.0401	Educational Administration and Supervis. General	17
42.1701	School Psychology	13
02.0301	Food Science Technology	13
Totals	20 Highest Completion Rates at 07 Level	854

222


223

**MAINE PUBLIC AND PRIVATE COLLEGES AND UNIVERSITIES
DOCTORAL AND FIRST PROFESSIONAL DEGREE LEVEL
SUMMARY OF 20 HIGHEST COMPLETION RATES BY FIELD OF STUDY - 2000**

CIP CODES:	PROGRAM TITLES	09 AND 10 TOTALS:
38.0101	Philosophy	7
40.0801	Physics	5
14.0899	Civil Engineering, Other	5
40.0501	Chemistry, General	5
13.1399	Tchr Ed Acad/Voc Programs	4
42.0101	Psychology, General	3
02.0501	Soil Sciences	2
26.0101	Biology, General	2
40.0702	Oceanography	2
03.0601	Wildlife & Wild lands Mgmt.	2
44.0401	Public Administration	1
02.0201	Animal Sciences, General	1
02.0301	Food Science and Technology	1
26.0402	Molecular Biology	1
14.0701	Chemical Engineering	1
13.0401	Education, Administration and Supervis. General	1
22.0101	Law (LLB, JD)	87
39.0602	Divinity/Ministerial (BD, MDIV)	14
Totals	20 Highest Completion Rates at 09 and 10 Levels	144

224

225



*U.S. Department of Education
Office of Educational Research and Improvement (OERI)
National Library of Education (NLE)
Educational Resources Information Center (ERIC)*



NOTICE

Reproduction Basis

- This document is covered by a signed "Reproduction Release (Blanket)" form (on file within the ERIC system), encompassing all or classes of documents from its source organization and, therefore, does not require a "Specific Document" Release form.
- This document is Federally-funded, or carries its own permission to reproduce, or is otherwise in the public domain and, therefore, may be reproduced by ERIC without a signed Reproduction Release form (either "Specific Document" or "Blanket").